

# PMI Sampler: Patch similarity guided frame selection for Aerial Action Recognition

Ruiqi Xian    Xijun Wang    Divya Kothandaraman    Dinesh Manocha  
University of Maryland College Park  
{rxian, xijun, dkr, dmanocha}@umd.edu

## Abstract

*We present a new algorithm for selection of informative frames in video action recognition. Our approach is designed for aerial videos captured using a moving camera where human actors occupy a small spatial resolution of video frames. Our algorithm utilizes the motion bias within aerial videos, which enables the selection of motion-salient frames. We introduce the concept of patch mutual information (PMI) score to quantify the motion bias between adjacent frames, by measuring the similarity of patches. We use this score to assess the amount of discriminative motion information contained in one frame relative to another. We present an adaptive frame selection strategy using shifted leaky ReLu and cumulative distribution function, which ensures that the sampled frames comprehensively cover all the essential segments with high motion salience. Our approach can be integrated with any action recognition model to enhance its accuracy. In practice, our method achieves a relative improvement of 2.2 - 13.8% in top-1 accuracy on UAV-Human, 6.8% on NEC Drone, and 9.0% on Diving48 datasets. We will make all our codes publicly available upon acceptance.*

## 1. Introduction

The applications of unmanned aerial vehicles (UAVs) have been expanding rapidly into search and rescue, agriculture, security, surveillance, etc. This is giving rise to many challenging problems including detection, re-identification, tracking, and recognition. Among these tasks, aerial video action recognition is regarded as one of the most difficult problems. Despite the success of deep learning-based methods in video action recognition on ground camera footage [10, 20, 30], current methods do not result in high accuracy on aerial videos.

Aerial video data are often captured by a camera mounted on a moving UAV in oblique or overhead angles. The resulting footage features human actors that appear significantly

smaller (typically less than 10% pixels), due to the high camera altitude, with a large portion of the video frame dominated by the background information. The size and scale of the human actor may vary considerably, owing to changes in flying altitude during video data collection. Furthermore, the continuous movement of the UAV can cause the camera viewing angle shifting, resulting in motion blur and occlusion. These factors collectively make the development of accurate algorithms for aerial action recognition a challenging task.

The decrease in performance of generic video recognition models on aerial data can be reduced through the use of motion-guided frame sampling during training [23, 46]. However, current deep learning-based action recognition methods mostly use fixed hand-crafted sampling techniques for video analysis [38, 41, 43]. Typically, frames are randomly sampled in a uniform manner or successively with a fixed stride from the original video. This fixed sampling strategy can be sub-optimal for several reasons. First, the motion duration varies for different videos and actions, and fixed sampling may not capture the entire motion duration, potentially overlooking some useful information. Second, the sampling approach should prioritize discriminative frames over redundant or uninformative background frames, as not all frames are equally useful in terms of recognition.

Recently, some techniques [45, 21, 15, 26, 13] have been proposed for frame selection by modeling it as a decision making task. Typically, these methods employ a learning-based module to sequentially select more informative frames or to conditionally exit early. While these methods have shown promising results, their performance heavily relies on the training data and may not easily transfer to unseen domains. Unfortunately, the scarcity of labeled aerial videos, coupled with the challenges of collection and annotation, makes the task of training such modules more difficult. It turns out that the number and size of UAV video datasets is far fewer and smaller than those available for ground video datasets. For instance, the Kinetics dataset contains 650k videos, while the UAV-Human dataset has only 20k videos. Additionally, these learning-based methods are primarily de-

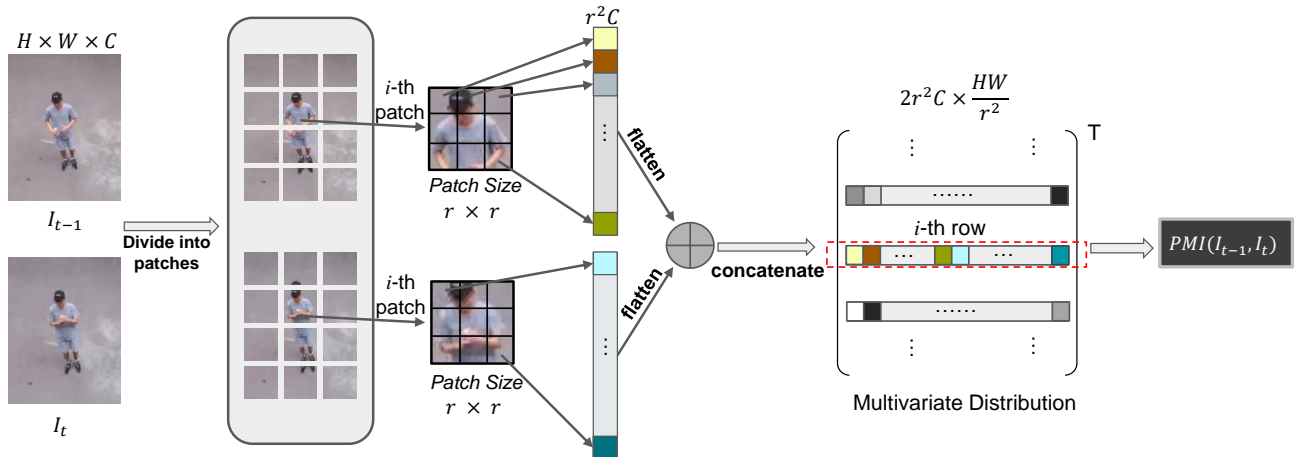


Figure 1: **Patch Mutual Information formulation:** Given a pair of adjacent frames  $I_{t-1}$  and  $I_t$  in size  $H \times W \times C$ , we first divide them into patches with size  $r \times r \times C$  and map each patch to a  $d$ -dimensional vector, where  $d = r^2 C$ . We concatenate the two  $d$ -dimensional vectors representing the corresponding patches from two frames, the resulted vector is in  $2d$  space. We perform the same operations for each patches and further concatenate these  $2d$  vectors to get the multivariate distribution of size  $2d \times \frac{HW}{r^2}$  for this image pair. Then, we calculate the covariance matrix of the multivariate distribution, compute the approximated entropies using Eq 5 and eventually get the patch mutual information following the Eq 3

signed for untrimmed videos, and adapting them to trimmed videos poses additional challenges. Another alternative [48] is to use a statistical model to represent the motion bias between frames, and devise an adaptive sampling strategy for frame selection based on motion information distribution along the temporal domain. However, this formulation fails to account for the distinct features of aerial video data, such as small resolution, multi-scale, and moving camera.

**Main Contribution:** We present a novel frame selection scheme for aerial action recognition. Our approach is general and is designed to address some of the challenges in aerial data. We utilize the similarity between patches to assess the amount of discriminative motion information contained in the aerial videos, and ensure that more informative frames can be selected for video representation. Our method can be combined with any recognition model to obtain improved accuracy in terms of aerial action recognition. The novel components of our work includes:

1. We introduce patch mutual information (PMI) score to leverage the motion bias in the aerial videos. PMI score quantifies how much discriminative motion information is contained in one frame given another by measuring the similarity of frame patches via mutual information calculation.
2. We propose an adaptive frame selection strategy based on shifted Leaky ReLU and cumulative distribution function. Our formulation enhances the motion bias between adjacent frames, making it easier to distinguish

the motion-salient frames in videos. Furthermore, our method is designed in a direct plug-in manner to avoid complex training.

We evaluate the effectiveness of our method in three aerial datasets and experimental results show that our approach consistently outperforms current state-of-the-art by large margins in terms of top-1 accuracy. Practically, we demonstrate a relative improvement of 2.2 - 13.8% on UAV-Human [24], 6.8% on NEC Drone[4], and 9.0% on Diving48 datasets[25].

## 2. Related Work

### 2.1. Action Recognition for Aerial Videos

The accuracy of action recognition on ground-camera video datasets has increased due to recent advancements in deep learning techniques. However, current method cannot demonstrate a similar level of accuracy on videos captured using UAV cameras [32]. For aerial videos, [14],[29],[28],[31],[1],[12],[31] utilize 2D convolutional neural networks (such as ResNet and MobileNet) as the foundational models for single-frame classification, and subsequently merge the outcomes of all video frames. Other methods [2],[34],[35] utilize two-stream convolutional neural networks (CNNs) to leverage both human motion and appearance attributes for improved action recognition. [4],[6],[24],[31],[39] employ the I3D network [3] to capture the spatial-temporal features of both human agents and their surroundings. [44] proposes a framework leveraging CNNs and attention mechanism for aerial action recognition on

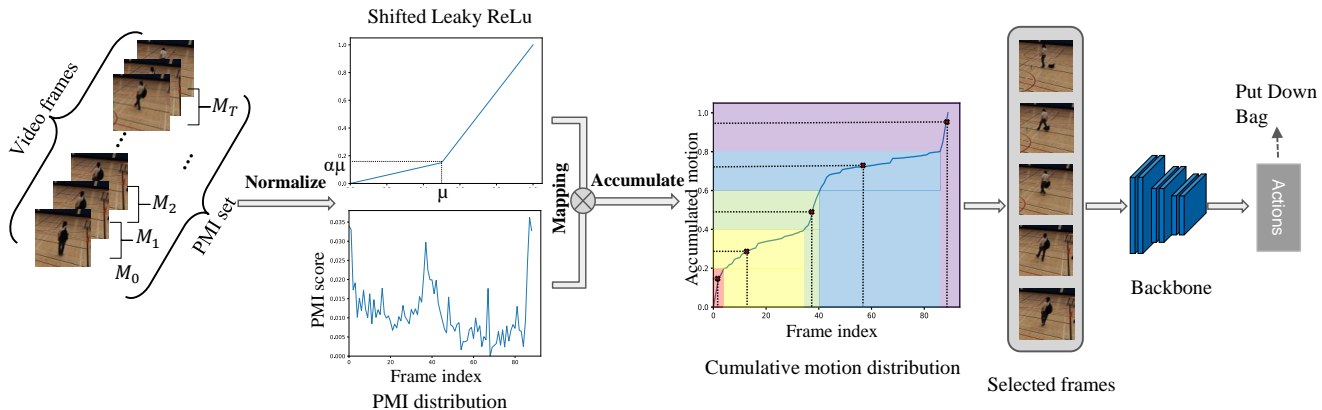


Figure 2: **PMI Sampler**: Given a sequence of video frames, we compute the patch mutual information score for each pair of adjacent frames. We further remap the PMI scores using shifted Leaky ReLU to enhance the motion distribution. Finally, we accumulated the PMI scores using cumulative distribution function and segment the video into  $N$  parts where  $N$  is the number of samplings required for training. We randomly select one frame from each segments, constitute them into a sequence and feed them to the recognition backbones for action classification.

both edge devices and decent GPUs. [22] introduced an attention mechanism based on Fourier transform to emphasize motion salience. Our proposed PMI Sampler, is complimentary and could incorporate with aforementioned method to improve the overall recognition accuracy.

## 2.2. Frame Sampling

For some deep learning based methods [3, 9, 40], the frame sequence used for training is obtained by randomly picking a fixed number of consecutive frames in the video. Other methods [10, 43] use a uniform sampling strategy, where frames are evenly sampled along the video’s temporal domain. These two sampling techniques are commonly used for action recognition models. However, they do not exploit the motion bias between frames and do not consider the video characteristics corresponding to different human actions. There are also some learning-based frame selection methods [45, 21, 13, 47, 8]. FastForward [8] employs reinforcement learning for planning frame skipping and early stop decisions. Adaframe [45] utilizes a policy gradient-trained LSTM, enhanced with a global memory for frame selection. SCSampler [21] and Listen to Look [13] utilize audio as an additional modality to exploit the natural semantic correlation between audios and frames. However, those methods mainly focus on untrimmed videos. They require large amount of training samples and involve complex training procedures.

MGSampler [48] leverages the temporal variations and use RGB difference between two adjacent frames to estimate the motion salience for each frame. However, such an approach may not be robust. Considering the challenges of aerial data (e.g. small resolution for human actor), their formulation may not be accurate due to the large number of

outliers and noises belonging to the background information. In order to address these issues, we present motion information representation technique using patch mutual information between frames and introduce a new sampling strategy based on the PMI score and shifted leaky ReLU.

## 2.3. Similarity Measure between images

Several similarity metrics have been proposed for image analysis, including the widely used Euclidean distance metric [49]. However, for UAV videos, Euclidean distance is ineffective due to massive background noises and shaking frames. Cosine similarity is a common measure for high-dimensional data, but it fails to consider the magnitude of pixel values [16]. Mutual information is another widely used similarity measure [42, 27]. It has been extensively used in the field of medical registration [36, 19]. As a measure of similarity, it offers several advantages. It is resistant to outliers and typically yields smooth cost functions suitable for optimization [5]. However, a significant limitation of mutual information is that it does not account for geometry since it only considers pixel values and not their positions, ignoring the spatial relationships of the pixels. Russakoff et al. [37] propose regional mutual information (RMI) which is an extension to mutual information that incorporates spatial information. Even though RMI leads to a smoother and more robust function for similarity measure, it is relatively expensive to compute. Inspired by these methods, we present patch mutual information, an extension of RMI, which is much easier to implement and provides improved accuracy.

## 3. Our Approach: PMI Sampler

In this section, we present the details of our proposed patch similarity guided frame selection strategy. Specifi-

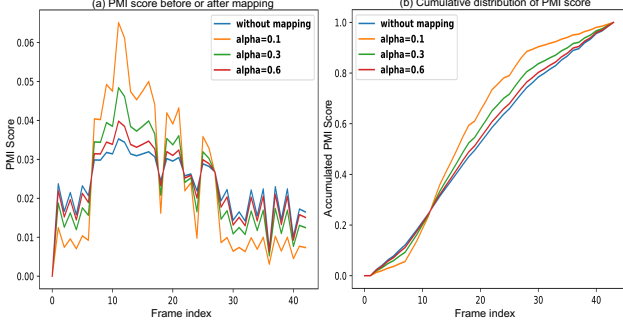


Figure 3: The PMI score and cumulative distribution before or after the shifted Leaky ReLU mapping under different value of  $\alpha$ . After mapping, motion salient frames become more distinct.

cally, we first introduce the concept of mutual information in Section 3.1. Next, we present the key component of our approach, including patch mutual information (PMI) score in Section 3.2. Finally, we present the overall pipeline of our proposed PMI Sampler based on shifted leaky ReLU and cumulative distribution function in Section 3.3.

### 3.1. Mutual Information

Mutual information (MI) is a concept in information theory that essentially measures the amount of information given by one variable when observing another variable. Mutual information is highly correlated with entropy and joint entropy. The entropy is a measure of the uncertainty of a random variable and the joint entropy examines the overall complexity of all possible outcomes given both random variables. Specifically, given two discrete random variables  $X$  and  $Y$  with alphabet  $\mathcal{X}$  and  $\mathcal{Y}$ . Their probability mass functions (PMFs) are denoted as  $p_X(x)$  and  $p_Y(y)$ , the entropy of  $X$ ,  $H(X)$ , and the joint entropy of  $X$  and  $Y$ ,  $H(X, Y)$ , can be calculated as:

$$H(X) = - \sum_{x \in \mathcal{X}} p_X(x) \log p_X(x). \quad (1)$$

$$H(X, Y) = - \sum_{x \in \mathcal{X}, y \in \mathcal{Y}} p_{XY}(x, y) \log p_{XY}(x, y). \quad (2)$$

The mutual information between  $X$  and  $Y$  is defined as:

$$I(X; Y) = H(X) + H(Y) - H(X, Y), \quad (3)$$

If we plug Eq 1 and Eq 2 into Eq 3, we can get the calculation of mutual information as follows:

$$I(X; Y) = \sum_{x \in \mathcal{X}, y \in \mathcal{Y}} p_{XY}(x, y) \log \frac{p_{XY}(x, y)}{p_X(x)p_Y(y)}. \quad (4)$$

The equation 4 further suggests that mutual information essentially measures the distance between the real joint distribution  $p_{XY}(x, y)$  and the distribution under assumption

of complete independence of  $p_X(x)p_Y(y)$ , which makes it a very nature measure of dependence [18].

Mutual information can be used to measure the similarity between images [42, 27]. The probability distributions (in Eq 4) associated with images are normally approximated using respective marginal and joint histograms. One set of pixel co-occurrence in the joint distribution is represented by one entry in a two-dimensional joint histogram.

Regional mutual information [37] is an extension of mutual information. The intuition of RMI is to embed the spatial information of the images into mutual information calculations. Instead of standard pixel-wise mutual information, RMI represents a pixel as a multi-dimensional vector which is consisted of not only the pixel itself but also its neighboring pixels. However, the way that representing pixels with its neighborhood essentially makes extra focus on the local details. It may be beneficial for generic camera datasets, but considering that most of the pixels are belonging to the background in aerial data and the background details are redundant for action recognition, RMI is not a good choice to measure the motion information in aerial videos.

### 3.2. Patch Mutual Information (PMI) score

Inspired by regional mutual information (RMI), we propose patch mutual information (PMI). Instead of mapping pixels into multi-dimensional space, we divide the image into patches and map each patch into a multi-dimensional points and then calculate the mutual information between corresponding patches in adjacent frames. In this manner, we can encode the spatial relationships of patches in the mutual information calculation without giving too much focus on the redundant background noises, which yields to better motion information representation for aerial videos.

**Entropy approximation** We can exactly calculate the patch mutual information in the traditional manner that mentioned in Section 3.1, but now with  $d$ -dimensional histograms for marginal probability distribution and  $2d$ -dimensional histograms for joint distribution. However, such operation seems reasonable but is hard to implement in practice. In fact, we can make the calculation easier by assuming that the multivariate distribution of the image is normally distributed [37] and it is well supported by the  $m$ -dependence variable concept proposed in [17].

For a normally distributed set of points  $P = [p_1, p_2, \dots, p_N]^T$ ,  $p_1, p_2, \dots, p_N \in R^d$ , the entropy can be calculated as:

$$H(P) = \frac{1}{2} \log((2\pi e)^d \det(\text{var}(P))). \quad (5)$$

where  $\text{var}(P)$  is the covariance matrix of  $P$ . Let  $E(P)$  be the expected value of  $P$ , i.e, the mean of  $P$ , covariance matrix of  $P$  is defined as:

$$\text{var}(P) = E[(P - E[P])(P - E[P])^T], \quad (6)$$



Figure 4: Sample eight frames from typical videos in diving48 and UAV-Human. Compared with the state-of-the-art, MG Sampler [49], our approach can better represent the motion distribution and provides an easier way to distinguish motion salient frames in videos. PMI Sampler is more robust to noises and outliers and can better handle the background changes caused by the moving camera.

**Patch mutual information formulation** We here describe the detailed procedures to get the multivariate distribution for a pair of images and calculate the patch mutual information between these two images.

As shown in Figure 1, given frame  $I_{t-1}$  and  $I_t$ , we divide each frame into patches with square length  $r$ . For each patch pair, we flatten the patches into vectors in  $d$ -dimensional space where  $d = Cr^2$  and concatenate them to a vector in  $R^{2d}$ . For each pair of frames in  $R^{H \times W \times C}$ , we will have  $N = \frac{HW}{r^2}$  patches (we simply ignore the pixels along the edges as they will not have significant effect on the final entropy). Since each pair of patches have been mapped into a  $2d$  vector, we then have a multivariate distribution of those  $N$  points by further concatenate the  $2d$  vectors into a  $2d \times N$  matrix,  $P_t = [p_1, p_2, \dots, p_N]$ .

We calculate the covariance matrix of  $P_t$  by first centering all the  $N$  points to their means and then compute the covariance of  $P_t$  following Eq. 6. The covariance matrix of

$P_t$  is denoted as  $\Omega$ :

$$\Omega = \frac{1}{N}(P_t - \frac{1}{N} \sum p_i)(P_t - \frac{1}{N} \sum p_i)^T. \quad (7)$$

We estimate the entropy of these points  $H(P_t)$  using Eq 5. Since we concatenate the patches from two frames to form  $P_t \in R^{2d \times N}$ ,  $H(P_t)$  is essentially the approximation of the joint entropy between frame  $I_{t-1}$  and  $I_t$ . However, we can easily obtain the covariance matrices of each frame. Given that  $P_t$  is a combination of two  $d$ -dimensional vectors, the computation of the covariance matrix of  $P_t$  also results in the covariance matrices of these 2 subsets of points. In practice, the covariance of frame  $I_{t-1}$ , denoted as  $\Omega_{t-1}$ , corresponds to the  $d \times d$  matrix in the top left of  $\Omega$  and  $\Omega_t$  is the  $d \times d$  matrix in the bottom right representing the covariance of frame  $I_t$ . Moreover, the marginal entropies,  $H(\Omega_{t-1})$  and  $H(\Omega_t)$ , can be computed using the same formulation in Eq 5.

Finally, we obtain the patch mutual information in a pair

of frames  $I_{t-1}$  and  $I_t$ , denoting as  $M_t$ , following the Eq 3:

$$M_t = PMI(I_{t-1}, I_t) = H(\Omega_{t-1}) + H(\Omega_t) - H(\Omega). \quad (8)$$

**Patch mutual information score** Note that, PMI holds the properties of standard mutual information and is always greater than or equal to 0. In case, the two frames are complete independent from each other, then  $PMI = 0$ . However, since video contents are always consistent and have some coherence between the frames, the two successive frames are always correlated and dependent. Therefore, PMI between adjacent frames will always be greater than zero,  $M_t > 0$  for  $t \in 1, 2, \dots, T$ . For frame at time 0, we simply define  $M_0 = 0$ .

When the two frames are more discriminative, the dependence relationship weakens and PMI gets smaller, indicating there is potentially more motion information contained in the current frame. The scale and range of the PMI in different videos also varies. To better analyze the motion information distribution, we inversely remap the PMI  $M_t$  and normalize it with the  $l_1$  norm:

$$M'_t = \max_{i \in T} (M_i) - M_t, \quad (9)$$

$$\hat{M}_t = \frac{M'_t}{\sum_T M'_t}. \quad (10)$$

Eventually, we obtain the PMI score  $\hat{M}_t$ . PMI score represents the discriminative motion information contained in current frame given the previous frame. The higher PMI score indicates there existing salient motion in current frame.

### 3.3. PMI Sampler: Frame Selecion

We present a novel frame selection strategy based on shifted leaky ReLu and cumulative distribution function (CDF). The intuition behind our method is to sample a sequence of frames that contains as much discriminative motion information as possible. Similar to MG Sampler [49], our method also utilize a temporal segmentation scheme and adaptively selects frames according to the motion information distribution over the entire video.

As shown in Figure 2, given a video contain  $T$  frames, we calculate PMI between adjacent frames and generate a set of PMI scores,  $S = \{\hat{M}_0, \hat{M}_1, \dots, \hat{M}_T\}$  with mean  $\mu$ . For each element  $\hat{M}_t \in [0, 1]$ ,  $t \in \{0, 1, \dots, T\}$ , we map it based on the following equation:

$$M_t^* = \begin{cases} \alpha \hat{M}_t & \hat{M}_t \leq \mu, \\ \frac{1-\alpha\mu}{1-\mu} (\hat{M}_t - 1) + 1 & \hat{M}_t > \mu. \end{cases} \quad (11)$$

where  $\alpha$  is a hyper parameter to control the smoothness. This function is very much similar to Leaky ReLu, but with the origin shifts to  $(\mu, \alpha\mu)$  and the function is constrained by the origin and  $(1, 1)$ . Therefore, we call it as *shifted Leaky*

*ReLu*. As shown in Figure 3, it polarizes the PMI scores and makes the motion-salient frames more distinct. We further examine the impact of  $\alpha$  in Section 4.3.

Then, we normalize  $M_t^*$  again using  $l_1$  norm and accumulate the the remapped PMI score to get the cumulative motion distribution of the video:

$$F_T(t) = \sum_{i \leq t} M_i^*. \quad (12)$$

The constructed cumulative distribution of motion information is shown in Fig 2, where the  $X$ -axis represents the frame index and  $Y$ -axis stands for the motion information accumulation up to the current frame.

Finally, we divide the video frames into  $N$  parts with interval  $1/N$  on the  $Y$ -axis. The frames with index in the corresponding interval on the  $X$ -axis will be clustered as one segment. Considering that the  $X$ -axis value may not be an integer, we choose the closest integer value instead. Then, we will randomly select one frame from each segment and constitute a frame sequence to represent the video for the recognition. As shown in Fig 2 and Fig 4, our approach can select more frames during periods with higher motion salience and less frames in motion static segments, enabling more discriminative motion information to be conveyed to the recognition model.

## 4. Results

In this section, we present the experimental results of our approach along with the state-of-the-art methods on three aerial datasets: UAV-Human [24], NEC Drone [4] and Diving48 [25]. We also conduct ablation studies on the effects of patch mutual information, shifted leaky ReLu, and patch size. Our approach can incorporate with any existing recognition backbones, we use X3D [10] as our default recognition backbone model unless otherwise specified. The implementation details are included in supplementary material.

### 4.1. Results on UAV-Human

UAV Human [24] is regarded as the largest and most comprehensive dataset of UAV-based human behavior understanding data to date. The collection includes 20,728 high-definition videos captured in various indoor and outdoor settings, encompassing a broad range of lighting and weather conditions. The videos showcase dynamic backgrounds and feature diverse UAV motions and flying altitudes, making this dataset highly challenging. A total of 155 unique actions have been annotated, with some being difficult to differentiate, such as squeeze and yawn.

We evaluate the performance of our proposed PMI Sampler on UAV-Human along with current state-of-the-art methods. The results are shown in Table 1. All the videos are pre-processed with the same procedures in MITFAS [46],

Method	Frames Number	Input Size	Init.	Top-1 (%) Acc. $\uparrow$
FAR [22]	8	540 $\times$ 540	None	28.8
MITFAS [46]	8	540 $\times$ 540	None	38.4
<b>Ours</b>	8	540 $\times$ 540	None	<b>39.7</b>
X3D-M [10]	8	540 $\times$ 540	Kinetics	36.6
FAR [22]	8	540 $\times$ 540	Kinetics	38.6
DiffFAR [23]	8	540 $\times$ 540	Kinetics	41.9
<b>Ours</b>	8	540 $\times$ 540	Kinetics	<b>47.7</b>
FAR [22]	8	620 $\times$ 620	Kinetics	39.1
MITFAS [46]	8	620 $\times$ 620	Kinetics	46.6
<b>Ours</b>	8	620 $\times$ 620	Kinetics	<b>52.0</b>
X3D-M [10]	16	224 $\times$ 224	Kinetics	30.6
FAR [22]	16	224 $\times$ 224	Kinetics	31.9
AZTR [44]	16	224 $\times$ 224	Kinetics	47.4
MITFAS [46]	16	224 $\times$ 224	Kinetics	50.8
MG Sampler [49]	16	224 $\times$ 224	Kinetics	53.8
<b>Ours</b>	16	224 $\times$ 224	Kinetics	<b>55.0</b>

Table 1: We compare our approach with previous state-of-the-art methods on UAV-Human. We demonstrate relative improvements in the top-1 accuracy by 2.2 – 13.8%. Our method outperforms the state-of-the-art methods under different settings, which further indicates the benefits of our proposed PMI Sampler.

Method	Frames	Backbone	Diving48 Top-1 (%)	NEC Drone Top-1 (%)
Random [10]	16	X3D-M	71.1	52.0
Uniform [10]	16	X3D-M	73.5	55.4
MG Sampler [49]	16	X3D-M	74.6	58.5
K-centered [33]	16	ViT [7]	72.5	36.3
<b>Ours</b>	16	X3D-M	<b>81.3</b>	<b>62.5</b>

Table 2: Results on Diving48 and NEC-Drone. Our method relatively improves the top-1 accuracy by 9.0% on Diving48, by 6.8% on NEC Drone.

and followed by data augmentation that consistent with X3D [10]. Our method demonstrates a relative improvement in top-1 accuracy over the current state-of-the-art methods by 2.2 – 13.8%, with regards to different settings in number of frames, input frame size and model initialization.

## 4.2. Results on Diving48 and NEC-Drone

NEC Drone [4] is an indoor video dataset that features 5,250 videos depicting 16 distinct actions performed by 19 actors. The videos were captured using a UAV flying at low altitude over a basketball court. In contrast to the UAV Human dataset, the lighting conditions in NEC Drone are more consistent; however, the dataset is plagued by noise due to light reflections. Diving48 [25] is a comprehensive video dataset that offers a fine-grained analysis of competitive diving, free from any significant biases towards static or short-term motion representations. It comprises approx-

imately 18,000 trimmed video clips, each depicting one of 48 unambiguous dive sequences. Although it is not an UAV-captured dataset, but the majority of the videos are captured by cameras at high altitudes and oblique angles.

We compare our method with other state-of-the-art methods on Diving48 and NEC-Drone. The frames are extracted from raw videos and augmented as in X3D [10]. The baseline methods are uniform and random samplings. As shown in Table 2, on diving48, our method achieves 10.6 - 14.3% relative improvement in top-1 accuracy over the baseline methods and relative 9.0% over the SOTA. On NEC Drone, PMI Sampler outperforms the baseline methods by 12.8 - 20.2% and improves 6.8% over the SOTA, relatively.

## 4.3. Ablation Studies

We conduct ablation studies on the effectiveness of patch mutual information and shifted leaky ReLu. We also explore the impact of the hyper-parameter  $\alpha$  in the shifted leaky ReLu functions as well as the size of the patches. We generate subsets of UAV-Human and Diving48 by randomly choosing 30% videos per class from the original datasets and denote them as UAV-Human subset ( $\sim$  6k videos) and Diving48 subset ( $\sim$  5.8k videos).

**Effectiveness of patch mutual information:** As mentioned in Section 2.3, there are many other similarity measurements like Euclidean distance, cosine similarity. We conduct experiments to test the results generated based on different similarity measures. As shown in table 3, our proposed PMI outperforms other similarity measures.

**Effectiveness of shifted Leaky ReLu:** After getting the PMI score for the video, we remap it using shifted Leaky ReLu. It polarizes the motion information distribution and makes it easier to distinguish the motion-salient frames in aerial videos, see Figure 3. However, there are many other mapping functions we can use, like sigmoid, softmax, tanh functions. We conduct ablation experiments on different mapping functions, and the results are shown in Table 4, which demonstrate shifted Leaky ReLu is the better choice for aerial videos.

**Impact of the hyper-parameter in shifted leaky ReLu:** We also conduct experiments to explore the impact of the hyper-parameter  $\alpha$  in the shifted leaky ReLu function. Results are shown in Table 5. When  $\alpha$  is smaller, the distance between small PMI score and large PMI score will be enlarged, yields to steeper cumulative motion information distribution, see Figure 3. With  $\alpha$  larger, such distance will be reduced and the cumulative distribution will be more smooth and tends to uniform. From our experiments, we obtain the best accuracy when  $\alpha = 0.3$ .

**Impact of the patch size:** We compare the results from PMI scores that generated using different size of patches. As we mentioned in Section 3.2, the entropy approximation is based on the assumption that the multivariate distribution of

Similarity measure	UAV-Human subset Top-1 Acc (%)	Time cost per frame (ms)
Euclidean Distance	56.4	1.7
Cosine Similarity	55.0	2.5
Mutual Information	58.4	10.6
Regional Mutual Information	59.2	20.2
<b>Patch Mutual Information</b>	<b>59.8</b>	<b>4.5</b>

Table 3: Comparison between different similarity measures. Patch mutual information outperforms other measures.

Mapping function	NEC Drone Top-1 Acc (%)	Diving48 Subset Top-1 Acc (%)
without Mapping	59.3	58.8
Quadratic	60.3	63.4
Sigmoid	61.4	65.7
Softmax	58.4	53.9
Tanh	60.9	56.6
ReLU	60.5	60.6
<b>Shifted Leaky ReLu</b>	<b>62.5</b>	<b>66.3</b>

Table 4: Comparison between different mapping functions. Shifted Leaky ReLu can better map the motion information distribution and make it easier to distinguish frames contain more motion information.

	$\alpha$	0	0.1	0.2	<b>0.3</b>	0.4	0.5	0.6
Diving48	Top-1 (%)	60.6	65.4	64.7	<b>66.3</b>	66.2	65.4	65.6
subset	Top-5 (%)	92.6	92.8	94.4	<b>94.9</b>	94.6	93.3	94.5

Table 5: We evaluate the impact of the hyper-parameter  $\alpha$  in the shifted Leaky ReLu mapping using a subset of Diving48. Results shows that with  $\alpha = 0.3$ , we get a better motion information distribution mapping which yields to a better accuracy.

the image is normally distributed, and it is well supported by the  $m$ -dependence variable concept. Such approximation is closer to the real entropy, when the patch size is larger. However, if the patch size is larger, the time for the calculation will be more expensive. As shown in Table 6, we find out that when patch size is  $7 \times 7$ , we achieve the best trade-off between accuracy and time cost. Therefore, we divide the images into  $7 \times 7$  patches for all the other experiments in this paper.

#### 4.4. Analysis

In aerial videos, the human actor occupies less than 10% resolutions and rest pixels are belonging to the background. When the camera is moving, the overall background deviations are much larger than the actual motion changes. Therefore, pixel-wise RGB difference used in MG Sampler [48] will be dominated by background noises and fails to map the motion distribution for both videos in Figure 4. However, our proposed patch mutual information is more robust because

Size of Patch ( $r \times r$ )	UAV-Human Top-1 Accuracy (%)	Time cost per frame (ms)
$3 \times 3$	53.8	5.4
$5 \times 5$	54.6	6.8
$7 \times 7$	<b>55.0</b>	<b>9.2</b>
$11 \times 11$	52.3	17.9
$21 \times 21$	51.9	67.8

Table 6: We evaluate the impact of the patch sizes on UAV-Human. A better tradeoff between accuracy and time cost is achieved with patch size  $7 \times 7$ .

of the inherent advantage of mutual information. Mutual information measures the image similarity only considering the overall pixel value distribution in the two images, see Eq 4. Thus, it is more robust to outliers and noises. However, it ignores spatial information between pixels and that is very important for action recognition. Patch mutual information avoids such issues by dividing the frames into patches and measuring the mutual information of small patches. In this way, the spatial information within the patches can be conserved. Because of the robustness of PMI, we can further employ the shifted Leaky ReLu to make the motion-salient frames more easier to distinguish. As shown in Figure 4, PMI Sampler ensures that the sampled frame comprehensively cover all the essential segments with high motion salience, so that key information about the somersault in Diving48 may not be missed. Also, PMI Sampler is robust to background noises. It can identify the motion static period even when the camera is shaking in UAV videos, see Figure 4, selecting more frames from motion salient period and less frames from motion static period.

## 5. Conclusion, Limitations and Future Work

In this paper, we present a novel frame selection method for aerial video action recognition. We first introduce patch mutual information (PMI) score to represent the motion information between adjacent frames by measuring the similarity of frame patches via mutual information calculation. Then, we propose an adaptive frame selection strategy based on shifted Leaky ReLu and cumulative distribution function, which ensures that the sampled frames comprehensively cover all the essential segments with high motion salience. Our evaluations on multiple datasets illustrate the effectiveness of our method. Even though we improved the SOTA methods, the absolute accuracy on UAV-Human is not very high, and we will further explore the backbone architecture design to improve the accuracy.



## A. Implementation Details

**Evaluation metrics** We evaluate our method and other state-of-the-art methods using Top-1 and Top-5 accuracy scores, where the predictions are considered to be correct if the top 1 or top 5 highest probability answers match the actual label.

**Implementation Details** All models in this paper are trained using NVIDIA GeForce 2080Ti GPUs and NVIDIA RTX A5000 GPUs. The initial learning rate is set at 0.1 for training from scratch and 0.05 for initializing with Kinetics pre-trained weights. Stochastic Gradient Descent (SGD) is used as the optimizer with 0.0005 weight decay and 0.9 momentum. We use cosine/poly annealing for learning rate decay and multi-class cross entropy loss to constrain the final predictions. Unless further specified, the videos are decoded as a single clip and all the frames are randomly scaled and center cropped to the size  $224 \times 224$  during training. During testing, we scale the shorter spatial side to 256 and take 3 crops of  $224 \times 224$  to cover the longer spatial axis. We average the scores for all individual predictions.

## B. Incorporate with different recognition backbone models

We further demonstrate that our method could be used with different recognition backbone models to improve the accuracy. We compare the results using our PMI Sampler as well as uniform sampling and MG Sampler on 3 different backbones: SlowOnly-R50 [11], I3D [3] and X3D [10]. Results on Table 7 show that our method consistently outperforms other methods and brings accuracy improvement across different backbone models.

Method	Frames	Backbone	Top-1 Acc (%)	Top-5 Acc (%)
Uniform	8	I3D [3]	59.2	89.9
MG Sampler [49]	8	I3D [3]	55.2	87.6
<b>Ours</b>	8	I3D [3]	<b>61.8</b>	<b>91.7</b>
Uniform	8	SlowOnly-R50 [11]	60.0	90.3
MG Sampler [49]	8	SlowOnly-R50 [11]	57.1	88.4
<b>Ours</b>	8	SlowOnly-R50 [11]	<b>63.1</b>	<b>93.5</b>
Uniform	16	X3D [10]	73.5	95.1
MG Sampler [49]	16	X3D [10]	74.6	95.0
<b>Ours</b>	16	X3D [10]	<b>81.3</b>	<b>97.7</b>

Table 7: Evaluate our method with different recognition backbones on Diving48. PMI Sampler can be incorporated with any recognition backbone models to improve the accuracy.

## C. Use in dense clip sampling

Our proposed PMI Sampler could also be used in dense clip sampling during training. We uniformly sample the videos into 10 clips and for each clip we adaptively select 8 frames. The baseline method is to uniformly select those frames in each clip. We evaluate the performance of our proposed method along with current state-of-the-art MG

Method	Frames	Backbone	Top-1 (%)	Top-5 (%)
Uniform	8	X3D-M [10]	74.0	95.3
MG Sampler [49]	8	X3D-M [10]	74.6	95.9
<b>Ours</b>	8	X3D-M [10]	<b>75.5</b>	<b>96.0</b>

Table 8: Our proposed PMI Sampler can be used in dense clip sampling for improved accuracy. We demonstrate an relative improvement in top-1 accuracy over baseline method by 2% and 1.2% over SOTA.

Sampler in dense clip sampling scenario. As shown in Table 8, our method achieve a relative improvement over the baseline method by 2% and 1.2% over SOTA.

## D. Visualization Analysis

We generate more visualization results between our method and current state-of-the-art method, MG Sampler [49], on the three datasets: UAV-Human [24], NEC-Drone [4] and Diving48 [25] in Figure 5,7,6,8.

As mentioned in Section 3.3, our proposed method quantifies the motion information contained in adjacent frames based on the similarity measure between corresponding frame patches. As for trimmed videos, human actors are performing scripted actions in the same scene and the backgrounds are always similar in the same video. Therefore, our patch similarity guided frame selection strategy is more robust to background noises. Moreover, since the backgrounds are similar, the unsimilarity is dominated by the human actions, thus our method yields to better motion information representations. As shown in Figure 5, 6, when the camera is moving and no salient motion exists, MG Sampler [49] suffers from the pixel value changes corresponding to the backgrounds. However, our proposed PMI Sampler can accurately identify the motion static periods.

Our method also gives more accurate motion information distribution for aerial videos and makes it much easier to distinguish the motion salient frames, see Figure 7. As mentioned in Section 4.4, this is attributed to our proposed patch mutual information score, which considers both the pixel distribution and spatial relationships inside the patches. Our method can select more frames from the motion salient periods and fewer frames from the motion static periods.

However, our proposed method may have two limitations. First, as shown in Figure 8, when the motion is consistent and smooth (such as swing the racket, drink, rub hands) during the whole video, our method will perform just like uniform sampling. Second, in the case where the action label is highly associated with the gesture during motion static periods, our method may be less effective due to the reduced number of sampled frames during these periods. For instance, as depicted in the second video in Figure 8 with label "all clear", the action is primarily determined by the static gesture between frames 12 and 28. However, our

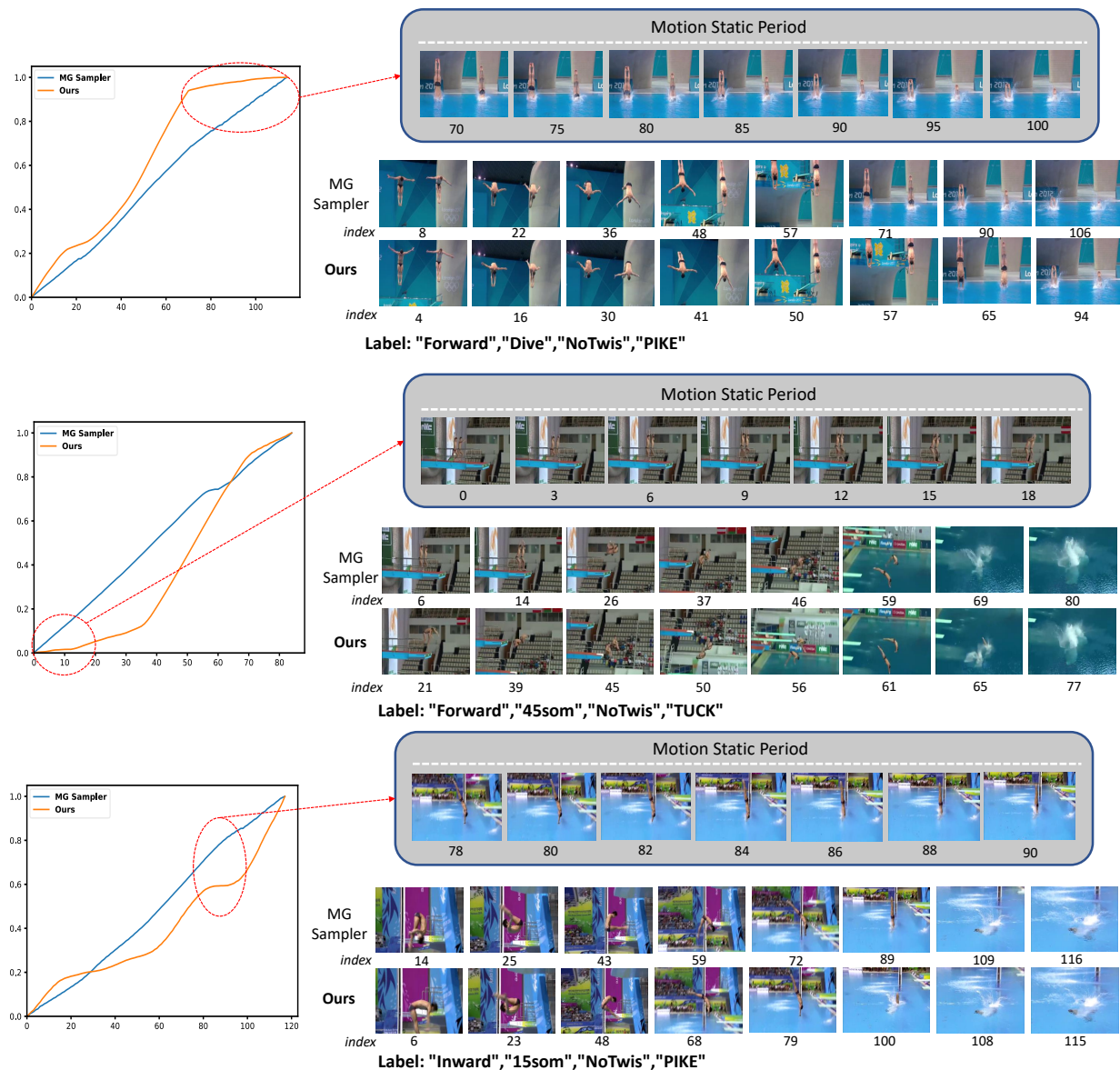


Figure 5: Comparison between our method and MG Sampler [49] on typical videos from Diving48 [25]. As shown above, MG Sampler fails to measure the motion information between frames and cannot reflect the motion distribution of the video because of the background changes caused by the camera moving. However, our method is more robust to background noises and could accurately identify the motion static periods in the start, middle and end of the videos.

approach samples fewer frames during this period, which might hinder the performance. To mitigate this issue, we can adjust the value of  $\alpha$  in the shifted Leaky ReLU to achieve a smoother motion information distribution, enabling the selection of more frames during such periods. Nonetheless, further investigation is necessary to comprehensively address this concern.

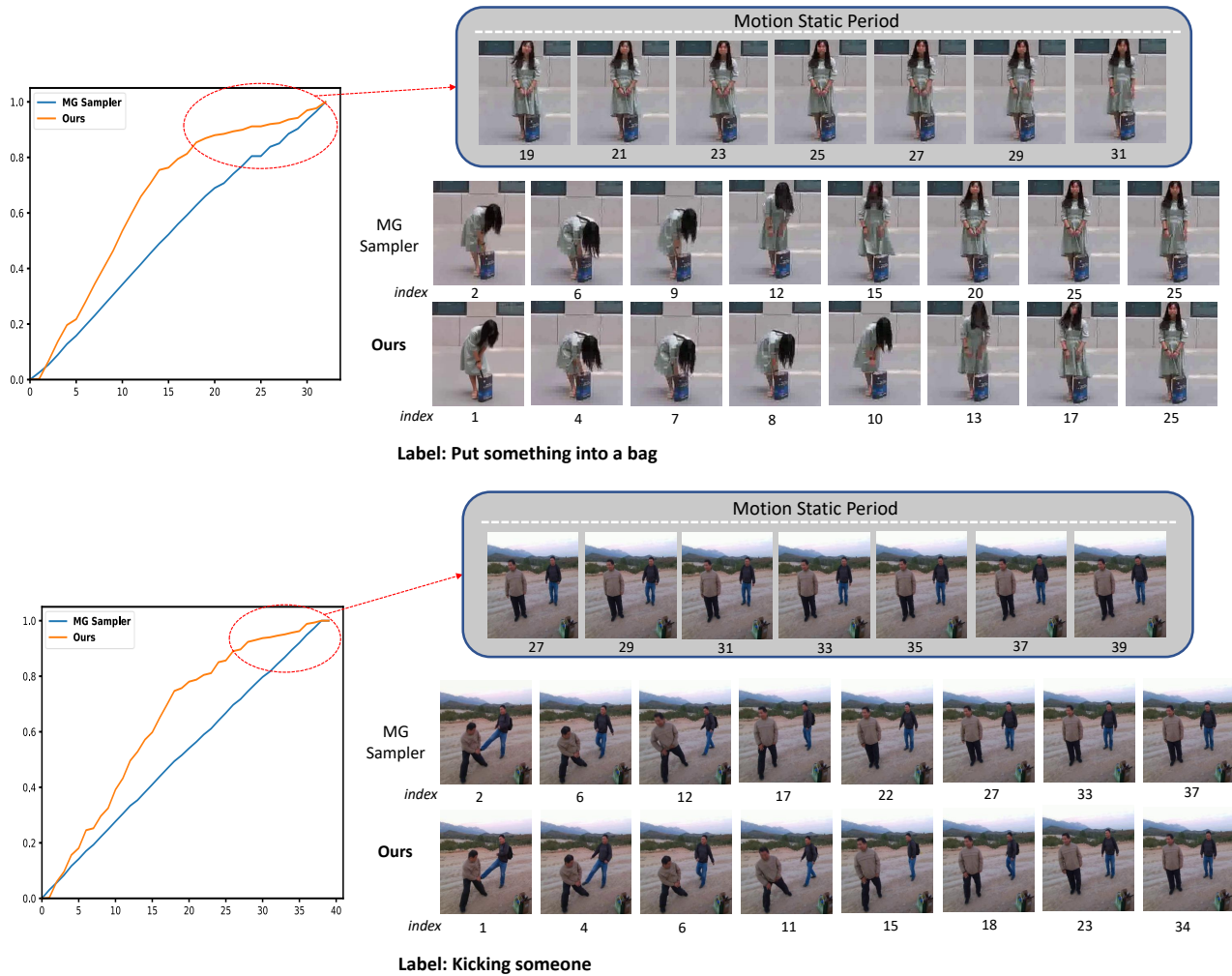


Figure 6: Comparisons between our method and MG Sampler [49] on typical videos from UAV-Human [24] and NEC-Drone [4]. Compare to Diving48 [25], UAV videos are more shaky and most pixels are corresponding to backgrounds(frames in the figure are cropped for better visualization). Therefore, they contain more background noises. MG Sampler fails to handle such challenges from UAV videos. However, due to the robustness of our proposed patch mutual information, our method could accurately distinguish the motion static period.

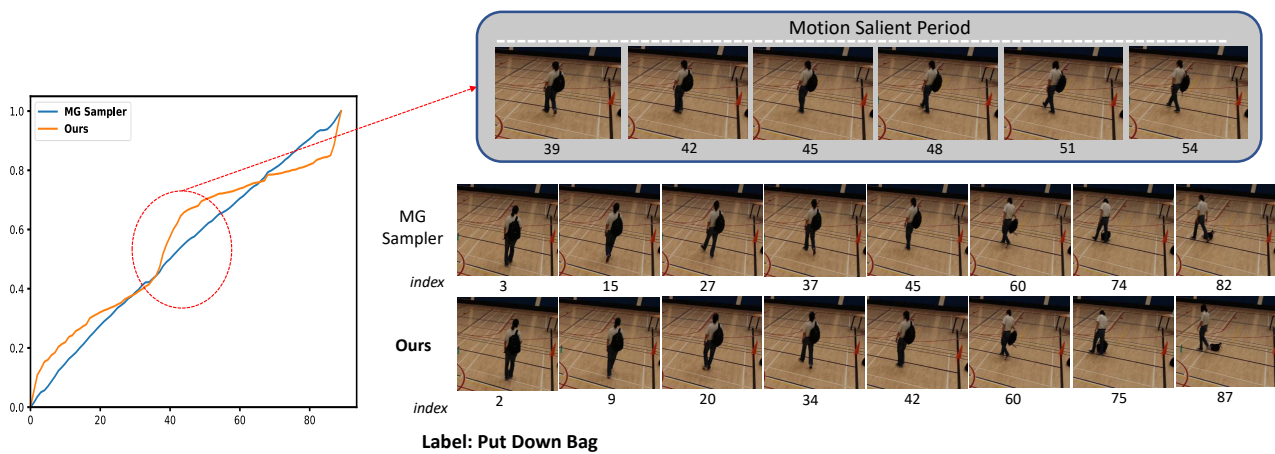



Figure 7: More comparisons between our method and MG Sampler [49] on typical videos from UAV-Human [24] and NEC-Drone [4]. Our method makes it easier to distinguish the motion salient frames. Our method selects more frames from the motion salient periods and less frames from motion static period, so that sampled frames contain more useful motion information.

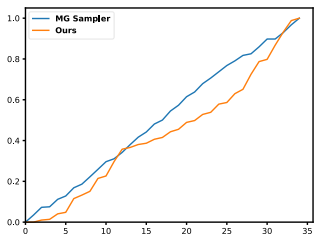

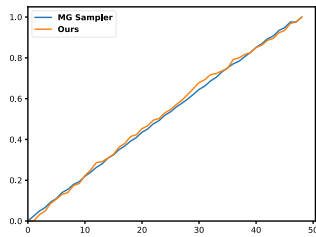


Figure 8: There are two limitations of our method. First, as shown in the first video (with label: swing the racket), when motion is consistent and smooth during the whole video, our method will perform just like uniform sampling. Second, in instances where the action label is highly associated with the gesture during motion static periods, our method may be less effective due to the reduced number of sampled frames during these periods. As shown in the second video above (with label: all clear), the action is primarily determined by the static gesture between frame 12 to frame 28. However, our method samples fewer frames from such period. To mitigate this issue, we can adjust the value of  $\alpha$  in the shifted Leaky ReLu to achieve a smoother motion information distribution, enabling the selection of more frames during such periods. Nonetheless, further investigation is necessary to comprehensively address this concern.

## References

- [1] Oscar L Barbed, Pablo Azagra, Lucas Teixeira, Margarita Chli, Javier Civera, and Ana C Murillo. Fine-grained pointing recognition for natural drone guidance. In *IEEE/CVF Conference on Computer Vision and Pattern Recognition (CVPR)*, pages 1040–1041, 2020. [2](#)
- [2] Mohammadamin Barekatin, Miquel Martí, Hsueh-Fu Shih, Samuel Murray, Kotaro Nakayama, Yutaka Matsuo, and Helmut Prendinger. Okutama-action: An aerial view video dataset for concurrent human action detection. In *IEEE/CVF Conference on Computer Vision and Pattern Recognition Workshops (CVPRW)*, pages 28–35, 2017. [2](#)
- [3] Joao Carreira and Andrew Zisserman. Quo vadis, action recognition? a new model and the kinetics dataset. In *IEEE/CVF Conference on Computer Vision and Pattern Recognition (CVPR)*, pages 6299–6308, 2017. [2](#), [3](#), [9](#)
- [4] Jinwoo Choi, Gaurav Sharma, Manmohan Chandraker, and Jia-Bin Huang. Unsupervised and semi-supervised domain adaptation for action recognition from drones. In *IEEE/CVF Winter Conference on Applications of Computer Vision (WACV)*, pages 1717–1726, 2020. [2](#), [6](#), [7](#), [9](#), [11](#), [12](#)
- [5] Thomas M. Cover and Joy A. Thomas. *Elements of Information Theory (Wiley Series in Telecommunications and Signal Processing)*. Wiley-Interscience, USA, 2006. [3](#)
- [6] Ugur Demir, Yogesh S Rawat, and Mubarak Shah. Tinyvirat: Low-resolution video action recognition. In *2020 25th International Conference on Pattern Recognition (ICPR)*, pages 7387–7394. IEEE, 2021. [2](#)
- [7] Alexey Dosovitskiy, Lucas Beyer, Alexander Kolesnikov, Dirk Weissenborn, Xiaohua Zhai, Thomas Unterthiner, Mostafa Dehghani, Matthias Minderer, Georg Heigold, Sylvain Gelly, et al. An image is worth 16x16 words: Transformers for image recognition at scale. *arXiv preprint arXiv:2010.11929*, 2020. [7](#)
- [8] Hehe Fan, Zhongwen Xu, Linchao Zhu, Chenggang Yan, Jianjun Ge, and Yi Yang. Watching a small portion could be as good as watching all: Towards efficient video classification. In *Proceedings of the Twenty-Seventh International Joint Conference on Artificial Intelligence, IJCAI-18*, pages 705–711. International Joint Conferences on Artificial Intelligence Organization, 7 2018. [3](#)
- [9] Hehe Fan, Zhongwen Xu, Linchao Zhu, Chenggang Clarence Yan, Jianjun Ge, and Yi Yang. Watching a small portion could be as good as watching all: Towards efficient video classification. In *International Joint Conference on Artificial Intelligence*, 2018. [3](#)
- [10] Christoph Feichtenhofer. X3d: Expanding architectures for efficient video recognition. In *IEEE/CVF Conference on Computer Vision and Pattern Recognition (CVPR)*, pages 203–213, 2020. [1](#), [3](#), [6](#), [7](#), [9](#)
- [11] Christoph Feichtenhofer, Haoqi Fan, Jitendra Malik, and Kaiming He. Slowfast networks for video recognition. In *Proceedings of the IEEE/CVF international conference on computer vision*, pages 6202–6211, 2019. [9](#)
- [12] Harshala Gammulle, Simon Denman, Sridha Sridharan, and Clinton Fookes. Predicting the future: A jointly learnt model for action anticipation. In *IEEE/CVF Conference on Computer Vision and Pattern Recognition (CVPR)*, pages 5562–5571, 2019. [2](#)
- [13] Ruohan Gao, Tae-Hyun Oh, Kristen Grauman, and Lorenzo Torresani. Listen to look: Action recognition by previewing audio. In *Proceedings of the IEEE/CVF Conference on Computer Vision and Pattern Recognition*, pages 10457–10467, 2020. [1](#), [3](#)
- [14] Ruben Geraldès, Artur Goncalves, Tin Lai, Mathias Villerabel, Wenlong Deng, Ana Salta, Kotaro Nakayama, Yutaka Matsuo, and Helmut Prendinger. Uav-based situational awareness system using deep learning. *IEEE Access*, 7:122583–122594, 2019. [2](#)
- [15] Amir Ghodrati, Babak Ehteshami Bejnordi, and Amirhossein Habibian. Frameexit: Conditional early exiting for efficient video recognition. In *Proceedings of the IEEE/CVF Conference on Computer Vision and Pattern Recognition*, pages 15608–15618, 2021. [1](#)
- [16] Jiun Tian Hoe, Kam Woh Ng, Tianyu Zhang, Chee Seng Chan, Yi-Zhe Song, and Tao Xiang. One loss for all: Deep hashing with a single cosine similarity based learning objective. *Advances in Neural Information Processing Systems*, 34:24286–24298, 2021. [3](#)
- [17] Wassily Hoeffding and Herbert Robbins. The central limit theorem for dependent random variables. *Duke Mathematical Journal*, 15(3):773 – 780, 1948. [4](#)
- [18] Aapo Hyvärinen and Erkki Oja. Independent component analysis: algorithms and applications. *Neural networks*, 13(4-5):411–430, 2000. [4](#)
- [19] Stefan Klein, Marius Staring, and Josien P. W. Pluim. Evaluation of optimization methods for nonrigid medical image registration using mutual information and b-splines. *IEEE Transactions on Image Processing*, 16:2879–2890, 2007. [3](#)
- [20] Dan Kondratyuk, Liangzhe Yuan, Yandong Li, Li Zhang, Mingxing Tan, Matthew Brown, and Boqing Gong. Movinets: Mobile video networks for efficient video recognition. In *IEEE/CVF Conference on Computer Vision and Pattern Recognition (CVPR)*, pages 16020–16030, 2021. [1](#)
- [21] Bruno Korbar, Du Tran, and Lorenzo Torresani. Scsampl: Sampling salient clips from video for efficient action recognition. *2019 IEEE/CVF International Conference on Computer Vision (ICCV)*, pages 6231–6241, 2019. [1](#), [3](#)
- [22] Divya Kothandaraman, Tianrui Guan, Xijun Wang, Shuowen Hu, Ming Lin, and Dinesh Manocha. Far: Fourier aerial video recognition. In Shai Avidan, Gabriel Brostow, Moustapha Cissé, Giovanni Maria Farinella, and Tal Hassner, editors, *Computer Vision – ECCV 2022*, pages 657–676, Cham, 2022. Springer Nature Switzerland. [3](#), [7](#)
- [23] Divya Kothandaraman, Ming Lin, and Dinesh Manocha. Differentiable frequency-based disentanglement for aerial video action recognition. *arXiv preprint arXiv:2209.09194*, 2022. [1](#), [7](#)
- [24] Tianjiao Li, Jun Liu, Wei Zhang, Yun Ni, Wenqian Wang, and Zhiheng Li. Uav-human: A large benchmark for human behavior understanding with unmanned aerial vehicles. In *IEEE/CVF Conference on Computer Vision and Pattern Recognition (CVPR)*, pages 16266–16275, 2021. [2](#), [6](#), [9](#), [11](#), [12](#)

- [25] Yingwei Li, Yi Li, and Nuno Vasconcelos. Resound: Towards action recognition without representation bias. In *Proceedings of the European Conference on Computer Vision (ECCV)*, pages 513–528, 2018. [2](#), [6](#), [7](#), [9](#), [10](#), [11](#)
- [26] Jintao Lin, Haodong Duan, Kai Chen, Dahua Lin, and Limin Wang. Ocsampler: Compressing videos to one clip with single-step sampling. In *Proceedings of the IEEE/CVF Conference on Computer Vision and Pattern Recognition*, pages 13894–13903, 2022. [1](#)
- [27] Frederik Maes, André M. F. Collignon, Dirk Vandermeulen, Guy Marchal, and Paul Suetens. Multimodality image registration by maximization of mutual information. *IEEE Transactions on Medical Imaging*, 16:187–198, 1997. [3](#), [4](#)
- [28] Balmukund Mishra, Deepak Garg, Pratik Narang, and Vipul Mishra. Drone-surveillance for search and rescue in natural disaster. *Computer Communications*, 156:1–10, 2020. [2](#)
- [29] Hazar Mliki, Fatma Bouhlel, and Mohamed Hammami. Human activity recognition from uav-captured video sequences. *Pattern Recognition (PR)*, 100:107140, 2020. [2](#)
- [30] Mathew Monfort, Bolei Zhou, Sarah Adel Bargal, Alex Andonian, Tom Yan, Kandan Ramakrishnan, Lisa M. Brown, Quanfu Fan, Dan Gutfreund, Carl Vondrick, and Aude Oliva. Moments in time dataset: One million videos for event understanding. *IEEE Transactions on Pattern Analysis and Machine Intelligence*, 42:502–508, 2020. [1](#)
- [31] Lichao Mou, Yuansheng Hua, Pu Jin, and Xiao Xiang Zhu. Event and activity recognition in aerial videos using deep neural networks and a new dataset. In *IGARSS 2020-2020 IEEE International Geoscience and Remote Sensing Symposium (IGARSS)*, pages 952–955. IEEE, 2020. [2](#)
- [32] Kien Nguyen, Clinton Fookes, Sridha Sridharan, Yingli Tian, Xiaoming Liu, Feng Liu, and Arun Ross. The state of aerial surveillance: A survey. *arXiv preprint arXiv:2201.03080*, 2022. [2](#)
- [33] Seong Hyeon Park, Jihoon Tack, Byeongho Heo, Jung-Woo Ha, and Jinwoo Shin. K-centered patch sampling for efficient video recognition. In *Computer Vision—ECCV 2022: 17th European Conference, Tel Aviv, Israel, October 23–27, 2022, Proceedings, Part XXXV*, pages 160–176. Springer, 2022. [7](#)
- [34] Asanka G Perera, Yee Wei Law, and Javaan Chahl. Drone-action: An outdoor recorded drone video dataset for action recognition. *Drones*, 3(4):82, 2019. [2](#)
- [35] Asanka G Perera, Yee Wei Law, Titilayo T Ogunwa, and Javaan Chahl. A multiviewpoint outdoor dataset for human action recognition. *IEEE Transactions on Human-Machine Systems*, 50(5):405–413, 2020. [2](#)
- [36] Josien P. W. Pluim, J. B. Antoine Maintz, and Max A. Viergever. Mutual-information-based registration of medical images: a survey. *IEEE Transactions on Medical Imaging*, 22:986–1004, 2003. [3](#)
- [37] Daniel B. Russakoff, Carlo Tomasi, Torsten Rohlfing, and Calvin R. Maurer. Image similarity using mutual information of regions. In *European Conference on Computer Vision*, 2004. [3](#), [4](#)
- [38] Karen Simonyan and Andrew Zisserman. Two-stream convolutional networks for action recognition in videos. In *NIPS*, 2014. [1](#)
- [39] Waqas Sultani and Mubarak Shah. Human action recognition in drone videos using a few aerial training examples. *Computer Vision and Image Understanding*, 206:103186, 2021. [2](#)
- [40] Du Tran, Lubomir D. Bourdev, Rob Fergus, Lorenzo Torresani, and Manohar Paluri. Learning spatiotemporal features with 3d convolutional networks. *2015 IEEE International Conference on Computer Vision (ICCV)*, pages 4489–4497, 2014. [3](#)
- [41] Du Tran, Heng Wang, Lorenzo Torresani, Jamie Ray, Yann LeCun, and Manohar Paluri. A closer look at spatiotemporal convolutions for action recognition. *2018 IEEE/CVF Conference on Computer Vision and Pattern Recognition*, pages 6450–6459, 2017. [1](#)
- [42] Paul A. Viola and William M. Wells. Alignment by maximization of mutual information. *International Journal of Computer Vision*, 24:137–154, 1995. [3](#), [4](#)
- [43] Limin Wang, Yuanjun Xiong, Zhe Wang, Yu Qiao, Dahua Lin, Xiaoou Tang, and Luc Van Gool. Temporal segment networks: Towards good practices for deep action recognition. In *European Conference on Computer Vision*, 2016. [1](#), [3](#)
- [44] Xijun Wang, Ruiqi Xian, Tianrui Guan, Celso M. de Melo, Stephen M. Nogar, Aniket Bera, and Dinesh Manocha. Aztr: Aerial video action recognition with auto zoom and temporal reasoning. *arXiv preprint arXiv:2303.01589*, 2023. [2](#), [7](#)
- [45] Zuxuan Wu, Caiming Xiong, Chih-Yao Ma, Richard Socher, and Larry S. Davis. Adaframe: Adaptive frame selection for fast video recognition. *2019 IEEE/CVF Conference on Computer Vision and Pattern Recognition (CVPR)*, pages 1278–1287, 2018. [1](#), [3](#)
- [46] Ruiqi Xian, Xijun Wang, and Dinesh Manocha. Mitfas: Mutual information based temporal feature alignment and sampling for aerial video action recognition. *arXiv preprint arXiv:2303.02575*, 2023. [1](#), [6](#), [7](#)
- [47] Yin-Dong Zheng, Zhaoyang Liu, Tong Lu, and Limin Wang. Dynamic sampling networks for efficient action recognition in videos. *IEEE transactions on image processing*, 29:7970–7983, 2020. [3](#)
- [48] Yuan Zhi, Zhan Tong, Limin Wang, and Gangshan Wu. Mgsampler: An explainable sampling strategy for video action recognition. *2021 IEEE/CVF International Conference on Computer Vision (ICCV)*, pages 1493–1502, 2021. [2](#), [3](#), [8](#)
- [49] Yuan Zhi, Zhan Tong, Limin Wang, and Gangshan Wu. Mgsampler: An explainable sampling strategy for video action recognition. In *Proceedings of the IEEE/CVF International Conference on Computer Vision*, pages 1513–1522, 2021. [3](#), [5](#), [6](#), [7](#), [9](#), [10](#), [11](#), [12](#)