

Post-selection Inference for Conformal Prediction: Trading off Coverage for Precision

Siddhaarth Sarkar¹ and Arun Kumar Kuchibhotla¹

¹Department of Statistics & Data Science, Carnegie Mellon University

Abstract

Conformal inference has played a pivotal role in providing uncertainty quantification for black-box ML prediction algorithms with finite sample guarantees. Traditionally, conformal prediction inference requires a data-independent specification of miscoverage level. In practical applications, one might want to update the miscoverage level after computing the prediction set. For example, in the context of binary classification, the analyst might start with a 95% prediction sets and see that most prediction sets contain all outcome classes. Prediction sets with both classes being undesirable, the analyst might desire to consider, say 80% prediction set. Construction of prediction sets that guarantee coverage with data-*dependent* miscoverage level can be considered as a post-selection inference problem. In this work, we develop uniform conformal inference with finite sample prediction guarantee with arbitrary data-dependent miscoverage levels using distribution-free confidence bands for distribution functions. This allows practitioners to trade freely coverage probability for the quality of the prediction set by any criterion of their choice (say size of prediction set) while maintaining the finite sample guarantees similar to traditional conformal inference.

1 Introduction

1.1 Conformal inference

Machine learning algorithms are focused on achieving the best possible point prediction for a given dataset containing a set of covariates X and response Y . One approach is to make assumptions about the joint distribution of (X, Y) and mimic the optimal regression or classification function; this includes classical parametric prediction algorithms such as linear/logistic regression and also some non-parametric prediction algorithms such as generalized additive models (GAMs). But these methods heavily rely on distributional assumptions for predictive inference. Another approach is to develop methods that yield predictive inference robust to the modeling assumptions. Thus practical procedures for providing uncertainty quantification for black-box methods without any distributional assumptions are important. Conformal prediction methods (Vovk et al., 1999; Lei et al., 2013) achieve this with non-asymptotic coverage guarantees that are agnostic of the distribution of data and the prediction algorithm. Given data $\mathcal{D}_n = \{Z_i : i \in [n]\}$ with independent and identically distributed random vectors from P and a desired coverage rate $1 - \alpha \in (0, 1)$, conformal prediction methods construct a set $\hat{C}_{n,\alpha}$ from \mathcal{D}_n such that for an independent $Z_{n+1} \sim P$,

$$\mathbb{P}(Z_{n+1} \in \hat{C}_{n,\alpha}) \geq 1 - \alpha. \quad (1)$$

Here the probability is computed with respect to Z_{n+1} and $\hat{C}_{n,\alpha}$.

Arguably, one of the most popular conformal prediction methods is the split conformal method which is based on sample splitting and one-dimensional projection (called the non-conformity score). The split conformal method is central to our proposed methodology and hence, we briefly discuss the idea now. Suppose the given data $\mathcal{D}_n = \{Z_i : 1 \leq i \leq n\}$ consisting of IID random variables from a measurable space \mathcal{Z} be split into two independent parts: training data $\mathcal{D}_{\text{tr}} = \{Z_i : i \in \mathcal{I}_{\text{tr}}\}$ (for some $\mathcal{I}_{\text{tr}} \subseteq \{1, 2, \dots, n\}$) and calibration data $\mathcal{D}_{\text{cal}} = \{Z_i : i \in \mathcal{I}_{\text{cal}} = \mathcal{I}_{\text{tr}}^c\}$. Let $s : \mathcal{Z} \rightarrow \mathbb{R}$ be any function (called non-conformity score or conformal score) that maps \mathcal{Z} to \mathbb{R} and is obtained only based on \mathcal{D}_{tr} . For example, one can take $s(z) = 1/\hat{p}_{\text{tr}}(z)$ where $\hat{p}_{\text{tr}}(\cdot)$ is some estimator of the density of Z_i 's (Kim et al., 2019). Note that, in this example, $s(z)$ measures non-conformity of the point z to the training data \mathcal{D}_{tr} because high-density points correspond to the majority of the training data \mathcal{D}_{tr} and low-density points usually correspond to those that are “far” from \mathcal{D}_{tr} . In the next step of the split conformal method, one defines

$$\hat{Q}_{n,\alpha} = [(|\mathcal{I}_{\text{cal}}| + 1)(1 - \alpha)]\text{-th largest value of } s(Z_i), i \in \mathcal{I}_{\text{cal}}.$$

(This is taken to be infinity if $(|\mathcal{I}_{\text{cal}}| + 1)(1 - \alpha) > |\mathcal{I}_{\text{cal}}|$.) The split conformal prediction set is given by $\hat{C}_{n,\alpha} = \{z : s(z) \leq \hat{Q}_{n,\alpha}\}$. No matter what the underlying space \mathcal{Z} , the distribution of Z_i 's, and score $s(\cdot)$ are, the prediction set $\hat{C}_{n,\alpha}$ is guaranteed to satisfy (1); see Lei et al. (2013); Romano et al. (2019) for details. Although the intuition of $s(\cdot)$ as a measure of non-conformity is useful in deriving a “good” prediction set, this is not needed for the validity guarantee of $\hat{C}_{n,\alpha}$.

The marginal coverage guarantee (1) should be contrasted with the conditional coverage guarantee, which is to have

$$\mathbb{P}\left(Y_{n+1} \in \hat{C}_{n,\alpha}(X_{n+1}) \mid X_{n+1} = x\right) \geq 1 - \alpha,$$

for any x , which is impossible to attain without strong assumptions on the joint distribution (Foygel Barber et al., 2021). It is possible to construct prediction sets that satisfy (1) for all sample sizes and attain conditional coverage approximately (i.e., for larger sample sizes). Several authors (Sesia and Candès, 2020; Kivaranovic et al., 2020; Romano et al., 2019, 2020) constructed such procedures using conditional quantile regression or conditional probability estimators.

Of course, in considering the usage of a particular conformal prediction method, one should also account for the width of the prediction sets thus obtained. The choice of the non-conformity score used in the split conformal method plays a very crucial role in width considerations. Lei et al. (2013, 2018); Sesia and Candès (2020) show that conformal prediction sets constructed from particular conformal scores can be asymptotically optimal in terms of width/Lebesgue measure. In an unsupervised setting, Lei et al. (2013) proved that inverse density score yields a finite-sample valid prediction set that converges to the optimal prediction set (that uses the knowledge of the underlying distribution) assuming that the density estimator is consistent. Similarly, in a supervised regression setting, under a strong assumption on the error distribution, Lei et al. (2018) showed that using $s(z) = |y - \hat{\mu}(x)|$ (for $z = (x, y)$) can yield the optimal prediction set. Sesia and Candès (2020) relaxed these strong assumptions and proved that non-conformity scores constructed using conditional quantile regression estimators can yield prediction sets that are optimal.

Conformal prediction in recent years has been extended to various settings including covariate shift or missing data (Tibshirani et al., 2019; Lei and Candès, 2021; Yang et al., 2022; Barber et al., 2022), censored data (Candès et al., 2023; Gui et al., 2022), continuous distributional shifts (Gibbs and Candès, 2021, 2022; Barber et al., 2022; Bhatnagar et al., 2023), multilabel data (Cauchois et al., 2020), network-based covariates (Lunde et al., 2023), and time-series (Zaffran et al., 2022; Xu and Xie, 2021). All of these methods either for all samples or asymptotically that the prediction sets contain the true response with a *nominal level of confidence*. All these papers use (1) as the coverage guarantee with a fixed level of miscoverage error α . In the conformal prediction literature, other

criteria of coverage guarantee are also considered. A brief discussion of some of these alternative criteria is useful for understanding our goal.

1.2 Different types of guarantees

In the introduction above, we started with the coverage guarantee of (1) which is the expected coverage probability. Coverage probability refers to the probability with which the targeted response variable belongs to the conformal prediction set conditional on the prediction set. We can formally define it as follows.

Definition 1.1. [Coverage probability] Given a prediction set $\hat{C}_{n,\alpha}$ constructed from data \mathcal{D}_n , the coverage probability attained for an independent $(X, Y) \sim P$ is defined as

$$\text{Cov}_P(\hat{C}_{n,\alpha}) = \mathbb{P}_{(X,Y) \sim P} \left(Y \in \hat{C}_{n,\alpha}(X) \mid \hat{C}_{n,\alpha} \right).$$

Note that $\text{Cov}_P(\hat{C}_{n,\alpha})$ is a random quantity. The traditional coverage guarantee (1) is the same as $\mathbb{E}[\text{Cov}_P(\hat{C}_{n,\alpha})] \geq 1 - \alpha$. This is referred to as joint coverage guarantee and is addressed in [Vovk et al. \(1999\)](#) and other split-conformal inspired methods. Instead of ensuring a lower bound on the expectation of $\text{Cov}_P(\hat{C}_{n,\alpha})$, one could ask for a high probability lower bound of $1 - \alpha$ for $\text{Cov}_P(\hat{C}_{n,\alpha})$. Given a desired high probability level, say $1 - \delta$ where $\delta \in (0, 1)$, one could ask the following

$$\mathbb{P}(\text{Cov}_P(\hat{C}_{n,\alpha}^\delta) \geq 1 - \alpha) \geq 1 - \delta \quad (2)$$

This is referred to as (α, δ) -probably approximately correct (PAC) guarantee and is discussed in [Valiant \(1984\)](#); [Guttman \(1967\)](#); [Krishnamoorthy and Mathew \(2009\)](#). The idea behind (2) is to roughly ensure that on replicating the experiment several times, $100(1 - \delta)\%$ of the experiments will have coverage higher than $1 - \alpha$. In both the coverage guarantees mentioned, the choice of coverage probability level $(1 - \alpha)$ is fixed beforehand and has to be chosen independently of the data, which can be a limitation if the resulting prediction sets obtained at that α are then observed to be mostly trivial prediction sets.

1.3 Limitations of conformal framework

Conformal methods are reliant on a fixed choice of coverage probability $1 - \alpha$. This choice has to be made prior to obtaining the prediction region and independent of the data. But if this coverage probability itself is data-dependent, then the coverage guarantees are no longer valid. This problem is called *selection bias* and often discussed in statistical settings, such as hypothesis testing ([Olshen, 1973](#)), PCA ([Choi et al., 2017](#)), change point detection ([Hyun et al., 2016](#)) among others. In the standard framework, if the practitioner wants to change the coverage level *after* seeing that the procedure gives an undesirable amount of precision, they would lose validity. There is a trade-off between precision (size of prediction set) and coverage level. This trade-off was suggested as a useful practical tool in [Kuchibhotla and Berk \(2023\)](#). To the best of our knowledge, for all the existing methods, this trade-off can only be used by choosing a larger α independently of the data. Moreover, not having a framework for a data-dependent α can lead to erroneous results if a practitioner chooses α in a data-dependent manner.

Providing conformal procedures with guarantees on a data-dependent coverage level would therefore be greatly helpful in practice. To see a setting where this would be especially helpful, consider a classification problem with 2 labels and one chooses a $1 - \alpha = 0.95$. Depending on the algorithm, for a very high coverage probability (such as 0.95) chosen, one would get a prediction

set of both labels. In this case, one could lower the coverage probability say to 0.8, and get a single-element prediction set.

In the following sections, we propose to construct prediction sets with data-dependent miscoverage levels using simultaneously valid confidence intervals for a cumulative distribution function. This can be considered analogous to the simultaneous inference framework of post-selection inference (Berk et al., 2013). An alternative to our proposed solution can be obtained analogously to sample splitting. We will only briefly describe this method and not explore this further as it requires further splitting of data. Divide the dataset into three parts: training, calibration, and test set. The usual conformal procedure is run on the training and calibration set. Then an α is picked based on any precision metric (such as average size/width on the precision set) computed only using the training and calibration sets. With the chosen α , compute the final conformal prediction set using the test set. This method leads to a smaller dataset to train and build the conformal set. Moreover, although the conformal set is valid, it might not give the exact level of precision that was used to pick α on a new test data point. Referring to the earlier example, say the practitioner picks an α such the average size of the prediction set is 1 on the precision set. This will not ensure that we get a prediction set of size 1 on a new test datapoint for that α , albeit it is statistically close to 1.

Organization. The remaining article is organized as follows. In Section 2, we formulate the post-selection inference problem for conformal prediction and using the split conformal prediction framework connect this to the problem of confidence bands for cumulative distribution functions. In Section 3, we propose two methods to solve the post-selection inference problem and compare them. In Section 4, we study the performance of the proposed methods on both synthetic and real datasets. Finally, we conclude the article with a summary of the article and a discussion of some future directions in Section 5.

2 Problem Formulation

2.1 Universal PAC guarantee

Selective inference procedures (Berk et al., 2013) try to address questions of data dependence choices by providing guarantees for all possible choices that one can make. In a similar spirit, one could ask for a similar guarantee in the PAC setting as follows

$$\mathbb{P} \left(\text{Cov}_P(\hat{C}_{n,\alpha}^\delta) \geq 1 - \alpha \quad \forall \alpha \in (0, 1) \right) \geq 1 - \delta.$$

We refer to this as *universal δ -PAC guarantee*. This guarantee would automatically give us that if any $\hat{\alpha}$ is chosen based on \mathcal{D}_n , then we can say that

$$\mathbb{P} \left(\text{Cov}_P(\hat{C}_{n,\hat{\alpha}}^\delta) \geq 1 - \hat{\alpha} \right) \geq 1 - \delta$$

A universal PAC guarantee would allow practitioners to trade coverage for precision in a valid manner. Moreover, if the analyst does not require a guarantee for all $\alpha \in (0, 1)$, but only for a target set $I \subseteq (0, 1)$ of miscoverage levels, then one could a universal (I, δ) -PAC guarantee:

$$\mathbb{P} \left(\text{Cov}_P(\hat{C}_{n,\alpha}^\delta) \geq 1 - \alpha \quad \forall \alpha \in I \right) \geq 1 - \delta$$

For example, if the practitioner only wants to trade off coverage up to 0.5, then the universal $([0, 0.5], \delta)$ -guarantee is required. Note that setting $I = \{\alpha\}$ gives the usual (α, δ) -PAC guarantee.

Using prediction sets constructed through non-conformity scores, one can convert prediction sets that satisfy universal δ -PAC guarantee using distribution-free confidence bands for univariate cumulative distribution functions.

2.2 CDF Confidence bands and universal guarantee

A random variable $X \in \mathbb{R}$ has a CDF $F : \mathbb{R} \rightarrow \mathbb{R}$ which is defined as $F(x) = \mathbb{P}(X \leq x)$. Given an IID sample, X_1, \dots, X_n from this distribution F and $\delta \in (0, 1)$, a *CDF confidence band* construction refers to constructing random functions $\ell_{n,\delta}(x), u_{n,\delta}(x)$ such that

$$\mathbb{P}(\ell_{n,\delta}(x) \leq F(x) \leq u_{n,\delta}(x) \quad \forall x) \geq 1 - \delta$$

Note that a “good” CDF confidence band should satisfy $\ell_{n,\delta}(x) \rightarrow 0$ as $x \rightarrow -\infty$ and $u_{n,\delta}(x) \rightarrow 1$ as $x \rightarrow \infty$. The construction of a valid $1 - \delta$ CDF confidence band implies a prediction set that is universal δ -PAC guarantee (2). This can be achieved as follows using the non-conformity score.

Recall that in the split conformal method, one part of the data is used to construct a conformal score $s(\cdot)$, and the other part yields scores $s(Z_i), i \in \mathcal{I}_{\text{cal}}$. Also, recall that the resulting conformal prediction set is given by

$$\hat{C}_{n,\alpha} := \{z \in \mathcal{Z} : s(z) \leq \hat{Q}_{n,\alpha}\}.$$

In order to obtain prediction sets that satisfy universal δ -PAC guarantee, we change $\hat{Q}_{n,\alpha}$ using the confidence band. Consider

$$\hat{C}_n(t) = \{z \in \mathcal{Z} : s(z) \leq t\}.$$

It is clear that for $Z \sim P$,

$$\text{Cov}_P(\hat{C}_n(t)) = \mathbb{P}(s(Z) \leq t),$$

and hence, the coverage probability is the value of the CDF of $s(Z)$ at t . If $[\ell_{n,\delta}(t), u_{n,\delta}(t)], t \in \mathbb{R}$ is a confidence band for $t \mapsto \mathbb{P}(s(Z) \leq t)$, based on the scores $s(Z_i), i \in \mathcal{I}_{\text{cal}}$, then we get that with probability at least $1 - \delta$,

$$\ell_{n,\delta}(t) \leq \text{Cov}_P(\hat{C}_n(t)) \leq u_{n,\delta}(t) \quad \text{for all } t \in \mathbb{R}.$$

For each $\alpha \in (0, 1)$, if $\hat{Q}_{n,\alpha}^{\text{univ}}$ satisfies $\ell_{n,\delta}(\hat{Q}_{n,\alpha}^{\text{univ}}) \geq 1 - \alpha$, then with probability at least $1 - \delta$, $\text{Cov}_P(\hat{C}_{n,\alpha}^{\text{univ}}) \geq 1 - \alpha$ for all $\alpha \in (0, 1)$, where $\hat{C}_{n,\alpha}^{\text{univ}} = \hat{C}_n(\hat{Q}_{n,\alpha}^{\text{univ}})$. Hence, $\hat{C}_{n,\alpha}^{\text{univ}}, \alpha \in (0, 1)$ satisfy the universal δ -PAC guarantee.

Let us now consider two examples of how the procedure would change from the standard fixed α framework.

Example 2.1. Density Level Sets. Suppose Z_1, \dots, Z_n are independent and identically distributed random variables from some measurable space \mathcal{Z} . Construction of optimal prediction sets for a future random variable is considered in [Lei et al. \(2013\)](#). Split the data into two parts: $\mathcal{D}_{\text{train}} := \{Z_i : i \in \mathcal{I}_{\text{train}}\}$ and $\mathcal{D}_{\text{cal}} := \{Z_i : i \in \mathcal{I}_{\text{cal}}\}$. Construct a density estimator $\hat{p}(\cdot)$ based on $\mathcal{D}_{\text{train}}$; this can be a kernel density estimator, for example ([Kim et al., 2019](#)). Based on the calibration data, consider

$$\hat{F}_n(t) = \frac{1}{|\mathcal{I}_{\text{cal}}|} \sum_{i \in \mathcal{I}_{\text{cal}}} \mathbf{1}\{s(Z_i) \leq t\}, \quad \text{where } s(z) = \frac{1}{\hat{p}(z)}.$$

Also, define $F(t) = \mathbb{P}(s(Z) \leq t)$ which is the coverage probability of $\{z \in \mathcal{Z} : s(z) \leq t\}$. The traditional split conformal prediction set is given by

$$\hat{C}_{n,\alpha}^{\text{split}} := \{z : s(z) \leq \hat{Q}_{n,\alpha}^{\text{split}}\} \quad \text{where } \hat{Q}_{n,\alpha}^{\text{split}} \text{ satisfies } \hat{F}_n(\hat{Q}_{n,\alpha}^{\text{split}}) \geq \frac{(|\mathcal{I}_{\text{cal}}| + 1)(1 - \alpha)}{|\mathcal{I}_{\text{cal}}|}.$$

The (α, δ) -PAC prediction set from Proposition 2a of [Vovk \(2012\)](#) is given by

$$\hat{C}_{n,\alpha}^{\text{PAC}} := \{z : s(z) \leq \hat{Q}_{n,\alpha}^{\text{PAC}}\} \quad \text{where} \quad \hat{Q}_{n,\alpha}^{\text{PAC}} \text{ satisfies } \hat{F}_n(\hat{Q}_{n,\alpha}^{\text{PAC}}) \geq \frac{[|\mathcal{I}_{\text{cal}}| + 1](1 - \alpha)}{|\mathcal{I}_{\text{cal}}|} + \sqrt{\frac{\log(1/\delta)}{2|\mathcal{I}_{\text{cal}}|}}.$$

This can be improved using the binomial distribution function as suggested in Proposition 2b of [Vovk \(2012\)](#). The universal δ -PAC prediction set based on a lower confidence band $\ell_{n,\delta}(\cdot)$ is given by

$$\hat{C}_{n,\alpha}^{\text{univ}} := \{z : s(z) \leq \hat{Q}_{n,\alpha}^{\text{univ}}\} \quad \text{where} \quad \hat{Q}_{n,\alpha}^{\text{univ}} \text{ satisfies } \ell_{n,\delta}(\hat{Q}_{n,\alpha}^{\text{univ}}) \geq 1 - \alpha.$$

A simple example of a lower confidence band can be obtained using the DKW inequality. For example, Comment 1 of [Massart \(1990\)](#) implies that

$$\mathbb{P} \left(|\mathcal{I}_{\text{cal}}|^{1/2} \sup_t \{F(t) - \hat{F}_n(t)\} \geq \lambda \right) \leq \exp(-2\lambda^2) \quad \text{for all } \lambda \geq \sqrt{\log(2)/2}.$$

This, in particular, yields $\ell_{n,\delta}(t) = \hat{F}_n(t) - \sqrt{\log(2/\delta)/(2|\mathcal{I}_{\text{cal}}|)}$ as a valid lower confidence band for all $\delta \in (0, 1/2)$. In this example, with the simple PAC and universal prediction sets have similar thresholds $\hat{Q}_{n,\alpha}^{\text{PAC}}$ and $\hat{Q}_{n,\alpha}^{\text{univ}}$, both of which are larger than $\hat{Q}_{n,\alpha}^{\text{split}}$. Note that all the thresholds converge to population quantile $F^{-1}(1 - \alpha)$ as $|\mathcal{I}_{\text{cal}}| \rightarrow \infty$.

Example 2.2. Distributional conformal prediction. Suppose $Z_i = (X_i, Y_i)$, $1 \leq i \leq n$ are independent and identically distributed observations. We now consider prediction sets that focus on predicting response with the side information of covariates. In this setting, several authors have considered non-conformity scores that yield approximate conditional coverage as discussed in the introduction. For this example, we use the distributional conformal score of [Chernozhukov et al. \(2021\)](#). As before, split data into two parts $\mathcal{D}_{\text{train}} = \{Z_i : i \in \mathcal{I}_{\text{train}}\}$ and $\mathcal{D}_{\text{cal}} = \{Z_i : i \in \mathcal{I}_{\text{cal}}\}$. Based on $\mathcal{D}_{\text{train}}$, estimate the conditional distribution function $H(y|x) = \mathbb{P}(Y \leq y | X = x)$ with $\hat{H}(y|x)$ from the training data. The non-conformity score is now given by $s(z) = |\hat{H}(y|x) - 1/2|$ for $z = (x, y)$. With this score, different types of prediction sets can be constructed as in Example 2.1. Note that for $t \in [0, 1/2]$,

$$\{z : s(z) \leq t\} = \{(x, y) : 1/2 - t \leq \hat{H}(y|x) \leq 1/2 + t\}.$$

3 Methods

In this section, we describe more powerful finite-sample confidence bands for CDF given a sequence of independent random variables than the DKW confidence band. From the equivalence discussed above between confidence bands and universal δ -PAC guarantee, a sharper confidence band implies a sharper universal δ -PAC prediction sets.

In the following subsections, we review and discuss three confidence bands for CDF of univariate IID random variables. To avoid notational conflict, we use W_1, W_2, \dots, W_m to denote m IID random variables from a CDF $F_W(\cdot)$. In the context of conformal prediction, $W_i = s(Z_i)$, $i \in \mathcal{I}_{\text{cal}}$.

3.1 Confidence bands: literature review

A standard route to construct confidence bands is to use the empirical CDF. Given the IID sample W_1, \dots, W_m from a distribution F_W , the empirical CDF \hat{F}_m is given by

$$\hat{F}_m(w) = \frac{1}{m} \sum_{i=1}^m \mathbf{1}\{W_i \leq w\} \quad \forall w \in \mathbb{R},$$

where $\mathbf{1}\{\cdot\}$ is the indicator function. The classic example of this is the DKW inequality (Dvoretzky et al., 1956; Massart, 1990) which says the following

$$\mathbb{P}\left(\sup_{w \in \mathbb{R}} \sqrt{m} |\hat{F}_m(w) - F_W(w)| > \epsilon\right) \leq 2e^{-2\epsilon^2}.$$

Equivalently, with probability at least $1 - \delta$,

$$\hat{F}_m(w) - \epsilon_\delta \leq F_W(w) \leq \hat{F}_m(w) + \epsilon_\delta \text{ where } \epsilon_\delta = \sqrt{\frac{\ln(2/\delta)}{2m}}.$$

It is worth noting that this is a fixed width confidence band in the sense that the width of the confidence interval for $F_W(w)$ does not depend on w . However, considering the asymptotics of $\hat{F}_m(w)$, it is easy to see that a variable width confidence band can yield a higher power. For example, the central limit theorem implies that $\sqrt{m}(\hat{F}_m(w) - F_W(w)) \xrightarrow{d} N(0, F_W(w)(1 - F_W(w)))$ as $m \rightarrow \infty$ and thus one can expect width to scale like $\sqrt{F_W(w)(1 - F_W(w))/m}$. DKW inequality only achieves $m^{-1/2}$ rate without the standard deviation factor. But when $F_W(w)$ is of $\mathcal{O}(1/m)$, $m\hat{F}_m(w)$ has a non-degenerate Poisson distribution limit (Cam, 1960; Prokhorov, 1953), suggesting that the width for small (or large) values of $F_W(w)$ can be $\mathcal{O}(1/m)$.

Confidence bands with such improvements were introduced in Owen (1995) by inverting the goodness-of-fit tests in Berk and Jones (1979). Unlike the DKW statistic, the Berk-Jones statistic is $T_m^{\text{BJO}} := m \sup_{w \in \mathbb{R}} K(\hat{F}_m(w), F_W(w))$ where $K(\cdot, \cdot)$ is the KL divergence between Bernoulli random variables:

$$K(a, b) = a \log\left(\frac{a}{b}\right) + (1 - a) \log\left(\frac{1 - a}{1 - b}\right). \quad (3)$$

Let $\kappa_{n,\delta}^{\text{BJO}}$ be the $(1 - \delta)$ -th quantile of T_m^{BJO} , i.e., $\mathbb{P}(T_m^{\text{BJO}} \leq \kappa_{n,\delta}^{\text{BJO}}) \geq 1 - \delta$. Using the convexity properties of $K(\cdot, \cdot)$, one can construct $\ell_{n,\delta}^{\text{BJO}}(w), u_{n,\delta}^{\text{BJO}}(w)$ such that

$$m \sup_{w \in \mathbb{R}} K(\hat{F}_m(w), F_W(w)) \leq \kappa_{n,\delta}^{\text{BJO}} \quad \Leftrightarrow \quad \ell_{n,\delta}^{\text{BJO}}(w) \leq F(w) \leq u_{n,\delta}^{\text{BJO}}(w) \quad \text{for all } w \in \mathbb{R}.$$

Jager and Wellner (2007) proved that the width of this confidence interval asymptotically scales like $2\sqrt{2\gamma_n F_W(w)(1 - F_W(w))} + 2\gamma_n$ where $\gamma_n = \mathcal{O}(\log \log n/n)$. The width rates achieved are $\mathcal{O}(\log \log n/n)$ for $F_W(w) = \mathcal{O}(1/n)$ but give a rate of $\mathcal{O}(n^{-1/2} \sqrt{\log \log n})$ for $F_W(w) = \Omega(1)$, which is slower than the usual rate achieved by DKW inequality. Dümbgen and Wellner (2014) introduced a modified version of the Berk-Jones statistic by adding an additive correction term $C_\nu(t)$, giving the final test statistic: $m \sup_{w \in \mathbb{R}} (K(\hat{F}_m(w), F_W(w)) - C_\nu(\hat{F}_m(w)))$. Dümbgen and Wellner (2014) prove that the resulting confidence intervals achieve optimal rate throughout.

In the following, we will discuss the DKW and Dümbgen-Wellner confidence bands. The former is the easiest to use/compute but weaker, while the latter is slightly complicated but sharper.

3.2 DKW inequality method

Recall that the DKW confidence band yields with probability at least $1 - \delta$,

$$\sup_{w \in \mathbb{R}} |\hat{F}_m(w) - F_W(w)| \leq \sqrt{\frac{\log(2/\delta)}{2m}}.$$

In the context of universal δ -PAC conformal prediction sets, we take $W_i = s(Z_i), i \in \mathcal{I}_{\text{cal}}$ and $m = |\mathcal{I}_{\text{cal}}|$. This yields the DKW universal conformal prediction set as detailed in Algorithm 1.

Algorithm 1 DKW universal PAC conformal prediction

Input: $\delta \in (0, 1)$, non-conformity scores $S_i = s(Z_i)$ for $i \in \mathcal{I}_{\text{cal}}$.

Procedure:

1: Construct $\hat{F}(t) = \sum_{i \in \mathcal{I}_{\text{cal}}} \mathbf{1}\{S_i \leq t\} / |\mathcal{I}_{\text{cal}}|$.

2: Find the smallest $\hat{Q}_{n,\alpha,\delta}^{\text{DKW}}$ such that $\hat{F}(\hat{Q}_{n,\alpha,\delta}^{\text{DKW}}) \geq 1 - \alpha + \sqrt{\ln(2/\delta)/2|\mathcal{I}_{\text{cal}}|}$.

Output: $\hat{C}_{n,\alpha,\delta}^{\text{DKW}} = \{z : s(z) \leq \hat{Q}_{n,\alpha,\delta}^{\text{DKW}}\}$.

In the traditional split conformal framework, $\mathbb{E}[\text{Cov}_P(\hat{C}_{n,\alpha}^{\text{split}})]$ is guaranteed to be in $[1 - \alpha, 1 - \alpha + 1/(|\mathcal{I}_{\text{cal}}| + 1)]$, assuming that the non-conformity scores are all distinct. The following result proves similar upper and lower bounds for coverage probability of DKW universal conformal prediction sets, again assuming the non-conformity scores are all distinct.

Theorem 3.1 (Simultaneous coverage). *If the non-conformity scores $\{S_i\}_{i \in \mathcal{I}_{\text{cal}}}$ are independent and identically distributed and are almost surely distinct, then*

$$\mathbb{P}\left(1 - \alpha \leq \text{Cov}_P(\hat{C}_{n,\alpha,\delta}^{\text{DKW}}) \leq 1 - \alpha + \sqrt{2 \ln(2/\delta)/|\mathcal{I}_{\text{cal}}|} + 1/|\mathcal{I}_{\text{cal}}| \quad \forall \alpha \in (0, 1)\right) \geq 1 - \delta.$$

The lower bound of $1 - \alpha$ on $\text{Cov}_P(\hat{C}_{n,\alpha,\delta}^{\text{DKW}})$ does not require non-conformity scores to be almost surely distinct.

Theorem 3.1 shows that the conformal prediction set obtained via Algorithm 1 achieves a universal δ -PAC guarantee.

The DKW universal conformal prediction set satisfies a simultaneous coverage guarantee with a probability of at least $1 - \delta$. The simultaneity allows the analyst to choose any $\alpha \in (0, 1)$ without losing validity. It would be useful to analyze the probability with which $\text{Cov}_P(\hat{C}_{n,\alpha,\delta}^{\text{DKW}}) \geq 1 - \alpha$ for a fixed α , or in other words, what is the κ for which $\hat{C}_{n,\alpha,\delta}^{\text{DKW}}$ is (α, κ) -PAC valid? The following result shows that one can take

$$\kappa_{\alpha,\delta}^{\text{DKW}} := \begin{cases} (\delta/2)^{1/(4\alpha(1-\alpha))}, & \text{if } \alpha \leq 0.5, \\ \delta/2, & \text{if } 0.5 < \alpha \leq 0.5 + \Delta^{\text{DKW}}, \\ (\delta/2)^{1/(4(\alpha - \Delta^{\text{DKW}})(1 - \alpha + \Delta^{\text{DKW}}))}, & \text{if } \alpha > 0.5 + \Delta^{\text{DKW}}, \end{cases}$$

where $\Delta_n^{\text{DKW}} := \sqrt{2 \ln(2/\delta)/(9|\mathcal{I}_{\text{cal}}|)} + 1/(3|\mathcal{I}_{\text{cal}}|)$. Note that for all $\alpha, \delta \in (0, 1)$ and $n \geq 1$, $\kappa_{\alpha,\delta} \leq \delta/2$

Theorem 3.2 (Marginal coverage). *For any $\alpha, \delta \in (0, 1)$ and any $n \geq 1$, if the distribution of the conformal scores is continuous, then*

$$\mathbb{P}\left(\text{Cov}_P(\hat{C}_{n,\alpha,\delta}^{\text{DKW}}) \geq 1 - \alpha\right) \geq 1 - \kappa_{\alpha,\delta}^{\text{DKW}} \geq 1 - \delta/2.$$

The probability bound suggests that the marginal coverage probability is greater than $1 - \alpha$ is the highest when α is close to 0 or 1 and the lowest for $\alpha = 0.5$.

3.3 Dümbgen-Wellner method

Dümbgen and Wellner (2014) provides a generalization of the law of iterated logarithm, specifically related to the KL divergence between empirical CDF and true CDF; recall the definition of KL divergence in (3). Unlike Berk and Jones (1979) and Owen (1995), this generalized confidence band is constructed using adjusted KL divergence. Formally, with non-conformity scores $S_i = s(Z_i)$, $i \in \mathcal{I}_{\text{cal}}$, which are almost surely distinct, the test statistic of Dümbgen and Wellner (2014) is defined with a (tuning) parameter $\nu > 1$ as

$$T_{n,\nu}^{\text{DW}} = \sup_{j \in [|\mathcal{I}_{\text{cal}}|]} \left\{ (|\mathcal{I}_{\text{cal}}| + 1)K \left(\frac{j}{|\mathcal{I}_{\text{cal}}| + 1}, F(S'_j) \right) - C_\nu \left(\frac{j}{|\mathcal{I}_{\text{cal}}| + 1} \right) \right\}, \quad (4)$$

where $S'_1 < S'_2 < \dots < S'_{|\mathcal{I}_{\text{cal}}|}$ represent the (increasing) order statistics of S_i , $i \in \mathcal{I}_{\text{cal}}$ ¹ and $C_\nu(t) = C(t) + \nu D(t)$ with

$$C(t) := \log \left(\log \left(\frac{e}{4t(1-t)} \right) \right) \geq 0 \quad \text{and} \quad D(t) := \log(1 + C(t)^2) \geq 0.$$

Theorem 3.4 of Dümbgen and Wellner (2014) shows that $T_{n,\nu}^{\text{DW}}$ has a non-degenerate limiting distribution. Furthermore, similar to DKW statistic, $T_{n,\nu}^{\text{DW}}$ is also distribution-free for all continuous distributions for the non-conformity scores. Let $\kappa_n^{\text{DW}}(\delta)$ be the $(1 - \delta)$ -th quantile of $T_{n,\nu}^{\text{DW}}$. This yields simultaneous confidence intervals for $F(S'_j)$ for all $j \in [|\mathcal{I}_{\text{cal}}|]$ as

$$\left\{ (|\mathcal{I}_{\text{cal}}| + 1)K \left(\frac{j}{|\mathcal{I}_{\text{cal}}| + 1}, F(S'_j) \right) \leq C_\nu \left(\frac{j}{|\mathcal{I}_{\text{cal}}| + 1} \right) + \kappa_n^{\text{DW}}(\delta) \quad \forall j \in [|\mathcal{I}_{\text{cal}}|] \right\}. \quad (5)$$

Setting $t_{nj} = j/(|\mathcal{I}_{\text{cal}}| + 1)$ and

$$\begin{aligned} \ell_{n,\delta}(S'_j) &:= \min \{ u \in [0, 1] : (|\mathcal{I}_{\text{cal}}| + 1)K(t_{nj}, u) \leq C_\nu(t_{nj}) + \kappa_n^{\text{DW}}(\delta) \}, \\ u_{n,\delta}(S'_j) &:= \max \{ u \in [0, 1] : (|\mathcal{I}_{\text{cal}}| + 1)K(t_{nj}, u) \leq C_\nu(t_{nj}) + \kappa_n^{\text{DW}}(\delta) \}, \end{aligned}$$

the simultaneous confidence intervals (5) can be rewritten as $\left\{ F(S'_j) \in [\ell_{n,\delta}(S'_j), u_{n,\delta}(S'_j)] \quad \forall j \in [|\mathcal{I}_{\text{cal}}|] \right\}$.

Note that since $C_\nu(t) = C_\nu(1 - t)$, it follows that $\ell_{n,\delta}(S'_j) = 1 - u_{n,\delta}(S'_{|\mathcal{I}_{\text{cal}}| - j + 1})$. It should be noted that $\ell_{n,\delta}(S'_j)$ and $u_{n,\delta}(S'_j)$ are not random variables; they are non-stochastic. The argument S'_j is only used to indicate that $\ell_{n,\delta}(S'_j)$ and $u_{n,\delta}(S'_j)$ are lower and upper bounds on $F(S'_j)$, respectively.

The bounds on $F(S'_j)$ yield the following confidence band because the CDF is a non-decreasing function:

$$\ell_{n,\delta}(x) := \begin{cases} 0 & \text{if } x < S'_1 \\ \ell_{n,\delta}(S'_i) & \text{if } \exists i, S'_i \leq x < S'_{i+1} \\ \ell_{n,\delta}(S'_{|\mathcal{I}_{\text{cal}}|}) & \text{if } S'_{|\mathcal{I}_{\text{cal}}|} \leq x \end{cases} \quad \text{and} \quad u_{n,\delta}(x) := \begin{cases} u_{n,\delta}(S'_1), & \text{if } x \leq S'_1 \\ u_{n,\delta}(S'_{i+1}) & \text{if } \exists i, S'_i < x \leq S'_{i+1} \\ 1, & \text{if } S'_{|\mathcal{I}_{\text{cal}}|} < x. \end{cases}$$

By construction and monotonicity of the CDF $F(\cdot)$, $\mathbb{P}(\ell_{n,\delta}(x) \leq F(x) \leq u_{n,\delta}(x) \quad \forall x) \geq 1 - \delta$. In comparison to the DKW confidence band, DW confidence band can be much smaller at both

¹Throughout this section, we assume almost sure distinct non-conformity scores, which can be trivially achieved by adding little noise to the scores.

endpoints of the distribution. Specifically, Theorem 5.1 of [Dümbgen and Wellner \(2014\)](#) implies the following bound on the width of DW confidence band as

$$u_{n,\delta}(S'_j) - \ell_{n,\delta}(S'_j) \leq 2\sqrt{\frac{2t_{nj}(1-t_{nj})(C_\nu(t_{nj}) + \kappa_n^{\text{DW}}(\delta))}{|\mathcal{I}_{\text{cal}}| + 1}} + 2\frac{(C_\nu(t_{nj}) + \kappa_n^{\text{DW}}(\delta))}{|\mathcal{I}_{\text{cal}}| + 1}.$$

It follows that $u_{n,\delta}(S'_j) - \ell_{n,\delta}(S'_j) \lesssim |\mathcal{I}_{\text{cal}}|^{-1/2}$ for all j , similar to the DKW confidence band. Moreover, $u_{n,\delta}(S'_j) - \ell_{n,\delta}(S'_j) \lesssim (\log \log |\mathcal{I}_{\text{cal}}|)/|\mathcal{I}_{\text{cal}}|$ whenever $\min\{j, |\mathcal{I}_{\text{cal}}| - j\} \lesssim (\log \log |\mathcal{I}_{\text{cal}}|)$ in similarity to the [Berk and Jones \(1979\)](#) confidence band.

Using $\ell_{n,\delta}(\cdot)$, universal DW conformal prediction sets can be constructed, as shown in Algorithm 2. Because $\ell_{n,\delta}(\cdot)$ and $u_{n,\delta}(\cdot)$ form a confidence band, we obtain the universal conformal guarantee as stated in Theorem 3.3.

Algorithm 2 DW any-alpha conformal prediction

Input: $\alpha \in (0, 1)$, non-conformity scores $S_i = s(Z_i)$ for $i \in \mathcal{I}_{\text{cal}}$.

Procedure:

- 1: Compute $\ell_{n,\delta}(S'_j), u_{n,\delta}(S'_j)$ for $1 \leq j \leq |\mathcal{I}_{\text{cal}}|$.
- 2: Compute $\ell_{n,\delta}(x)$.
- 3: Find the smallest $\hat{Q}_{n,\alpha,\delta}^{\text{DW}}$ such that $\ell_{n,\delta}(\hat{Q}_{n,\alpha,\delta}^{\text{DW}}) \geq 1 - \alpha$.

Output: $\hat{C}_{n,\alpha,\delta}^{\text{DW}} = \{z : s(z) \leq \hat{Q}_{n,\alpha,\delta}^{\text{DW}}\}$

Theorem 3.3 (Simultaneous coverage). *Suppose the non-conformity scores $\{S_i\}_{i \in \mathcal{I}_{\text{cal}}}$ are independent and identically distributed and are almost surely distinct. Set $w_{j,\delta}^n = u_{n,\delta}(S'_j) - \ell_{n,\delta}(S'_j)$. Then*

$$\mathbb{P}\left(1 - \alpha \leq \text{Cov}_P(\hat{C}_{n,\alpha,\delta}^{\text{DW}}) \leq 1 - \alpha + w_{j_\alpha,\delta}^n + w_{j_\alpha-1,\delta}^n + 1/(|\mathcal{I}_{\text{cal}}| + 1) \quad \forall \alpha \in (0, 1)\right) \geq 1 - \delta,$$

where $j_\alpha = \min\{j \in \{1, 2, \dots, |\mathcal{I}_{\text{cal}}|\} : \ell_{n,\delta}(S'_j) \geq 1 - \alpha\}$.

Again, Theorem 3.3 shows that the conformal prediction set obtained via Algorithm 2 achieves a universal δ -PAC guarantee. Unlike DKW inequality method, the upper bound on $\text{Cov}_P(\hat{C}_{n,\alpha,\delta}^{\text{DW}})$ varies with α . Since the confidence band has a width that is shrinking with n , we will see that $j_\alpha/n \approx 1 - \alpha$, and thus for small values (or large values) of α , the upper bound will be better than the one offered by Theorem 3.1.

Similar to analysis in DKW inequality-based method, one can analyze the probability with which $\text{Cov}_P(\hat{C}_{n,\alpha,\delta}^{\text{DW}}) \geq 1 - \alpha$ for a fixed α , or in other words, what is the κ for which $\hat{C}_{n,\alpha,\delta}^{\text{DW}}$ is (α, κ) -PAC valid? The following result shows that one can take

$$\kappa_{\alpha,\delta}^{\text{DW}} := \begin{cases} \exp(-C_\nu(1 - \alpha) - \kappa_m^{\text{DW}}) & \alpha < 1/2 \\ \exp(-C_\nu(1 - \alpha + \Delta_m^{\text{DW}}) - \kappa_m^{\text{DW}}) & \alpha > 1/2 + \Delta_m^{\text{DW}} \\ \exp(-\kappa_m^{\text{DW}}) & \alpha \in [1/2, 1/2 + \Delta_m^{\text{DW}}] \end{cases}$$

where $\Delta_m^{\text{DW}} = \max_{j \in [|\mathcal{I}_{\text{cal}}|]}((j+1)/(|\mathcal{I}_{\text{cal}}| + 1) - \ell_{n,\delta}(S'_j))$, Note that for all $\alpha, \delta \in (0, 1)$ and $n \geq 1$, $\kappa_{\alpha,\delta}^{\text{DW}} \leq \exp(-\kappa_n^{\text{DW}})$

Theorem 3.4 (Marginal coverage). *For any $\alpha, \delta \in (0, 1)$ and any $n \geq 1$, if the distribution of the conformal scores is continuous, then*

$$\mathbb{P}\left(\text{Cov}_P(\hat{C}_{n,\alpha,\delta}^{\text{DW}}) \geq 1 - \alpha\right) \geq 1 - \kappa_{\alpha,\delta}^{\text{DW}} \geq 1 - \exp(-\kappa_m^{\text{DW}})$$

We compare the $\kappa_{\alpha,\delta}^{\text{DW}}$ and $\kappa_{\alpha,\delta}^{\text{DKW}}$ in Fig 3. If $\kappa_{\alpha,\delta}$ from any method is close to δ (or $\delta/2$), then it implies that $([0, 1], \delta)$ -PAC universal prediction set is very close to the (α, δ) -PAC prediction set which in turn implies that there is not much price to pay for simultaneity over α . For α close to 0 or 1, $\kappa_{\alpha,\delta}^{\text{DKW}} < \kappa_{\alpha,\delta}^{\text{DW}}$ and furthermore, $\kappa_{\alpha,\delta}^{\text{DKW}}$ approach 0 at a faster rate than $\kappa_{\alpha,\delta}^{\text{DW}}$ in these regions. This shows that the Dümbgen-Wellner method would be more favorable in the usual settings where the coverage level is high (α is low), as $\kappa_{\alpha,\delta}$ would be closer to δ .

Rivera-Walther Confidence Set. The confidence bands discussed in this and the previous section are based on the empirical and the true cumulative distribution function. The adjusted KL divergence approach of Dümbgen and Wellner (2014) can also be applied to construct an optimal confidence set for the probability measure (not just the CDF). This, in turn, leads to a confidence band. We now provide a brief discussion of this optimal confidence set based on Section 3.1 of Li et al. (2020). The adjusted KL divergence is now computed between $\hat{F}_n(I)$ and $F(I)$ for some finite intervals I instead of using $I = (-\infty, x]$. We call this the Rivera-Walther confidence set because the sequence of intervals I used was introduced in Rivera and Walther (2013). This sequence is not only sparse ($\mathcal{O}(n)$ number of intervals) but also sufficiently rich to capture information. For notational convenience, we describe this method based on IID observations X_1, \dots, X_n from the distribution F and we use the notation $F(I) = \mathbb{P}(X \in I)$. Define $l_{\max} = \lfloor \log_2(n/\log n) \rfloor$ and for $2 \leq l \leq l_{\max}$, set $m_l = n2^{-l}$ and $d_l = \lceil m_l/(6l^{1/2}) \rceil$. Let $X_{(1)} \leq X_{(2)} \leq \dots \leq X_{(n)}$ denote the order statistics. With $\mathcal{D} = \{i : X_{(i)} \neq X_{(i+1)}\}$, define

$$\mathcal{J} = \bigcup_{l=2}^{l_{\max}} \mathcal{J}(l), \quad \text{where} \quad \mathcal{J}(l) = \{(X_{(j)}, X_{(k)}) : j, k \in \{1 + id_l, i \in \mathbb{N}_0\} \cap \mathcal{D}, \quad m_l < k - j < 2m_l\}.$$

The test statistic used for the confidence set is

$$T_n^{\text{RW}} = \max_{I \in \mathcal{J}} \left\{ \sqrt{2nK(F(I), F_n(I))} - \sqrt{\mathfrak{C}(F_n(I))} \right\}, \quad \text{where} \quad \mathfrak{C}(t) = 2 \log \left(\frac{e}{t(1-t)} \right).$$

Note that $\mathfrak{C}(\cdot)$ is almost the same as $C(\cdot)$ used in (4). Let $\kappa_n^{\text{RW}}(\delta)$ be the quantile of T_n^{RW} . Now using this distribution, the $(1 - \delta)$ -confidence set for the probability measure is given by

$$\left\{ H \text{ a probability measure} : \sqrt{2nK(H(I), F_n(I))} - \sqrt{\mathfrak{C}(F_n(I))} \leq \kappa_n^{\text{RW}}(\delta) \quad \forall I \in \mathcal{J} \right\}.$$

Several optimality properties of this confidence set are proved in Section 4 of Li et al. (2020). Inverting the KL divergence, this confidence set can be rewritten as

$$C_n^{\text{RW}}(\delta) = \{H \text{ a probability measure} : \ell_{n,\delta}(I) \leq H(I) \leq u_{n,\delta}(I) \quad \forall I \in \mathcal{J}\}.$$

Note that since I is of the form $(X_{(j)}, X_{(k)})$, the inequalities are of the form

$$\ell_{kj} \leq F(X_{(k)}) - F(X_{(j)}) \leq u_{kj} \quad \forall k > j \text{ s.t. } (X_{(j)}, X_{(k)}) \in \mathcal{J}$$

These bounds on difference could be used to obtain bounds on $\{F(X_{(i)})\}_{i \in [n]}$. This can be formulated as a linear program for finding lower bounds (or upper bounds) for each i .

$$\begin{aligned} & \text{minimize} && L_i^n \\ & \text{subject to} && \ell_{kj} \leq L_k^n - L_j^n \leq u_{kj} \quad \forall k > j \text{ s.t. } [X_{(j)}, X_{(k)}] \in \mathcal{J} \\ & && 0 \leq L_j^n \leq 1, \quad j = 1, \dots, n \end{aligned}$$

This LP essentially looks at the lowest possible value of $F(X_{(i)})$ allowed by the inequalities in the Rivera-Walther confidence set.

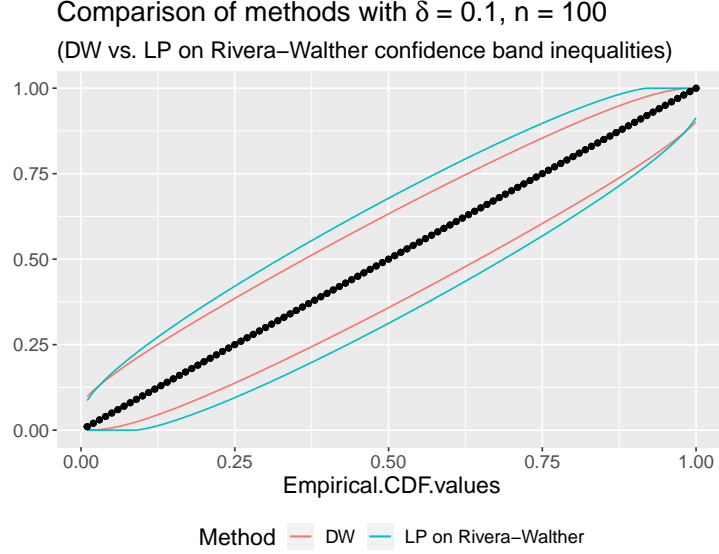


Figure 1: Comparing confidence bands obtained by [Dümbgen and Wellner \(2014\)](#) and [Rivera and Walther \(2013\)](#). The black dots in the center are $\{i/n : i \in [n]\}$.

We compare the bounds obtained by applying the LP above on an essential histogram statistic on all possible intervals of the form $(X_{(j)}, X_{(k)}]$, instead of the sparse set of intervals ([Rivera and Walther, 2013](#)) in Figure 1; the test statistic with all possible intervals is denoted by P_n^{all} in [Rivera and Walther \(2013\)](#). Both confidence bands follow a similar shape, but the confidence bounds obtained via the Rivera-Walther confidence set approach are wider. This is to be expected since [Li et al. \(2020\)](#) provides an optimal confidence band for F on all sets of the form $(X_{(j)}, X_{(k)}]$, whereas [Dümbgen and Wellner \(2014\)](#) only provides confidence bands on sets of the form $(-\infty, X_{(k)}]$ i.e. $F(X_{(k)})$. Therefore, the essential histogram approach will be more conservative in providing a confidence band for $F(X_{(k)})$.

4 Simulations and Real-data Applications

We now apply the methods discussed to two settings: when the response is continuous (regression) and when it is categorical (classification). We compare the following conformal prediction methods

1. **Training data quantile:** Here we compute the non-conformity scores on the training data itself and compute the $(1 - \alpha)$ quantile of them. This method will not have a joint coverage guarantee, since the non-conformity scoring method is dependent on the training dataset.

2. **Split conformal:** Here we split the data into training data and calibration data. The non-conformity scoring method is made using quantile regressors (or classifiers) on the training dataset. And the scores are computed for the calibration set. We use the conformal score from [Chernozhukov et al. \(2021\)](#) for regression (see Example 2.2) and from [Romano et al. \(2020\)](#) for classification. These methods have joint coverage guarantees but do not have a universal δ -PAC guarantee.
3. **DKW inequality based universal method:** Algorithm 1 is applied here. The non-conformity score is adopted from [Chernozhukov et al. \(2021\)](#) for regression and [Romano et al. \(2020\)](#) for classification. These methods are based on confidence bands that have a uniform width.
4. **Dümbgen-Wellner statistic universal method:** Algorithm 2 is applied here. This method requires the computation of $\kappa_n^{\text{DW}}(\delta)$, which can be done via Monte Carlo simulations since the statistic is distribution-free. The non-conformity score is adopted from [Chernozhukov et al. \(2021\)](#) for regression and [Romano et al. \(2020\)](#) for classification. These methods are based on confidence bands that have a smaller width for extreme values of $F(x)$. We set $\nu = 3/2$ in Algorithm 2, for which $T_{n,\nu}^{\text{DW}}$ has a non-degenerate limiting distribution ([Dümbgen and Wellner, 2014](#)).

We compare the methods using two metrics:

1. **Coverage:** We consider how the coverage *varies across* α for each of these methods (where $1 - \alpha$ is the desired coverage probability level). For clarity, we plot $\text{Cov}_P(\hat{C}_{n,\alpha}) - (1 - \alpha)$ as a function of α for different prediction sets $\hat{C}_{n,\alpha}$ with Cov_P approximated using test data.
2. **Precision:** Because coverage can be achieved trivially by returning the entire support of the distribution, we also consider the precision (width) of the methods across α . For regression, precision refers to the length of the prediction interval. For classification, precision refers to the number of elements in the prediction set.

4.1 Simulation data

4.1.1 Dataset and method

For simulation, we look at the perturbed Poisson distribution model used in [Romano et al. \(2019\)](#). The covariates are $X_i \sim \text{Unif}[1, 5]$ and the response Y_i is defined as follows.

$$Y_i = \text{Pois}(\sin^2(X_i) + 0.1) + 0.03X_i + \epsilon_{1,i} + \mathbb{1}(U_i < 0.01)\epsilon_{2,i}$$

where $\epsilon_{1,i}, \epsilon_{2,i}$ are IID standard normal random variables and $U_i \sim \text{Unif}[0, 1]$. We opt for the DCP split conformal method ([Chernozhukov et al., 2021](#)) in this setting. This method involves estimating $\mathbb{P}(Y \leq y | X = x)$ for which we use quantile regression random forests ([Meinshausen and Ridgeway, 2006](#)).

The goal is to demonstrate the PAC guarantees of the proposed methods compared to the standard methods. To achieve this, we run 100 simulations with the output of each simulation iteration giving us a random \hat{C}_α for α ranging from 0.05 to 0.95. Within each simulation iteration, we generate a new training set (of size 50000) and a new calibration set (of size 10000) and run the entire procedure to obtain a prediction set \hat{C}_α .

4.1.2 Coverage

For each simulation, we approximate $\text{Cov}_P(\hat{C}_\alpha)$ by looking at empirical coverage over a test dataset of size 20000 i.e.

$$\text{Cov}_P(\hat{C}_\alpha) \approx \frac{\sum_{i \in \mathcal{I}_{\text{test}}} \mathbf{1}(Y_i \in \hat{C}_\alpha(X_i))}{|\mathcal{I}_{\text{test}}|}$$

As shown in Figure 2, the coverage probability in the case of universal PAC guaranteed DCP is above $1 - \alpha$ around $100(1 - \delta)$ times as expected. The standard split conformal DCP coverage is symmetric around $1 - \alpha$, demonstrating that it achieves joint coverage. And as expected, the training data quantile method underperforms.

Coverage of methods with $\delta = 0.1$

(difference with $(1 - \alpha)$)

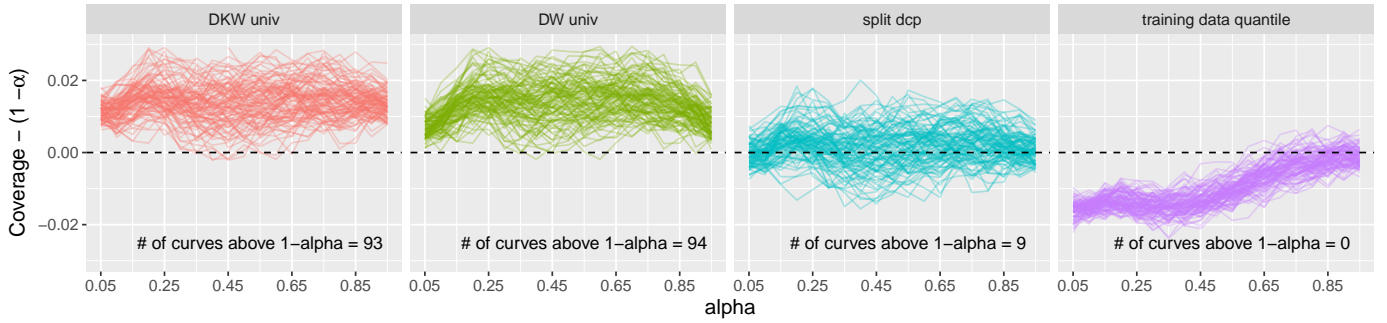


Figure 2: Coverage across different methods. Each curve is coverage probability for different α , for each simulation (total 100). The number at the bottom is an estimate of $\mathbb{P}(\text{Cov}_P(\hat{C}_\alpha) \geq 1 - \alpha \forall \alpha)$. Methods *DKW univ* and *DW univ* offer universal PAC guarantees and the number should be close to $100(1 - \delta)$. In Algorithm 2, ν is set to $3/2$

We can also look at how coverage behaves for the universal PAC methods for a fixed coverage level $(1 - \alpha)$. As described above, for each simulation iteration we obtain an approximate estimate of $\text{Cov}_P(\hat{C}_\alpha)$. We run 1000 simulations and let $\{(\text{Cov}_P(\hat{C}_\alpha))_{(i)}\}_{1 \leq i \leq 1000}$ be the coverage probabilities estimated across all the simulations. We use the following approximation.

$$\mathbb{P}(\text{Cov}(C_\alpha) \geq 1 - \alpha) \approx \frac{1}{1000} \sum_{i=1}^{1000} \mathbf{1}\{(\text{Cov}_P(\hat{C}_\alpha))_{(i)} \geq 1 - \alpha\}.$$

As shown in Fig 3, the $\mathbb{P}(\text{Cov}(C_\alpha) \geq 1 - \alpha)$ follows a shape similar to the proposed lower bounds for both methods i.e. the coverage is below $1 - \alpha$ most often for around $\alpha = 0.5$ and least often for extreme values of α . Also, the lower bound on $\mathbb{P}(\text{Cov}(C_\alpha) \geq 1 - \alpha)$ offered by Theorem 3.2 and Theorem 3.4 for DKW univ and DW univ methods respectively seem to hold for most α .

4.1.3 Width

Although there is no closed form for the quantiles of $Y|X$, the data generation process is known. Hence, one can estimate them well via Monte Carlo estimation. We use the width of these quantiles as a benchmark to compare with the widths of different methods. For each simulation, we compute the average width of the prediction set on the test dataset

$$\text{Width}(\hat{C}_\alpha) \approx \frac{1}{|\mathcal{I}_{\text{test}}|} \sum_{i \in \mathcal{I}_{\text{test}}} \text{Width}(\hat{C}_\alpha(X_i)).$$

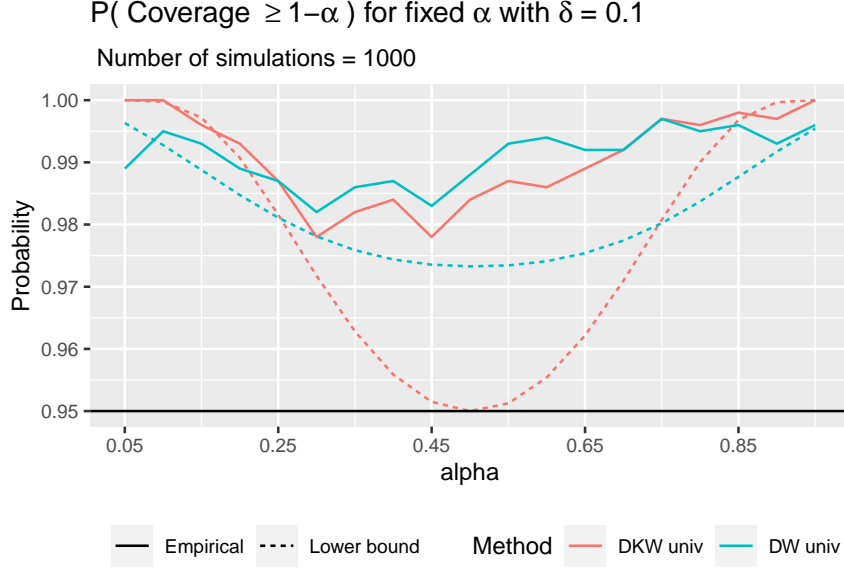


Figure 3: Analyzing $\mathbb{P}(\text{Cov}(C_\alpha) \geq 1 - \alpha)$ for a fixed α . We run 1000 simulations to estimate $\mathbb{P}(\text{Cov}(C_\alpha) \geq 1 - \alpha)$, and we expect it to be lower bounded by $1 - \kappa_{\alpha,\delta}$ provided by Theorem 3.2 and Theorem 3.4. In Algorithm 2, ν is set to $3/2$.

In Figure 4, we see that the width of the prediction sets from the universal PAC methods is mostly wider than the true quantile width (ratio > 1) for each α . This is in accordance with a PAC guarantee requirement. The standard split conformal DCP has a width ratio hovering around 1, in line with its joint coverage guarantee. And the training data quantiles have a shorter width, reflective of the bias due to obtaining quantiles of non-conformity scores on the training set itself. Also, we know that the DW method provides confidence bands that are narrower than the DKW inequality method for extreme values of the CDF. This is demonstrated in Figure 4, where the DW inequality method provides narrower width of prediction sets for $\alpha \in \{0.05, 0.95\}$.

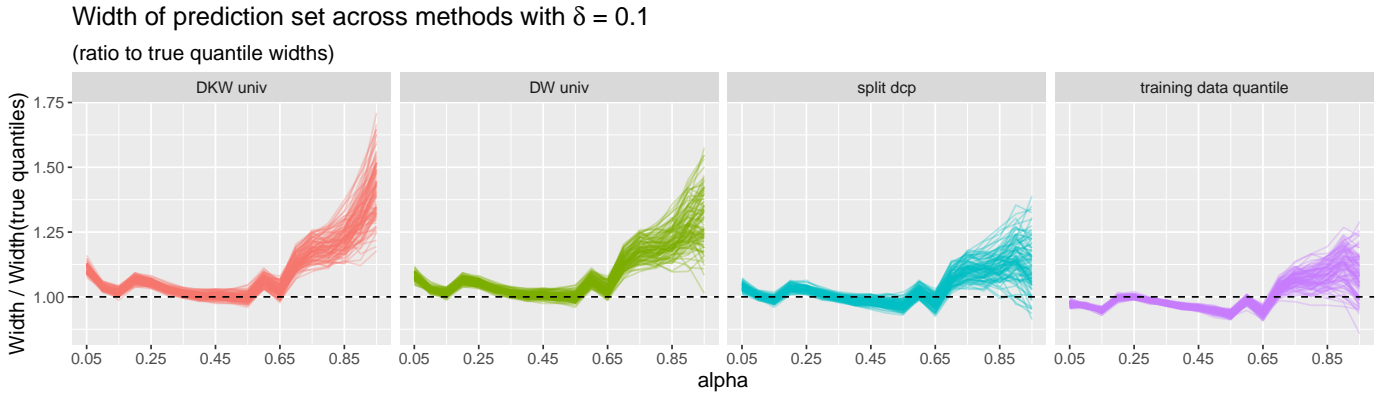


Figure 4: Width of prediction set across different methods. Each curve is the ratio of the average width for each method to true quantiles on the test dataset for different α and for each simulation (total 100). In Algorithm 2, ν is set to $3/2$

4.2 Real life data

4.2.1 Dataset and method

We use the Fashion MNIST dataset, introduced in [Xiao et al. \(2017\)](#). The dataset is a collection of gray-scale images of fashion items of 10 categories. Each image is 28 pixels in height and 28 pixels in width, which we convert into a vector of length 784. The training dataset is of the size 60000 which we randomly split into a training dataset of size 50000 and a calibration dataset of size 10000. Instead of having an (I, δ) -PAC guarantee with $I = [0, 1]$, we choose $I = [0, 0.5]$ i.e. the conformal sets provided would be valid simultaneous for all $\alpha \in [0, 0.5]$. This is not a limitation because in practice one only uses prediction sets with coverage between 0.5 and 1. We opt for the classification split conformal method introduced in [Romano et al. \(2020\)](#) in this setting. This method involves using an estimator of $\mathbb{P}(Y = y|X = x)$, for which we use random forests ([Breiman, 2001](#)). We know that [Romano et al. \(2020\)](#) involves picking labels with the highest estimated conditional probability $Y|X$. Thus for a low enough coverage probability (α large), the conformal prediction set will only have a single element which is the highest estimated probability label. This will affect the different coverage and width plots we observe.

4.2.2 Coverage

In this scenario, we have a test dataset of size 10000 which we used to approximate coverage empirically i.e.

$$\text{Cov}_P(\hat{C}_\alpha) \approx \frac{\sum_{i \in \mathcal{I}_{\text{test}}} \mathbf{1}(Y_i \in \hat{C}_\alpha(X_i))}{|\mathcal{I}_{\text{test}}|}$$

As discussed above, for large values of α the \hat{C}_α will be the highest probability label which is the prediction of the classifier. Thus, the $\text{Cov}_P(\hat{C}_\alpha)$ will be equal to the test accuracy of the classifier. We observe this in Figure 5 (left), where for α approximately ≥ 0.13 , all the conformal prediction sets have coverage equal to the test accuracy of 0.8798. Focusing on small values of α only (see Figure 5 (right)), we observe the training quantile methods have a coverage lower than the desired level and the fixed α method has a coverage that is very close to $1 - \alpha$. The universal methods have coverage greater than $1 - \alpha$ and the conformal set provided by Algorithm 2 (DW universal) is closer to the desired coverage level than Algorithm 1 (DKW universal). This is because of the narrower confidence band provided by Dümbgen-Wellner statistic compared to the DKW inequality-based confidence band.

4.3 Size

Similar to the simulation analysis, for each α , we compute the average size of the prediction set on the test dataset

$$\text{Size}(\hat{C}_\alpha) \approx \frac{\sum_{i \in \mathcal{I}_{\text{test}}} \text{Size}(\hat{C}_\alpha(X_i))}{|\mathcal{I}_{\text{test}}|}$$

As observed earlier, the size of the prediction set is 1 for α approximately ≥ 0.13 . However, for smaller values of α , the methods have a difference in size. The training quantile method always gives a prediction set of size 1. The fixed α split conformal prediction set has a size smaller than the universal PAC methods as expected, since the former offers non-simultaneous joint coverage. The conformal set provided by Algorithm 2 (DW universal) is smaller in size than the one provided by Algorithm 1 (DKW universal). This is again because of the narrower confidence band provided by Dümbgen-Wellner statistic compared to the DKW inequality-based confidence band.

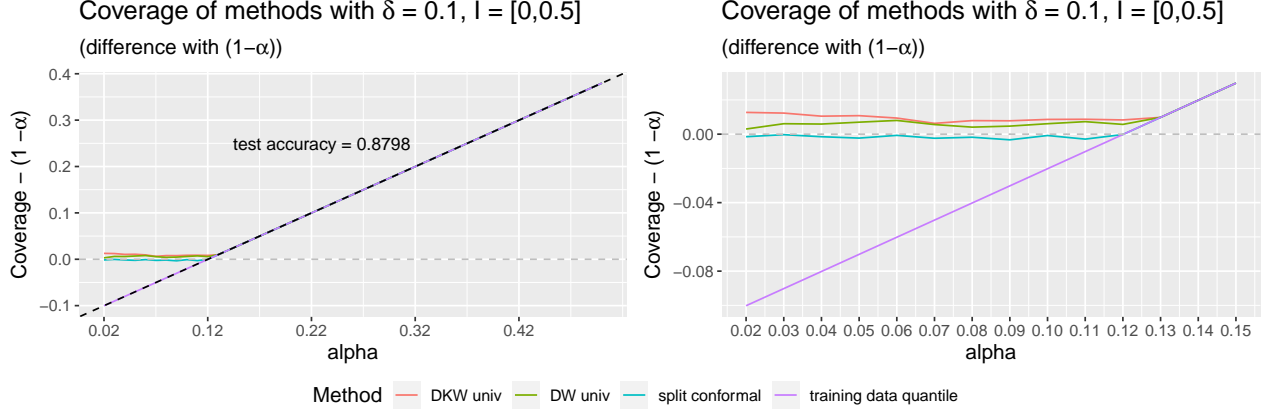


Figure 5: (left) Coverage across different methods for each α . For large α , the coverage = test accuracy. (right) Coverage across methods, plot restricted to $\alpha \leq 0.15$. In Algorithm 2, ν is set to $3/2$

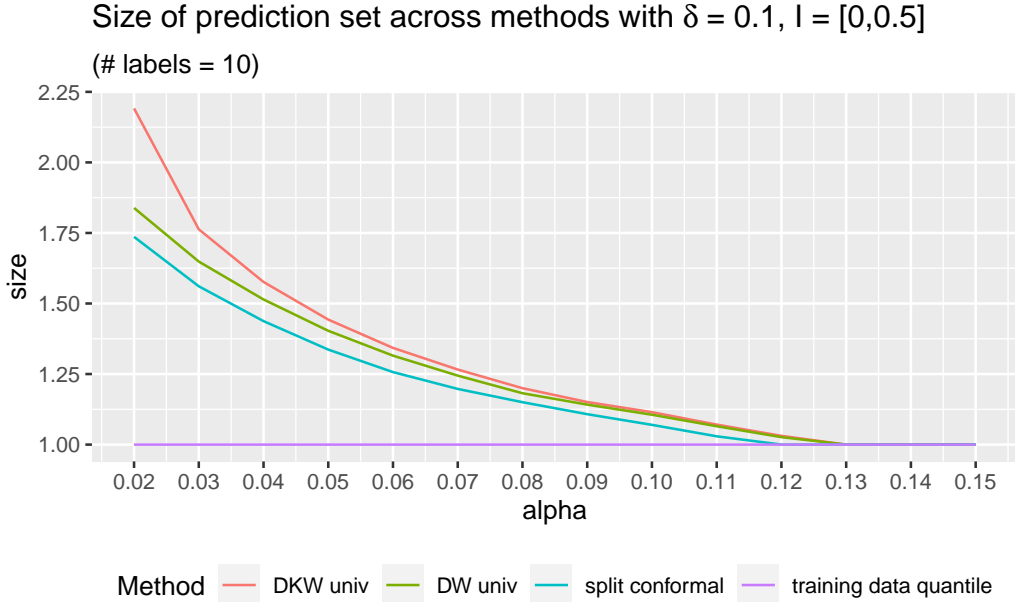


Figure 6: Average width of prediction set on test data for each α , plot restricted to $\alpha \leq 0.15$. In Algorithm 2, ν is set to $3/2$

5 Conclusion

In this paper, we formulated the problem of constructing prediction sets with nominal coverage that can be based on the data. This is a specific instance of (predictive) inference-after-selection. We call prediction sets that satisfy coverage guarantee for all coverage levels, the universal PAC guarantee. We have proved the equivalence of this problem to the problem of constructing confidence bands for a cumulative distribution function.

We introduce two different universal PAC prediction sets based on DKW inequality and optimal confidence bands of [Dümbgen and Wellner \(2014\)](#). The latter confidence band is known to be rate-

optimal, and hence, is expected to yield the “optimal” simultaneous coverage guarantees; Note that there is no single optimal confidence band as one can improve the width at one point while losing the width at another point. The flexibility of choosing a data-dependent coverage level of a prediction set yields practitioners to trade-off precision (width of prediction sets) and accuracy (coverage of prediction sets). This is, especially, important in the context of classification problems where a high coverage requirement might yield trivial prediction sets and the analyst wishes to reduce the coverage requirement.

There are several interesting directions that consider extensions to exchangeable data and missing data. In this paper, we have restricted ourselves to independent and identically distributed (IID) data, while most literature on conformal prediction only requires exchangeable data. It is unclear to us if the methods in this paper extend readily to exchangeable data. Another interesting direction is to extend the methods to covariate shift data, which was embedded into a missing data framework with IID observations in [Yang et al. \(2022\)](#). We believe that the methods described extend to this setting.

References

- Barber, R. F., Candes, E. J., Ramdas, A., and Tibshirani, R. J. (2022). Conformal prediction beyond exchangeability. *arXiv preprint arXiv:2202.13415*.
- Berk, R., Brown, L., Buja, A., Zhang, K., and Zhao, L. (2013). Valid post-selection inference. *The Annals of Statistics*, pages 802–837.
- Berk, R. H. and Jones, D. H. (1979). Goodness-of-fit test statistics that dominate the kolmogorov statistics. *Zeitschrift für Wahrscheinlichkeitstheorie und verwandte Gebiete*, 47(1):47–59.
- Bhatnagar, A., Wang, H., Xiong, C., and Bai, Y. (2023). Improved online conformal prediction via strongly adaptive online learning. *arXiv preprint arXiv:2302.07869*.
- Breiman, L. (2001). Random forests. *Machine learning*, 45:5–32.
- Cam, L. L. (1960). An approximation theorem for the Poisson binomial distribution. *Pacific Journal of Mathematics*, 10(4):1181 – 1197.
- Candès, E., Lei, L., and Ren, Z. (2023). Conformalized survival analysis. *Journal of the Royal Statistical Society Series B: Statistical Methodology*, 85(1):24–45.
- Cauchois, M., Gupta, S., and Duchi, J. (2020). Knowing what you know: valid and validated confidence sets in multiclass and multilabel prediction. *arXiv preprint arXiv:2004.10181*.
- Chernozhukov, V., Wüthrich, K., and Zhu, Y. (2021). Distributional conformal prediction. *Proceedings of the National Academy of Sciences*, 118(48):e2107794118.
- Choi, Y., Taylor, J., and Tibshirani, R. (2017). Selecting the number of principal components: Estimation of the true rank of a noisy matrix. *The Annals of Statistics*, pages 2590–2617.
- Dümbgen, L. (1998). New goodness-of-fit tests and their application to nonparametric confidence sets. *Annals of statistics*, pages 288–314.
- Dümbgen, L. and Wellner, J. A. (2014). Confidence bands for distribution functions: A new look at the law of the iterated logarithm. *preprint*.

- Dvoretzky, A., Kiefer, J., and Wolfowitz, J. (1956). Asymptotic minimax character of the sample distribution function and of the classical multinomial estimator. *The Annals of Mathematical Statistics*, pages 642–669.
- Foygel Barber, R., Candès, E. J., Ramdas, A., and Tibshirani, R. J. (2021). The limits of distribution-free conditional predictive inference. *Information and Inference: A Journal of the IMA*, 10(2):455–482.
- Gibbs, I. and Candès, E. (2021). Adaptive conformal inference under distribution shift. *Advances in Neural Information Processing Systems*, 34:1660–1672.
- Gibbs, I. and Candès, E. (2022). Conformal inference for online prediction with arbitrary distribution shifts. *arXiv preprint arXiv:2208.08401*.
- Gui, Y., Hore, R., Ren, Z., and Barber, R. F. (2022). Conformalized survival analysis with adaptive cutoffs. *arXiv preprint arXiv:2211.01227*.
- Guttman, I. (1967). Statistical tolerance regions. *Classical and Bayesian*.
- Henzi, A. and Dümbgen, L. (2023). Some new inequalities for beta distributions. *Statistics & Probability Letters*, page 109783.
- Hyun, S., G’Sell, M., and Tibshirani, R. J. (2016). Exact post-selection inference for changepoint detection and other generalized lasso problems. *arXiv preprint arXiv:1606.03552*.
- Jager, L. and Wellner, J. A. (2007). Goodness-of-fit tests via phi-divergences. *The Annals of Statistics*, 35(5).
- Kim, J., Shin, J., Rinaldo, A., and Wasserman, L. (2019). Uniform convergence rate of the kernel density estimator adaptive to intrinsic volume dimension. In *International Conference on Machine Learning*, pages 3398–3407. PMLR.
- Kivaranovic, D., Johnson, K. D., and Leeb, H. (2020). Adaptive, distribution-free prediction intervals for deep networks. In *International Conference on Artificial Intelligence and Statistics*, pages 4346–4356. PMLR.
- Krishnamoorthy, K. and Mathew, T. (2009). *Statistical tolerance regions: theory, applications, and computation*. John Wiley & Sons.
- Kuchibhotla, A. K. and Berk, R. A. (2023). Nested conformal prediction sets for classification with applications to probation data. *The Annals of Applied Statistics*, 17(1):761–785.
- Lei, J., G’Sell, M., Rinaldo, A., Tibshirani, R. J., and Wasserman, L. (2018). Distribution-free predictive inference for regression. *Journal of the American Statistical Association*, 113(523):1094–1111.
- Lei, J., Robins, J., and Wasserman, L. (2013). Distribution-free prediction sets. *Journal of the American Statistical Association*, 108(501):278–287.
- Lei, L. and Candès, E. J. (2021). Conformal inference of counterfactuals and individual treatment effects. *Journal of the Royal Statistical Society Series B: Statistical Methodology*, 83(5):911–938.
- Li, H., Munk, A., Sieling, H., and Walther, G. (2020). The essential histogram. *Biometrika*, 107(2):347–364.

- Lunde, R., Levina, E., and Zhu, J. (2023). Conformal prediction for network-assisted regression. *arXiv preprint arXiv:2302.10095*.
- Massart, P. (1990). The tight constant in the dvoretzky-kiefer-wolfowitz inequality. *The annals of Probability*, pages 1269–1283.
- Meinshausen, N. and Ridgeway, G. (2006). Quantile regression forests. *Journal of machine learning research*, 7(6).
- Olshen, R. A. (1973). The conditional level of the f—test. *Journal of the American Statistical Association*, 68(343):692–698.
- Owen, A. B. (1995). Nonparametric likelihood confidence bands for a distribution function. *Journal of the American Statistical Association*, 90(430):516–521.
- Prokhorov, Y. V. (1953). Asymptotic behavior of the binomial distribution. *Uspekhi Matematicheskikh Nauk*, 8(3):135–142.
- Rivera, C. and Walther, G. (2013). Optimal detection of a jump in the intensity of a poisson process or in a density with likelihood ratio statistics. *Scandinavian Journal of Statistics*, 40(4):752–769.
- Romano, Y., Patterson, E., and Candès, E. (2019). Conformalized quantile regression. *Advances in neural information processing systems*, 32.
- Romano, Y., Sesia, M., and Candès, E. (2020). Classification with valid and adaptive coverage. *Advances in Neural Information Processing Systems*, 33:3581–3591.
- Sesia, M. and Candès, E. J. (2020). A comparison of some conformal quantile regression methods. *Stat*, 9(1):e261.
- Tibshirani, R. J., Foygel Barber, R., Candès, E., and Ramdas, A. (2019). Conformal prediction under covariate shift. *Advances in neural information processing systems*, 32.
- Valiant, L. G. (1984). A theory of the learnable. *Communications of the ACM*, 27(11):1134–1142.
- Vovk, V. (2012). Conditional validity of inductive conformal predictors. In *Asian conference on machine learning*, pages 475–490. PMLR.
- Vovk, V., Gammerman, A., and Saunders, C. (1999). Machine-learning applications of algorithmic randomness. In *Proceedings of the Sixteenth International Conference on Machine Learning, ICML ’99*, page 444–453, San Francisco, CA, USA. Morgan Kaufmann Publishers Inc.
- Xiao, H., Rasul, K., and Vollgraf, R. (2017). Fashion-mnist: a novel image dataset for benchmarking machine learning algorithms. *arXiv preprint arXiv:1708.07747*.
- Xu, C. and Xie, Y. (2021). Conformal prediction interval for dynamic time-series. In *International Conference on Machine Learning*, pages 11559–11569. PMLR.
- Yang, Y., Kuchibhotla, A. K., and Tchetgen, E. T. (2022). Doubly robust calibration of prediction sets under covariate shift. *arXiv preprint arXiv:2203.01761*.
- Zaffran, M., Féron, O., Goude, Y., Josse, J., and Dieuleveut, A. (2022). Adaptive conformal predictions for time series. In *International Conference on Machine Learning*, pages 25834–25866. PMLR.

A Proofs

Proof of Theorem 3.1

Proof. Let F be the CDF of $s(Z)$, then $\text{Cov}_P(\hat{C}_{n,\alpha,\delta}^{\text{DKW}}) = F(\hat{Q}_{n,\alpha,\delta}^{\text{DKW}})$. For $S_i = s(Z_i)$ for $i \in \mathcal{I}_{\text{cal}}$. For simplicity, let $m = |\mathcal{I}_{\text{cal}}|$ and let $S'_1 \leq S'_2 \leq \dots \leq S'_m$ represent the (increasing) order statistics of $\{S_i\}, i \in \mathcal{I}_{\text{cal}}$. BY DKW inequality, we know that

$$\mathbb{P} \left(\hat{F}(S'_j) - \sqrt{\ln(2/\delta)/2m} \leq F(S'_j) \leq \hat{F}(S'_j) + \sqrt{\ln(2/\delta)/2m} \ \forall j \in [m] \right) \geq 1 - \delta.$$

We can reparametrize the function in terms of α . Let $j_\alpha^m = \min\{j : 1 - \alpha \leq \hat{F}(S'_j) - \sqrt{\ln(2/\delta)/2m}\}$. Varying α in $[0, 1]$ will lead to all values of S'_j . And $\alpha \mapsto S'_{j_\alpha^m}$ is a monotonic function. Therefore, we can say that

$$\mathbb{P} \left(\hat{F}(S'_{j_\alpha^m}) - \sqrt{\ln(2/\delta)/2m} \leq F(S'_{j_\alpha^m}) \leq \hat{F}(S'_{j_\alpha^m}) + \sqrt{\ln(2/\delta)/2m} \ \forall \alpha \in [0, 1] \right) \geq 1 - \delta.$$

By definition of j_α^m , we get that $\hat{F}(S'_{j_\alpha^m}) - \sqrt{\ln(2/\delta)/(2m)} \geq 1 - \alpha$ and hence,

$$\mathbb{P} \left(1 - \alpha \leq F(S'_{j_\alpha^m}) \leq \hat{F}(S'_{j_\alpha^m}) + \sqrt{\ln(2/\delta)/(2m)} \right) \geq 1 - \delta.$$

Again by definition of j_α^m , we get $\hat{F}(S'_{j_\alpha^m-1}) < 1 - \alpha + \sqrt{\ln(2/\delta)/(2m)}$, which implies that

$$\begin{aligned} \hat{F}(S'_{j_\alpha^m}) &= \hat{F}(S'_{j_\alpha^m-1}) + \frac{1}{m} \sum_{j=1}^m \mathbf{1}\{S'_j = S'_{j_\alpha^m}\} \\ &\leq 1 - \alpha + \sqrt{\frac{\ln(2/\delta)}{2m}} + \frac{1}{m} \sum_{j=1}^m \mathbf{1}\{S'_j = S'_{j_\alpha^m}\} \\ &\leq 1 - \alpha + \sqrt{\frac{\ln(2/\delta)}{2m}} + \frac{1}{m}, \end{aligned}$$

where the last inequality follows from almost sure distinctness of the non-conformity scores. This gives us that

$$\mathbb{P} \left(1 - \alpha \leq F(S'_{j_\alpha^m}) \leq 1 - \alpha + 2\sqrt{\ln(2/\delta)/2m} + 1/m \ \forall \alpha \in [0, 1] \right) \geq 1 - \delta$$

Now since $\hat{Q}_{n,\alpha,\delta}^{\text{DKW}} = \min \left\{ t : \hat{F}(t) \geq 1 - \alpha + \sqrt{\ln(2/\delta)/2|\mathcal{I}_{\text{cal}}|} \right\} = S'_{j_\alpha^m}$, this proves the result. \square

Proof of Theorem 3.3

Proof. Let F be the CDF of $s(Z)$, then $\text{Cov}_P(\hat{C}_{n,\alpha,\delta}^{\text{DW}}) = F(\hat{Q}_{n,\alpha,\delta}^{\text{DW}})$. For $S_i = s(Z_i)$ for $i \in \mathcal{I}_{\text{cal}}$. For simplicity, let $m = |\mathcal{I}_{\text{cal}}|$ and let $S'_1 < S'_2 < \dots < S'_m$ represent the (increasing) order statistics of $\{S_i\}, i \in \mathcal{I}_{\text{cal}}$. As discussed in Section 3.3, the $\ell_{n,\delta}(S'_j), u_{n,\delta}(S'_j)$ are constructed in such a what that

$$\mathbb{P} \left(\ell_{n,\delta}(S'_j) \leq F(S'_j) \leq u_{n,\delta}(S'_j) \ \forall j \in [m] \right) \geq 1 - \delta$$

Let $\epsilon_{j,\delta}^m = j/(m+1) - L_{j,\delta}^m$. Since the bands are centred around $j/(m+1)$ We can reparametrize the function in terms of α . Let $j_\alpha^m = \min \left\{ j : 1 - \alpha \leq \ell_{n,\delta}(S'_j) \right\}$. Varying α in $[0, 1]$ will lead to all values of S'_j . And $\alpha \rightarrow S'_{j_\alpha^m}$ is a monotonic funtion. Therefore, we can say that

$$\mathbb{P} \left(\ell_{n,\delta}(S'_{j_\alpha^m}) \leq F(S'_{j_\alpha^m}) \leq u_{n,\delta}(S'_{j_\alpha^m}) \quad \forall \alpha \in [0, 1] \right) \geq 1 - \delta$$

Since j_α^m is defined as a minimum, we conclude that $1 - \alpha \leq \ell_{n,\delta}(S'_{j_\alpha^m})$ and $\ell_{n,\delta}(S'_{j_\alpha^m-1}) > 1 - \alpha$. By construction of the bands, $j/(m+1) \in [\ell_{n,\delta}(S'_j), u_{n,\delta}(S'_j)]$, giving us that

$$\begin{aligned} u_{n,\delta}(S'_{j-1}) &\geq (j-1)/(m+1), \quad \ell_{n,\delta}(S'_j) \leq j/(m+1) \\ \implies \ell_{n,\delta}(S'_j) &\leq u_{n,\delta}(S'_{j-1}) + 1/(m+1) \\ \implies u_{n,\delta}(S'_j) &\leq \ell_{n,\delta}(S'_{j-1}) + u_{n,\delta}(S'_j) - \ell_{n,\delta}(S'_j) + u_{n,\delta}(S'_{j-1}) - \ell_{n,\delta}(S'_{j-1}) + 1/(m+1) \\ \implies u_{n,\delta}(S'_j) &\leq \ell_{n,\delta}(S'_{j-1}) + u_{n,\delta}(S'_j) - \ell_{n,\delta}(S'_j) + u_{n,\delta}(S'_{j-1}) - \ell_{n,\delta}(S'_{j-1}) + 1/(m+1) \\ \implies u_{n,\delta}(S'_{j_\alpha^m}) &\leq 1 - \alpha + w_{j_\alpha^m,\delta}^n + w_{j_\alpha^m-1,\delta}^n + 1/(m+1) \end{aligned}$$

where $w_{j,\delta}^n = u_{n,\delta}(S'_j) - \ell_{n,\delta}(S'_j)$.

This gives us that

$$\mathbb{P} \left(1 - \alpha \leq F(S'_{j_\alpha^m}) \leq 1 - \alpha + w_{j_\alpha^m,\delta}^n + w_{j_\alpha^m-1,\delta}^n + 1/(m+1) \quad \forall \alpha \in [0, 1] \right) \geq 1 - \delta$$

Now since $\hat{Q}_{n,\alpha,\delta}^{\text{DW}} = \min\{t : \ell_{n,\delta}(t) \geq 1 - \alpha\} = S'_{j_\alpha^m}$, this gives us the result as stated.

$$\mathbb{P} \left(1 - \alpha \leq \text{Cov}_P(\hat{C}_{n,\alpha,\delta}^{\text{DW}}) \leq 1 - \alpha + w_{j_\alpha^m,\delta}^n + w_{j_\alpha^m-1,\delta}^n + 1/(m+1) \quad \forall \alpha \in [0, 1] \right) \geq 1 - \delta$$

□

Proof of Theorem 3.2

Proof. Let F be the CDF of $s(Z)$, then $\text{Cov}_P(\hat{C}_{n,\alpha,\delta}^{\text{DKW}}) = F(\hat{Q}_{n,\alpha,\delta}^{\text{DKW}})$. For $S_i = s(Z_i)$ for $i \in \mathcal{I}_{\text{cal}}$. For simplicity, let $m = |\mathcal{I}_{\text{cal}}|$ and let $S'_1 \leq S'_2 \leq \dots \leq S'_m$ represent the (increasing) order statistics of $\{S_i\}, i \in \mathcal{I}_{\text{cal}}$. Let $\epsilon_\delta^m = \sqrt{\ln(2/\delta)/2m}$, then

$$\hat{Q}_{n,\alpha,\delta}^{\text{DKW}} = S'_{j_\alpha^m} \text{ where } j_\alpha^m = \min\{j : (j/m) \geq 1 - \alpha + \epsilon_\delta^m\}$$

Since j_α^m is defined as a minimum, we conclude

$$1 - \alpha + \epsilon_\delta^m \leq \frac{j_\alpha^m}{m} \leq 1 - \alpha + \epsilon_\delta^m + \frac{1}{m}$$

Now given this form of the quantile in terms of S'_i , we can write the following equivalence.

$$\mathbb{P} \left(\text{Cov}_P(\hat{C}_{n,\alpha,\delta}^{\text{DKW}}) \geq 1 - \alpha \right) = \mathbb{P} \left(F(S'_{j_\alpha^m}) \geq 1 - \alpha \right)$$

Because the distribution of the non-conformity scores is continuous, $F(S'_{j_\alpha^m})$ is identically distributed as j_α^m -th order statistic of m IID standard uniform random variables. This implies that $F(S'_{j_\alpha^m}) \sim \text{Beta}(j_\alpha^m, m - j_\alpha^m + 1)$. Corollary 8 of [Henzi and Dümbgen \(2023\)](#), for any $X \sim \text{Beta}(a, b)$ and $x \in [0, p_l]$ where $p_l = a/(a+b-1)$

$$\mathbb{P}(X \leq x) \leq \exp \left(-\frac{(a+b-1)(x-p_l)^2}{2(2x/3 + p_l/3)(1-2x/3 - p_l/3)} \right), \quad (6)$$

Taking $a = j_\alpha^m$ and $b = m - j_\alpha^m + 1$, we get $p_l = j_\alpha/m$. We take $x = 1 - \alpha$. By choice of j_α^m , we know that $1 - \alpha + \epsilon_\delta^m \leq j_\alpha^m/m \leq 1 - \alpha + \epsilon_\delta^m + 1/m$, thus satisfying the condition required for (6). Thus,

$$\mathbb{P}\left(F\left(S'_{j_\alpha^m}\right) \leq 1 - \alpha\right) \leq \exp\left(-\frac{m(1 - \alpha - j_\alpha^m/m)^2}{2(2(1 - \alpha)/3 + j_\alpha^m/(3m))(1 - 2(1 - \alpha)/3 - j_\alpha^m/(3m))}\right)$$

We now look at the term inside the exponential. Let $\Delta_m^{\text{DKW}} = \epsilon_\delta^m/3 + 1/(3m)$

- **Denominator:** $2(1 - \alpha)/3 + j_\alpha^m/(3m) \in [1 - \alpha, j_\alpha/m] \subset [1 - \alpha, 1 - \alpha + \Delta_m^{\text{DKW}}]$, and we can say that

$$\begin{aligned} & 2(2(1 - \alpha)/3 + j_\alpha^m/(3m))(1 - 2(1 - \alpha)/3 - j_\alpha^m/(3m)) \\ & \leq \begin{cases} 2\alpha(1 - \alpha) & \alpha < 1/2 \\ 2(\alpha - \Delta_m^{\text{DKW}})(1 - \alpha + \Delta_m^{\text{DKW}}) & \alpha > 1/2 + \Delta_m^{\text{DKW}} \\ 1/2 & \alpha \in [1/2, 1/2 + \Delta_m^{\text{DKW}}] \end{cases} \end{aligned}$$

- **Numerator:** $m(1 - \alpha - j_\alpha^m/m)^2 \geq (\epsilon_\delta^m)^2 = \ln(2/\delta)/2m$

This gives the final bound

$$\mathbb{P}\left(F\left(S'_{j_\alpha^m}\right) \leq 1 - \alpha\right) \leq \begin{cases} (\delta/2)^{(4\alpha(1-\alpha))^{-1}} & \alpha < 1/2 \\ (\delta/2)^{(4(\alpha - \Delta_m^{\text{DKW}})(1 - \alpha + \Delta_m^{\text{DKW}}))^{-1}} & \alpha > 1/2 + \Delta_m^{\text{DKW}} \\ \delta/2 & \alpha \in [1/2, 1/2 + \Delta_m^{\text{DKW}}] \end{cases}$$

Noting $\mathbb{P}\left(\text{Cov}_P(\hat{C}_{n,\alpha,\delta}^{\text{DKW}}) \geq 1 - \alpha\right) = 1 - \mathbb{P}\left(F(S'_{j_\alpha^m}) < 1 - \alpha\right)$, we obtain the result. \square

Proof of Theorem 3.4

Proof. Let F be the CDF of $s(Z)$, then $\text{Cov}_P(\hat{C}_{n,\alpha,\delta}^{\text{DW}}) = F(\hat{Q}_{n,\alpha,\delta}^{\text{DW}})$. For $S_i = s(Z_i)$ for $i \in \mathcal{I}_{\text{cal}}$. For simplicity, let $m = |\mathcal{I}_{\text{cal}}|$ and let $S'_1 \leq S'_2 \leq \dots \leq S'_m$ represent the (increasing) order statistics of $\{S_i\}, i \in \mathcal{I}_{\text{cal}}$. Let $\epsilon_{j,\delta}^m = j/(m+1) - L_{j,\delta}^m$, then

$$\hat{Q}_{n,\alpha,\delta}^{\text{DW}} = S'_{(j_\alpha^m)} \text{ where } j_\alpha^m = \min\{j : j/(m+1) \geq 1 - \alpha + \epsilon_{j,\delta}^m\}$$

Since j_α^m is defined by a minima, we can say that

$$1 - \alpha + \epsilon_{j_\alpha^m,\delta}^m \leq \frac{j_\alpha^m}{m+1} \leq 1 - \alpha + \epsilon_{j_\alpha^m-1,\delta}^m + \frac{1}{m+1}$$

Now given this form of the quantile in terms of S'_i , we can write the following equivalence.

$$\mathbb{P}\left(\text{Cov}_P\left(\hat{C}_{n,\alpha,\delta}^{\text{DW}}\right) \geq 1 - \alpha\right) = \mathbb{P}\left(F\left(S'_{j_\alpha^m}\right) \geq 1 - \alpha\right)$$

As in the proof of Theorem 3.2, we know $F(S'_{j_\alpha^m}) \sim \text{Beta}(j_\alpha^m, m - j_\alpha^m + 1)$. Proposition 2.1 of [Dümbgen \(1998\)](#), for any $X \sim \text{Beta}(a, b)$ and $x \in [0, p]$ where $p = a/(a+b)$

$$\mathbb{P}(X \leq x) \leq \exp(-(a+b)K(p, x))$$

We get $p = j_\alpha/m + 1$ and take x can be set to $1 - \alpha$. We use the definition of j_α as follows

$$\begin{aligned} 1 - \alpha &\leq L_{j_\alpha, \delta}^m \\ \implies (m+1)K\left(\frac{j_\alpha}{m+1}, 1 - \alpha\right) &> C_\nu\left(\frac{j_\alpha}{m+1}\right) + \kappa_m^{\text{DW}}(\delta). \end{aligned}$$

We know that $j_\alpha/(m+1) \in [1 - \alpha, 1 - \alpha + \epsilon_{j_\alpha^m - 1, \delta}^m + 1/(m+1)]$. Let $\Delta_m^{\text{DW}} = \max_{j \in [m]} \epsilon_{j, \delta}^m + 1/(m+1)$, we get the following lower bound.

$$(m+1)K\left(\frac{j_\alpha}{m+1}, 1 - \alpha\right) > \begin{cases} C_\nu(1 - \alpha) + \kappa_m^{\text{DW}}(\delta) & \alpha < 1/2 \\ C_\nu(1 - \alpha + \Delta_m^{\text{DW}}) + \kappa_m^{\text{DW}}(\delta) & \alpha > 1/2 + \Delta_m^{\text{DW}} \\ \kappa_m^{\text{DW}}(\delta) & \alpha \in [1/2, 1/2 + \Delta_m^{\text{DW}}] \end{cases}$$

This gives us the final bound.

$$\mathbb{P}\left(F\left(S'_{j_\alpha^m}\right) \leq 1 - \alpha\right) \leq \begin{cases} \exp(-C_\nu(1 - \alpha) - \kappa_m^{\text{DW}}) & \alpha < 1/2 \\ \exp(-C_\nu(1 - \alpha + \Delta_m^{\text{DW}}) - \kappa_m^{\text{DW}}) & \alpha > 1/2 + \Delta_m^{\text{DW}} \\ \exp(-\kappa_m^{\text{DW}}) & \alpha \in [1/2, 1/2 + \Delta_m^{\text{DW}}] \end{cases}$$

□