

EdgeDS: Data Spaces enabled Multi-access Edge Computing

Ioannis Kalogeropoulos, Maria Eleftheria Vlontzou,
Nikos Psaromanolakis, Eleni Zarogianni, Vasileios Theodorou
Intracom Telecom, Greece

Email: {ikalogerop, mevlon, nikpsarom, ezarog, theovas}@intracom-telecom.com

Abstract—The potential of Edge Computing technologies is yet to be exploited for multi-domain, multi-party data-driven systems. One aspect that needs to be tackled for the realization of envisioned open edge Ecosystems, is the secure and trusted exchange of data services among diverse stakeholders. In this work, we present a novel approach for integrating mechanisms for trustworthy and sovereign data exchange, into Multi-access Edge Computing (MEC) environments. To this end, we introduce an architecture that extends the ETSI MEC Architectural Framework with artifacts from the International Data Spaces Reference Architecture Model, accompanied by processes that automatically enrich Edge Computing applications with data space capabilities in an as-a-service paradigm. To validate our approach, we implement an open-source prototype solution and we conduct experiments that showcase its functionality and scalability. To our knowledge, this is one of the first concrete architectural specifications for enabling data space features in MEC systems.

I. INTRODUCTION

Edge Computing, i.e., the Cloud Computing paradigm that brings data processing and data storage in close proximity to—or directly on—the “edge” network nodes of data providers and end users, is increasingly gaining traction. The promise of support for next-generation decentralized applications and services through unprecedented optimizations in delays and bandwidth usage, has already established Edge Computing as a fundamental pillar of the 5G ecosystem, and nowadays is being recognized, accompanied with Artificial Intelligence, as a key enabler for future 6G networks.

At the same time, applications are becoming more distributed in nature and the value chain of data services is crossing multiple administrative and business domains to offer competitive advantages to data-driven ecosystem stakeholders. The communications and infrastructures domains appear to follow this trend, by opting for more open and interoperable distributed architectures that can minimize CapEx and OpEx costs and catalyze the rollout and evolution of advanced modern services. Open Radio Access Network (Open RAN) and Service Based Architecture (SBA) of the mobile core are characteristic examples of this new model in the telecommunications domain, indicating that the management, automation and optimization of network and application services will shortly not be performed within isolated administrative environments, but rather in a synergistic operation of collaborating systems.

To showcase the benefits of data-driven collaboration across systems and actors, we employ a motivating use-case example from the Autonomous Driving domain, as illustrated in Fig. 1. We envision different scenarios for autonomous,

connected vehicles on a highway, which are powered with advanced safety, traffic-routing and other features delivered by the enactment of data service ecosystems. For instance, we consider the ‘see-through’ case of a vehicle with an intention to overtake a track and is being temporarily provided access to a video stream of a car, equipped with a camera, preceding that track. Similar scenarios are applicable, such as the ‘platooning’ of vehicles that can drive in a group-like coordinated manner, sharing sensing information, and the exchange of safety or traffic alerts among vehicles on the highway. A particularly interesting aspect among those scenarios is the heterogeneity of provided manufacturer technologies, the connectivity modes (e.g., cellular vehicle-to-infrastructure (V2I) connectivity via gNodeBs or access through road-side units (RSU) by the highway operator), the data application providers and operators, the various tiers of distributed applications (e.g., client tier – MEC tier – backend tier) as well as the co-existence of legacy, non-connected vehicles to the highway.

In an attempt to encompass such use cases of interaction at the Network Edge, the ETSI Multi-access Edge Computing (MEC) ISG has introduced a comprehensive Architectural Framework[1] that facilitates not only the life-cycle management of applications (i.e., MEC Applications) that are running on virtualization Edge infrastructures, but also the creation of an ecosystem for the exchange of Edge Services among MEC Applications. Despite a clear definition of functional blocks and workflows for the establishment of service exchange mechanisms, this framework is by-design application-agnostic and does not specify in detail the security and authentication primitives that would allow cross-domain, multi-party collaboration between edge actors. Nevertheless, we argue that the establishment of trustworthy, secure and data-resource-aware data exchange between MEC Applications is pivotal to the opening of fragmented edge computing environments and to unleashing the potential of open, decentralized architectures.

Recently, several “Data Space” initiatives have emerged, specifically focused on the definition standards and procedures to ensure the reliable, trustworthy and sovereign exchange of data services, across organizational boundaries, using well-defined, open interfaces. Although the added value of enhanced data security in Edge Computing Industry 4.0 applications is well identified [2], straightforward and practical instructions of how such merging of paradigms should take place are still missing.

In this work, we take an important step of incorporating Data Spaces features as native services in MEC systems. To this end, we propose an extension of the ETSI MEC architecture, by introducing an “IDS-Connector-as-a-service”

B. MEC Architectural Framework

Multi-Access Edge Computing (MEC), as proposed by ETSI [1], is a highly promising framework that paves the way towards satisfying ultra low-latency requirements, as well as, providing rich computing environment for value-added services closer to end-users. Specifically, MEC enables the implementation of MEC applications as software-only entities, existing on top of a Virtualisation infrastructure, which is located on or close to the network edge. This framework defines a reference architecture comprised of various entities, acting at a system-, host- and network-level, remaining however generic enough to allow for the development of extensions.

The core functionalities of the MEC architecture are realized at the MEC-host level, which contains the MEC platform and a Virtualisation infrastructure, which provides computing, storage and network resources for the MEC applications. The MEC Platform provides an environment, where MEC applications can discover, advertise, consume and offer MEC services, while maintaining responsibility for receiving various traffic rules and DNS. Furthermore, the MEC Platform is responsible for offering its own MEC services, regarding the management of MEC Applications services and location information about the registered Applications, Zones and Access Points, etc. Moreover, MEC applications exist as Virtualised applications on top of the Virtualisation infrastructure provided by the MEC host and are able to communicate with other applications towards consuming or providing services.

The process of discovering and utilizing a MEC service by a MEC App is well defined. Specifically, MEC Applications perform *availability queries* to the MEC Platform and receive a list of all the available MEC services, along with the necessary information required for their consumption. Subsequently, each MEC App possesses the exposed APIs for the desired MEC service and can access the data provided by that service.

Several works [8] have proposed extensions of the MEC architecture with complementary technologies and architectures (by modifying or adding new entities or reference points), such as Network Functions Virtualization (NFV)[10], Software Defined Networking (SDN), and Cloud-Radio Access Network (C-RAN)[9], thus expanding MEC capabilities for improved traffic management, task offloading and resource orchestration and virtualization across edge nodes, among others.

C. Data Spaces “on the Edge”

Several studies have explored the idea of incorporating data spaces to edge computing architectures, however, to the best of our knowledge, none has gone thus far as to implement them in practice and even utilize a specific reference architecture, such as IDS [4]. Trakadas et al. [11] proposed a decentralized hybrid cloud MEC architecture and highlighted key challenges that emerge in hybrid clouds for data-intensive Internet of Things (IoT) applications, such as issues in privacy and security, which on a conceptualization level proposed to be tackled by utilizing data spaces, to ensure secure and trusted data exchange and provide distributed identity management. Zeiner et al. [12] highlighted the need for data sharing mechanisms between neighboring edge servers and proposed the concept of time-aware data spaces, as a computing unit for collecting and analyzing data, while also ensuring the validity of the data. Sun et al. [13] designed an IoT data sharing privacy-preserving model that is based on the edge computing service, and establishes the virtual data management service, by using

a data space layer for the acquisition, query and analysis of data, which are physically distributed in multiple systems.

Although the aforementioned approaches highlight the advantages of incorporating Data Space functionalities on edge platforms, there is no other specific architectural framework or detailed workflows proposed to indicate how this could be realized. Furthermore, none of these approaches propose the integration of specific Data Space frameworks, such as the IDS or reference Edge architectures, such as ETSI MEC. The key contribution of this work is the integration of IDS into the MEC Architecture and the use of the IDS Connector component for the communication and data exchange among MEC Applications or the MEC Platform by proposing the concept of the IDS Connector-as-a-Service. With this new functionality, MEC hosts can provide a trusted and secure data sharing environment among the MEC Applications or MEC Platform, where data sovereignty is preserved, by enabling the attachment of strictly defined, uniform access restrictions to the data.

III. THE EDGEDS APPROACH

A. Architecture

In this work, we suggest the integration of Data Spaces concepts with MEC to exploit on the secure and trustworthy data sharing mechanisms. Our introduced architecture is depicted in Fig. 2, where extensions to the original ETSI MEC Architecture are denoted as additional components with highlighted (green) background. Specifically, as shown in Fig. 2, each MEC Application (MEC App) can act as a data provider/consumer, in accordance with IDS roles distinction. By introducing the concept of *IDS Connector-as-a-Service* among the functionalities provided by the MEC Platform, each application is capable of obtaining its own connector—which exists within the MEC Platform as a MEC Platform-offered service instance—and exchange data with any application that has a registered connector inside or outside the MEC host.

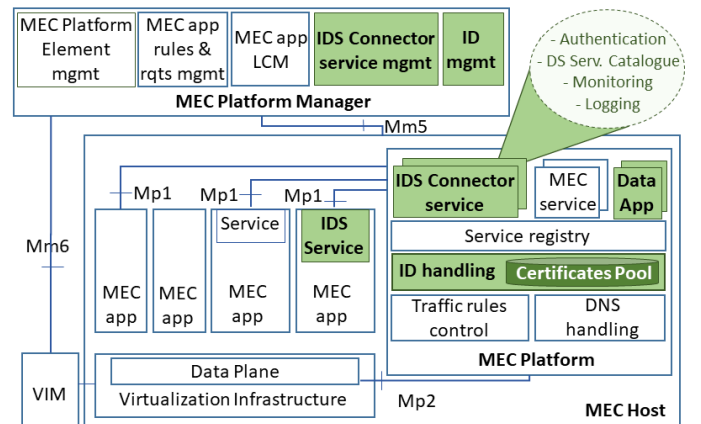


Fig. 2: Extension of ETSI MEC Architectural Framework with Data Spaces Enablement.

The desired architecture is able to guarantee the secure transfer of data between two applications, respecting IDS-defined constraints, regardless of the type of devices or the network these devices are connected to. Hence, six distinct use cases exist that can be defined, depending on the type of entities that participate in the data exchange scheme, as well

as their location, relative to a MEC Host. In particular, the proposed architecture supports the consumption of data services between the MEC Platform and a MEC Application or between two MEC Applications, while any of those exchanging parties can belong in the same or different MEC Host(s). Moreover, data exchange between an External App and a MEC Platform or a MEC Application is also supported.

The integration of IDS policies inside the MEC architecture paves the ground for a straightforward exchange of data between any of the two aforementioned entities. As proposed both in MEC and IDS architectures, a list (catalog) of the registered data services is made available. Specifically, the former defines a list of the available services provided by each MEC Application, while the latter proposes one or more catalogues of the available data resources within each connector. Keeping in line with both approaches, a list of all the available MEC Services that are not IDS enabled is reserved, along with all the connectors (i.e., connector service instances) present within the MEC Host. This approach supports the concept of Connector-as-a-Service, providing to MEC Applications an interface of the connectors similar with the one of the regular MEC services. Additionally, the information relevant to the data provided through the connectors is accessible within each connector's catalogue(s).

Furthermore, the proposed integration of IDS into the MEC architecture enables the incorporation of specific IDS-certified *Data Apps* to the MEC Platform. These applications can be regarded as data processing services (Extract-Transform-Load (ETL), Analytics, ML models, etc), which can be used in the data exchange workflow and are either offered by the Provider's, the Consumer's or third-party IDS Connectors. Data Apps are made available to the MEC Platform, by being registered at a specific IDS component (App Store) within the MEC Platform Service Registry. This allows for data interactions between MEC Applications, focusing on the exchange of data processing results. For instance, with respect to the example from the Autonomous Driving domain described in Section 1, an Object Detection IDS-certified Data App could be offered by a third-party in the MEC Platform, enabling a MEC Application to send certain image frames and another MEC Application to retrieve the detected objects from those images, rather than the images themselves. Apart from offering rich data processing utilities at the Edge, data apps provide also an additional means of privacy-preservation, since they enable the exchange of data processing output and aggregated data, instead of exchanging raw datasets among MEC Apps.

In the scenario of two MEC Applications exchanging data, we denote as MEC App2 the application that attempts to receive data and as MEC App1 the one that provides the desired data. After the completion of instantiation for both applications and the assignment of a certified IDS connector to each of them (more details in Subsection III-B below), the connectors' information are made available through the MEC Platform's relevant API for service discovery and availability. While data services that are not IDS enabled are registered directly on the MEC Platform, MEC App1 registers the data resources it provides on its own connector. In order to consume the desired data services, MEC App2 receives the information of MEC App1's connector. Subsequently, MEC App2 performs a request to its own connector, encapsulating the information of the other connector, along with the identifiers of the targeted

resources. Finally, if the rule policies attached to the contract of the requested resource clear the request, then data transfer from the provider to the consumer is followed as defined by IDS.

Regarding the other use cases, in the scenario of a MEC Application consuming data services from the MEC Platform of its own host, the process is the same as above, since the application is able to discover Platform's services through the same APIs, while the relevant connectors will be located within the same host. The process to be followed, however, when the two parties of the transfer belong to a different MEC Host, needs to be extended so that both can access the information regarding the relevant connectors. In particular, as proposed by ETSI [1] they should be able to communicate through the Reference Point Mp3, which is reserved for accessing other MEC Hosts.

Towards incorporating the concept of Dataspaces and taking advantage of their features, we adopt the current version of IDS reference architecture as proposed by the IDSA, because it is generic enough to encompass diverse scenarios. Moreover, the placement of each connector within the MEC Platform is motivated by the need of restricting them in a controlled environment of well-defined security and available resources. By offering the Connector-as-a-Service feature, we automatically augment MEC Applications with Dataspace capabilities, refraining from imposing on them any data-spaces-related extension requirements.

B. MEC Platform Automation Mechanisms

While the life-cycle management (LCM) of data spaces-enabling services, such as IDS connectors, into the Edge Cloud continuum, is quite challenging and toilsome, and also requires continuous interaction with different orchestration and management entities, this work offers automation into the context of composition, deployment, activation, authentication and authorization, as well as LCM of those services. Moreover, it also ensures scalability, high availability, and security of the system, through the usage of a MEC Platform Manager, which encapsulates relevant automation features.

To this end, as shown in Fig. 3, through the adoption of the *IDS Connector-as-a-Service* concept, the MEC Platform Manager is capable of composing, deploying, instantiating and managing the MEC Applications and IDS connectors that are running at the Edge, via its *IDS Connector service management component*. To this end, we employ a simple high-level extension to the MEC Information Model (IM), by simply denoting through an optional boolean attribute whether a MEC app shall be data-spaces-enabled, and the rest is handled by our system automatically. In detail, the MEC Platform Manager undertakes a) the optimal deployment of MEC Applications and IDS connectors at the appropriate edge nodes, based on their available resources, b) the registration of IDS connectors as a service into the MEC Platform Service Registry, c) the network configuration and composition, in that it connects an IDS connector with a MEC App if the latter is denoted as data-spaces-enabled, and d) the assignment of a certificate to each IDS connector, during its instantiation, derived from a pool of available certificates that exist within the MEC Platform, as determined in IDS security strategic requirements analyzed in section II. For the latter functionality, we assume that each MEC Host is equipped with a set of pre-accredited certificates, as an output of relevant actions

performed by the *ID management* component of the *MEC Platform Manager*, upon its interactions with centralized or distributed authorization entities. Apart from the LCM automation of those services and Applications, the MEC Platform is responsible for handling all necessary actions for the successful and efficient termination of a MEC App and its associated IDS connector. Hence, the termination step also includes the de-registration of the IDS connector service from the MEC Platform Service Registry, and the release of the associated certificate back to the certification pool.

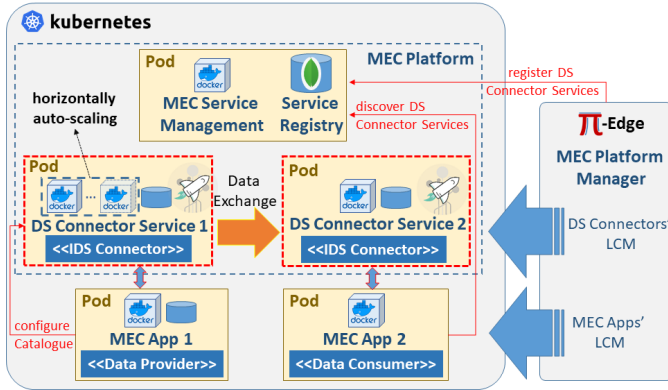


Fig. 3: Experimental Setup.

IV. EVALUATION

Our prototype implementation of the proposed architecture is depicted in Fig. 3 and it included the integration of IDS architecture, implemented by Fraunhofer², together with a MEC Platform realisation and π -Edge, that was first introduced in [14], both implemented from scratch. Specifically, the latter is an orchestration and management platform for automating the LCM of Platform as a Service (PaaS) functions at the edge. Moreover, its functionalities were used to instantiate and register the MEC Applications and the connectors. Besides the above technologies, Docker was used to containerize each module, and Kubernetes for their deployment. Moreover, π -Edge encompasses an internal MongoDB Database, while each IDS connector has its own PostgreSQL. For our experiments, the Edge infrastructure is comprised of an Intel(R) Xeon(R) Silver 4214 CPU @ 2.20GHz processor and 32 GB RAM. The code used for the implementation is made open and can be found at <https://github.com/jkalogero/EdgeDS>.

For evaluating the proposed architecture, experiments were conducted on transferring data of different sizes, ranging from 1 MB to 150 MB and were inspired from use cases similar to the one depicted in Figure 1. For both experiments, we recorded the time needed for the end-to-end process of instantiating and registering the connectors, creating the IDS resources along with the catalogs, rule policies, contracts and all the necessary IDS entities, fetching the MEC App1' (provider) information, requesting the desired resources, and finally downloading the locally within MEC App2. As a baseline scenario for comparison, we have also conducted the data transfer via direct MEC services.

²<https://github.com/International-Data-Spaces-Association/DataSpaceConnector>

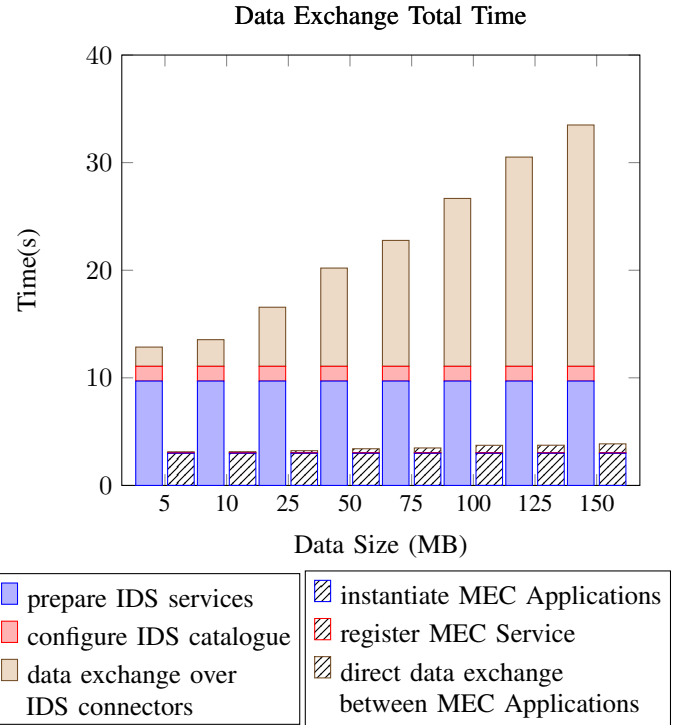


Fig. 4: Data exchange for various data sizes.

As seen in Fig. 4, the total time for a complete data transaction in the case of IDS-enabled MEC applications was greater compared to the MEC applications direct communication scenario. Specifically, the time required for the IDS services preparation step was three times greater than the instantiation time of MEC Applications in the direct MEC App communication scenario.

With regards to the IDS catalogue configuration step, the required time for the IDS enabled scenario was stable independently of the data volume, and equal to 1.37s, whereas in the case of direct MEC App communication, the required time to register the respective MEC service was two orders of magnitude lower, and equal to 0.038s.

Lastly, the data exchange time increased, as a result of the volume of the exchanged data resource, and was also two orders of magnitude greater in the case of IDS enabled MEC Applications, compared to the direct MEC Application data transfer scenario.

In order to conduct a comprehensive analysis of the scalability potential of the proposed architecture, we carried out a series of experiments to evaluate its capacity to manage a substantial volume of traffic, by subjecting the provider to numerous requests for data exchange. By concurrently generating multiple requests for data services from a single data provider, we were able to observe a significant increase in the pod's CPU utilization, as well as in the time required to complete the data exchange.

In order to tackle the aforementioned issue, we utilized the autoscaling feature, supported by the Kubernetes system. Upon conducting the same experiments, we observed the gradual provisioning of multiple additional connector pods to effectively handle the significant workload. Experiments with

various intensive workloads, resulted to successful data transfers with a limited average CPU utilization, while significantly reducing the time required to complete the transfers.

V. DISCUSSION

During our evaluation, we have successfully deployed the integration of our introduced IDS Connector-as-a-Service approach within the MEC Architecture. Completion time of a data exchange process was used as a key performance indicator in our experiments, measuring the management overhead of introducing data space features to the MEC system. Specifically, instantiation time in the IDS Connector-as-a-Service scenario was found to be greater, as it entails the preparation of the two IDS connectors, and their registration to the MEC Platform service registry, on top of the MEC applications deployment. However, this step only takes place once and therefore does not impose any further delay in the data exchange process, in case of existing IDS enabled MEC applications.

In the direct MEC App communication, registration of the MEC service corresponds to the time needed for MEC App1 to register the respective data service to the MEC Platform, whereas for IDS-enabled MEC applications, the configuration time of the IDS catalogue involves the time MEC App1 needs to obtain the service information of Connector 2 from the MEC Platform and use the connector to register the offered data resource's metadata and usage restrictions, which is realized through several API calls. Additional delay could also result from the continuous logging the Connector provides as a live monitoring feature.

In the direct MEC App communication case, data exchange only depends on the time MEC App2 requires to obtain the service information of MEC App1 from the MEC Platform, as well as to request and receive the data directly from MEC App1. However, for the IDS-enabled scenario, this time corresponds to the retrieval of the two Connectors' service information from the MEC Platform by MEC App2 and the time needed to request Connector 2 available data sources, negotiate the contract agreement based on the usage rules attached to the requested data resource and eventually access the data. Further delays could be caused by the fact that downloaded data are locally stored in the Connector's database as a bytestream and are automatically decoded on the API call, as well as by the continuous logging feature of the Connectors, which as mentioned above, enhances security and data sovereignty according to the IDS protocol.

VI. CONCLUSION

In this study, we showcased a novel approach for the integration of IDS Connector components into the ETSI MEC Architecture, in order to address emerging needs for secure, trustworthy and sovereign data exchange. The proposed architecture provides the capability of utilizing and composing Dataspace-enabled MEC Applications, without human involvement.

To corroborate the usability of this proposed framework, we implemented a cloud-native prototypical solution of our architecture and performed an experiment, comprising of a data exchange use case, with varying data sizes, and compared the time needed for a complete data exchange cycle, both in the case of IDS enabled MEC applications and in the direct MEC App communication scenario. Our findings highlight the feasibility and usability of incorporating an IDS Connector-as-

a-Service within a MEC Platform scheme and provide evidence for the scalability potential of such frameworks.

ACKNOWLEDGMENT

This work is part of the European Union's Horizon Europe research and innovation programme under grant agreement No 101057527 (NextGEM) funded by the European Union. Views and opinions expressed are however those of the authors only and do not necessarily reflect those of the European Union. Neither the European Union nor the granting authority can be held responsible for them.

REFERENCES

- [1] ETSI, G. (2019). V2. 1.1: Multi-access edge computing (MEC); Framework and reference architecture. ETSI Group Specification.
- [2] K. Cao, Y. Liu, G. Meng and Q. Sun, "An Overview on Edge Computing Research," in *IEEE Access*, vol. 8, 2020, doi: 10.1109/ACCESS.2020.2991734.
- [3] Franklin, M., Halevy, A., & Maier, D. (2005). From Databases to Dataspace: A New Abstraction for Information Management.
- [4] Otto B., Steinbuss S., Teuscher A., Lohmann S. et al. (2019): IDS Reference Architecture Model (Version 3.0). International Data Spaces Association. <http://doi.org/10.5281/zenodo.5105529>
- [5] Usländer, T., Baumann, M., Boschert, S., Rosen, R., Sauer, O., Stojanovic, L., & Wehrstedt, J. C. (2022). Symbiotic Evolution of Digital Twin Systems and Dataspace. *Automation*, 3(3), 378–399. <https://doi.org/10.3390/automation3030020>
- [6] <https://catena-x.net/en/>
- [7] <https://mobility-dataspace.eu/>
- [8] B. Liang, M. A. Gregory, S. Li., "Multi-access Edge Computing fundamentals, services, enablers and challenges: A complete survey", *Journal of Network and Computer Applications*, Volume 199, 2022, <https://doi.org/10.1016/j.jnca.2021.103308>.
- [9] Pedro Cruz, Nadjib Achir, and Aline Carneiro Viana. 2022. On the Edge of the Deployment: A Survey on Multi-access Edge Computing. *ACM Comput. Surv.* 55, 5, Article 99 (May 2023), 34 pages. <https://doi.org/10.1145/3529758>
- [10] V. Sciancalepore, F. Giust, K. Samdanis and Z. Yousaf, "A double-tier MEC-NFV architecture: Design and optimisation," 2016 IEEE Conference on Standards for Communications and Networking (CSCN), Berlin, Germany, 2016, pp. 1-6, doi: 10.1109/CSCN.2016.7785157.
- [11] Trakadas, P., Nomikos, N., Michailidis, E. T., Zahariadis, T., Facca, F. M., Breitgand, D., Rizou, S., Masip, X., & Gkonis, P. (2019). Hybrid clouds for data-intensive, 5G-enabled IoT applications: An overview, key issues and relevant architecture. *Sensors (Switzerland)*, 19(16). <https://doi.org/10.3390/s19163591>
- [12] Zeiner, H., & Unterberger, R. (2021). Time-aware Data Spaces-A key Computing Unit in the Edge-to-Cloud Continuum. *Proceedings - 2021 International Conference on Future Internet of Things and Cloud, FiCloud 2021*, 250–255. <https://doi.org/10.1109/FiCloud49777.2021.00043>
- [13] Sun, Y., Yin, L., Sun, Z., Tian, Z., & Du, X. (2020). An IoT data sharing privacy preserving scheme. In *IEEE INFOCOM 2020 - IEEE Conference on Computer Communications Workshops (INFOCOM WKSHPS)*.
- [14] A. Lekidis, V. Theodorou, N. Psaromanolakis, C. Guerrero, D. R. Lopez (2021). PiEdge: An Edge-Driven PaaS Model for Network Slicing Automation. In *EuCNC/6G Summit 2021*, IEEE. <https://doi.org/10.1109/EuCNC/6GSummit51104.2021.9482438>
- [15] Xie, J., Qian, C., Guo, D., Li, X., Shi, S., & Chen, H. (2019). Efficient data placement and retrieval services in edge computing. *Proceedings - International Conference on Distributed Computing Systems*, 2019-July, 1029–1039. <https://doi.org/10.1109/ICDCS.2019.00106>