

# Feasibility, Opportunities, and Challenges of Utilizing AI for Collaborative Qualitative Analysis

JIE GAO, Singapore University of Technology and Design, Singapore

KENNY TSU WEI CHOO, Singapore University of Technology and Design, Singapore

JUNMING CAO, Fudan University, China

ROY KA-WEI LEE, Singapore University of Technology and Design, Singapore

SIMON PERRAULT, Singapore University of Technology and Design, Singapore

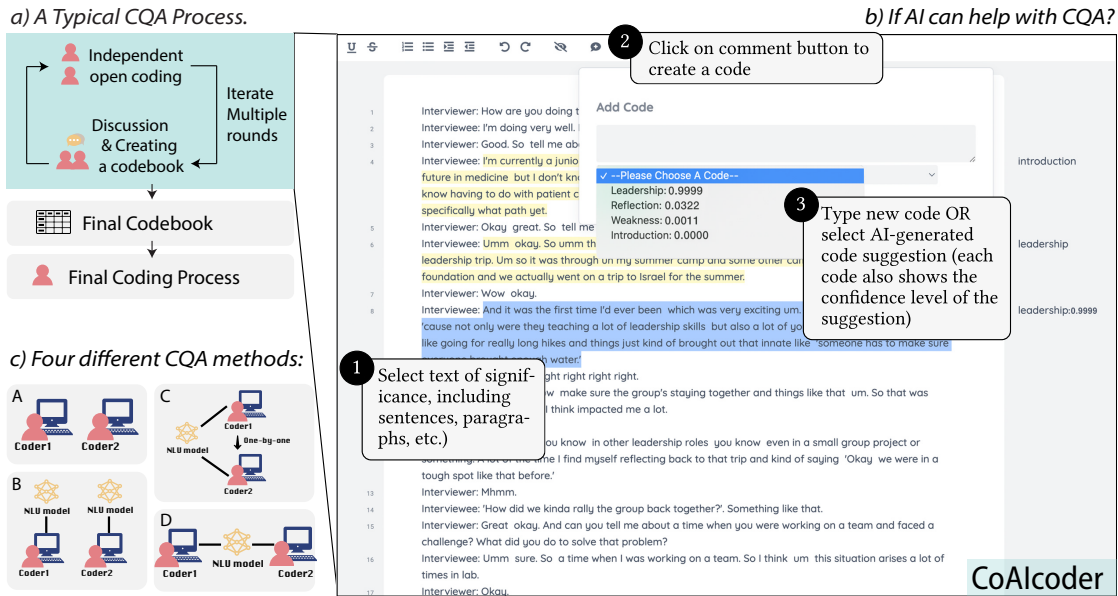


Fig. 1. AI-assisted Collaborative Qualitative Analysis (CQA): a) a description of the typical collaborative qualitative analysis (CQA) process, in which collaboration usually happens in the code development stage: coders add codes independently, and then discuss and create codebook for several rounds until the codes stabilize; b) if AI can help to save time and human labor at this stage? We propose CoAlcoder, a collaborative text editor enhanced with AI code suggestions and their confidence levels; c) as well as four different CQA methods to use CoAlcoder: Condition A: Without AI, Asynchronous, not Shared Model, Condition B: With AI, Asynchronous, not Shared Model, Condition C: With AI, Asynchronous, Shared Model and Condition D: With AI, Synchronous, Shared Model, where With/Without AI means if there is an AI model to assist coders to do coding, Synchronous/Asynchronous means whether two coders do coding simultaneously or not, and Shared/not Shared Model enables coding history of both coders to be compared, grouped, and deduplicated during the coding process.

Authors' addresses: Jie Gao, jie\_gao@mymail.sutd.edu.sg, Singapore University of Technology and Design, Singapore; Kenny Tsu Wei CHOO, Singapore University of Technology and Design, Singapore, kenny@kennychoo.net; Junming Cao, Fudan University, Shanghai, China, 21110240004@m.fudan.edu.cn; Roy Ka-Wei Lee, Singapore University of Technology and Design, Singapore; Simon Perrault, Singapore University of Technology and Design, Singapore, perrault.simon@gmail.com.

Permission to make digital or hard copies of all or part of this work for personal or classroom use is granted without fee provided that copies are not made or distributed for profit or commercial advantage and that copies bear this notice and the full citation on the first page. Copyrights for components of this work owned by others than ACM must be honored. Abstracting with credit is permitted. To copy otherwise, or republish, to post on servers or to redistribute to lists, requires prior specific permission and/or a fee. Request permissions from permissions@acm.org.

Manuscript submitted to ACM

While individual-level AI-assisted analysis has been fairly examined in prior work, AI-assisted *collaborative* qualitative analysis (CQA) remains an under-explored area of research. After identifying CQA behaviors and design opportunities through interviews, we propose our collaborative qualitative coding tool, *CoAlCoder*, and present the results of our studies that examine how AI-assisted CQA can work. We then designed a between-subject design with 32 pairs of novice users to perform CQA across three commonly practiced phases under four collaboration methods. Our results show that *CoAlCoder* (with AI & Shared Model) could potentially improve the coding efficiency of CQA, however, with a potential risk of decreasing the code diversity. We also highlight the relationship between independence level and coding outcome, as well as the trade-off between, on the one hand, Coding Time & IRR, and on the other hand Code Diversity. We lastly identified design implications to inspire the future design of CQA systems.

CCS Concepts: • **Human-centered computing** → **Collaborative and social computing systems and tools**.

Additional Key Words and Phrases: Qualitative Coding, Collaboration, AI-assisted Qualitative Analysis, Code Quality

#### ACM Reference Format:

Jie Gao, Kenny Tsu Wei CHOO, Junming Cao, Roy Ka-Wei Lee, and Simon Perrault. 2023. Feasibility, Opportunities, and Challenges of Utilizing AI for Collaborative Qualitative Analysis. 1, 1 (April 2023), 31 pages. <https://doi.org/10.1145/nnnnnnn.nnnnnnn>

## 1 INTRODUCTION

Collaborative qualitative analysis (CQA) is essential in qualitative data analysis as collaboration distills multiple perspectives to create an agreed interpretation among team members [17, 41]. The process of CQA is tedious and usually involves going through transcripts, identifying relevant and important information, labeling (i.e., coding) the selected information. Coders could then discuss their choices and codes and merge them into a codebook [41]. The whole process is iterative and highly collaborative in nature (~ 2-5 rounds) and requires hours of work even for highly-skilled researchers [17, 35].

Meanwhile, artificial intelligence (AI), due to its ability to quickly identify patterns from data, is being used to support *individual* qualitative analysis in order to save human labor. For example, QA is regarded as a keywords-matching task and thus uses given formulas (e.g., definition OR define) to query and search vector representations of text containing the keywords (e.g., "definition" or "define"), and then assign the code containing the same keywords to the searched results [35, 42]. QA is also regarded as a classification problem and thus uses algorithms (e.g., Support Vector Machines (SVM)) to classify text as different code groups [45]. Moreover, it can be seen as a topic modeling problem [5, 22, 31] and therefore Latent Dirichlet Allocation (LDA) algorithm can be used to extract topics from the text to get an overview of the content.

While these methods might be useful, it is still unclear *whether AI can be applied to improve the efficiency of collaborative QA, and if so, how it can be used?* In this work, we explore this nascent subarea of *collaborative* AI-assisted qualitative analysis, where AI is used in the early stages (independent open coding and discussion, where most collaborations take place) as opposed to existing individual qualitative coding solutions [5, 26, 35, 42, 45].

To this end, we first identify users' CQA behavior, difficulties, and opportunities through a series of semi-structured interviews and, based on this, present and evaluate *CoAlCoder*, a web-based AI-assisted tool to improve collaborative coding efficiency. We built *CoAlCoder*'s AI (or NLU) <sup>1</sup> model with Rasa<sup>2</sup> and trained the model in real-time on users'

<sup>1</sup>Natural Language Understanding(NLU) is an important part of AI. Due to the need to be specific, we use NLU and AI interchangeably in this work.

<sup>2</sup><https://rasa.com/docs/rasa/>

coding history, enabling it to provide real-time code suggestions. We evaluated by conducting online experiments with 64 (32 pairs) novice participants divided among the four collaborative methods (A, B, C and D). Our results indicated that AI and Shared Model, which bring coders together at an early stage, could potentially help users reach an agreement sooner than coding entirely independently, however, with a potential risk of decreasing the code diversity. We also reveal the relationship between independence level and coding outcome, as well as the trade-off between, on the one hand, Coding Time & IRR, and on the other hand Code Diversity.

We contribute in the following ways:

- Enhancing the understanding of collaborative qualitative analysis behaviors, difficulties, and opportunities through a series of semi-structured interviews.
- Designing and developing *CoAICoder*, with specific design features and guidelines that can inspire research and development of future AI-assisted CQA systems.
- Designing and empirically evaluating four AI-assisted CQA methods, showing AI's good potential to improve different CQA scenarios, with its benefits and trade-offs.

## 2 RELATED WORK

### 2.1 Collaborative Qualitative Analysis (CQA)

Collaborative qualitative analysis (CQA) is a key tool to generate the sound and reliable interpretation of qualitative data [3, 17, 41]. In particular, Cornish et al. [14] define CQA as *"a process in which there is joint focus and dialogue among two or more researchers regarding a shared body of data, to produce an agreed interpretation"*. Specifically, Richards et al. [41] divided the CQA process into six steps: 1) preliminary organization and planning; 2) open and axial coding; 3) the development of preliminary codebook; 4) pilot testing the codebook; 5) the final coding process; 6) review of the codebook and finalizing the themes.

While the CQA process has been used extensively in multiple disciplines, such as psychology, anthropology, political science, etc. [13, 17], researchers [19] have found its iterative and lengthy nature, including reading, interpreting, discussing and analysing data, making it a time-consuming process. In particular, the repetitive iteration mainly takes place in the open and axial coding and the codebook development, which are the two most critical steps in the whole process, and require the most collaboration. In general, each coder adds codes and compares data independently in open and axial coding. The lead coder then iteratively discusses over several rounds with team members to categorize and structure the codes to form a codebook [3, 41, 44]. To facilitate and simplify this process, researchers and industry companies have developed lots of work to support CQA process from different perspectives.

### 2.2 Existing Tools to Support CQA

To help coders identify the ambiguity of CQA process, Drouhard et al. [15] proposed *Aeonium*, which allows multiple coders to select codes for shared text, interact (review, edit, and add) with code definitions, as well as track coding history during both code development and the final coding process. These features improve negotiation between coders and allow codes to be tracked throughout the coding process, allowing coders to focus on the most challenging aspects of the work. Moreover, Ganji et al. [12, 19] proposed *Code Wizard*, an Excel-embedded visualization tool, to support the code merging and analysis process of CQA. It allows to aggregate each individual coding table and automatically sort and compare the coded data, as well as calculate inter-rater reliability and generate visualization results. It turns out that *Code Wizard* serves as an effective tool for resolving disagreements, thereby improving work efficiency. In

addition, many commercial tools such as MaxQDA<sup>3</sup>, Atlas.ti<sup>4</sup>, Google Docs [18] have been used to support CQA. For example, MaxQDA allows merging coding documents from multiple coders once independent coding is completed [1, 35, 38]. Atlas.ti and Google Docs are more advanced as they allow multiple users to do coding simultaneously and synchronize changes in real time.

While these tools save human labor to some extent, the main purposes of *Aeonium* and *Code Wizard* are to identify ambiguity, code merging, and post-coding analysis, which not only differ from the natural coding process, and but also involve lots of steps, are thus relatively complex [12] and require lots of learning. AI, however, is famous for its ability to learn patterns in data (e.g., identify similarity, classify text), and can therefore group similar codes and provide code suggestions, which is only possible by humans in traditional tools. This brings a valuable opportunity to apply AI in CQA, which requires lots of data comparisons and discussions. Additionally, although the commercial tools are popular, we found that both Atlas.ti and Google Docs allow users to do coding and see others' codes in a shared document, which actually brings much bias between each coder [3]. This gives us more motivation to turn to AI, that can retrieve data and generate suggestions based on these code history without having to see the code's author name.

### 2.3 Opportunities and Challenges of Applying AI in CQA

In a recent study, Feuston et al. [16] interviewed 15 CSCW/HCI experienced qualitative scholars on the design of human-AI collaboration for qualitative analysis. They found that AI can be used to reduce manual and repetitive processes in coding. For example, AI can be used to uncover patterns in large data corpora. The work also highlighted the importance of AI' role in collaborative qualitative coding, noting that people were open to using AI to provide suggestions for comparison with their own codes and categories. Moreover, Rietz et al. [42] noticed the potential that AI could play in CQA and therefore suggested future work to observe if code rules/formulas can help multiple coders discuss their interpretation of codes during the coding process. They also suggested investigating how coders work with suggestions generated based on their co-coder's coding rules. Despite the many benefits of utilizing AI, Feuston et al. [16] suggested that AI should not be a replacement for human analysts but could serve as an assistant, which also was confirmed in similar research [25, 42].

While the application of AI in CQA is promising, it still faces many challenges. For instance, Jiang et al. [25] conducted semi-structured interviews with 17 expert participants. Their results indicated that ambiguity during collaboration could be a challenge that AI system designers should strive to address. Another challenge comes from team members, as Chen et al. [10] pointed out that the less overlap in background knowledge between machine learning and social science researchers could lead to different opinions about what are good results and distrust of results, thus hampering the application of machine learning in qualitative analysis. Furthermore, Kaufmann et al. [26] pointed out challenges regarding the nature of qualitative data, mentioning that there is a lot of metadata that can skew the results, such as time markers of audio transcriptions.

Although these opportunities and challenges have been found, collaboration has always been seen as a small part of AI-assisted *individual* QA, and *AI-assisted CQA*, however, is an emerging area that has raised concerns but remained unexplored. It still lacks a deep understanding of users' current CQA practices such as how they use current software to develop the codebook with others, how they adopt CQA methods differently in different types of HCI works, and so on. We therefore conducted a series of semi-structured interviews with HCI researchers of varying levels of experience, to investigate the human behaviors in CQA process.

<sup>3</sup><https://www.maxqda.com>

<sup>4</sup><https://atlasti.com>

## 2.4 Methods for Individual (Semi)automatic Coding

We reviewed how people use AI in individual QA due to the lack of work on applying AI in CQA. In particular, researchers have proposed solutions to assist individual qualitative coding, such as rule-based methods [26, 35, 42], topic modeling [5, 30, 30, 31], active learning [45], etc.

A major category is rule-based methods—to use a combination of different keywords to match text [18, 26, 35]. For example, Marathe et al. [35] proposed a Python framework that uses hand-formulated coding rules combined with Boolean operators like AND, OR and NOT to search the matched texts in coded transcripts, and matched the text with codes when the cosine similarity is higher than a predefined threshold. Further, to allow end-users to define coding rules, Rietz et al. [42] proposed a semi-automated coding tool, *Cody*, that would allow users to interactively (re)define code rules during the coding process. These code rules are used as training data for a machine learning model, which then generates code suggestions. In their experiments with qualitative researchers, they found that *Cody* significantly increased inter-rater reliability. These works suggest that using NLP to partially automate coding has great potential. However, this kind of solutions requires humans to define queries and rules upfront, which is relatively experimental and not user-friendly.

Apart from using rules to match codes, other methods do not focus on the traditional coding process but still provide solutions for qualitative analysis from other perspectives. For example, Paredes et al. [39] proposed *Inquire* that enables qualitative exploration of utterances in social media and large-scale texts. Yan et al. [45] proposed using the codes from human coders to train a SVM (Support Vector Machine) that uses pre-selected features and parameters to classify the large-scale text. Other researchers proposed to use topic modeling method like LDA to find the hidden topics in qualitative data [6, 30]. They found some similarities between the results of topic modeling and the results of open coding, outlining the possibility of applying topic modeling in qualitative analysis. However, querying at a large scale, classification and topic modeling are not focused on assisting humans to do open and axial coding naturally, which is far from our focus.

Overall, this review reveals an interest and promise in applying AI in CQA to simplify its process. In this work, we take the first step in this area: we propose *CoAICoder*, which provides an interface to provide code suggestions without additional operations from users. With an evaluation of four collaborative methods involving 64 participants, we identify the validity, benefits, costs, and report the design implications of using AI in CQA.

## 3 FORMATIVE INTERVIEWS

To better understand the challenges and expectations in applying AI to CQA, we conducted an interview study with HCI researchers who have different levels of experience in CQA. These interviews were approved by our university's institutional review board (IRB).

### 3.1 Methodology

We invited 8 HCI researchers (4 females, 4 males, mean age = 29.9 years old) with experience in QA to participate in our semi-structured interview. They are composed of two experienced Ph.D. researchers (P1, P2), two senior graduate researchers (P3, P4) who often use collaborative QA in their research, and four junior graduate researchers (P5, P6, P7, P8) and have at least 1.5 years of experience in collaborative QA. Table 1 details their fields of study, education, software they have used to perform collaborative QA, and the number of years they have utilised collaborative QA for their research.

We utilised a semi-structured interview format and asked participants to recall and share particularly memorable collaborative QA experiences. We asked them to show us how they coded the data (sharing screen if possible), the difficulties they had with the tools they used, and their expectations if AI could be employed to assist the process. All interviews were conducted online and lasted between 20-60 minutes, and all of them were audio-recorded and transcribed via Zoom for further analysis.

Two coders, one conducted the interview and another researcher who is experienced in qualitative analysis, performed a CQA process following Richards et al. [41] to capture the nuanced findings in the data. We did this because this interview data contains many open-ended answers and thoughts. They firstly do open coding independently for two representative transcripts (P2, P3); then they met to discuss similar codes and resolve code conflicts to reach an agreement on the primary codebook; after revising the codebook for another round on two more interview data (P1, P4), one coder proceeded to code for the remaining four transcripts. This resulted in findings in the following subsection.

Table 1. Demographics of Participants in Semi-structured Interview

No.	Fields of Study	Education	QDA Software	Years of QA
P1	HCI, Mobile Computing	Ph.D.	Excel	9
P2	HCI, Healthcare	Ph.D.	nVivo/Atlas.ti/MaxQDA/Excel	7
P3	HCI	PhD student	Atlas.ti/Excel	4
P4	HCI	PhD student	Whiteboard/Google Sheet	4
P5	HCI	PhD student	Word/Excel/nVivo	2
P6	HCI, Healthcare	Master student	Google Docs	3.5
P7	HCI	Master student	Atlas.ti	3
P8	HCI, Security, Privacy	Master student	Atlas.ti/Excel	1.5

### 3.2 Findings

**3.2.1 Basic CQA Form.** Our participants perform CQA which closely follows the six steps delineated by Richard et al. [41]. We summarise our findings of the basic practices participants used in a full CQA process.

First, each coder in the team receives a copy of the data (e.g., interview transcripts and qualitative notes), reads them, and independently points out key points and primary codes, which is called initial coding or open coding;

Second, they meet to discuss the codes and selected key points, resolve different understandings and interpretations of the codes, and then propose a primary codebook: *"The first level of analysis is like: I have a copy of the data, and my collaborator has another copy, and we'll assign primary codes. Then we sat down and discussed them, and see if he or she agrees. If there is disagreement, we will rethink the code and discuss."* (P1, a researcher with 9-year QA experience).

Third, they continue to code more data and add more content to the codebook, and usually, this iteration is repeated for several rounds until the codes stabilise: *"Based on the existing [codes in] open coding, we can roughly divide it into several pieces, and then pick out a few themes. [Sometimes] it is difficult to determine the theme, then there will be several rounds discussions [to decide the themes]."* (P6, a master student with 3.5-year QA experience).

Fourth, they use the stable codebook to code the rest of the data.

Lastly, they write reports about their findings based on the codebook.

However, participants sometimes apply different methods (grounded theory [13] vs. thematic analysis [34, 43]) depending on their needs of the current project. When their main contribution of the project is the findings of qualitative research and there are no strong expectations and hypotheses for the data, then they would follow the "standard" CQA

process as described above: *"I think the reason [this project does sort of strict CQA], maybe because first, we have more people and collaborators, the second, because this paper mostly depended on the qualities of the codes we've evolved. Uh, we wish it's a primary contribution, so it's like the difference of purpose [decides what methods and what strict levels we use]."* (P4, a PhD student with 4-year QA experience).

On the contrary, if the study contains mixed contributions (quantitative and qualitative), then they would like to use thematic analysis, which is easier: *"For me, for example, it's a research mostly a mixed method that means you have quantitative and qualitative data. In that case, if you have the quantitative research, then you use the qualitative to support this argument from another perspective. In that case, you can directly go for like something thematic analysis, and it's easy, because you know what to expect."* (P3, a PhD student with 4-year QA experience).

### 3.2.2 Difficulties in Performing Collaborative Qualitative Analysis.

**D1: Slow and time-consuming.** All participants indicated that CQA is a time-consuming process. A full qualitative coding process can take from several weeks to several months for individual coders. This is even more when collaboration is involved, as it usually lasts for several rounds to test and finalize a final codebook (P4, a PhD student with 4-year QA experience). *"It does take a lot of time. A 30-minute interview could be converted into seven or eight thousand words. I had to spend an hour or two to do independent coding, and another three hours to discuss."* (P5, a PhD student with 2-year QA experience). If the coding process lasts too long and coders need to re-read the text in the reflection stage. *"The difficulty [of CQA] could be time-consuming. Especially if you do it twice, you have to read it again."* (P1, a PhD with 9-year CQA experience). Also, if one of the coders in the coding team is slower than others or cannot keep up, the coding time might be extended (P3, a PhD student with 4-year QA experience). Yet, this time-consuming nature creates a good opportunity for junior researchers to be involved in the CQA process, since they might have more free time than seniors researchers. For example, half of the participants (P1-P4) described projects that were a collaboration between junior researchers (including some with no prior experience) and more experienced researchers. The code suggestions from both groups were treated equally: *"Actually I work with some junior students. In this case, I think the first time we would encourage them to read the book chapters about how to conduct coding...After a few runs of demonstrations, in most case they become, you know, better QA [coders]."* (P4, a PhD student with 4-year QA experience)

**D2: Influence from other coders.** A strict CQA process requires coders to code individually and independently from their own perspective. Yet, current QA software (e.g., Google docs, Atlas.ti) is too costly or complex to merge codes when coders do open coding independently in separate documents, resulting in coders using the shared documents to label the data and thus being influenced by others' codes (6/8).

*"So the main one [difficulty] is usually very hard to separately do coding. I don't know what the situation is now. At the time I used before, if one person has coded, then the next person will see that person's coding, which means that you are influenced by other coders' coding. You cannot select codes you added or switch off all the coding coming from your own perspective. The view gets very overlapped a lot and then gets very confusing."* (P2, a PhD with 7-year QA experience). *"I hope I cannot see [others' codes] when I am doing coding [using Microsoft Word]. But all codes from us appear on one page."* (P5, a PhD student with 2-year QA experience).

While P6 did not similarly note the bias issue, through her sharing of past coding, we observed that she used Google Docs to collaborate with her collaborators on a shared page—which inevitably allows everyone to see the codes.

**D3: Limited support for collaboration in current software.** . The support for collaboration in QDA software can be limited due to the inability to automatically group similar codes from different coders with different levels, resulting in

users using traditional text editor tools (e.g., Word, Google Docs). *"I also tried to use nVivo [to do collaboration]. I found that using nVivo can not group together codes and text from three coders [automatically]. So later we just used Excel."* (P5, a PhD student with 2-year QA experience). Moreover, most of them (6/8) preferred to use traditional tools instead of professional QDA tools (e.g., Atlas.ti, nVivo). This is because the current features of text editor tools have met their current needs and QDA software, with a high "learning curve (P4, a PhD student with 4-year QA experience)", does not really help them a lot. *"We use Excel because it just has all essential functions that we need, like filtering, data validation and removing duplicates."* (P1, a PhD with 9-year CQA experience).

While traditional text editor tools meet many user needs, this becomes problematic when the data size is large and diverse, with the potential of having a big codebook. This may result in users potentially forgetting the codes they proposed in previous documents, causing them to generate the initial codebook only by "memory and perception" (P6, a master student with 3.5-year QA experience), and thus increasing the work in the following stages of qualitative coding (e.g., add more codes on codebook, or even need another round of CQA). *"The final codebook is very large, with a lot of themes, it is troublesome to read."* (P5, a PhD student with 2-year QA experience).

*D4: Pre-defined codebook restricts code development.* 3/8 participants mentioned that the lead coder would propose a primary codebook and let team members code based on that codebook, which could introduce bias in the coding. *"I developed an initial codebook. I sent a copy to the two coders to let them do some coding on their own. Then after 1 week, they sent it back to me with their codes. Then we do a comparison to solve the disagreements."* (P8, a master student with 1.5-year QA experience).

P1, a PhD with 9-year CQA experience, shared her opinion, *"It sorts of restricts the categories. They only had to code the data in a certain way."* This further causes a trade-off between coding time and strict level in non-purely-qualitative research: *"For my project, we have very limited time to do coding, then my collaborator and I do coding for the whole transcripts with the codebook I proposed. If I have enough time, I would definitely do a stricter qualitative analysis."* (P4, a PhD student with 4-year QA experience).

*D5: Different interpretations from different coders.* Coders could always interpret the same sentences or paragraphs in different ways. *"The difficulty comes after [coding] the first round codes. We always have different ways of interpreting things."* (P1, a PhD with 9-year QA experience). They could also interpret the same sentences or paragraphs in different levels, causing potential extra work and discussion to merge codes: *"My codes are broader, my partner's are more specific. My codes usually cover the whole category. But hers give a bit more subcategories...the thing is I don't want the subcategories. I just want all the codes to be the same categories."* (P7, a master student with 3-year QA experience).

### 3.2.3 Suggestions for AI-assisted tools.

*S1: AI helps match code suggestions in code history.* 6/8 participants want the AI to provide code suggestions, and the most desired source of suggestions comes from the coder's own coding history. *"So if this content and that content suddenly matches up, it would be nice for AI to just assist me and say, 'hey, you've done this before! Why don't you assign this code to this code that you have already assigned?' And I may not have remembered, because there were a lot of things I processed along the way."* (P1, a PhD with 9-year QA experience). P3 described his distrust of a system where the codes come from other sources (e.g., other projects, self-generated by AI): *"Initially, the coding is a thinking process. I don't want to interrupt the [open coding] thing. I don't want to be biased by somebody in the thinking process...Because any suggestion is biased. Once I finish initial coding, AI can suggest like, for example, then AI just shows like these are similar. These are*



*different. Then I can use that feature similar to the initial coding. Then you refer my codes to feed the AI suggestions. I think that can improve the coding. If AI suggests [by its own], I don't trust anyway."*

*S2: AI helps to detect coding conflicts.* A text selection from multiple coders 1) could have totally different and even opposite interpretations, or 2) the same interpretations but different expressions, like "not bad" and "well". Both possibilities require coders to look at the text, compare the differences, and discuss a final code. This incurs a considerable expenditure of time. To solve this, AI can automatically detect differences in codes for the same text from different coders, and encourage them to rethink the codes along the coding process, so that they could just spend a bit time to grappling the differences (4/8). *"I think the collaboration is a matter of recommending what other collaborators have already done...for instance, one sentence, 'oh the chatbot did not understand me.' Then my code is 'chatbot is stupid', and the code of another coder is 'chatbot has insufficient data'. AI may detect this difference [in real time]."* (P7, a master student with 3-year QA experience).

More importantly, this kind of conflict detection can occur during the coding process, thus encouraging timely discussion. *"Then the difference may be detected. AI says, 'So what's the difference? Why did you choose a different code? If you choose this code, can you give a reason why you choose this code?' Then I tell the other coder to come back, 'guys. Let us discuss' (P7, a master student with 3-year QA experience).*

### 3.3 Discussion

Overall, in practice, people used different CQA forms with slightly different rigor, but mostly followed the six CQA steps suggested by Richards et al. [41]. We confirmed with the previous finding of Feuston et al. [16], that AI can be used in these steps or stages, especially in the inductive coding process. However, we explore how AI can support two coders interpret and evolve data collaboratively rather than utilizing AI to help coders find interesting patterns and interpret data. Furthermore, the confirmation of CQA steps also inspired us to design a study task with three main phases in CQA, including 1) open coding, 2) discussing and forming the codebook, and 3) coding using the codebook.

We also confirmed some notable challenges and limitations of CQA with the current literature, such as time-consuming [35, 42], hard to form agreement among coders [14–16, 25, 46] and software-related problems [16, 24, 25]. In particular, a new limitation that we have highlighted is the coding bias introduced by non-independent collaborative capabilities of the software, e.g. users can see each other's codes when co-coding with Google Docs and Atlas.ti, which negatively impacts their willingness to use CQA software. To alleviate this limitation, we attempted to apply AI as an agency between two coders by retrieving and retraining the coded data to generate code suggestions, rather than letting users see each other's codes directly. We hope this design can reduce bias in the existing coding process using traditional collaboration software like Google Docs, Atlas.ti, etc.

For suggestions on collaborative AI-powered tools, we confirmed that code suggestions for comparison or reminder are welcome [16, 25]. The new finding is that coders embrace AI to detect coding conflicts and encourage themselves to revisit the codes along the coding process by bringing them into the discussion earlier, rather than after an open and axial coding phase.

## 4 SYSTEM DESIGN

After analysing the CQA process and the difficulties highlighted in our interviews, we decide to apply AI at the code development phase to save time and human labor, as people develop and iterate codebook collaboratively for several rounds before finalizing the codebook. Such a task requires a lot of work from high-skilled researchers and is very

time-consuming. Our work greatly differs from previous literatures as they instead focused on the individual coding process [35, 42].

#### 4.1 Design Consideration

Our approach of using AI to assist the CQA process can help save time and human labor. As such, we tackle the time-consuming problem (D1), and try to minimize the leading coders creating the codebook with limited input from the other coders (D4). To address the problem of agreement formation between coders (D5), and to promote their difference detection and timely discussion (S2), we collect and compare users' codes in real time, and feed them into the AI classifier model to generate AI suggestions with their own coding history (S1), and update the AI model as often as possible. Meanwhile, to minimize the dependency between coders but keep their communication in the initial code development phase, we use a separate coding web page for each coder but set a shared AI agent between them, which utilizes both of their coding history to provide suggestions, and thus minimize the influence from other coders (D2). It enables the user not only to refer to their own coding history but also partner's coding history, which motivates their communication during code development. Besides, to hide the complexity of AI and shorten the learning curve (D3), we design the system to be similar to Google Docs and its "comment" function, to add and delete codes, and update models in the backend automatically without the interaction of users. In line with the literature [42], we decide to provide multiple AI suggestions with their confidence level to alert them to the uncertainty of codes, and reduce the potential risk of careless adoption of suggestions. The code suggestions can only be shown only after the user requests, to simulate the natural coding process and encourage users to think actively before seeing suggestions and avoid being led to unwanted directions [25]. We detail the design components of our prototype, *CoAICoder*, in the following subsections.

#### 4.2 Interface

The interface (see Figure 2) is built on 1) *Etherpad*<sup>5</sup>, an open source collaborative text editor, supporting multiple users editing text in real time [2, 7, 21], and 2) its plugin, *ep\_comment\_pages*<sup>6</sup>, supporting adding comments beside the text. To create a code, users select the text of significance → click to add a comment → type in the code OR select from a list of AI-generated code suggestions → press "save". It also allows coders to review the code history, re-edit and delete the code in case they change their minds. Moreover, *ep\_comment\_pages* is customized to provide code suggestion lists with a maximum of five codes once the user requests it, ranked by their confidence level (between 0-1).

#### 4.3 AI Model

The AI model is built on the NLU component of Rasa<sup>7</sup>, an open-source Python machine learning framework, to provide code suggestions once the user requests. Previously, Rasa [8] has also been used to hold conversations for other prototypes in the HCI field [40]. In particular, a Rasa recommended NLU pipeline is used to train a NLU classification model<sup>8</sup>, including *SpacyNLP*, *SpacyTokenizer*, *SpacyFeaturizer*, *RegexFeaturizer*, *LexicalSyntacticFeaturizer*, *2 CountVectorsFeaturizer* and *DIETClassifier*. Within this pipeline, a *SpacyNLP* language model "en\_core\_web\_sm"<sup>9</sup> is chosen due to training efficiency consideration, compared with larger pre-trained language models in *SpacyFeaturizer*.

<sup>5</sup><https://etherpad.org/>

<sup>6</sup>[https://github.com/ether/ep\\_comments\\_page](https://github.com/ether/ep_comments_page)

<sup>7</sup><https://rasa.com/docs/rasa/>

<sup>8</sup><https://rasa.com/docs/rasa/tuning-your-model/#configuring-tensorflow>

<sup>9</sup><https://spacy.io/usage/models>

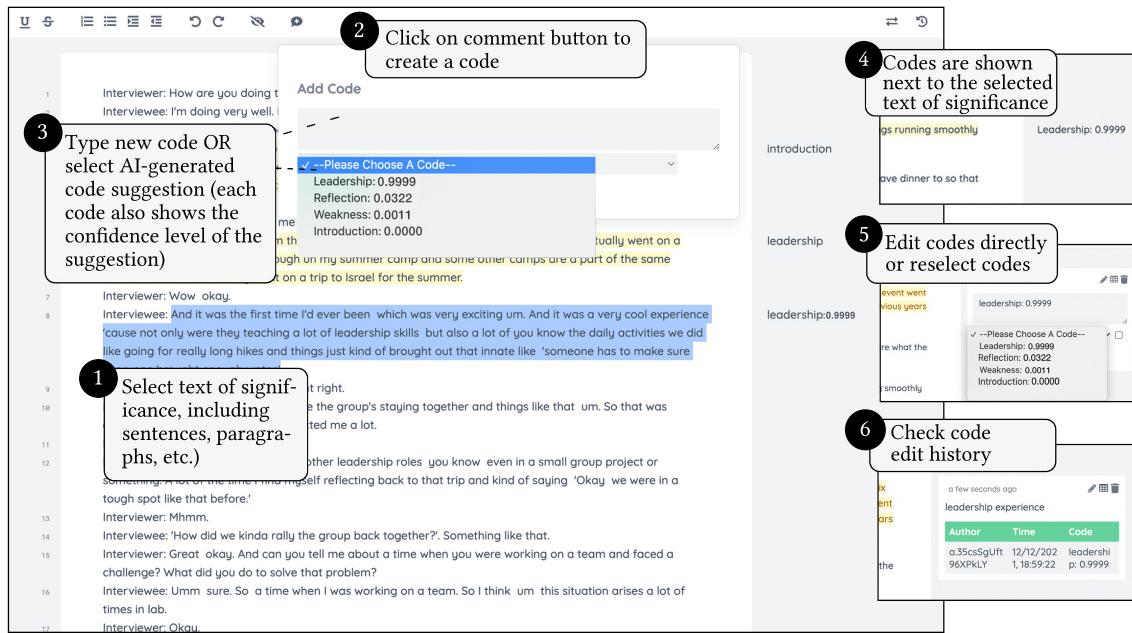


Fig. 2. The CoAlcoder user interface. Creating a code: (1) Users select codes of significance and (2) create codes by clicking the comment button. (3) A pop-up lets the user type in a code or choose a AI-generated code (paired with prediction confidence level) from the drop down list. (4) The created code is shown next to the selected text. (5) Editing codes directly or reselecting codes. (6) Check code edit history.

It is worth mentioning that our coding materials are just mock job-hunting interview transcripts and do not include specialized domain knowledge. In addition, the DIET (Dual Intent and Entity Transformer) Classifier [9] is chosen to do multi-class classification. The NLU pipeline is processed on a computer running Ubuntu 20.04 with Tensorflow (2.6.1), CUDA (11.2) and a Nvidia GPU Quadro K2200 graphics card, with Rasa (3.0), Node.js (17.2.0), and MongoDB (5.0.4) installed. The AI model is trained on users' code histories and therefore there are no code suggestions for the few initial requests. Each request generates a maximum of five code suggestions, ranked by their confidence levels (between 0-1). This confidence level is calculated by a DIET (Dual Intent and Entity Transformer) Classifier, and represents the cos similarity score between predicted labels and text <sup>10</sup>.

#### 4.4 Training and Updating Pipeline

**4.4.1 Save and Retrieve Data.** Each user's coded data is saved separately in the database. To detect conflicts and promote timely "discussion" (indirectly), each coder's codes are compared with both his own and the other coder's coding histories, and then are grouped and deduplicated. For example, if two sentences are labeled as the same code, they are considered one "intent" (similar to the "class" concept in Machine Learning, same as "code" in this work) in Rasa NLU data file: *nlu.yml*; if a sentence is coded as two different codes by two coders, it is considered as "example" for both "intent" in Rasa NLU data file; if two codes have similar meanings but different expressions, they are considered as

<sup>10</sup><https://rasa.com/docs/rasa/components/#dietclassifier>

two different "intent" in the current version. The process will vary slightly under four different conditions described in Section 5.

**4.4.2 Train and Reload NLU Models in Real Time.** Firstly, the *nlu.yml* is passed into the NLU pipeline (see Section 4.3) to train the new NLU model automatically. Secondly, the trained model will be immediately uploaded the Rasa server via HTTP API, to replace the previous model. This replacement usually takes around 3 seconds. Lastly, we set up two Rasa Open Source servers running at port 5005 and 5000 to buffer requests from users via swapping servers (see Figure 3). Users can request code suggestions via HTTP from any of the two servers. If *CoAlCoder* fails to get the response from one server due to the server's model update process, it immediately switches to another server. The entire pipeline takes around 10 to 20 seconds or more as the coding data grows, and is relatively stable because 1) the system needs to retrieve data, train the model, and also reload the model for servers in an entire pipeline. It takes around 10 seconds to run the whole pipeline in the early stage, when the amount of training data is very small; 2) the user will not add/request codes every second, because they have to review and think over the text, highlight their most interested one and then click on the suggestions. This process is seamless for users and they do not experience any interruptions from the model updates.

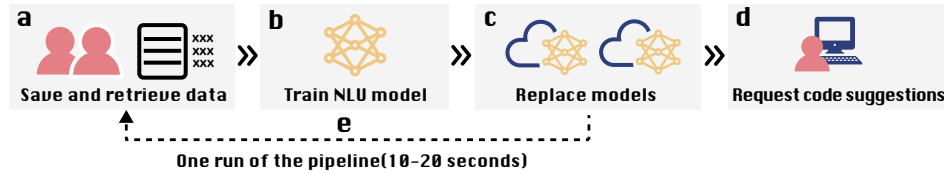


Fig. 3. Training and model updating pipeline of *CoAlCoder* used to support code suggestion requests. **a) Save and retrieve data:** save and retrieve each coder's coding data, and then generate a *nlu.yml* file containing coded text and codes; **b) Train NLU model:** training time varies from 2 seconds to 10 seconds or more as the coding data grows; **c) Replace models:** replacement for each model needs around three seconds; **d) Request code suggestions:** *CoAlCoder* requests code suggestions from server1 at first. If fails, it will request from server2. The user feels like the whole process is real-time training.

## 5 STUDY DESIGN

As novice users are generally involved in CQA process (see Section 3.2.2), and they are less likely biased from past experience (e.g., more familiar with traditional QA tools and hard to convert to a new system), enabling us gain a relatively fair evaluation, we decide to evaluate *CoAlCoder* on novice users with a between-subject study to understand how *CoAlCoder* can support CQA for novice users in different collaboration modes (see Figure 5). This user study was approved by our university's institutional review board (IRB). We specifically examined collaboration ways under three different factors: *With/Without AI*, *Synchrony*, and *Shared NLP model*. We finally analysed their coding outcome, including coding time, inter-rater reliability (IRR), diversity and coverage, to understand the impact of different collaboration ways on CQA performance.

### 5.1 Task and Materials

We simulated a CQA task based on the CQA forms we found in formative interview. The task includes three general steps in CQA: *independent and open coding*, *discussion to form the codebook*, and *apply the codebook*. Given the number

of factors in our study, we simplify the experiment by focusing on the CQA of two users. We piloted this with eight participants (5 females, mean age = 24.7) to identify the optimal time for the three phases and the overall study.

We chose mock interview transcripts from an open source dataset [37] to serve as the texts to be coded in the study. This dataset covers general topics such as leadership, personal weaknesses, and challenging experiences, which are familiar and accessible to most users. To control for the potential effects on both the AI as well as an understanding of the user, we selected three transcripts with better clarity and coherence (~ 1000 words/each transcript). A sample interview transcript is shown in Figure 4. A sample of the proposed codebook for these materials is shown in Table 4.

Interviewer: How are you doing today?  
 Interviewee: I'm doing very well. How are you?  
 Interviewer: Good. So tell me about yourself.  
 Interviewee: I'm currently a junior at MIT. I'm studying biology. Ummm I am interested in pursuing some sort of a future in medicine but I don't know if necessarily like the medschool route or more the research side but you know having to do with patient care and drugs and things like that. So within the broader field but I'm not sure specifically what path yet.  
 Interviewer: Okay great. So tell me about a time when you demonstrated leadership.  
 Interviewee: Umm okay. So umm the summer after my sophomore year of high school I actually went on a leadership trip. Um so it was through uh my summer camp and some other camps are a part of the same foundation and we actually went on a trip to Israel for the summer.  
 Interviewer: Wow okay.  
 Interviewee: And it was the first time I'd ever been which was very exciting um. And it was a very cool experience 'cause not only were they teaching a lot of leadership skills but also a lot of you know the daily activities we did like going for really long hikes and things just kind of brought out that innate like 'someone has to make sure everyone brought enough water.'  
 Interviewer: Right.  
 Interviewee: And you know make sure the group's staying together and things like that um. So that was definitely something that I think impacted me a lot.

Fig. 4. One sample interview transcript in coding task.

## 5.2 Independent Variables (IVs) and Conditions

To understand the impact of AI towards CQA, we identified three factors for our study:

- (1) AI { With, Without }: Whether or not AI (the NLU model providing suggestions) is applied to provide code suggestions. This IV aims to understand whether the use of AI affects CQA performance.
- (2) Synchrony { Synchronous, Asynchronous }: Whether or not two coders do coding in real-time and simultaneously. This IV aims to understand whether CQA performance is achieved similarly in synchronous and asynchronous modes.
- (3) Shared Model { With, Without }: Whether or not two coders use a shared NLU model to request AI suggestions. The shared model can collect coding history from both coders and be trained on it to provide code suggestions. Without a Shared model, each coder can only get AI suggestions based on his/her own coding history. This IV aims to understand if a shared model affects the CQA performance.

We combined these factors, and removed meaningless and duplicate combinations, resulting in four final conditions (A-D) for the collaboration (see more details in Table 2). The final conditions are shown in Figure 5.

Table 2. Combinations of Three Factors. Three IVs are not fully independent from each other—no AI implies that the Shared Model IV is meaningless, making C7 and C8 do not make sense). Also, synchronous coding is only relevant for Shared Model conditions, as there is no difference who do coding firstly if they do not use a shared model. This causes some conditions are exactly the same because of no shared model: C1 and C2, C3 and C4.

Combination	C1	C2	C3	C4	C5	C6	C7	C8
AI	×	×	✓	✓	✓	✓	×	×
Synchrony	×	✓	✓	×	×	✓	×	✓
Shared Model	×	×	×	×	✓	✓	✓	✓
Condition	A	A	B	B	C	D	×	×

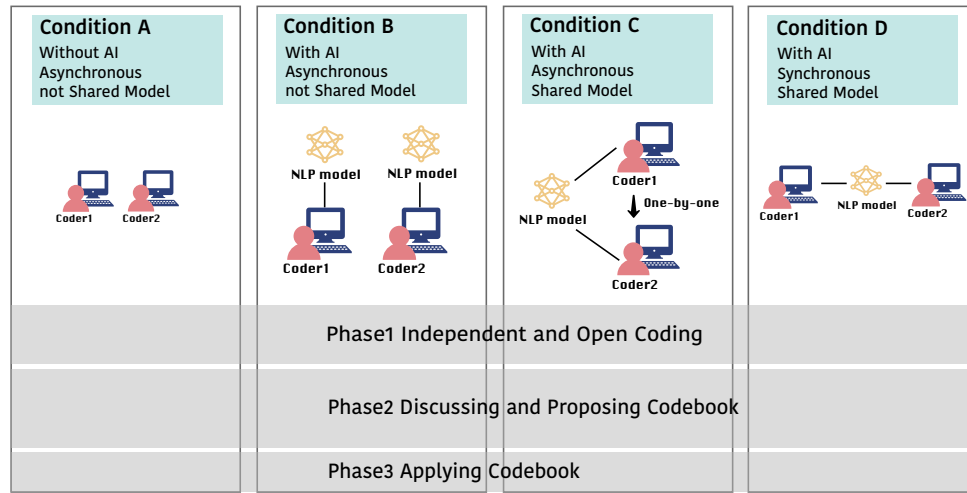


Fig. 5. Four Different Ways to Collaborate with or without AI in Qualitative Analysis Across Three Phases (see more details about three phases in Figure 6). *Condition A: Without AI, Asynchronous, not Shared Model* (traditional coding): Both coders add codes by their own. *Condition B: With AI, Asynchronous, not Shared Model*: Both coders add codes with their own NLU models. *Condition C: With AI, Asynchronous, Shared Model*: Both coders add codes asynchronously with a shared NLP model. Coder1 adds codes first, with the NLU model training and generating AI suggestions in real time. Once Coder1 is done, Coder2 will add codes. *Condition D: With AI, Synchronous, Shared Model*: Both coders add codes synchronously with a shared NLP model.

Specifically, *Condition A: Without AI, Asynchronous, not Shared Model* (traditional coding): In Phase 1, both coders add codes to the first two interview transcripts in two separate web pages. In Phase 2, two coders discuss and form a codebook. In Phase 3, they independently add codes to the third material using the codebook, the model will be automatically updated once they input new codes.

*Condition B: With AI, Asynchronous, not Shared Model*. In Phase 1, both coders add codes to the first two interview transcripts separately with separate models in two web pages. Two independent models are automatically trained during the coding process. The training data used in models comes from their separate code histories. In Phase 2, two coders discuss and form a codebook. In Phase 3, they independently add codes to the third material using the codebook, the model will be automatically updated once they input new codes.

*Condition C: With AI, Asynchronous, Shared Model.* In Phase 1, the first coder independently adds codes to first two interview transcripts. As the coding progresses, the model is automatically trained and provides timely code suggestions. After he/she finishes coding, the second coder separately starts coding in another web page separately. In the beginning, the code suggestions are seeded on the training history of the first coder and gradually the codes of the second coder are added in and shown. In Phase 2, two coders discuss and form a codebook. In Phase 3, they independently add codes to the third material using the codebook, the model will be automatically updated once they input new codes.

*Condition D: With AI, Synchronous, Shared Model.* In Phase 1, both coders add codes to the first two interview transcripts in two web pages separately. As the coding progresses, *CoAlCoder* retrieves their code histories and trains the model automatically for 3-6 times every minute. Then it will provide code suggestions for two coders once requested. In Phase 2, two coders discuss and form a codebook. In Phase 3, they independently add codes to the third material using the codebook, the model will be automatically updated once they input new codes.

### 5.3 Participants

We recruited 64 participants (41 females, 23 males), aged 18-57 (*Mean* = 25.3, *Median* = 23) years old from both our university's email system and public channels on Telegram catered to other universities in our country. All participants were native English speakers. None of the participants had prior experience with qualitative analysis. Each participant was reimbursed SGD\$10 per hour as per our university and country guidelines for participant reimbursement.

### 5.4 Procedure

The final experiment process was consequently set up as per Figure 6. The 64 participants were grouped into 32 pairs and randomly divided into 4 experimental groups (8 pairs for each group) corresponding to the four conditions (see Figure 5). Each pair was invited to a 60-90 minutes online experiment using Google Meet. Each coder in a pair receives a separate *CoAlCoder* web page containing the text to be coded. To ensure they have a good understanding of the task, we provided a 20-minute training session, including 1) an online video covering how to use *CoAlCoder* to select text and summarize topics in Phase 1, and form a codebook in Phase 2 and apply it in Phase 3; 2) a text tutorial and Q&A session about the concepts of qualitative coding, code, subcode, and examples. In addition, we did the following to ensure the tasks were performed well:

- reminded them regularly of the time (e.g. 15 minutes left, 5 minutes left);
- checked coding results in case they had any questions and issues, or misunderstood the task;
- encouraged them to add as many diverse codes as possible.

### 5.5 Dependent Variables (DVs)

**5.5.1 Coding Time.** This DV measures the time used for each of the three phases (see Figure 6). The whole experiment has a time limit of 90 mins to control the experiment duration for each pair of participants. Specifically, Phase 1 (Independent and open coding):  $\leq 20$  mins; Phase 2 (Discussing and proposing the codebook):  $\leq 40$  mins; Phase 3 (Applying the codebook):  $\leq 10$  mins. This was determined based on our observations from our pilots that most coders were able to complete the coding task within that time.

**5.5.2 Inter-rater reliability.** The inter-rater reliability (IRR) measures the degree of agreement between multiple coders [29]. In particular, we use Cohen's kappa ( $\kappa$ ), which calculates the agreement between two coders [36] since our study is designed for two coders coding. The calculation contains both Phase 1 and Phase 3.

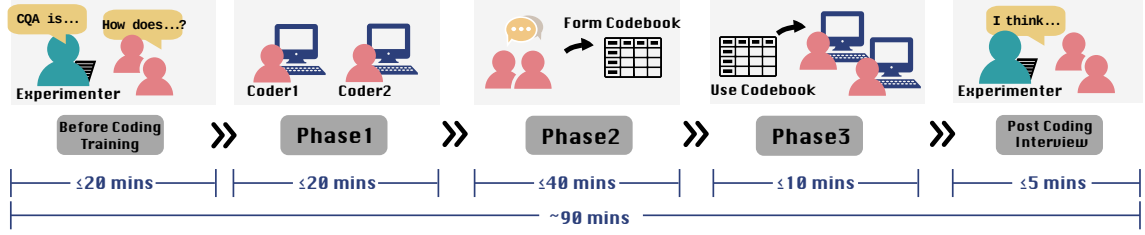


Fig. 6. Study process. **Phase1 (Independent and open coding)**: two coders do coding individually for two interview materials according to the setup of experiment ( $\leq 20$  mins). This phase is aligned with the open and axial coding phase in CQA; **Phase2 (Discussing and proposing the codebook)**: two coders discuss with each other to form a structured codebook using Google Sheets ( $\leq 40$  mins); **Phase3 (Applying the codebook)**: do coding individually using the codes in the agreed codebook ( $\leq 10$  mins). Participants finally filled up a demographic survey and answer a few questions at the end of each phase.

**5.5.3 Code Diversity.** This DV measures the diversity of proposed codes, and is highly related to the quality of the coding. We measure it by counting the number of *unique* codes (also called first-level codes) and subcodes (also called second-level codes), in which "unique" means that the variations of a similar meaning are counted as one code.

**5.5.4 Code Coverage.** This DV measures the overlap between coders' codebook with the merged codebook, on both the first-level and second-level coding (for both initial codebook in Phase 1 and proposed codebook in Phase 3). The merged codebook is developed iteratively by merging the common codes across 32 codebook in Phase 2. The calculation formula is  $Code\ Coverage = \frac{|Coders' Codebook \cap Merged Codebook|}{|Merged Codebook|}$ , where  $\cap$  means the intersection of two codebook; " $|$ " represents the number of codes in the codebook.

## 5.6 Data Analysis

**5.6.1 Step 1: Integrity and Quality Checking.** After data collection, we checked the integrity and quality of the data: 1) 85% completion rate: they should complete coding for more than 85% of the material in the allocated time;<sup>11</sup> 2) Perform tasks correctly and actively collaborate: for those coding with extremely low diversity, for example, only use a very broad code "Experience" to describe all examples in the interview transcripts, and thus could not form a quality codebook; or were not able/willing to have a normal discussion but developed codebook on their own. The four pairs that could not meet these two criteria were dropped and rerun with different participants to ensure the quality of the data collected.

**5.6.2 Step 2: Generating an Initial Codebook.** We collected codes in Phase 1 and manually categorized them into the initial codebook (see Table 3). In particular, codes with similar meanings (generated by users in phase 1) were seen as the second-level codes and placed in one row of the initial codebook, and then given a first-level code with its core meaning. For example, "Introduction of leadership experience", "Description of leadership experience" and "Application of leadership" are three second-level codes in one first-level code: Leadership.

**5.6.3 Step 3: Measuring Dependent Variables.** We measured DVs, including *Coding Time*, *IRR*, *Code Diversity* and *Code Coverage*, across three phases.

<sup>11</sup>Our time regulations are decided in pilot studies, where most native speakers participants were able to finish coding for these materials, and are here to ensure that the experiment does not take too long, which could lead to fatigue, loss of focus and motivation.



Table 3. A sample of initial codebook (Phase 1) grouped for calculation. Second-level codes in one row will be counted as one First-level code. The *Code Diversity* of this codebook is: 5 First-level codes, 11 Second-level codes.

First-level Code	Second-level Code		
Career Goal	Personal introduction and future (career) goals	Choosing of (academic and career) route	Not very sure about future (career) goal
Personal Interest	Personal introduction and interest area.	Interest in oil fossil fuels	
Leadership	Introduction of leadership experience	Description of leadership experience.	Application of leadership
Teamwork	Intro of working with team on big project		
Initiative	Shows initiative		

Table 4. A sample of the formed codebook (Phase 2), which is formed after a 27-min discussion between P27 and P28 in *Condition D: With AI, Synchronous, Shared Model*. The first column "Code" is First-level Code, formed in discussion (Phase2), while Second-level Code column includes codes users directly proposed during the initial coding process (Phase1). "Example" is the selections of original text.

First-level Code	Second-level Code	Example
Interest and goals	Uncertain about the future	Ummm I am interested in pursuing some sort of a future in medicine but I don't know if necessarily like the med school route or more the research side but you know having to do with patient care and drugs and things like that. So within the broader field but I'm not sure specifically what path yet I think for me where I'm where I am at this point where I'm deciding between sort of going the medical school route or the research route;
	Show interest in alternative energy	I'm very interested in energy applications so um from alternative energy to more traditional sources so basically oil and fossil fuels. Um and kind of optimizing that industry I think there's a lot of potentials there so that's where my main interest is.

For *Coding Time*, we ended each phase when coders exceeded the time limit, and all pairs except four completed coding task within the time limit (two in *Condition B: With AI, Asynchronous, not Shared Model*, one in *Condition C: With AI, Asynchronous, Shared Model* and one in *Condition D: With AI, Synchronous, Shared Model*, that has at least completion rate of 85%).

For *IRR*, we split the whole interview data as sentences → represent codes with numeric codes "0 (sentences without codes), 1, 2, 3..." → calculate Cohen's Kappa ( $\kappa$ ) for Phase 1 and 3 (Phase 2 was a discussion session without new coding data). Only *IRR* for first-level code was calculated, but not for the second-level code, as the second-level codes varied too much, making it impossible to calculate *IRR*.

For *Code Diversity* and *Code Coverage*, the first-level and second-level codes of both the initial (Phase 1) and proposed codebook (Phase 2, see Table 4) were used for counting and calculation.

In addition, we recorded audio for post-interviews (with participants' consent), and conducted thematic analysis [34] as most of the data are structured as per interview questions.

**5.6.4 Step 4: Statistical Analysis.** For quantitative data (*IRR*, time), we performed non-parametric analysis. We did this because of the nature of the data being collected and concerns about the normality of the data distribution. We thus used Kruskal-Wallis test to identify main effect and Mann-Whitney U-test for pairwise comparisons.

## 6 RESULTS

### 6.1 Coding Time

**6.1.1 Total Time.** The average total time for each experiment group and the average used time for three phases is shown in Figure 7 and 8. A Kruskal-Wallis test did not reveal main effect of the conditions on the total time to complete the experiment ( $\chi^2 = 6.71, p = .08$ ). In general, *Condition D: With AI, Synchronous, Shared Model* was the fastest ( $M = 46.56$  mins), followed by *Condition C: With AI, Asynchronous, Shared Model* ( $M = 49.38$  mins), *Condition B: With AI, Asynchronous, not Shared Model* ( $M = 54.69$  mins) and *Condition A: Without AI, Asynchronous, not Shared Model* ( $M = 57.31$  mins). The time for individual phase is however more informative to understand the potential effect of AI and Common Model on performance, therefore, we also analysed the time for each phase.

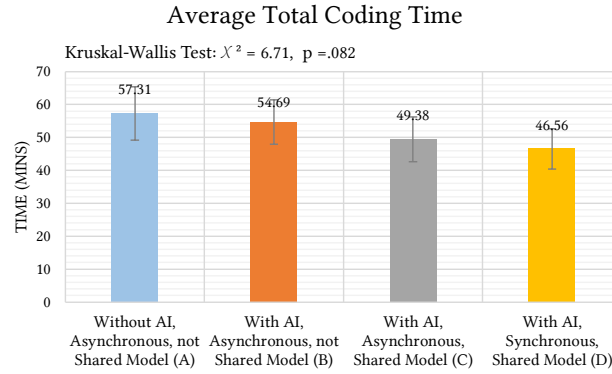


Fig. 7. Average Total Coding Time for Each Experimental Condition (A, B, C, and D). Error bars show .95 confidence intervals. A Kruskal-Wallis test for main effect in each phase is performed. Pairwise comparison with Mann-Whitney U-Test with two-sided alternative is performed.

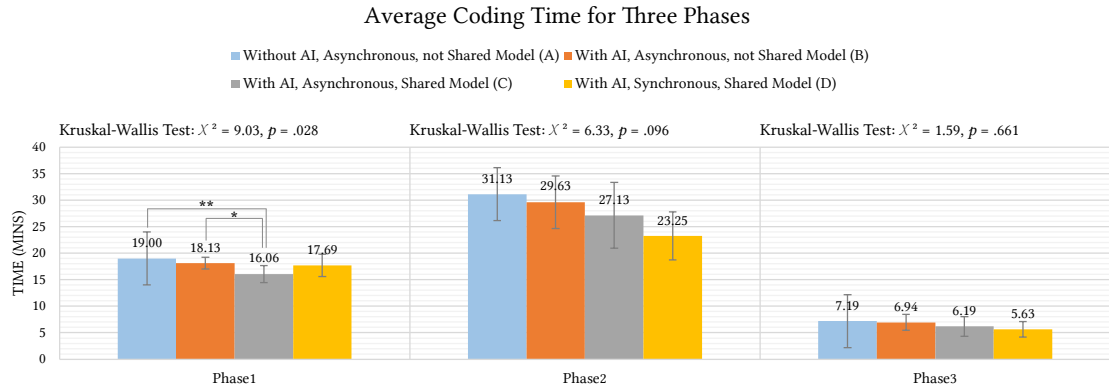


Fig. 8. Average Coding Time for Three Phases. Error bars show .95 confidence intervals. A Kruskal-Wallis test for main effect in each phase is performed. Pairwise comparison with Mann-Whitney U-Test with two-sided alternative is performed, where  $*$  :  $p < .05$ ,  $**$  :  $p < .01$ .

**6.1.2 Phase 1.** We found a significant main effect of the conditions in Phase 1 ( $\chi^2 = 9.03, p = .028$ ). A post-hoc pairwise comparison with one-sided Mann–Whitney U-Test shows that the coding time ( $M = 16.06$  mins) for *Condition C: With AI, Asynchronous, Shared Model* was significantly faster. In particular, we found a significant difference between *Condition C: With AI, Asynchronous, Shared Model* and *Condition A: Without AI, Asynchronous, not Shared Model* ( $M = 19$  mins,  $p = .002$ ). We also found a significant difference between *Condition C: With AI, Asynchronous, Shared Model* and *Condition B: With AI, Asynchronous, not Shared Model* ( $M = 18.13$  mins,  $p = .022$ ). No significant differences were found between *Condition D: With AI, Synchronous, Shared Model* and other conditions. Overall, the average coding time for Phase 1 with AI conditions was decreased by 4.6%-15.5% compared to the baseline *Condition A: Without AI, Asynchronous, not Shared Model*. This also meant that AI conditions (B, C, D) resulted in a 9.0% faster coding time on average.

**6.1.3 Phase 2.** While we observed that *Condition D: With AI, Synchronous, Shared Model* was the fastest in the discussion phase, a Kruskal-Wallis test did not show any significant main effects of the condition on time. The time used for discussion in Phase 2 was between 23.25 mins for *Condition D: With AI, Synchronous, Shared Model* and 31.13 mins for *Condition A: Without AI, Asynchronous, not Shared Model* (see Figure 8).

**6.1.4 Phase 3.** Phase 3 was overall very fast (between 5.63 mins for *Condition D: With AI, Synchronous, Shared Model* and 7.19 mins for *Condition A: Without AI, Asynchronous, not Shared Model*). We did not find any significant main effect of the conditions on time ( $p = .661$ ).

## 6.2 Inter-rater Reliability (IRR)

The average IRR ranges from 0.16 to 0.31 in Phase 1 (see Figure 9). The IRR then increased to 0.51-0.65 by the end of Phase 3, after discussion (Phase 2).

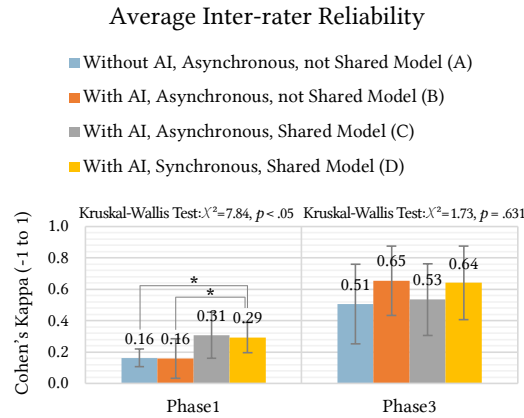


Fig. 9. Average Inter-coder Reliability after Phase 1 and after Phase 3. Error bars show .95 confidence intervals. A Kruskal-Wallis test for main effect in each phase is performed. Pairwise comparison with Mann–Whitney U-Test with two-sided alternative is performed, where \* :  $p < .05$ , \*\* :  $p < .01$ .

**6.2.1 Phase 1.** A Kruskal-Wallis test shows that there is a main effect between the IRR of four conditions in Phase 1 ( $\chi^2 = 7.84, p = .0495$ ). Post-hoc pairwise comparisons with one-tailed Mann-Whitney U-Test shows that IRR scores tend to be higher for AI conditions with Shared Model: IRR in *Condition A: Without AI, Asynchronous, not Shared Model* was significantly lower than *Condition C: With AI, Asynchronous, Shared Model* ( $p = .041$ ) and *Condition D: With AI, Synchronous, Shared Model* ( $p < .01$ ). IRR in *Condition B: With AI, Asynchronous, not Shared Model* was significantly lower compared to *Condition D: With AI, Synchronous, Shared Model* ( $p = .032$ ).

**6.2.2 Phase 3.** We did not observe any main effect between the four conditions for the IRR, with IRRs ranging from 0.51 in *Condition A: Without AI, Asynchronous, not Shared Model* to 0.65 in *Condition B: With AI, Asynchronous, not Shared Model* ( $p = .631$ ).

### 6.3 Code and Subcode Diversity

The terms, code and sub-code, are as defined as per section 5.6.2 and 5.6.3 (First-level code and Second-level code). The code and subcode diversity results are summarized in Figure 10. We only discuss Phase 1 and Phase 2 since since Phase 3 uses the codes and subcodes defined in Phase 2 and therefore has results similar to Phase 2.

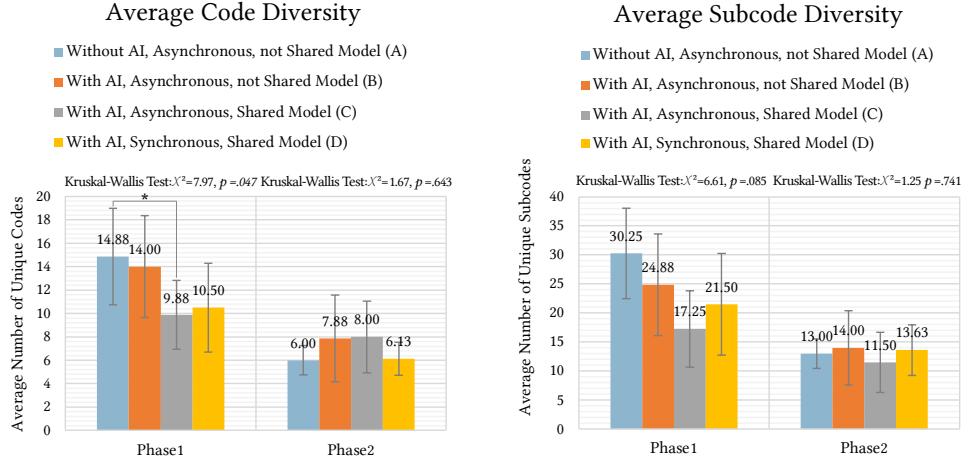


Fig. 10. Average Code and Subcode Diversities in Phase 1 and Phase 2. Error bars show .95 confidence intervals. A Kruskal-Wallis test for main effect in each phase is performed. Pairwise comparison with Mann-Whitney U-Test with two-sided alternative is performed, where \* :  $p < .05$ , \*\* :  $p < .01$ .

**6.3.1 Phase 1.** A Kruskal-Wallis test shows a significant main effect on condition on code diversity in Phase 1 ( $\chi^2 = 7.97, p = .046$ ). In particular, a post-hoc pairwise comparison with one-tailed Mann-Whitney U-Test shows that the observed diversity was lower for conditions with AI and Shared model: the code diversity for *Condition C: With AI, Asynchronous, Shared Model* ( $M = 9.88$  unique codes) was significantly lower than for *Condition A: Without AI, Asynchronous, not Shared Model* ( $M = 14.88, p = .011$ ) and *Condition B: With AI, Asynchronous, not Shared Model* ( $M = 14.00, p = .041$ ), while code diversity for *Condition D: With AI, Synchronous, Shared Model* ( $M = 10.50$ ) was significantly lower than for *Condition A: Without AI, Asynchronous, not Shared Model* ( $p = .028$ ) and *Condition B: With AI, Asynchronous, not Shared Model* ( $p = .05$ ). Subcode diversity did not seem to be impacted by our four conditions in Phase 1 ( $p = .085$ ).

with number of unique subcodes ranging from 17.25 in *Condition B: With AI, Asynchronous, not Shared Model* to 30.25 in *Condition A: Without AI, Asynchronous, not Shared Model*.

**6.3.2 Phase 2.** A Kruskal-Wallis test shows that there was no main effect in terms of Code Diversity after Phase 2 ( $p = .64$ ). The number of items decreased compared to Phase 1, with average ranging from 6.00 (*Condition A: Without AI, Asynchronous, not Shared Model*) to 8.00 (*Condition C: With AI, Asynchronous, Shared Model*). This lack of main effect was also visible for subcode diversity ( $p = .74$ ) with the number of subcodes being between 11.5 items (*Condition C: With AI, Asynchronous, Shared Model*) and 14.00 items (*Condition B: With AI, Asynchronous, not Shared Model*).

## 6.4 Code and Subcode Coverage

We report and summarize the average code and subcode coverage in Figure 11.

**6.4.1 Phase 1.** A Kruskal-Wallis test shows there was no main effect detected for code coverage between the four conditions in Phase 1 ( $p = .19$ ), where the coverage of code ranged from 0.75 (*Condition C: With AI, Asynchronous, Shared Model*) to 0.86 (*Condition A: Without AI, Asynchronous, not Shared Model*).

**6.4.2 Phase 2.** Similarly, a Kruskal-Wallis test did not identify any main effect after Phase 2 ( $p = .62$ ) with coverage ranging from 0.70 (*Condition C: With AI, Asynchronous, Shared Model*) to 0.81 (*Condition D: With AI, Synchronous, Shared Model*).

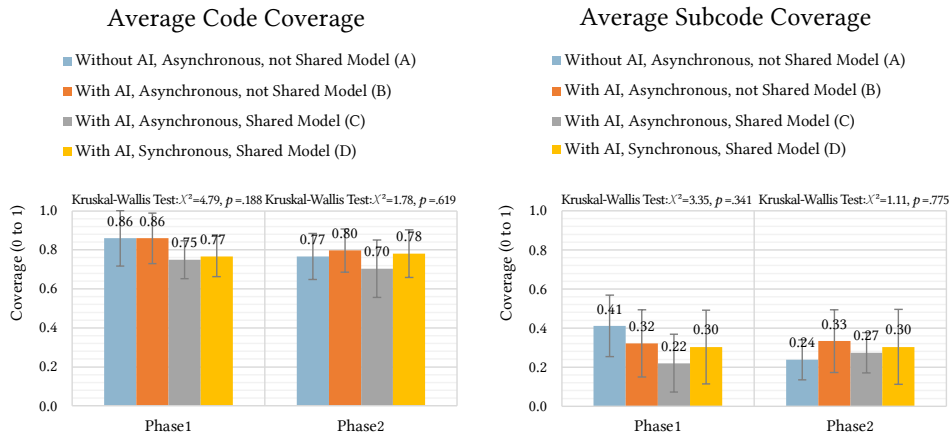


Fig. 11. Average Coverage of Code and Subcode in Phase 1 and Phase 2. Error bars show .95 confidence intervals. A Kruskal-Wallis test for main effect in each phase is performed. Pairwise comparison with Mann-Whitney U-Test with two-sided alternative is performed, where \* :  $p < .05$ , \*\* :  $p < .01$ .

## 6.5 Codes across Conditions

Overall, our main dependent variables allow us to understand how AI might help with coding. However, it can still be hard to find out whether the results across our four conditions are similar or at least comparable. We thus identify the 7

most common first-level codes in the formed codebook for each condition (see Table 5). Overall, the themes are rather similar (despite a slightly different ranking), suggesting that the results are consistent across the four conditions.

Table 5. The Ranking of Codes in Formed Codebook of Four Conditions. Only codes in the first level were counted. The codes in every cell are different expressions of one core idea labelled in bold.

Ranking	Condition A: Without AI, not Simultaneous, not Common Model	Condition B: With AI, not Simultaneous, not Common Model	Condition C: With AI, not Simultaneous, Common Model	Condition D: With AI, Simultaneous, Common Model
1	<b>Leadership:</b> Leadership skills(3); Leadership; leadership experiences(2); Leadership experience with poor relevance; Work Experience	<b>Strengths:</b> Humble; Motivated; Open-minded; Sociable; very focused; Courage; Reflective; Introspection; Rational; Confidence; Good qualities	<b>Leadership:</b> Leadership training; Leadership skills; Leadership Qualities(2); leadership(2); Leadership role; Leadership experience(2)	<b>Leadership:</b> Leadership experience(4); leadership(3); Leadership skills
2	<b>Weakness:</b> Using their weakness to their advantages; Weakness that is addressed; Weakness(2); Discussion on weakness; Overcoming weakness; Poor example of overcoming weakness; Weakness and overcoming weakness	<b>Weakness:</b> Weakness(6); slightly impulsive; Indecisive; Shy personality; Bad qualities; overcoming; Overcoming weakness; ways to overcome weaknesses	<b>Weakness:</b> Weakness(5); Candidate's weakness; Overcoming weakness; Weakness and how you overcome	<b>Weakness:</b> Weakness(4); personal weaknesses; Weakness and overcoming weakness; How to overcome weakness; Sharing weaknesses
3	<b>Hiring:</b> Key qualities for hiring; Irrelevant reasons for hiring; Self-marketing; Why candidate should be hired; Strengths and reason for hire; Reason to hire	<b>Leadership:</b> leadership(2); Leadership training; Group-oriented leadership style; Leadership and teamwork; leadership experience(4); Leadership skills	<b>Introduction:</b> Background; Introduction(3); self-introduction(3)	<b>Introduction:</b> Introduction(3); Introduction and Interest; Current status; self-introduction
4	<b>Introduction:</b> Personal introduction; Introduction; Education; Introduction of candidate; Interests	<b>Introduction:</b> Introduction(3); Background Information	<b>Challenges:</b> Challenges faced(3); Challenging Situation; challenge; Problem recognition; Team working challenge; Lack of resources; Language barriers	<b>Teamwork:</b> Teamwork(2); Teamwork experience(2)
5	<b>Teamwork:</b> Tendency to help/accommodate teammates; Teamwork(2); Team experience	<b>Challenges:</b> Difficulties; Challenges faced; examples of challenges working in a team; Teamwork challenges	<b>Hiring:</b> Reasons to Hire Candidate; reason to hire; perfecting herself; Reasons that interviewee should get hired; Why should you be hired	<b>Hiring:</b> Hiring Quality; Reasons to hire(2); Hiring decision; Strengths and reason for hire
6	<b>Problem solving:</b> Problem solving; Problem Solving Skills with poor relevance; Experienced problem solving skills	<b>Hiring:</b> Reasons for hiring; reason to hire; reasons for hiring interviewee	<b>Problem solving:</b> Overcome challenges(2); Dealing with the challenge; Problem-solving skills; Problem solving(2)	<b>Strengths:</b> Sharing personal strengths; Positive attributes; Strengths; Competitive advantage
7	<b>Interest in role:</b> Candidate's Vague Interest in Role; Candidate has Interest in the Role	<b>Interest:</b> Keen in health; interest	<b>Strengths:</b> Strengths(2); Candidate's strengths;	<b>Challenges:</b> Challenges faced; Challenge; Challenges and actions taken; handling challenges

## 7 DISCUSSION

### 7.1 AI & Shared Model Improves the Coding Efficiency while AI Alone Does Not

Overall, while our results highlight significant differences between our four conditions in terms of time (Phase 1), IRR (Phase 1), and code diversity (Phase 1), we did not observe any significant pairwise differences between *Condition A: Without AI, Asynchronous, not Shared Model* and *Condition B: With AI, Asynchronous, not Shared Model*, as most of the observed differences were between, on one hand, *Condition C: With AI, Asynchronous, Shared Model* and *Condition D: With AI, Synchronous, Shared Model* and, on the other hand *Condition A: Without AI, Asynchronous, not Shared Model* and *Condition B: With AI, Asynchronous, not Shared Model*. As such, we believe that AI alone (without any shared model) was not able to positively impact the coding efficiency in CQA.

Instead, we found that using AI and a shared model allowed our participants to be potentially faster, reach a high level of IRR, at the cost of a slightly reduced code diversity in the code development phase.

**7.1.1 Lower Coding Time.** Although only *Condition C: With AI, Asynchronous, Shared Model* is significantly faster than the baseline condition in Phase 1 while *Condition D: With AI, Synchronous, Shared Model* lacks significance, as our results show, participants under the conditions with AI and Shared Model seems to be faster in overall time (13.8-18.9%), Phase 1 (4.6-15.5%), and Phase 2 (12.8-25.3%), while not in Phase 3. Further experiments with more data need to be conducted to confirm this trend.

Overall, more participants shared positive experience in conditions with Shared AI models: 5/8 pairs in *Condition C: With AI, Asynchronous, Shared Model* and 5/8 pairs in *Condition D: With AI, Synchronous, Shared Model* felt that the coding process was smooth and fast with the system. For example, the shared model can provide timely suggestions for users to revise their codes in terms of expression: "It sometimes has a better phrase or better word. You can just take from that." (P34 in *Condition D: With AI, Synchronous, Shared Model*). It also helps coders to align their understanding with the other coder during the coding process. "For me, it will be yes (coding efficiency was improved). Because my partner was coding like just the main point... When I'm was doing my own coding, I click on the code and see the main point. So it definitely helps me understand what is going on." (P17 in *Condition D: With AI, Synchronous, Shared Model*). With the shared model, they are able to reuse their previous codes. "Because it already has the options that I have entered before. It is faster, if I want to add the same code in the other paragraphs. I do not have to keep referring to what I wrote above." (P37 in *Condition C: With AI, Asynchronous, Shared Model*).

In contrast, there is only one participant (P63) in *Condition B: With AI, Asynchronous, not Shared Model* who thought that the coding efficiency improved thanks to the system. As she said, "Even if it does not help a lot, it does help to a certain degree. Any help is appreciated". This could be because of the lack of a shared model in this condition, thus participants had to code individually using their own model. Other participants in *Condition B: With AI, Asynchronous, not Shared Model* thus showed a negative or neutral attitude towards the system in terms of coding efficiency.

In addition, we would like to highlight that because of our experiment constraints, we forced some of our participants to stop after 20 minutes (4 pairs who did not finish in regulated time, see Section 5.6.3). As such, the differences between *Condition A: Without AI, Asynchronous, not Shared Model*, which is the closest to 20 minutes in Phase 1 (see Figure 7) and the other conditions might be actually higher in real-world usage, although we would need more data to conclude.

**7.1.2 Higher Initial IRR.** Similarly, participants with AI & Shared Model tended to have an IRR in Phase 1. The higher IRR in Phase 1 of *Condition C: With AI, Asynchronous, Shared Model* and *Condition D: With AI, Synchronous, Shared Model* could be explained by the participants' ability to leverage the shared model and potentially update their codes

when performing the task. This could be seen as coders are involved into negotiation and merging process earlier than traditional coding methods and thus may enable them to come to an agreement sooner at the early stage of coding: "After I wrote (a code), I would check if the suggested codes are better." (P33 in Condition C: With AI, Asynchronous, Shared Model). Similarly, "It could have another word for introduction. For example, maybe my partner will say intro. But if you want to formalise things, then we realized that introduction is a more formalized code." (P31 in Condition D: With AI, Synchronous, Shared Model).

**7.1.3 Lower Diversity.** While shared model seems to allow participants to save time and converge on their codes at the early phase of coding, this also resulted in lower code diversity: on average, the total number of unique codes decreased by respectively 5.00/14.88 (Condition C: With AI, Asynchronous, Shared Model) and 4.33/14.88 (Condition D: With AI, Synchronous, Shared Model) compared to our baseline Condition A: Without AI, Asynchronous, not Shared Model (Mean = 14.88). This can firstly be explained by the overall higher agreement, which mechanically reduced the number of different codes used, and by the usage of suggested codes (which are shared among users in Condition C: With AI, Asynchronous, Shared Model and Condition D: With AI, Synchronous, Shared Model).

**7.1.4 Effect of Synchrony.** It is interesting to notice that the synchrony of coding (Synchronous or Asynchronous) did not appear to impact CQA performance, as we did not observe any differences between Condition C: With AI, Asynchronous, Shared Model and Condition D: With AI, Synchronous, Shared Model. However, from our observation, some coders in Condition C: With AI, Asynchronous, Shared Model tended to select codes from the AI (derived from the first coder's codes) instead of proposing their own. Participants thus shared concerns about potential bias using the shared model and were concerned that the code diversity and coverage in the open coding process (Phase 1) would be decreased. "Bias was a bit problematic. Because when you're given suggestions that you might not need, but it shows it has a high confidence level, then subconsciously, I guess you might try to incorporate it [...] which you might not have done otherwise." (P48 in Condition C: With AI, Asynchronous, Shared Model). Also, differences in coding speed could lead to similar effect, with one slower coder reusing the code of a faster, simultaneous coder: "We both generated a common knowledge base... but because I was going slower, then a suggestion coming out with a 0.9 confidence score [ND author: from the other coder], which is the code I would have written. That's why I feel biased." (P30 in Condition D: With AI, Synchronous, Shared Model). It is important to remember that the coders did not know the codes were seeded from the first coder, so they would regard them as AI suggestions. Also, the coders could only see the suggestions after selecting text, so they would still have room to actively think about how to independently code their selections first, before using the system. We believe that leveraging the shared model is important, but making the second coder aware of whether a suggestion came from the AI or a previous coder would change the level of their trust to the codes, and thus change the dependency between both coders.

**7.1.5 Similarity of Codebooks across Conditions.** Despite the lower initial diversity, our results in this particular study do show a high level of similarity between the four codebooks that generated after discussion. The similarity is seen for Phase 2 in terms of Code Diversity (similar number of codes, no significant differences), coverage and content (summarized in Table 5). Most code categories appeared in all four codebooks, e.g. introduction, leadership, weakness, hiring. For this study, we used data from the MIT interview dataset, which has been widely used for CQA. Further studies using different datasets would be required to validate this observation.



## 7.2 Trade-off: (Coding Time & IRR) vs. Code Diversity

Overall, AI with a Shared Model seems saved time, and helps users agree on codes early on (higher IRR scores) while decreasing the code diversity. These results are mostly observed in Phase 1 (prior to the discussion) and tend to disappear in later stages, as we did not observe any main effects in Phase 2 and 3. We also observed another interesting trend (although not significant): conditions with shared model appeared to have a lower discussion time in Phase 2 (see Figure 8), although the lack of a significant main effect suggests that more data would be needed to possibly confirm this trend. We discuss the various aspects of this trade-off in the following sub-subsections.

**7.2.1 AI & Shared Model Fosters Strong Discussions.** We observed that some coders were willing to rely on the AI-suggested codes (derived from both coders' coding history), but still actively proposed new codes: *"So [AI] suggested weakness [as a code], I thought it could be society. I want to say this kind of inconsistency is just a difference of opinion [of what] terms or labels here."* (P48 in Condition C: With AI, Asynchronous, Shared Model). This actually encourages the timely comparison and validation in their mind, forcing them to rethink their own choices, and further brings these thoughts into the discussion part. Therefore, the system would foster a stronger discussion.

**7.2.2 Lower Diversity and Over-reliance on the System.** The positive impact of AI & Shared model should not make researchers overlook a potential drawback we observed, which is the decreased code diversity at an early stage (Phase 1). This reduced diversity could be due to an over-reliance on another coder, either the system's suggestions. We believe that code diversity is important in CQA, as it brings multiple perspectives into the process, and leads to a higher code diversity, and ensures the coding quality [3, 41].

While AI could have been a filter to distinguish two kinds of discussion points, it can lead to users over-relying on the system, especially when they want to increase their speed, or simply have trouble formalizing the name for their code, thus potentially decreasing the possibility to double-check for different opinions, and becoming only choosing from the system. As such, over-reliance on the system, while potentially time saving, could be of concern, especially for loosely-defined coding tasks where a codebook might take several iterations to be finally agreed upon. In future work, over-reliance on the AI system could be reduced through a careful training session for the system, interface warnings that a user is using the system too much, or possibly disabling the system temporarily in case of over-reliance. No matter what, we believe that **(Coding Time & IRR) vs. Diversity trade-off** will always be present in the early phases of the coding process.

## 7.3 Is AI & Shared Model the best for CQA? Different Application Scenarios.

With all the points from the above subsections in mind, we do not argue that AI & Shared Model is the best solution for CQA.

**7.3.1 Supporting Different Purposes with Different Independence Level.** From our observation in the evaluation, the four collaboration methods, in the end, simulate the four different levels of independence, which might be desirable in different real-life scenarios (see section 3). Without the AI or Shared Model (Condition A & B), coders kept the highest level of independence—no communication during the code development phase, while with AI & Shared Model (Condition C, D), coders were somehow connected and communicated with each other indirectly through AI. Different levels of independence showed different results: a higher level of independence generated higher code diversity while a lower level led to higher code efficiency. This is in line with feedback from participants in the interview (see Section 3.2.2), that they might slightly sacrifice independence for higher coding efficiency when time is limited.

While we wish to design AI-assisted systems to improve the effectiveness of users, it should not come at the expense of coding quality. Otherwise, of course, users would revert to traditional tools that can get ensure coding quality through extensive discussion between collaborators on line-by-line and code-by-code basis. As such, we believe that more work needs to be done on this topic, to reduce the potential low diversity problem when AI is involved. For example, enabling AI to generate synonyms or only keywords of potential codes [35] for coders' references after they provide their own, enabling the system to link back to the previous data via simple clicks to ensure better comparison and get nuanced difference between text selections. Therefore, we highlight this **relationship between independence level and coding outcome** through this evaluation to inspire future work in this area.

The observation, along with our formative interview, further allows us to identify two kinds of scenarios for CQA purposes: efficiency-oriented vs. creativity-oriented. On the one hand, when they have limited time, and also they are not only relying on qualitative results (e.g., mix methods), they might sacrifice the strict level of coding a bit for higher coding efficiency, or choose another method like thematic analysis instead of fully Grounded Theory process. On the other hand, if their research heavily relies on the creativity, perspective and critical thinking (e.g., Psychology, Anthropology), they should minimize the influence of others, and keep thinking independently as much as possible. For example, only applying separate models to do coding, in which their codes are compared, grouped, and deduplicated with their own coding history, and then are used to provide suggestions.

**7.3.2 Support Different Users with AI & Shared Model.** We believe that CoAICoder could be helpful for different users in multiple CQA scenarios. Our study used graduate students as participants, who do not have extensive experiences with qualitative coding. This population, from our and our interviewees' experience (see Section 3.2.2), tends to do CQA analysis and codebook creation quite often. Our results show that CoAICoder (with a shared model) can help them come up with a codebook faster and with higher initial levels of agreement.

*CoAICoder for the Learning purpose of Novices.* Our participants welcomed the code suggestion, especially in the very early part of the process: "Firstly I did not know what to put because I don't know what is required." (P49 in Condition C: With AI, Asynchronous, Shared Model). "Quite useful, because at least I can start. That's how I supposed to done." (P36 in Condition C: With AI, Asynchronous, Shared Model). Participants found the system easy to use "It seems pretty easy to use." (P63). Our system could thus alleviate learning curve pointed by prior works [25, 45] that current QDA software like nViVo, Atlas.ti is hard to learn and use, leading users to resort to traditional software such as Google Docs and Sheets that are designed for collaboration.

*CoAICoder for Expert Users.* We also believe that expert coders would also benefit from the system, as it would likely allow them to save time and achieve higher levels of agreement via AI's filtering. In fact, we suspect that expert users might not rely on the system as much, reducing the potential for over-reliance. Further evaluation should be conducted to confirm this.

## 8 DESIGN IMPLICATIONS

### 8.1 Unit of Analysis (UoA) and Code Level

The unit-of-analysis (UoA) defines the level at which annotations are made to the text (e.g. flexible or sentence level) [42]. In our experiment, we did not regulate UoA and code level, but only suggested them to do coding on paragraphs, leading the selection of codes and selected sentences to be free. We did this considering that in the real-world coding process, people use popular QDA software suites such as MaxQDA to apply codes in different units (individual words -

multiple paragraphs) [42] at different code levels. Thus, we believe AI-assisted coding should be natural and similar to the real qualitative analysis process. We observed two implications from this setup.

**8.1.1 Extreme Codes Affect Performance of AI.** Firstly, the AI system has its own limitations as it can only suggest generic codes. *"So let's say for 'leadership' code, right? We should write like 'introduction to leadership' and then it can be applied across the 200 (transcripts). If you write like 'introduction to event planning', we can't use it, as not everybody organized ['event']"* (P17 in Condition D: With AI, Synchronous, Shared Model). This result is reflected in the observation that coders would do coding based on different levels of interpretation (see section 3.2.2). Some people do coding at a general level while others do coding at a specific level. The broad and general codes usually might not be the most informative while codes that are too specific cannot be applied to similar documents. From a system perspective, AI generates suggestions differently at various levels of selection. This could lead to potential disappointments. *"When I selected one sentence of this paragraph, the code is there. But when I select the whole paragraph, the [same] code is not there [any more]"* (P47 in Condition C: With AI, Asynchronous, Shared Model). There exists a balanced point between meaningful codes and not applicable codes. Thus, the level of codes should be considered as an important quantifiable variable when measuring the impact of involving AI in future work.

**8.1.2 Levels of Text Affect the Merging of Codes.** Secondly, it was a bit challenging to format the results for evaluation if coders' always select different units of text. The evaluation itself has been described as "elusive" by Rosaline S. Barbour in Flick's book [14]. Conversely, previous work makes suggestions at the sentence level [42]. We argue that this may restrict the way to do coding. Instead of regulating coding ways, we mapped these codes to the sentences level after getting coding results. However, this could pose many difficulties for analysis. For example, it is ambiguous if two coders assigned the equal codes due to code levels and unit-of-analysis are different, while the calculation of *IRR* usually requires precise numeric codes on similar levels of text. To address this issue in future research, we suggest code teams pre-discuss and come to an agreement on some "soft rules" like what levels of units (sentences, paragraphs) and codes they should perform, to improve the coding consistency.

## 8.2 Managing Users' Expectation

**8.2.1 Calibrate Users' Expectation Before Coding.** In our experiment, participants desired a high level of accuracy with AI-assisted coding tools. Prior research has shown that inappropriate expectations of users will reduce user satisfaction with AI [4, 11, 23, 28]. In our case, although we used a pre-trained model to improve the accuracy of code suggestions, participants still mentioned that they wanted more accuracy and reliability. When the accuracy of code suggestions failed to meet their expectation, they would switch to type down their own codes. Additionally, the sometimes inaccurate suggestions of AI brought them confusion when selecting different parts of the paragraph. The uncertainty of the results would damage their confidence towards the AI. *"For one sentence I thought it was 'interest'. The number [for the other suggestion] was like 0.9 but for 'interest' was like 0.00 something. I was a bit confused."* (P62 in Condition B: With AI, Asynchronous, not Shared Model). *"When I selected one sentence in this paragraph, the code is there. But when I select the whole paragraph, the code is not there."* (P35 in Condition C: With AI, Asynchronous, Shared Model). Also, participants expected more timely results of suggestion once requested. Our current "retrieve-train-predict" process lasts for at least 10 seconds even on a GPU. This could have affected user's willingness to use the AI suggestions. *"One difficulty is the code I put in takes a while to come out when I want to use it again for another passage."* (P38 in Condition

C: With AI, Asynchronous, Shared Model). "Because there is nothing to choose at first, so it becomes a habit after a while. I only add and check." (P34 in Condition D: With AI, Synchronous, Shared Model). As such, apart from improving the accuracy and stability of the system, managing users' expectations will be very important for future work. For example, calibrating users' expectations prior to using the system, by informing them of the system's capabilities, expected accuracy, and potential mistakes. It would also be promising to make the suggestions more explainable and interpretable so that users can understand why the AI provided such a suggestion, which may alleviate users' doubts, distrust, and frustration [20, 27, 32, 33].

**8.2.2 Could Imperfect Suggestions still Help?** Although we want the AI to be accurate as possible as we can, it is far from perfect. Researchers have found that imperfect AI can still help users in some ways [28]. In our case, if AI suggestions conflict with the assumptions of the coders, it could mean that either the AI suggestions are partially wrong; or that they are completely wrong. For AI suggestions which is partially wrong, the user can select the codes and then edit them manually to put their own code suggestion. In this case, the partially wrong suggestions can still help users form an idea for a code, which also helps the model perform better in later training. For AI suggestions which is completely wrong, the user can instead type down their own codes. However, some coders may not be aware that this possibility exists, and sometimes they might simply select a code from the list instead. "I guess I did not use [the AI suggestions] much, because the words I needed wouldn't not be suggested. But I guess if one suggestion is a bit close to what you are thinking, it's enough. But if you want to put your exact thoughts, then I guess doing it manually would be better." (P48 in Condition C: With AI, Asynchronous, Shared Model). Sometimes a relevant suggestion might not in the top five, but in the top ten instead. Thus it would be helpful if the user could also have access to a longer list of the codes upon request. While this feature might not be used often, it would give the users more control over the system. "I think for myself, [the system] wasn't that helpful... because there's [sic] only five in the drop-down list. Even if I want something that is exactly the same words, but it's not in the top five recommended, I cannot get it. There isn't a scroll down or something." (P32 in Condition C: With AI, Asynchronous, Shared Model) Also, when the data size becomes large, the number of codes would be relatively stable, the accuracy of the model would be improved and there would be no need to update the model frequently.

## 9 LIMITATIONS AND FUTURE WORK

This work has limitations. First, our study used students that were novices at CQA. By working with novices only, we wanted to investigate a worst-case scenario, where users might initially not have a clear idea on the coding process, and therefore, where the help of CoAICoder might be the strongest. In some cases, we observed slight over-reliance on the system, which might have to be explained by our sampling strategy (recruitment of novice users), which needs to be kept in mind. However, the use of novices does not eliminate the need for discussion and collaboration, and therefore, experts would also benefit from the system because of its time-saving property. In future work, we will expand the users to expert-expert and expert-novice, as well as non-native speakers to explore other potential benefits with our system. We would also like to expand the application stages to the later stages to explore if AI can help to save time.

Notably, the small-scale but time-consuming and iterative nature in the early stage of CQA could have posed many challenges in model accuracy, and potentially affected the subjective feelings and coding time that we achieved in this study. Also, it takes a while for the model is stable to provide good suggestions, although we told this to participants before the coding to lower their expectation, which could also have affected their impression to the system. Therefore, it would be beneficial to use data augmentation technology or other NLP pipelines to improve the model performance

on small dataset in future work. It could then be interesting to explore potential correlations between the quality of system suggestion and over-reliance on the system.

Additionally, this work was done with one dataset (MIT interviews), and it would be important to explore other types of dataset to validate the results for different contexts. Also, instead of testing the optimal number for AI suggestions, we chose a possible number of list for the design of CoAICoder in this version, but we believe that number of suggestions is an important design consideration for users' behaviors. Besides, it could be interesting to investigate the influence between showing the AI suggestions before and after users select the text.

## 10 CONCLUSION

In this work, we examine the application of AI in CQA and evaluate different ways of collaboration between coders. To the best of our knowledge, we are the first to focus on applying AI in the collaboration of qualitative coding, as prior research mainly focused on coding individually with AI while *AI-assisted collaborative qualitative analysis* has remained unexplored. To this end, we firstly understood coders' CQA behaviors, difficulties and opportunities via a series of semi-structured interviews. We then designed and implemented a prototype, *CoAICoder*, to assist coders do codes comparisons in the early stages of coding, and then provide code suggestions based on their compared code history. We finally evaluated *CoAICoder* with 64 (32 pairs) novice participants with four different collaboration ways, in which we identified the relationship between independence level and coding outcome, and the trade-off between (Coding Time & IRR) vs. Code Diversity. In addition, we also identified design implications to inspire the future design of CQA systems.

## REFERENCES

- [1] [n. d.]. Secure & Seamless Cloud Collaboration for Teams. [EB/OL]. <https://www.maxqda.com/teamcloud> Accessed January 27, 2022.
- [2] Mohammad Amiryousefi, Masumeh Sadat Seyyedrezaei, Ana Gimeno-Sanz, and Manssor Tavakoli. 2021. Impact of Etherpad-based Collaborative Writing Instruction on EFL Learners' Writing Performance, Writing Self-efficacy, and Attribution: A Mixed-Method Approach. *Two Quarterly Journal of English Language Teaching and Learning University of Tabriz* 13, 28 (2021), 19–37.
- [3] Ross C Anderson, Meg Guerreiro, and Joanna Smith. 2016. Are all biases bad? Collaborative grounded theory in developmental evaluation of education policy. *Journal of Multidisciplinary Evaluation* 12, 27 (2016), 44–57.
- [4] Zahra Ashktorab, Q Vera Liao, Casey Dugan, James Johnson, Qian Pan, Wei Zhang, Sadhana Kumaravel, and Murray Campbell. 2020. Human-AI collaboration in a cooperative game setting: measuring social perception and outcomes. *Proceedings of the ACM on Human-Computer Interaction* 4, CSCW2 (2020), 1–20.
- [5] Aneesha Bakharia, Peter Bruza, Jim Watters, Bhuva Narayan, and Laurianne Sitbon. 2016. Interactive topic modeling for aiding qualitative content analysis. In *Proceedings of the 2016 ACM on Conference on Human Information Interaction and Retrieval*. 213–222.
- [6] Eric PS Baumer, David Mimno, Shion Guha, Emily Quan, and Geri K Gay. 2017. Comparing grounded theory and topic modeling: Extreme divergence or unlikely convergence? *Journal of the Association for Information Science and Technology* 68, 6 (2017), 1397–1410.
- [7] Sarah Bebermeier and Denise Kerkhoff. 2019. Use and Impact of the Open Source Online Editor Etherpad in a Psychology Students' Statistics Class. *Psychology Teaching Review* 25, 2 (2019), 30–38.
- [8] Tom Bocklisch, Joey Faulkner, Nick Pawlowski, and Alan Nichol. 2017. Rasa: Open source language understanding and dialogue management. *arXiv preprint arXiv:1712.05181* (2017).
- [9] Tanja Bunk, Daksh Varshneya, Vladimir Vlasov, and Alan Nichol. 2020. Diet: Lightweight language understanding for dialogue systems. *arXiv preprint arXiv:2004.09936* (2020).
- [10] Nan-chen Chen, Rafal Kocielnik, Margaret Drouhard, Vanessa Peña-Araya, Jina Suh, Keting Cen, Xiangyi Zheng, and Cecilia R Aragon. 2016. Challenges of applying machine learning to qualitative coding. In *CHI 2016 workshop on human centred machine learning*.
- [11] Hao-Fei Cheng, Ruotong Wang, Zheng Zhang, Fiona O'Connell, Terrance Gray, F Maxwell Harper, and Haiyi Zhu. 2019. Explaining decision-making algorithms through UI: Strategies to help non-expert stakeholders. In *Proceedings of the 2019 chi conference on human factors in computing systems*. 1–12.
- [12] Bonnie Chinh, Himanshu Zade, Abbas Ganji, and Cecilia Aragon. 2019. Ways of qualitative coding: A case study of four strategies for resolving disagreements. In *Extended Abstracts of the 2019 CHI Conference on Human Factors in Computing Systems*. 1–6.
- [13] Juliet Corbin and Anselm Strauss. 2014. *Basics of qualitative research: Techniques and procedures for developing grounded theory*. Sage publications.

- [14] Flora Cornish, Alex Gillespie, and Tania Zittoun. 2013. Collaborative analysis of qualitative data. *The Sage handbook of qualitative data analysis* 79 (2013), 93.
- [15] Margaret Drouhard, Nan-Chen Chen, Jina Suh, Rafal Kocielnik, Vanessa Pena-Araya, Keting Cen, Xiangyi Zheng, and Cecilia R Aragon. 2017. Aeonium: Visual analytics to support collaborative qualitative coding. In *2017 IEEE Pacific Visualization Symposium (PacificVis)*. IEEE, 220–229.
- [16] Jessica L Feuston and Jed R Brubaker. 2021. Putting Tools in Their Place: The Role of Time and Perspective in Human-AI Collaboration for Qualitative Analysis. *Proceedings of the ACM on Human-Computer Interaction* 5, CSCW2 (2021), 1–25.
- [17] Uwe Flick. 2013. *The SAGE handbook of qualitative data analysis*. Sage.
- [18] Fábio Freitas, Jaime Ribeiro, Catarina Brandão, Luís Paulo Reis, Francislé N de Souza, and António Pedro Costa. 2017. Learn for yourself: The self-learning tools for qualitative analysis software packages. *Digital Education Review* 32 (2017), 97–117.
- [19] Abbas Ganji, Mania Orand, and David W McDonald. 2018. Ease on Down the Code: Complex Collaborative Qualitative Coding Simplified with 'Code Wizard'. *Proceedings of the ACM on Human-Computer Interaction* 2, CSCW (2018), 1–24.
- [20] Nahid Golafshani. 2003. Understanding reliability and validity in qualitative research. *The qualitative report* 8, 4 (2003), 597–607.
- [21] Max Goldman, Greg Little, and Robert C Miller. 2011. Real-time collaborative coding in a web IDE. In *Proceedings of the 24th annual ACM symposium on User interface software and technology*. 155–164.
- [22] Ken Gorro, Jeffrey Rosario Ancheta, Kris Capao, Nathaniel Oco, Rachel Edita Roxas, Mary Jane Sabellano, Brandie Nonnecke, Shrestha Mohanty, Camille Crittenden, and Ken Goldberg. 2017. Qualitative data analysis of disaster risk reduction suggestions assisted by topic modeling and word2vec. In *2017 International Conference on Asian Language Processing (IALP)*. IEEE, 293–297.
- [23] G Mark Grimes, Ryan M Schuetzler, and Justin Scott Giboney. 2021. Mental models and expectation violations in conversational AI interactions. *Decision Support Systems* 144 (2021), 113515.
- [24] Tim Hopper, Hong Fu, Kathy Sanford, and Thiago Alonso Hinkel. 2021. YouTube for transcribing and Google drive for collaborative coding: Cost-effective tools for collecting and analyzing interview data. *The Qualitative Report* 26, 3 (2021), 861–873.
- [25] Jialun Aaron Jiang, Kandrea Wade, Casey Fiesler, and Jed R Brubaker. 2021. Supporting Serendipity: Opportunities and Challenges for Human-AI Collaboration in Qualitative Analysis. *Proceedings of the ACM on Human-Computer Interaction* 5, CSCW1 (2021), 1–23.
- [26] Andreas Kaufmann, Ann Barcomb, and Dirk Riehle. 2020. Supporting Interview Analysis with Autocoding.. In *HICSS*. 1–10.
- [27] Bran Knowles, Mark Rouncefield, Mike Harding, Nigel Davies, Lynne Blair, James Hannon, John Walden, and Ding Wang. 2015. Models and patterns of trust. In *Proceedings of the 18th ACM Conference on Computer Supported Cooperative Work & Social Computing*. 328–338.
- [28] Rafal Kocielnik, Saleema Amershi, and Paul N Bennett. 2019. Will you accept an imperfect ai? exploring designs for adjusting end-user expectations of ai systems. In *Proceedings of the 2019 CHI Conference on Human Factors in Computing Systems*. 1–14.
- [29] Karen S Kurasaki. 2000. Intercoder reliability for validating conclusions drawn from open-ended interview data. *Field methods* 12, 3 (2000), 179–194.
- [30] William Leeson, Adam Resnick, Daniel Alexander, and John Rovers. 2019. Natural Language Processing (NLP) in qualitative public health research: a proof of concept study. *International Journal of Qualitative Methods* 18 (2019), 1609406919887021.
- [31] Robert P Lennon, Robbie Fraleigh, Lauren J Van Scoy, Aparna Keshaviah, Xindi C Hu, Bethany L Snyder, Erin L Miller, William A Calo, Aleksandra E Zgierska, and Christopher Griffin. 2021. Developing and testing an automated qualitative assistant (AQUA) to support qualitative analysis. *Family Medicine and Community Health* 9, Suppl 1 (2021).
- [32] Q Vera Liao, Daniel Gruen, and Sarah Miller. 2020. Questioning the AI: informing design practices for explainable AI user experiences. In *Proceedings of the 2020 CHI Conference on Human Factors in Computing Systems*. 1–15.
- [33] Brian Lubars and Chenhao Tan. 2019. Ask not what AI can do, but what AI should do: Towards a framework of task delegability. *arXiv preprint arXiv:1902.03245* (2019).
- [34] Moira Maguire and Brid Delahunt. 2017. Doing a thematic analysis: A practical, step-by-step guide for learning and teaching scholars. *All Ireland Journal of Higher Education* 9, 3 (2017).
- [35] Megh Marathe and Kentaro Toyama. 2018. Semi-automated coding for qualitative research: A user-centered inquiry and initial prototypes. In *Proceedings of the 2018 CHI Conference on Human Factors in Computing Systems*. 1–12.
- [36] Mary L McHugh. 2012. Interrater reliability: the kappa statistic. *Biochemia medica* 22, 3 (2012), 276–282.
- [37] Iftekhar Naim, M Iftekhar Tanveer, Daniel Gildea, and Mohammed Ehsan Hoque. 2015. Automated prediction and analysis of job interview performance: The role of what you say and how you say it. In *2015 11th IEEE international conference and workshops on automatic face and gesture recognition (FG)*, Vol. 1. IEEE, 1–6.
- [38] Austin G Oswald. 2019. Improving outcomes with qualitative data analysis software: A reflective journey. *Qualitative Social Work* 18, 3 (2019), 436–442.
- [39] Pablo Paredes, Vasilis Oikonomou, Rocío Francesca Guerrero, Terrie Yang, Pierre Karashchu, Biye Jiang, James Landay, Coye Cheshire, and John Canny. 2017. INQUIRE Tool: Early Insight Discovery for Qualitative Research. In *Companion of the 2017 ACM Conference on Computer Supported Cooperative Work and Social Computing*. 29–32.
- [40] David Porfirio, Evan Fisher, Allison Sauppé, Aws Albarghouthi, and Bilge Mutlu. 2019. Bodystorming human-robot interactions. In *Proceedings of the 32nd Annual ACM Symposium on User Interface Software and Technology*. 479–491.
- [41] K Andrew R Richards and Michael A Hemphill. 2018. A practical guide to collaborative qualitative data analysis. *Journal of Teaching in Physical Education* 37, 2 (2018), 225–231.

- [42] Tim Rietz and Alexander Maedche. 2021. Cody: An AI-Based System to Semi-Automate Coding for Qualitative Research. In *Proceedings of the 2021 CHI Conference on Human Factors in Computing Systems*. 1–14.
- [43] Jonathan A Smith. 2015. Qualitative psychology: A practical guide to research methods. *Qualitative psychology* (2015), 1–312.
- [44] Maike Vollstedt and Sebastian Rezat. 2019. An introduction to grounded theory with a special focus on axial coding and the coding paradigm. *Compendium for early career researchers in mathematics education* 13 (2019), 81–100.
- [45] Jasy Liew Suet Yan, Nancy McCracken, and Kevin Crowston. 2014. Semi-automatic content analysis of qualitative data. *ICConference 2014 Proceedings* (2014).
- [46] Himanshu Zade, Margaret Drouhard, Bonnie Chinh, Lu Gan, and Cecilia Aragon. 2018. Conceptualizing disagreement in qualitative coding. In *Proceedings of the 2018 CHI conference on human factors in computing systems*. 1–11.