
BLOOM FILTERS FOR MOLECULES

Jorge Medina

Department of Chemical Engineering
University of Rochester
Rochester, New York, USA
jmedina9@ur.rochester.edu

Andrew D. White *

Department of Chemical Engineering
University of Rochester
Rochester, New York, USA
andrew.white@rochester.edu

ABSTRACT

Ultra-large chemical libraries are reaching 10s to 100s of billions of molecules. A challenge for these libraries is to efficiently check if a proposed molecule is present. Here we propose and study Bloom filters for testing if a molecule is present in a set using either string or fingerprint representations. Bloom filters are small enough to hold billions of molecules in just a few GB of memory and check membership in sub milliseconds. We found string representations can have a false positive rate below 1% and require significantly less storage than using fingerprints. Canonical SMILES with Bloom filters with the simple FNV hashing function provide fast and accurate membership tests with small memory requirements. We provide a general implementation and specific filters for detecting if a molecule is purchasable, patented, or a natural product according to existing databases at <https://github.com/whitead/molbloom>.

Keywords Bloom Filter, fingerprint, SMILES, hashing

1 Introduction

With the growing scale of molecular screening, which now involves searching through billions of chemical structures, the processing times for querying extensive compound datasets have significantly increased.^{1,2} To address this, Bloom filters can compact any database just for membership verification.

The Bloom filter, a space-efficient and probabilistic data structure, was designed to ascertain whether an element belongs to a specific set. First proposed by Bloom,³ this data structure has demonstrated exceptional value for large datasets, where traditional set membership testing methods would be excessively time-consuming. At its core, the Bloom filter utilizes a fixed-size (m) bit array to represent n elements, employing k hash functions to map each element to k positions within the array.³⁻⁵ This allows Bloom filters to conduct set membership tests with low false positive rates while utilizing less time and space compared to traditional data retrieval techniques.

Originally applied in dictionaries and spell checkers,^{3,6} Bloom filters allowed for the quick identification of words within a given vocabulary, where the only significant drawback was with fake positives when misspelled words were labeled as being correct. Over time, the scope of their applications broadened to encompass web searches such as Google Chrome's former implementation of a Bloom filter to detect malicious URLs,⁷ among other use cases.⁸⁻¹⁰ As underscored by the Bloom Filter principle,⁵ "Wherever a list or set is used, and space is at a premium, consider using a Bloom filter if the effect of false positives can be mitigated."

Traditionally, molecules have been represented using structure-based fingerprints.¹¹ In this study, we built different bloom filters using the Coconut database¹² to compare the effectiveness of structure-based hashing with string hashes in the Bloom filter; we demonstrate that string hashing consistently outperforms its counterpart. To provide further context, Table 1 presents well-known chemistry databases, their approximate number of compounds, storage size required for text (SMILES) representation, and a comparison with a Bloom filter designed to store an equivalent number of molecules.

*Corresponding Author

Name	Size (# of compounds)	Size (GB) ^a	Bloom filter size needed (GB) ^b
ZINC ²	> 2 billion	>100	>2.56730
ChemBL ¹⁶	2,354,965	0.117	0.003023
Coconut ¹²	407,270	0.0204	0.000522
BindingDB ¹⁷	566,000	0.0283	0.000727
PubChem ¹⁸	113,993,087	5.700	0.146344
SureChemBL ¹⁹	22,843,364	1.1422	0.02932
Available Chemical Directory	> 3,2 million	> 0.16	>0.004108
ChemNavigator	10,000,000	0.5	0.012837
ChemBridge	1,3 million	0.065	0.001668
ChemSpider ²⁰	> 115,000,000	>5.75	>0.14763

Table 1: Examples of Chemical Compounds Databases. ^a Estimated text file sizes for SMILES based on a 95M sample; total sizes inferred by linear scaling to avoid loading entire datasets. ^b Estimated Bloom filter size needed for a fixed false positive rate of 0.005.

This study explores different ways of using bloom filters for molecules. It is important to note that, while not a focus of our investigation, alternative data structures address some limitations inherent to Bloom filters. Notably, Cuckoo filters¹³ allow for dynamic item insertion and deletion, a feature lacking in traditional Bloom filters. In addition to Cuckoo filters, other alternatives such as Quotient filters¹⁴ and Count-Min sketches¹⁵ can be found in the literature.

A Bloom filter is initialized with an m -length bit vector, with all positions set to zero, and employs k independent hashing functions. These hashing functions generate k values ranging from 0 to $m-1$, which correspond to the positions in the bit vector where a "1" will be assigned. The hashing functions must exhibit the following characteristics:²¹

1. Quick computation,
2. An avalanche effect, where minor input changes result in substantial and unpredictable output alterations,
3. The generation of integers between 0 and $m-1$.

Bloom filters enable the addition of new members but do not support individual removals. The filter can be queried to determine if a particular element has been added previously. However, this simplicity comes with certain drawbacks, such as the potential for two or more elements to be hashed to the same position in the Bloom filter (i.e., collisions). As a result, removing an element (by changing its positions from one to zero) could inadvertently affect other members with overlapping positions. This issue underscores the importance of randomness in hashing functions, often referred to as the avalanche effect. Figures 1 and 2 illustrate the workings of a Bloom filter and the storage of molecules within such filters.

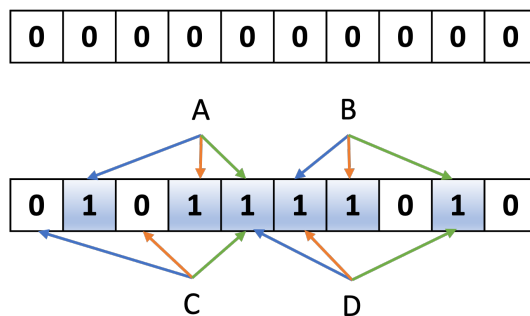


Figure 1: Scheme of Bloom Filters. In this generic Bloom filter example, we start with an empty bit array of zeros and four elements: A, B, C, and D. The first two elements (A and B) are added to the filter, while the latter two (C and D) are queried. The process utilizes three distinct hashing functions, represented by colored arrows. To verify if elements C and D have been previously added to the filter, they are checked using these hashing functions. For element C, one of the hashing functions points to a zero bit, indicating that the element has not been added to the filter. However, all three hashing functions for element D point to bits already set to one, resulting in a false positive.

Bloom filters for molecules

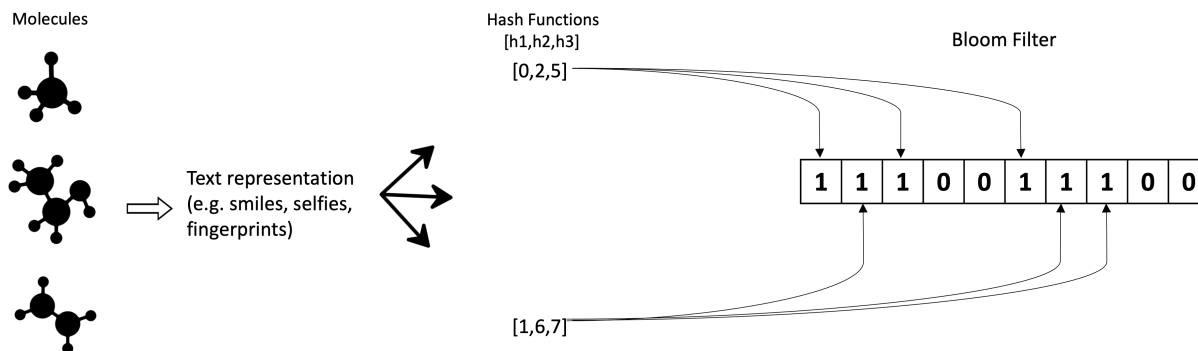


Figure 2: Illustrative Example for Bloom Filter with Molecules. When populating a Bloom filter, a set of molecules is initially stored in either a text format such as SMILES or SELFIES, or as fingerprints. Subsequently, distinct hashing functions generate indexes (three in this example) for each element to fill the filter.

For more comprehensive information on Bloom filter functionality, theoretical limits, and optimal implementation, refer to the existing literature.^{3-5,22}

Double hashing is employed to minimize the probability of collisions in the indexing of new members.²³ Two distinct "universal hashes," h_α and h_β , are utilized to obtain n individual indices:

$$h_i(A) = (h_\alpha(A) + i * h_\beta(A)) \text{ mod } |m|$$

Here, 'A' represents an element being hashed, h_i refers to the k hash functions generated per element (as illustrated in Figures 1 and 2), $|m|$ denotes the fixed size of the filter, and "mod" signifies the remainder of the division. Restrictions that reduce collision probability are:²³

- $h_\beta \neq 0$,
- $h_\beta(A)$ should not be divisible-like by the size of the filter.

Using the described method, we generate an arbitrary number of hashing functions.

2 Methodology

The Python package MolBloom developed for this work²⁴ is an open-source package designed for molecules, featuring a built-in filter with ZINC-in-stock molecules. The package permits the creation of custom filters of varying sizes, which were adjusted in increments of one order of magnitude. Tests were conducted using the Coconut dataset¹² (approximately 400,000 molecules).

For comparative purposes, molecular fingerprints were employed to populate a Bloom filter and measure the false positive rate for increasing bit-array sizes. The hashing functions used in this study include Fowler-Noll-Voll (FNV),²⁵ as well as message digest 4 and 5 algorithms (md4 and md5)^{26,27} for string hashing. For chemical structure fingerprints, six combination between MACCS,²⁸ Morgan,²⁹ Atom-pair,³⁰ and RDKit Fingerprints were utilized. This was done to investigate how traditional ways to hash molecules would act in this setting. FNV is a hash function designed for rapid, non-cryptographic hashing of data, leveraging prime numbers and bitwise operations to generate hash values that identify unique data elements. The FNV algorithm offers variants of different bit sizes and prime numbers, such as FNV-1 and FNV-1a. MD4 and MD5 are well-established hashing functions within the computer science community.³¹

To assess false positive rates in each filter with different sizes, a fifty-fifty split was performed. The first half was added to empty filters, followed by membership testing in the second half. Any molecules from the second half classified as part of the set were counted as false positives.

An evaluation was conducted to compare the speed of Bloom filters and traditional methods in searching for elements within a dataset (using the dataset's native API).

3 Results and Discussion

All six possible fingerprint combinations across eight distinct orders of magnitude for the Bloom filter and string hash implementations were examined. Figure 3 provide a comprehensive summary of the results.

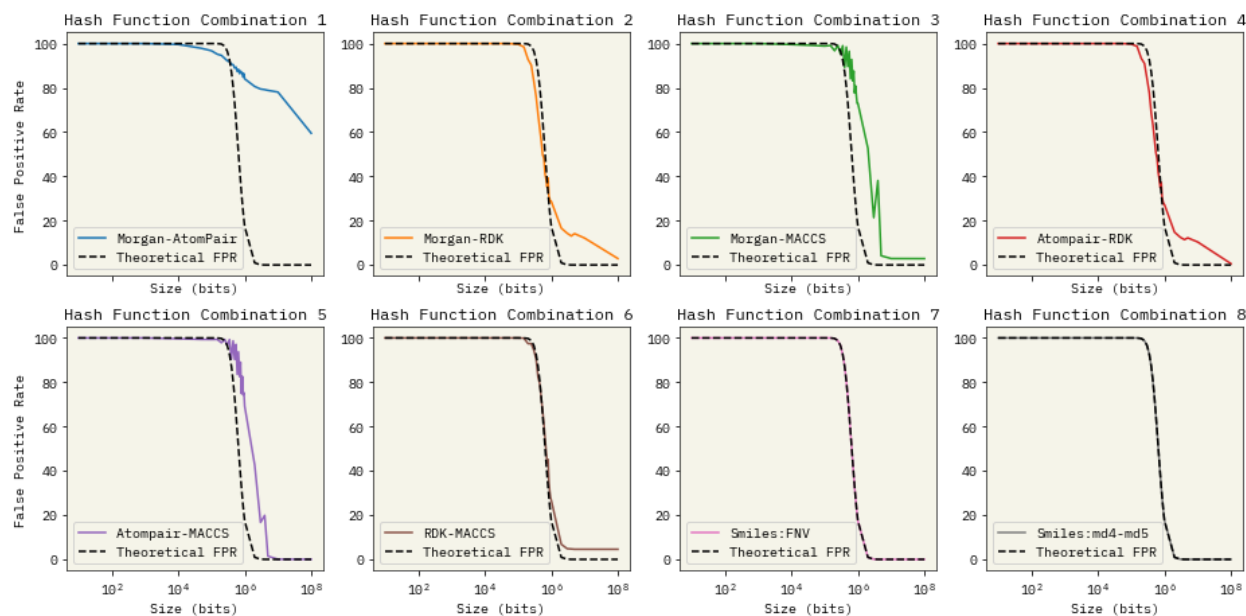


Figure 3: False Positive Rate vs filter size for different hash methods. Although all hashing variations follow similar trends, both string hashes are identical. “Noisy” peaks can be seen, which result from hashing functions being divisible-like by the size of the bloom filter

As illustrated in Figure 3, two key observations can be made. First, as anticipated, the false positive rate of Bloom filters approaches zero as the ratio between the filter size and dataset size increases. Second, the hashing of string SMILES representation outperforms most chemical structure fingerprints by over an order of magnitude in terms of false positive rate (combinations 7 & 8). Only the Morgan-MACCS and Atompair-MACCS fingerprint (combinations 3 & 5) hashing achieve false positive rates comparable to strings while requiring half an order of magnitude more bits of space.

Message Digest and FNV hashing (7 & 8) of strings yielded nearly identical and seemingly smooth curves, suggesting a well-randomized hashing of the elements. In contrast, other methods exhibit a “noisy” pattern, which serves as evidence of inadequate randomization. By design, these alternative methods are not highly randomized, as similar molecules tend to have comparable chemical fingerprints. This characteristic is the basis for their use in numerous optimization methods, as they can measure the distance between molecules. Consequently, their performance is suboptimal, as similar molecules have a higher likelihood of collisions within the Bloom filter.

In terms of the time required for Bloom filters to verify whether a molecule is part of a set or not, Figure 4 clearly illustrates that Bloom filters demand up to three orders of magnitude less time compared to the native API. Even the “slower” Python implementation using RDKit for fingerprints necessitates two orders of magnitude less time for membership checks.

4 Conclusion

We demonstrate that string hashing (FNV and MD4-5) for Bloom filters outperform and approximate the theoretical limit of these structures, confirming that strings are sufficient for molecule storage. Even taking into account the time spent on canonicalizing SMILES, Bloom filter retrieval is still more than two orders of magnitudes faster than using an internet search. We also show that FNV, despite its simplicity and speed, is as effective as MD5. Employing other string representations, such as InChI and SELFIES, is expected to yield similar results. Potential applications for the Bloom filter are to quickly determine if a molecule is purchasable in ZINC,² patented according to SureChembl,³² or a natural product.¹²

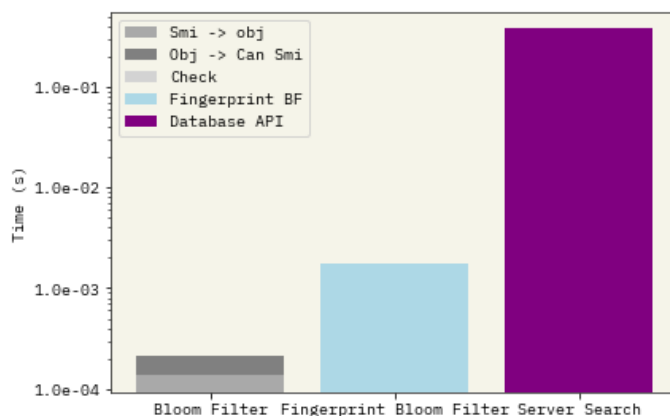


Figure 4: Comparison of time usages using bloom filters and direct search in a commercial database. For Bloom filters, the analysis was done by separating the steps necessary: 1) transform the smiles into a RDkit mol object, 2) canonicalize the string and 3) check the membership. The time needed for each can be seen in the first column.

5 Data and Code availability

Molbloom package is an open source project and the code implementation in python for the experiments can be found at: <https://github.com/whitead/molbloom> and <https://github.com/Jgmedina95/molbloom-paper>.

Acknowledgments

We thank the Center for Integrated Research Computing (CIRC) at the University of Rochester for providing computational resources and technical support.

References

- [1] Ulrich Rester. From virtuality to reality - Virtual screening in lead discovery and lead optimization: a medicinal chemistry perspective. *Current Opinion in Drug Discovery & Development*, 11(4):559–568, July 2008.
- [2] John J Irwin, Khanh G Tang, Jennifer Young, Chinzorig Dandarchuluun, Benjamin R Wong, Munkhzul Khurelbaatar, Yurii S Moroz, John Mayfield, and Roger A Sayle. Zinc20—a free ultralarge-scale chemical database for ligand discovery. *Journal of chemical information and modeling*, 60(12):6065–6073.
- [3] Burton H. Bloom. Space/time trade-offs in hash coding with allowable errors. *Commun. ACM*, 13(7):422–426, jul 1970.
- [4] Sasu Tarkoma, Christian Esteve Rothenberg, and Eemil Lagerspetz. Theory and practice of bloom filters for distributed systems. *IEEE Communications Surveys & Tutorials*, 14(1):131–155, 2012.
- [5] Andrei Broder and Michael Mitzenmacher. Network Applications of Bloom Filters: A Survey. *Internet Mathematics*, 1(4):485–509, January 2004.
- [6] M. McIlroy. Development of a spelling list. *IEEE Transactions on Communications*, 30(1):91–99, 1982.
- [7] Alex Yakunin. Nice bloom filter application, 2010.
- [8] Sanjoy Dasgupta, Timothy C. Sheehan, Charles F. Stevens, and Saket Navlakha. A neural data structure for novelty detection. *Proceedings of the National Academy of Sciences*, 115(51):13093–13098, December 2018.
- [9] Jamie Talbot. What are Bloom filters?, July 2015.
- [10] Bob Goodwin, Michael Hopcroft, Dan Luu, Alex Clemmer, Mihaela Curmei, Sameh Elnikety, and Yuxiong He. BitFunnel: Revisiting Signatures for Search. In *Proceedings of the 40th International ACM SIGIR Conference on Research and Development in Information Retrieval*, pages 605–614, Shinjuku Tokyo Japan, August 2017. ACM.
- [11] Ingo Muegge and Prasenjit Mukherjee. An overview of molecular fingerprint similarity search in virtual screening. *Expert Opinion on Drug Discovery*, 11(2):137–148, February 2016.

- [12] Maria Sorokina, Peter Merseburger, Kohulan Rajan, Mehmet Aziz Yirik, and Christoph Steinbeck. COCONUT online: Collection of Open Natural Products database. *Journal of Cheminformatics*, 13(1):2, January 2021.
- [13] Bin Fan, Dave G. Andersen, Michael Kaminsky, and Michael D. Mitzenmacher. Cuckoo filter: Practically better than bloom. In *Proceedings of the 10th ACM International on Conference on Emerging Networking Experiments and Technologies*, CoNEXT '14, page 75–88, New York, NY, USA, 2014. Association for Computing Machinery.
- [14] Michael A Bender, Martin Farach-Colton, Rob Johnson, Bradley C Kuszmaul, Dzejla Medjedovic, Pablo Montes, Pradeep Shetty, Richard P Spillane, and Erez Zadok. Don't thrash: how to cache your hash on flash. In *3rd Workshop on Hot Topics in Storage and File Systems (HotStorage 11)*, 2011.
- [15] Graham Cormode. Count-min sketch., 2009.
- [16] A. Gaulton, L. J. Bellis, A. P. Bento, J. Chambers, M. Davies, A. Hersey, Y. Light, S. McGlinchey, D. Michalovich, B. Al-Lazikani, and J. P. Overington. ChEMBL: a large-scale bioactivity database for drug discovery. *Nucleic Acids Research*, 40(D1):D1100–D1107, January 2012.
- [17] T. Liu, Y. Lin, X. Wen, R. N. Jorissen, and M. K. Gilson. BindingDB: a web-accessible database of experimentally determined protein-ligand binding affinities. *Nucleic Acids Research*, 35(Database):D198–D201, January 2007.
- [18] Sunghwan Kim, Jie Chen, Tiejun Cheng, Asta Gindulyte, Jia He, Siqian He, Qingliang Li, Benjamin A Shoemaker, Paul A Thiessen, Bo Yu, Leonid Zaslavsky, Jian Zhang, and Evan E Bolton. PubChem 2023 update. *Nucleic Acids Research*, 51(D1):D1373–D1380, January 2023.
- [19] George Papadatos, Mark Davies, Nathan Dedman, Jon Chambers, Anna Gaulton, James Siddle, Richard Koks, Sean A. Irvine, Joe Pettersson, Nicko Goncharoff, Anne Hersey, and John P. Overington. SureChEMBL: a large-scale, chemically annotated patent document database. *Nucleic Acids Research*, 44(D1):D1220–D1228, January 2016.
- [20] Harry E. Pence and Antony Williams. ChemSpider: An Online Chemical Information Resource. *Journal of Chemical Education*, 87(11):1123–1124, November 2010.
- [21] Tom St Denis and Simon Johnson. Chapter 5 - hash functions. In Tom St Denis and Simon Johnson, editors, *Cryptography for Developers*, pages 203–250. Syngress, Burlington, 2007.
- [22] Wikipedia contributors. Bloom filter, 2 2023.
- [23] Peter C Dillinger <peterd@cc.gatech.edu> Panagiotis Manolios <manolios@cc.gatech.edu>. Bloom filters in probabilistic verification. *International Conference on Formal Methods in Computer-Aided Design*, 2004.
- [24] Andrew D White. molbloom: quick assessment of compound purchasability with bloom filters, 12 2022.
- [25] Glenn Fowler, Landon Curt Noll, Kiem-Phong Vo, Donald E. Eastlake 3rd, and Tony Hansen. The FNV Non-Cryptographic Hash Algorithm. Internet-Draft draft-eastlake-fnv-19, Internet Engineering Task Force, January 2023. Work in Progress.
- [26] Ronald L. Rivest. The MD4 Message-Digest Algorithm. RFC 1320, April 1992.
- [27] Ronald L. Rivest. The MD5 Message-Digest Algorithm. RFC 1321, April 1992.
- [28] Joseph L. Durant, Burton A. Leland, Douglas R. Henry, and James G. Nourse. Reoptimization of mdl keys for use in drug discovery. *Journal of Chemical Information and Computer Sciences*, 42(6):1273–1280, 2002. PMID: 12444722.
- [29] H. L. Morgan. The generation of a unique machine description for chemical structures—a technique developed at chemical abstracts service. *Journal of Chemical Documentation*, 5(2):107–113, 1965.
- [30] Alice Capecchi, Daniel Probst, and Jean-Louis Reymond. One molecular fingerprint to rule them all: drugs, biomolecules, and the metabolome. *Journal of Cheminformatics*, 12(1):43, December 2020.
- [31] Antoon Bosselaers. *Md4-Md5*, pages 378–379. Springer US, Boston, MA, 2005.
- [32] George Papadatos, Mark Davies, Nathan Dedman, Jon Chambers, Anna Gaulton, James Siddle, Richard Koks, Sean A Irvine, Joe Pettersson, Nicko Goncharoff, et al. Surechembl: a large-scale, chemically annotated patent document database. *Nucleic acids research*, 44(D1):D1220–D1228, 2016.