

An Empirical Evaluation of Columnar Storage Formats

Xinyu Zeng, Yulong Hui, Jiahong Shen, Andrew Pavlo[†], Wes McKinney[‡], Huanchen Zhang

Tsinghua University, [†]Carnegie Mellon University, [‡]Voltron Data

{zeng-xy21, huiy122, shen-jh20}@mails.tsinghua.edu.cn

pavlo@cs.cmu.edu, wes@voltrondata.com, huanchen@tsinghua.edu.cn

ABSTRACT

Columnar storage is one of the core components of a modern data analytics system. Although many database management systems (DBMSs) have proprietary storage formats, most provide extensive support to open-source storage formats such as Parquet and ORC to facilitate cross-platform data sharing. But these formats were developed over a decade ago, in the early 2010s, for the Hadoop ecosystem. Since then, both the hardware and workload landscapes have changed significantly.

In this paper, we revisit the most widely adopted open-source columnar storage formats (Parquet and ORC) with a deep dive into their internals. We designed a benchmark to stress-test the formats' performance and space efficiency under different workload configurations. From our comprehensive evaluation of Parquet and ORC, we identify design decisions advantageous with modern hardware and real-world data distributions. These include using dictionary encoding by default, favoring decoding speed over compression ratio for integer encoding algorithms, making block compression optional, and embedding finer-grained auxiliary data structures. Our analysis identifies important considerations that may guide future formats to better fit modern technology trends.

1 INTRODUCTION

Columnar storage has been widely adopted for data analytics because of its advantages such as irrelevant attribute skipping, efficient data compression, and vectorized query processing [43, 45, 54]. In the early 2010s, many data processing engines from the open source big data ecosystem [10], including Hive [11, 82], Impala [14], Spark [18, 88], and Presto [17, 77], were developed to respond to the petabytes of data generated per day and the growing demand for large-scale data analytics. To facilitate data sharing across the various Hadoop-based query engines, several open-source columnar storage formats [9, 15, 16, 61], represented by Parquet and ORC, were proposed and later became the *de facto* standard for data storage in today's data warehouses and data lakes [12, 13, 17, 18, 22, 29, 47].

These formats, however, were developed more than a decade ago. The hardware landscape has changed since then: persistent storage performance has improved by orders of magnitude, achieving several gigabytes per second for read throughput [34]. Meanwhile, the rise of data lakes makes more and more column-oriented files reside in cheap cloud storage (e.g., AWS S3 [6], Azure Blob Storage [19], Google Cloud Storage [26]), which exhibits both high bandwidth and high latency. On the software side, a number of new lightweight compression schemes [51, 69, 90], as well as indexing and filtering techniques [62, 68, 78, 89], have been proposed in academia,

while existing open columnar formats are mostly based on DBMS implementation methods from the 2000s [44].

Prior studies on storage formats focus on measuring the end-to-end performance of Hadoop-based query engines [58, 65]. They lack a comprehensive analysis of design decisions and their trade-offs in performance and space. Moreover, they use synthetic workloads (e.g., TPC-H [81]) that do not consider skewed data distributions observed in the real world [86]. Such data sets are less suitable for storage format benchmarking.

The goal of this paper is to analyze state-of-the-art columnar file formats and to identify important design considerations to provide insights for developing next-generation column-oriented storage formats. To achieve this, we created a benchmark with predefined workloads whose configurations were extracted from a collection of real-world data sets. The benchmark has several configuration parameters, such as value range, sortedness, and skew pattern, to control the data distribution per column. Using the benchmark, we performed a deep and comprehensive experimental analysis for each of the major components in Parquet and ORC, including encoding algorithms for different value types, block compression, metadata organization, indexing and filtering, and nested data support. Based on our empirical study, we summarize our main findings as follows:

- Between Parquet and ORC, there is no clear winner in the overall format efficiency. In general, Parquet has a slight advantage in file size mainly because it uses dictionary encoding more aggressively. In terms of performance, Parquet is faster in column decoding due to its simpler integer encoding algorithms, while ORC is more effective in selection pruning due to its finer granularity zone maps.
- Many columns in real-world data sets have low NDV ratios, which makes dictionary encoding effective. As a result, the efficiency of integer encoding algorithms (i.e., to compress dictionary codes) is critical to the format's size and decoding speed.
- As storage devices are becoming faster and cheaper, it is more beneficial for existing columnar storage formats to speed up decoding to save computation than to pursue extra compression to save I/O bandwidth. In particular, applying general-purpose block compression (e.g., Snappy [27], zstd [39]) should no longer be the default because the bandwidth savings do not justify the decompression overhead on modern SSDs.
- Auxiliary data structure (e.g., zone maps, Bloom Filters) support is still basic in existing columnar storage formats. As the hardware trend is shifting the system's bottleneck from storage to computation, there are opportunities to embed more sophisticated structures and more kinds of precomputed results into the format to trade inexpensive space for less computation.

We make the following contributions in this paper. First, we created a taxonomy for columnar storage formats by sorting out the features in Parquet and ORC in detail. Second, we designed a benchmark to stress-test the formats and reveal their performance and space trade-offs under different workload configurations. Lastly, we conducted a comprehensive set of experiments on Parquet and ORC using our benchmark and summarized the lessons learned for the future format design.

2 BACKGROUND AND RELATED WORK

The rise of the Hadoop ecosystem in the early 2010s called for open-source file formats that can be recognized and processed by different query engines. Apache Hadoop first introduced SequenceFile [35], a row-oriented format organized as key-value pairs. Meanwhile, column stores emerged and was popularized due to pioneering work such as C-Store [79], MonetDB [64], and VectorWise [92], which proposed various algorithms (e.g., columnar compression, vectorized processing, and late materialization) to optimize the performance of columnar query processing [43]. In 2011, Facebook released a column-oriented format called RCFile [61], which was later evolved to create the more widely-used Apache ORC (Optimized Record Columnar File) [15, 63].

In 2013, Twitter and Cloudera released the first version of Parquet [16], which borrowed insights from earlier columnar storage research, such as the PAX (Partition Attribute Across) [45] model and the record-shredding and assembly algorithm from Dremel [72]. The aforementioned Apache ORC was announced in the same year and adopted the PAX model as well. Over the years, Parquet and ORC have been supported by most computing engines, including Spark [18, 88], Hive [11], Presto [17, 77], etc. Even database products with use their own proprietary storage formats (e.g., Redshift [60], Snowflake [56], ClickHouse [20], and BigQuery [25]) have supported Parquet and ORC through external tables.

Apache CarbonData [9] is another open-source format that is similar to Parquet and ORC with an extra emphasis on inverted indexing and column group support. Because of its closer relationship with Spark, previous work failed to evaluate the format in isolation [83]. Recent work concludes that CarbonData has a worse performance compared with Parquet and ORC and has a less active community [55].

A number of large internet companies have developed their own *proprietary* columnar formats in recent years. Capacitor [3] is used by Google BigQuery internally. It was developed based on the techniques introduced in Dremel [72] and Abadi et al. [44] with layout optimizations according to the workload history. YouTube’s Procella developed the Artus format with unique features such as adaptive encoding without block compression and $O(1)$ seek time for nested schemas [52]. Meta’s DWRF is a variant of ORC with better support for reading and encrypting nested data [36]. Meta also developed Alpha to serve the machine learning workloads [85].

Apache Arrow is an *in-memory* columnar format designed for efficient exchange of data with limited or no serialization between different application processes or at library API boundaries [7]. Unlike Parquet or ORC, Arrow supports random access and thus does not use techniques that require block-based decoding on reads.

Because Arrow is not designed for long-term disk storage [5], we do not evaluate Arrow in this paper.

The recent Lakehouse [48] architectural trend has led to an expansion of columnar formats to support better metadata management (e.g., to support ACID transactions). Representative projects include Delta Lake [47], Apache Iceberg [13], and Apache Hudi [12]. They typically add an auxiliary metadata layer and do not directly modify the underlying columnar file formats.

There is also a line of research work that proposes optimizations for columnar formats under specific workloads and hardware configurations [49, 50, 70]. For example, Jiang et al. proposed to use machine learning to select the best encoding algorithms for Parquet according to the query history [66]. Few of these techniques, however, have been incorporated by the corresponding format standards.

Most of the previous benchmarks on columnar formats were carried out in a full stack query processing system without analyzing the format internals in isolation [58, 65, 75]. Trivedi et al. compared the read performance of Parquet, ORC, Arrow, and JSON on the NVMe SSDs [83], but they only measured sequential scans with synthetic data sets (i.e., TPC-DS [80]). There are also several industry articles that compare popular columnar formats [1, 2, 4]. These articles, however, failed to provide an in-depth analysis of the internal design details and were performed many years ago. In this paper, we provide a comprehensive empirical analysis of Parquet and ORC, the two most widely-used columnar storage formats, with an emphasis on isolating the trade-offs of specific design decisions. We begin by introducing a taxonomy of the format internals of Parquet and ORC in the next section.

3 FEATURE TAXONOMY

In this section, we introduce a taxonomy that defines the features of columnar formats like Parquet and ORC. Table 1 provides a summary of these features. For each category, we first describe the common designs between Parquet and ORC and then highlight their differences as well as the rationale behind the divergence.

3.1 Format Layout

As shown in Figure 1, both Parquet and ORC employ a hybrid columnar format (i.e., PAX). The DBMS first partitions a table horizontally into row groups. It then stores tuples column-by-column within each row group, with each attribute forming a column chunk. The hybrid columnar layout enables the DBMS to use vectorized query processing and mitigates the tuple reconstruction overhead in a row group.

Both formats first apply lightweight encoding schemes such as Dictionary Encoding and Run-Length Encoding to the values for each column chunk. The formats then use general-purpose block compression algorithms (e.g., Snappy [27], zstd [39]) to reduce the column chunk’s size further. The entry point of a Parquet/ORC file is called a footer. Besides file-level metadata such as table schema and tuple count, the footer keeps the metadata for each row group, including its offset in the file and zone maps for each column chunk. For clarity in our exposition, in Table 1 we also summarize the mapping between the terminologies used in this paper and those used in Parquet/ORC.

	Parquet	ORC
FEATURES	Internal Layout (§3.1)	PAX
	Encoding Variants (§3.2)	plain, RLE_DICT, RLE, Delta, Bitpacking
	Compression (§3.3)	Snappy, zlib, LZO, zstd, LZ4
	Type System (§3.4)	One unified type system
	Zone Map / Index (§3.5)	Min-max per smallest zone map/row group/file
	Bloom Filter (§3.5)	Supported per column chunk
CONCEPTS	Nested Data Encoding (§3.6)	Length and presence
	Row Group	Stripe
	Smallest Zone Map	Row Index (10k rows)
	Encoding Unit	Stream
	Compression Unit	Compression Chunk

Table 1: Feature Taxonomy and Concepts Mapping

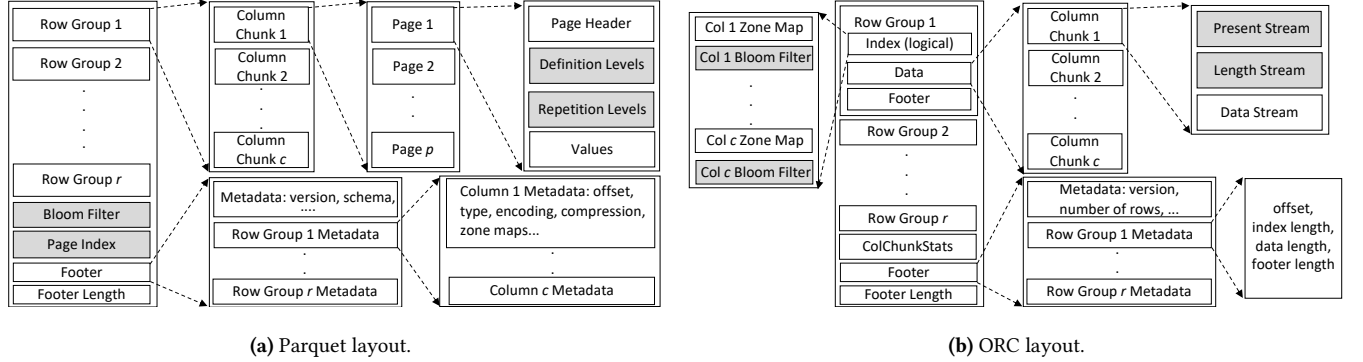


Figure 1: Illustration of file layout – Parquet (a) and ORC (b). Blocks in gray are optional depending on configurations/data.

Although the overall layouts of Parquet and ORC are similar, they differ in how they map logical blocks to physical storage. For example, Parquet configures the row-group size logically using the number of rows¹ (e.g., 1M rows). In contrast, ORC configures that directly to the physical storage size (e.g., 64 MB). This difference is because Parquet seeks to guarantee that there are enough entries within a row group to leverage vectorized query processing, but it may suffer from large memory footprints, especially with wide tables. On the other hand, ORC limits the physical size of a row group through configuration to better control memory usage, but it may lead to insufficient entries when particular attributes are large. Therefore, both configuration strategies pose challenges in auto-tuning the row-group size.

As another example, the compression unit in Parquet is mapped to its physical page (i.e., aligned with the encoding unit). At the same time, that in ORC is a parameter only relevant to the block compression algorithm. ORC’s approach provides flexibility in independently tuning the performance-space trade-off of a block compression algorithm. However, misalignment between the encoding and compression units brings extra complexity during query processing (e.g., an encoded value could get split arbitrarily by the compression unit boundary).

¹Except the Java implementation.

3.2 Encoding

Applying lightweight compression schemes to the columns can reduce both storage and network costs [44]. Parquet and ORC support standard OLAP compression techniques, such as Dictionary Encoding, Run-Length Encoding (RLE), and Bitpacking.

Parquet applies Dictionary Encoding aggressively to every column regardless of the data type by default, while ORC only uses that for string columns. The advantage of applying Dictionary Encoding to an integer column, as in Parquet, is that it might achieve additional compression (together with Bitpacking), especially when the integers have large absolute values. The downside, however, is that the dictionary codes could break the “serial correlation” between the original values. For example, an integer sequence 100001, 100005, 100006, 100008, 100011 could get well-compressed using Delta Encoding or Frame-Of-Reference (FOR) [59, 67, 91]. But the corresponding dictionary codes no longer preserve the ordering properties. This partly explains why the default encoding algorithms in Parquet to compress dictionary codes are Bitpacking and RLE because their effectiveness is unaffected by an additional layer of Dictionary Encoding.

Parquet imposes a hard limit (1MB by default) to the dictionary size for each column chunk. When the dictionary is full, later values fall back to “plain” (i.e., no encoding) because a full dictionary typically indicates that the number of distinct values (NDV) is too large for this encoding scheme to be effective. On the other hand, ORC computes the “NDV-ratio” (i.e., NDV / row count) of

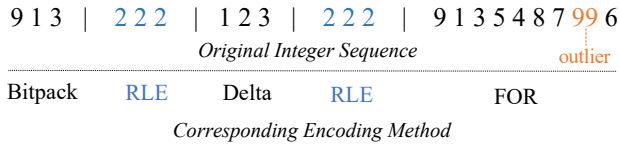


Figure 2: Example of ORC’s hybrid integer encoding

the column to determine whether to apply Dictionary Encoding to it. If the NDV-ratio is greater than a predefined threshold (e.g., 0.8), then ORC disables encoding the *entire* column. Compared to Parquet’s physical limit on the dictionary size, ORC’s approach is more intuitive, and the tuning of the NDV-ratio threshold is independent of the row-group size.

For integer columns, as mentioned above, Parquet first apply Dictionary Encoding and then apply a hybrid of RLE and Bitpacking to dictionary codes: if the same value repeats ≥ 8 times consecutively, it is encoded using RLE; otherwise, the values are bitpacked. Interestingly, we found that the RLE-threshold 8 is a non-configurable parameter hard-coded in every implementation of Parquet. Although it saves Parquet a tuning knob, such inflexibility could lead to sub-optimal compression ratios for specific data sets (e.g., when the common repetition length is 7).

Unlike Parquet’s simple RLE + Bitpacking scheme, ORC includes four schemes to encode both dictionary codes (for string columns) and integer columns. ORC’s integer encoder uses a rule-based algorithm to select the best scheme for each subsequence of values. The algorithm is greedy, and it works as follows. Starting from the beginning of the sequence, the algorithm keeps a look-ahead buffer (with a maximum size of 512 values) and tries to detect particular patterns. First, if there are subsequences of identical values with lengths between 3 and 10, ORC uses RLE to encode them. Then, if the length of the identical values is greater than 10, or the values of a subsequence are monotonically increasing or decreasing, ORC applies Delta Encoding to the values. Finally, for the remaining subsequences, the algorithm chooses to encode them using either Bitpacking or a variant of FOR, depending on whether there exist “outliers” in a subsequence. Figure 2 is an example of ORC’s integer encoding schemes.

The sophistication (compared to Parquet) of ORC’s integer encoding algorithm allows ORC to seize more opportunities for compression. However, switching between four encoding schemes slows down the decoding process and creates more fragmented subsequences that require more metadata to keep track.

3.3 Compression

Both Parquet and ORC enable block compression by default. The algorithms supported by each format are summarized in Table 1. Because a general-purpose block compression algorithm is type-agnostic (i.e., it treats any data as a byte stream), it is mostly orthogonal to the underlying format layout. Most block compression algorithms contain parameters to configure the “compression level” to make trade-offs between the compression ratio and the compression/decompression speed. Parquet exposes these tuning knobs directly to the users, while ORC provides a wrapper with

two pre-configured options, “optimize for speed” and “optimize for compression”, for each algorithm.

One of our key observations is that applying block compression to columnar storage formats is often unhelpful (or even detrimental) to the end-to-end query speed on modern hardware. Section 5 further discusses this observation with experimental evidence.

3.4 Type System

Parquet provides a minimal set of primitive types (e.g., INT32, FLOAT, BYTE_ARRAY). All the other supported types (e.g., INT8, date, timestamp) in Parquet are implemented using those primitives. For example, INT8 in Parquet is encoded as INT32 internally. Because small integers may be dictionary compressed well, such a “type expansion” has minimal impact on storage efficiency. On the other hand, every type in ORC has a separate implementation with a dedicated reader and writer. Although this could bring more type-specific optimizations, it makes the implementation bloated.

As for complex types, Parquet and ORC both support Struct, List and Map, but Parquet does not provide the Union type like ORC. Union allows records to have different types for the same column name. Recent work shows that a Union type can help optimize Parquet’s Dremel model with schema changes [46].

3.5 Index and Filter

Parquet and ORC include zone maps and optional Bloom Filters to enable selection pruning. A zone map contains the min value, the max value, and the row count within a predefined range in the file. If the range of the values of the zone does not satisfy a predicate, the entire zone can be skipped during the table scan. Both Parquet and ORC contain zone maps at the file level and the row group level. The smallest zone map granularity in Parquet is a physical page (i.e., the encoding unit), while that in ORC is a configurable value representing the number of rows (10000 rows by default). Whether to build the smallest zone maps is optional in Parquet.

In earlier versions of Parquet, the smallest zone maps are stored in the page headers. Because the page headers are co-located with each page and are thus discontinuous in storage, (only) checking the zone maps requires a number of expensive random I/Os. In Parquet’s newest version (2.9.0), this is fixed by having an optional component called the PageIndex, stored before the file footer to keep all the smallest zone maps. Similarly, ORC stores its smallest zone maps at the beginning of each row group, as shown in Figure 1.

Bloom Filters are optional in Parquet and ORC. The Bloom Filters in ORC have the same granularity as the smallest zone maps, and they are co-located with each other. Bloom Filters in Parquet, however, are created only at the column chunk level partly because the PageIndex (i.e., the smallest zone maps) in Parquet is optional. In terms of the Bloom Filter implementation, Parquet adopts the Split Block Bloom Filter (SBBF) [76], which is designed to have better cache performance and SIMD support [31].

Zone maps are only effective when the values are clustered (e.g., mostly sorted). Deciding wisely when to include zone maps is a research topic for the next-generation format design. More broadly, as the bottleneck of a data processing system is shifting from storage to computation, whether adding more types of auxiliary data

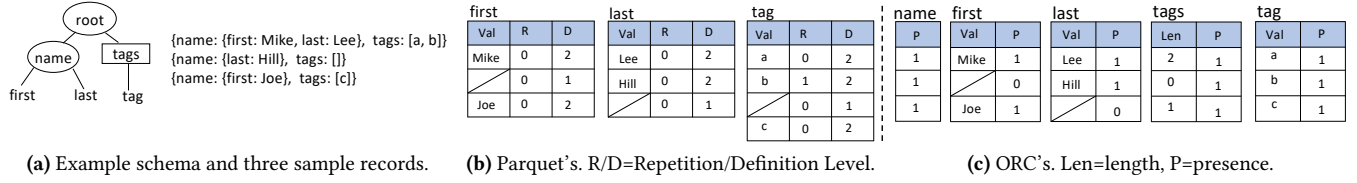


Figure 3: Nested encoding example. Assume all nodes except the root can be null.

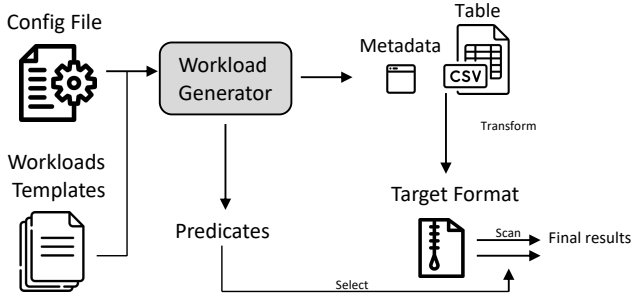


Figure 4: Benchmark procedure overview

structures [62, 68, 78, 89] to the format will be beneficial to the overall query performance remains an interesting open question.

3.6 Nested Data Model

As semi-structured data sets such as those in JSON [30] and Google's Protocol Buffers [32] have become prevalent, an open columnar format must support nested data. Figure 3a shows an example. The nested data model in Parquet is based on Google's Dremel format [72]. As shown in Figure 3b, Parquet stores the values of each atomic field (the leaf nodes in the hierarchical schema) as a separate column chunk. Each column is associated with two integer sequences of the same length, called the repetition level and the definition level, to encode the nested structure. The repetition levels link the values to their corresponding "repeated fields", while the definition levels keep track of the NULLs in the "non-required fields".

On the other hand, ORC adopts a more intuitive model based on length and presence to encode nested data [73]. As shown in Figure 3c, ORC associates a boolean column to each optional field to indicate value presence. For each repeated field, ORC includes an additional integer column to record the repeated lengths.

For comparison, ORC creates separate columns of presence and length for non-atomic fields (e.g., "name" and "tags" in Figure 3c), while Parquet embeds this structural information in the atomic fields via the repetition level and the definition level. The advantage of Parquet's approach is that it requires reading fewer columns (i.e., atomic fields only) during query processing. However, Parquet's approach often produces a larger file size because the information about the non-atomic fields could be duplicated in multiple atomic fields (e.g., "first" and "last" both contains the information about the presence of "name" in Figure 3b).

4 COLUMNAR STORAGE BENCHMARK

The next step is to stress-test the performance and space efficiency of the storage formats using data sets using different value distributions. Standard OLAP benchmarks such as SSB [74], TPC-H [81] and TPC-DS [80] generate data sets with uniform distributions. This is unsuitable for benchmarking a storage format because its efficiency varies with different data distributions. Second, although some benchmarks, such as YCSB [53], DSB [57], and BigDataBench [87] allow users to set data skewness, the configuration space is often too small to generate distributions that are close to real-world data sets. Lastly, using real-world data sets directly is ideal, but the number of high-quality data sets available is insufficient to cover a comprehensive analysis (e.g., performing a parameter sweep).

Given this, we designed a benchmark framework to target the multiple aspects of columnar storage formats based on real-world data. We first define several salient properties of the value distribution of a column (e.g., sortedness, skew pattern). We then extract these properties from real-world data sets to form predefined configurations/workloads representing applications ranging from business intelligence to machine learning. To use our benchmark, as shown in Figure 4, a user first provides a configuration file (or an existing workload template) that specifies the parameter values of the properties. The workload generator then produces the data (i.e., columns specified in the configuration file) to be stored in the columnar format under test. It also generates point and range predicates to evaluate the format's (filtered) scan performance.

4.1 Column Properties

We first introduce the core properties that define the value distribution of a column. We use $[a_1, a_2, \dots, a_N]$ to represent the values in a particular column, where N denotes the number of records.

NDV Ratio: Defined as the number of distinct values (NDV) divided by the total number of records in a column:

$$f_{cr} = \frac{NDV}{N}$$

A numeric column typically has a higher NDV ratio than a categorical column. A column with a lower NDV ratio is usually more compressible via Dictionary Encoding and RLE, for example.

Null Ratio: Defined as the number of NULLs divided by the total number of records in a column:

$$f_{nr} = \frac{|\{i | a_i \text{ is null}\}|}{N}$$

NULL values are common in real-world relations. It is important for a columnar storage format to handle NULL values efficiently both in terms of space and query processing.

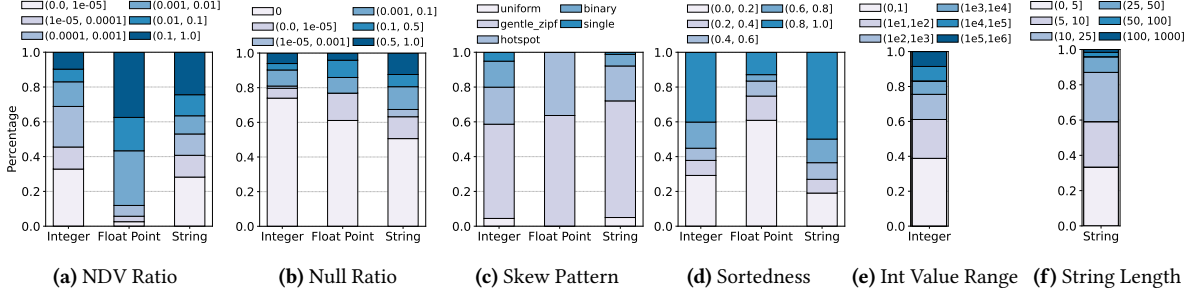


Figure 5: Parameter Distribution

Value Range: This property defines the range of the absolute values in a column. Users pass two parameters: the average value (e.g., 1000 for an integer column) and the variance of the value distribution. The value range directly impacts the compressed file size because most columnar formats apply Bitpacking to the values. For string, this is defined as byte length.

Sortedness: The degree of sortedness of a column affects not only the efficiency of lightweight encoding algorithms such as RLE and Delta Encoding, but also the effectiveness of zone maps. Prior work has proposed several metrics for measuring the sortedness of a sequence [71], including *inversions* that counts the number of value pairs with an inversed order, *runs* that counts the number of ascending subsequences, and *exchanges* that counts the least number of swaps needed to bring the sequence in order. However, these metrics do not correlate strongly with encoding efficiency. We, therefore, developed a simple metric that puts more emphasis on local sortedness. Specifically, we divide the column into fixed-sized blocks (512 entries by default). Within each block, we compute a sortedness score to reflect its ascending or descending tendency:

$$\begin{aligned}
 asc &= |\{i | 1 \leq i < n \text{ and } a_i < a_{i+1}\}| \\
 desc &= |\{i | 1 \leq i < n \text{ and } a_i > a_{i+1}\}| \\
 eq &= |\{i | 1 \leq i < n \text{ and } a_i = a_{i+1}\}| \\
 f_{sortedness} &= \frac{\max(asc, desc) + eq - \lfloor \frac{N}{2} \rfloor}{\lceil \frac{N}{2} \rceil - 1}
 \end{aligned}$$

We then take the average of the per-block scores to represent the overall sortedness of the column. A score of 1 means that the column is fully sorted, while a score close to 0 indicates a high probability that the values in the column are randomly distributed. Although this metric may fail at certain adversarial patterns (e.g., 1, 2, 3, 4, 5, 4, 3, 2, 1), it is good enough to guide our data generator to produce columns with different sortedness levels. Given a score (e.g., 0.8), we first sort the values in a block in ascending or descending order and then swap value pairs randomly until its sortedness degrades to the target score.

Skew Pattern: We use the following pseudo-zipfian distribution to model the value skewness in a column:

$$p(k) = \frac{\frac{1}{k^s}}{\sum_{n=1}^C \frac{1}{n^s}}$$

C denotes the total number of distinct values, and k refers to the frequency rank (e.g., $p(1)$ represents the portion occupied by the most frequent value in the column). The Zipf-parameter s determines the skewness of the column: a larger s leads to a more skewed distribution. Based on the range of s , we classified the skew patterns into four categories:

- **Uniform:** When $s \leq 0.01$. Each value appears in the column with a similar probability.
- **Gentle Zipf:** When $0.01 < s \leq 2$. The data is skewed to some extent. The long tail of the values still occupies a significant portion of the column.
- **Hotspot:** When $s > 2$. The data is highly skewed. A few hot values cover almost the entire column.
- **Single/Binary:** This captures the extreme cases (observed from real-world data sets) where the entire column is composed of one or two distinct values.

The skew pattern is one of the critical factors that determine the performance of both lightweight encodings (e.g., Dictionary Encoding and RLE) and block compression algorithms.

4.2 Parameter Distribution in Real-World Data

We study the following real-world data sets to depict a parameter distribution of each of the core properties introduced in Section 4.1.

- Public BI Benchmark [33, 86]: real-world data and queries published by Tableau. It contains 206 tables with an uncompressed size of 386GB.
- ClickHouse [21]: sample data sets from the ClickHouse tutorials, which represent typical OLAP workloads.
- UCI-ML [37]: a collection of 622 data sets for machine learning training. We select nine data sets that are larger than 100MB.
- Yelp [38]: a data set that holds Yelp’s businesses, reviews, and user information.
- LOG [23]: log information on internet search traffic for EDGAR filings through SEC.gov.
- Geonames [24]: a data set from a geographical database that covers all countries.
- IMDb [28]: data sets that describe the basic information, ratings, and reviews of a collection of movies.

We extracted the core properties from each of the above data sets and plotted the parameter distribution for each property in Figure 5. As shown in Figure 5a, more than 80% of the integer columns and 60% of the string columns have an NDV ratio smaller than 0.01.

Surprisingly, even for floating-point columns, over 60% of them have significant value repetitions with an NDV ratio smaller than 0.1. This implies that Dictionary Encoding would be beneficial to most of the real-world columns. Figure 5b shows that the NULL ratio is typically low, and string columns tend to have more NULL values than the other data types.

Most columns in the real world exhibit a skewed value distribution, as shown in Figure 5c. Less than 5% of the columns can be classified as *Uniform*. Regardless of the data type, a majority (60 – 70%) of the columns fall into the category of *Gentle Zipf*. The remaining $\approx 30\%$ of the columns contain “heavy hitters”. The distribution of the skew patterns indicates that an open columnar format must handle both the “heavy hitters” and the “long tails” (from *Gentle Zipf*) efficiently at the same time.

Figure 5d shows that the distribution of the sortedness scores is polarized: most columns are either well-sorted or unsorted at all. This implies that encoding algorithms that excel only at sorted columns (e.g., Delta Encoding and FOR) could still play an important role in an open columnar format. Finally, as shown in Figure 5e, most integer columns have small values that could be compressed well via Bitpacking. Long string values are also rare in our data set collection, referring to Figure 5f.

4.3 Predefined Workloads

We extracted the column properties from the real-world data sets introduced in Section 4.1 and categorized them into five predefined workloads: *bi* (based on the Public BI Benchmark), *classic* (based on IMDb, Yelp, and a subset of the Clickhouse sample data sets), *geo* (based on Geonames and the Cell Towers and Air Traffic data sets from Clickhouse), *log* (based on LOG and the machine-generated log data sets from Clickhouse), and *ml* (based on UCL-ML). Table 2 presents the proportion of each data type for each workload, while Table 3 summarizes the parameter settings of the column properties. Each value in Table 3 represents a weighted average across the data types². The five predefined workloads exhibit different characteristics. For example, the *classic* workload has a higher Zipf parameter and a higher NDV ratio at the same time, indicating a long-tail distribution. On the other hand, the NDV ratio in *log* is relatively low, but the columns are better sorted. In terms of data types, *classic* and *geo* are string-heavy, while *log* and *ml* are float-heavy.

We then created the core workload which is a mix of the five predefined workloads. It contains 50% of *bi* columns, 21% of *classic*, 7% of *geo*, 7% of *log*, and 15% of *ml*. We will use *core* as the default workload in Section 5. For each workload, we also specify a selectivity for our benchmark to generate predicates to evaluate the filtered scan performance of a columnar storage format. As shown in Table 3, *bi* and *classic* have high selectivities because these scenarios typically involve large scans. On the contrary, we set the selectivity in *geo* and *log* to low because their queries typically request data from small geographic areas or specific time windows.

Type	core	bi	classic	geo	log	ml
Integer	0.37	0.46	0.33	0.31	0.22	0.24
Float	0.21	0.20	0.06	0.08	0.46	0.39
String	0.41	0.34	0.61	0.61	0.32	0.37
Bool	0.003	0.002	0.00	0.00	0.00	0.01

Table 2: Data type distribution of different workloads. Number in the table indicating the proportion of columns.

Properties	core	bi	classic	geo	log	ml
NDV Ratio	0.12	0.08	0.25	0.18	0.08	0.12
Null Ratio	0.09	0.11	0.09	0.13	0.02	0.00
Value Range	medium	small	large	small	small	large
Sortedness	0.54	0.57	0.49	0.45	0.75	0.30
Zipf s	1.12	1.10	1.42	0.89	1.26	1.00
Pred. Selectivity	mid	high	high	low	low	mid

Table 3: Summarized properties of workloads. We categorize each property into three levels with different colors. The darker the color the higher the number.

5 EXPERIMENTAL EVALUATION

In this section, we perform a deep experimental analysis on Parquet and ORC regarding the features presented in Section 3. The purpose is to provide experiment-backed lessons to guide the design of the next-generation columnar storage formats. Section 5.1 describes the experimental setup. Section 5.2 presents the performance and space results of Parquet and ORC under default configurations using the predefined workloads in our benchmark. We then zoom in to examine each of the key components of the formats with controlled experiments in Sections 5.3 to 5.7.

5.1 Experiment Setup

We run the experiments on an AWS i3.2xlarge instance with 8 vCPUs of Intel(R) Xeon(R) CPU E5-2686 v4, 61GB memory, and 1.7TB NVMe SSD. The operating system is Ubuntu 20.04.5 LTS. We use Arrow 9.0.0 to generate the Parquet and ORC files. For all the experiments in this section, we use the following default configurations of the formats (unless specified otherwise). Parquet has a row group size of 1 million rows, and it sets the dictionary page size limit to 1MB. The row group size in ORC is 64MB, and its NDV-ratio threshold for dictionary encoding is 0.8 (Hive’s default). Snappy compression is enabled (by default) for both formats. We use the C++ implementation of Parquet (integrated with Arrow C++) [40] and ORC (1.8.0) [42] compiled with g++ 9.4.0 to access the formats. To further test the page-level zone maps in Parquet, we use the Rust implementation (32.0.0) of Parquet in Section 5.6. The Rust compiler version is 1.66.1. We generate the workloads for the experiments using the benchmark introduced in Section 4. We measure the file sizes and the scan performance (with filters) in these experiments. Each reported measurement is the average result of three runs of the experiment.

One approach to measuring the (filtered) scan performance of Parquet and ORC is to decode both formats into Arrow tables. We consider this approach unfair because Parquet is tightly coupled with Arrow with native support for format transformation (e.g.,

²For example, if there are 6 integer columns with an NDV ratio of 0.1, 3 string columns with an NDV ratio of 0.2, and 1 float columns with an NDV ratio of 0.4, the value reported in Table 3 would be 0.16.

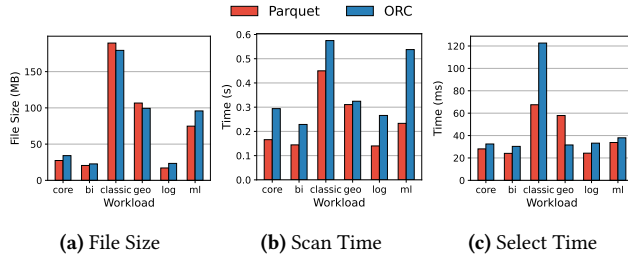


Figure 6: Benchmark results with predefined workloads.

Arrow can decode Parquet’s dictionary page directly into its dictionary array), while ORC must convert itself first into an intermediate in-memory representation called the ColumnVectorBatch before getting transformed into Arrow tables.

We, therefore, adopt the following approach that focuses more on the raw scan performance of the storage format. We preallocate a fixed-sized buffer in memory that is large enough to hold the decoded records within a format’s Encoding Unit (i.e., page in Parquet and stream in ORC). After decoding a new unit, the result is written directly to the same buffer, assuming that the previous one has already been consumed by upstream operators.

5.2 Benchmark Result Overview

We first present the results of benchmarking Parquet and ORC (with default configurations) using the predefined workloads described in Section 4.3. We generate a 20-column table with 1 million rows for each workload and store the data in a single Parquet/ORC file. We then perform a complete sequential scan of the data set and report the execution time. Finally, we clear the buffer cache and perform 30 select queries. The selectivities of the range predicates are defined in Table 3, and we report the average latency of the select queries for each workload.

As shown in Figure 6a, there is no clear winner between Parquet and ORC in terms of file sizes. Parquet’s file size is significantly smaller than ORC’s in log and ml mainly because Parquet applies dictionary encoding on float columns where their NDV ratios are generally low in real-world data sets (referring to Figure 5a). However, ORC has a size advantage over Parquet for classic and geo where the dominating data type is string. We provide a detailed analysis of the encoding systems in both formats in Section 5.3.

Compared to ORC, Parquet performs better at sequential scan, according to Figure 6b. The main reason is that Parquet’s integer (also for dictionary codes) encoding scheme is lightweight: it relies mostly on simple Bitpacking and applies RLE conservatively (only when the value repetition is ≥ 8 , as mentioned in Section 3.2). Because RLE decoding is hard to accelerate using SIMD, it has an inferior decoding performance compared to Bitpacking when the repetition count is small. In contrast, ORC applies RLE more aggressively (when value repetition is ≥ 3), and its integer encoding scheme must switch between four different algorithms, thus slowing down the decoding process.

Figure 6c shows the average latencies of the select queries. The results generally follow those in sequential scans. The only exception is geo where ORC outperforms Parquet. The reason is that ORC’s smallest zone map has a finer granularity than Parquet’s

(referring to Section 3.5). Compared to other workloads, geo has a relatively high NDV ratio but a low predicate selectivity, which makes fine-grained zone maps more effective. Detailed evaluation on Parquet and ORC’s (filtered) scan performance is presented in Sections 5.5 and 5.6.

5.3 Encoding Analysis

We zoom in and examine the performance and space efficiency of the encoding schemes in Parquet and ORC in this section.

5.3.1 Compression Ratio. To investigate how Parquet and ORC’s compression ratios change with different parameter values of the column properties, we generate a series of tables, each having 1 million rows with 20 columns of the same data type. For each table, we follow the parameter setting of the core workload but modify one of the four column properties: NDV ratio, Value Range, Sortedness, and the Zipf parameter in Skew Pattern. Figure 7 shows how the file size changes when we sweep the parameter of different column properties. We disabled block compression in both Parquet and ORC temporarily in these experiments.

As shown in the first row of Figure 7, Parquet achieves a better compression ratio than ORC for integer columns with a low to medium NDV ratio (which is common in real-world data sets) because Parquet applies Dictionary Encoding on integers before using Bitpacking + RLE. When the NDV ratio grows larger (e.g., > 0.1), this additional layer of Dictionary Encoding becomes less effective than ORC’s more sophisticated integer encoding algorithms.

As the Zipf parameter s becomes larger, the compression ratios on integer columns improve for both Parquet and ORC (row 1, column 2 in Figure 7). Notice that the file size reduction happens earlier for ORC ($s = 1$) than Parquet ($s = 1.4$). This is because RLE kicks in to replace Bitpacking earlier in ORC (with the run length ≥ 3) than Parquet (with the run length ≥ 8). We also observe that when the integer column is highly sorted, ORC compresses those integers better than Parquet (row 1, column 3 in Figure 7) because of the adoption of Delta Encoding and FOR in its integer encoding.

Parquet’s file size is stable as the value range of the integers varies (row 1, column 4 in Figure 7). This is because Parquet applies Dictionary Encoding on the integers and uses Bitpacking + RLE on the dictionary codes only. Because the dictionary codes do not change as we vary the value range, the file size of Parquet stays the same in these experiments. On the other hand, the file size of ORC increases as the value range gets larger because ORC encodes the original integers directly.

For string columns, as shown in the second row of Figure 7, Parquet and ORC have almost identical file sizes because they both use Dictionary Encoding on strings. ORC has a slight size advantage over Parquet, especially when the dictionary is large because ORC applies integer encoding techniques on the string lengths of the dictionary entries.

The third row of Figure 7 shows the results for float columns. Parquet dominates ORC in file sizes because Dictionary Encoding is surprisingly effective on float-point numbers in the real world.

Discussion: Because of the low NDV ratio of real-world columns (as shown in Figure 5), Parquet’s strategy of applying Dictionary Encoding on every column seems to be a reasonable default for future formats. However, an encoding selection algorithm such as

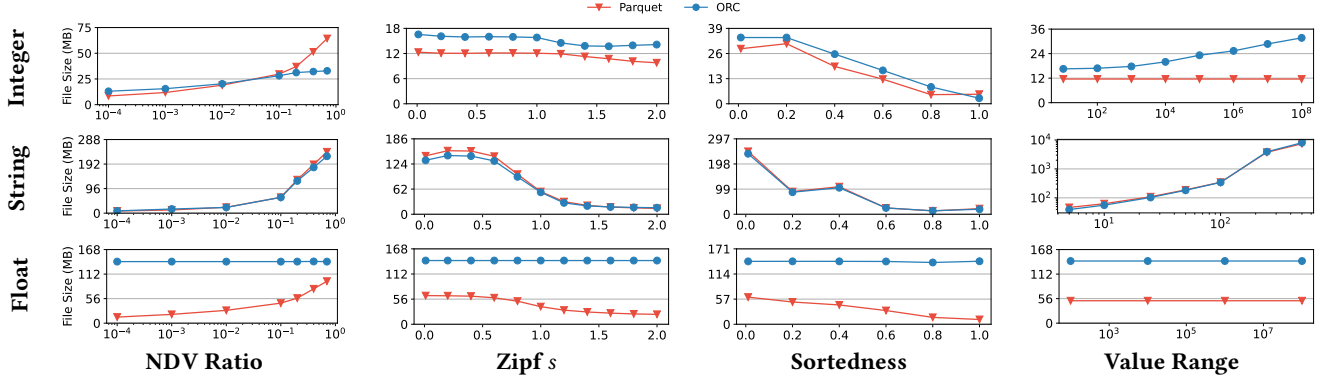


Figure 7: Encoding size differences on varying parameters on core workload w/o block compression.

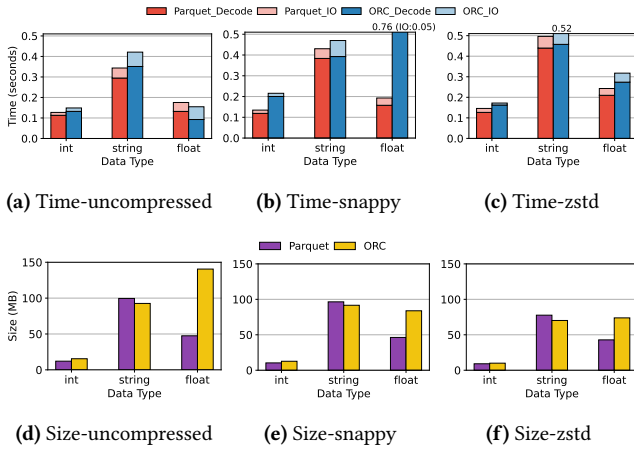


Figure 8: Varying compression on core workload.

the one described in [66] is needed to handle the situation when Dictionary Encoding fails. Also, the format should expose certain encoding parameters, such as the minimum run length for RLE³ for tuning so that users can make the performance and space trade-off more smoothly.

5.3.2 Decoding Speed. We next benchmark the decoding speed of Parquet and ORC. We use the data sets in Section 5.3.1 that follow the default core workload. Block compression is still disabled in the experiments in this section. We perform a full table scan on each file and measure the I/O time and the decoding time separately.

Figure 8a shows the results. Parquet decodes faster than ORC for integer and string columns. As explained in Section 5.2, there are two main reasons behind this: 1) Parquet relies more on the fast Bitpacking and applies RLE less aggressively than ORC, and 2) Parquet has a simpler integer encoding scheme that involves fewer algorithm options. Switching between the four different integer encoding algorithms in ORC generates more branch mispredictions during the decoding process. Notice that Parquet’s decoding-speed advantage over ORC shrinks for integers compared to strings, indicating a (slight) decoding overhead of the additional dictionary

³The minimum run length for RLE is 8 in Parquet, and it is hardcoded.

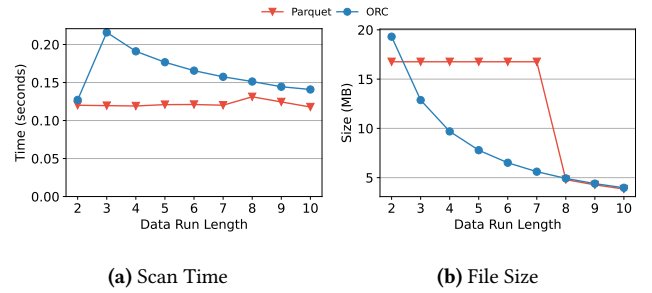


Figure 9: Varying run length on string, w/o compression.

layer for integer columns in Parquet. Implementation-wise, Parquet optimizes the bit-unpacking procedure using both SIMD instructions and code generation (to avoid unnecessary branches).

To further illustrate the performance and space trade-off between Bitpacking and RLE, we construct a string column with a pre-configured parameter r where each string value repeats r times consecutively in the column. Recall that ORC applies RLE when $r \geq 3$, while the RLE threshold for Parquet is $r \geq 8$. Figure 9 shows the decoding speed and file sizes of Parquet and ORC with different r ’s. We observe that RLE takes longer to decode compared to Bitpacking for short repetitions. As r increases, this performance gap shrinks quickly. The file sizes show the opposite trend (Figure 9b) as RLE achieves a much better compression ratio than Bitpacking.

For float columns, ORC achieves a better decoding performance than Parquet because ORC does not apply any encoding algorithms on floating-point values. Although the float columns in ORC occupy much larger space than the dictionary-encoded ones in Parquet (as shown in Figure 7), the saving in computation outweighs the I/O overhead with modern NVMe SSDs.

Discussion: Although more advanced encoding algorithms, such as FSST [51], HOPE [90], and Chimp [69], have been proposed recently, it is important to keep the encoding scheme in an open format simple to guarantee a fast decoding speed. Selecting from multiple encoding algorithms at run time (as in ORC) imposes noticeable performance overhead on decoding. Future format designs should be cautious about including encoding algorithms that only excel at specific situations in the decoding critical path.

In addition, as the storage device becomes faster and faster, the local I/O time could be negligible during query processing. According to the float results in Figure 8a, even a scheme as lightweight as Dictionary Encoding adds significant computational overhead for a sequential scan, and this overhead cannot get recovered by the I/O time savings. This indicates that most lightweight encoding algorithms still make trade-offs between storage efficiency and decoding speed with modern hardware (instead of a Pareto improvement as in the past). Future formats may not want to make any lightweight encoding algorithms “mandatory” (e.g., leave raw data as an option). Also, the ability to operate directly on compressed data becomes more attractive for today’s hardware.

5.4 The Trade-off of Block Compression

We study the performance-space trade-offs of adding block compression to the formats in this section. We first repeat the decoding-speed experiments in Section 5.3.2 with different block compression algorithms (i.e., Snappy [27] and Zstd [39]) enabled. As shown in Figures 8d to 8f, block compression is effective on float columns in ORC because they contain raw values. But in general, for the rest of the columns in both Parquet and ORC, the extra space saved by applying block compression is limited (Zstd achieves a better compression ratio than Snappy) because most columns are already well-compressed via lightweight encoding algorithms. Block compression, however, imposes significant decompression overhead to the scan performance, referring to Figures 8a to 8c. Overall, the more space the algorithm saves, the more time it adds to the sequential scan.

We further investigate the I/O benefit and the computational overhead of block compression on Parquet across different storage-device tiers available in AWS. The x-axis labels in Figure 10 show the storage tiers, where *st1*, *gp3*, *gp2*, and *io1* are from Amazon EBS, while *nvme* is from an AWS *i3* instance. These storage tiers are ordered by an increasing read bandwidth. We generate a table with 1 million rows and 20 columns according to the core workload and store the data in Parquet. The file sizes are 34MB and 25MB with Zstd disabled and enabled, respectively. We then perform sequential scans on the Parquet files stored in a spectrum of storage tiers using a single thread⁴.

As shown in Figure 10, applying Zstd to Parquet can only speed up table scans on the slowest storage tiers (*st1*) where I/O dominates the execution time. For higher-end storage devices, especially NVMe SSDs, the I/O time is negligible compared to the computation time. In this case, the decompression overhead of Zstd becomes problematic to the scan performance. The situation is slightly different with S3 because of its high access latency [47]. Reading a Parquet file requires several round trips, including fetching the footer length, the footer, and finally the column chunks. Therefore, even with multi-threaded optimization to fully utilize S3’s bandwidth, the I/O cost of reading a medium-sized (e.g., 10s-100s MB) Parquet file is still noticeable.

Discussion: As storage gets faster and cheaper, the computational overhead of block compression often dominates the I/O and storage savings for a columnar storage format. Unless the application is constrained by storage space, block compression should no

longer be enabled by future formats. Moreover, as more and more data migrate to cloud storage (especially to object stores such as S3), it is worthwhile to design a columnar format specifically optimized for the unique characteristics of cloud storage (e.g., high bandwidth and high latency). Potential optimizations include storing all the metadata continuously in the format to avoid multiple round trips, appropriately sizing the row groups (or files) to hide the access latency, and coalescing small-range requests to better utilize the cloud storage bandwidth (as proposed in [8]).

5.5 Column Projection

To evaluate the performance of column projection Parquet and ORC, we generate a series of tables according to the core workload with 1 million rows and different numbers of columns. For each table, we scan its first 20 string columns separately and record the average time of scanning a single column.

Figure 11 shows the results. “Preload” denotes the decoding time w/o IO. Both Parquet and ORC’s projection latency grows as the number of columns in the table increases. This is because the footer is encoded in Thrift or Protocol Buffers, so the reader must decode all columns’ metadata even though the projection is only on one column. We also notice that ORC’s projection time grows much faster than Parquet. This is because ORC’s default row group size limit is physical size (e.g., 64MB) during writing, which results in more row groups in ORC than Parquet when the table is wide, and deserializing all row group footers costs a lot.

Discussion: As reported by Meta, the overhead of metadata seeking is costly in its internal ML workload where a typical table contains tens of thousands of columns [85]. To support fast column projection, future formats should consider storing all the row group metadata in one place to avoid excessive random I/Os. It is also beneficial for the metadata format to have random access support.

5.6 Scan with Predicates

This section evaluates how the index and filter can boost scans with predicates. A scan with predicates contains the following two steps: 1. *select*: Scan the predicate column(s) and output a bitvector containing the matched value positions. 2. *bitvector project*: Use the bitvector to fetch the matched values of projection column(s). Because Parquet C++ does not implement Page Index and Bloom Filter, we use Parquet’s Rust implementation in this section.

5.6.1 Select. We first evaluate the performance of *select*. We generate a table with 10 million rows and 20 columns using the core workload and then pick two float columns with NDV ratios of 0.03 and 0.75, respectively. Then we generate range predicates with different target selectivities on the two columns.

The results are in Figure 12. As the selectivity goes down, ORC’s reading time decreases faster than Parquet’s for both columns. In Figure 12b, ORC outperforms Parquet when selectivity is lower than 10^{-5} even though ORC’s full scan performance is worse than Parquet’s on float columns. The reason is that ORC’s zone map granularity is smaller than Parquet’s. Recall that Parquet’s smallest zone map granularity is 1MB page while ORC is 10k values. This means for 8-byte numerical data, Parquet’s zone map contains 128k values without encoding and compression. Therefore ORC has more opportunities to skip values using zone maps.

⁴Caveat: a single-thread read cannot saturate the bandwidth of Amazon S3.

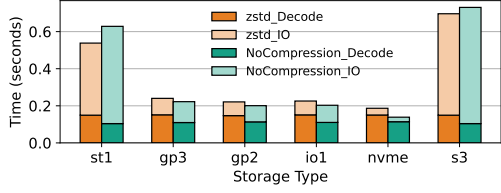


Figure 10: Parquet scan time w/ and w/o zstd on varying storages.

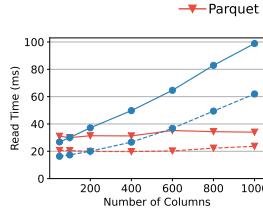
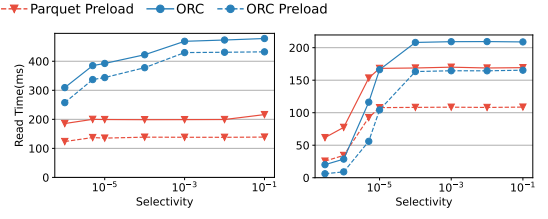


Figure 11: Projection.



(a) Low NDV ratio Column (b) High NDV ratio Column

Figure 12: Select performance with range predicate on float data.

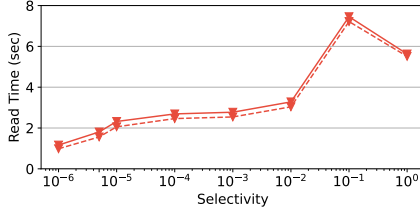
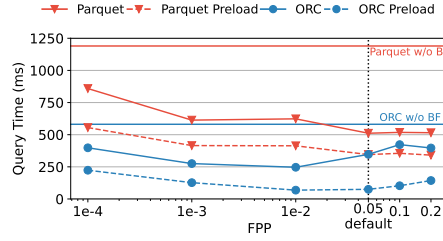
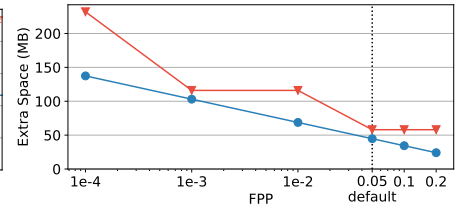


Figure 13: Parquet-selection scan



(a) Query Time



(b) Extra Space

Figure 14: Select performance on varying FPP of Bloom Filter.

Discussion: Zone maps are only useful on columns where the values are well-clustered. Deciding when to have a zone map (in what granularity) is important for future formats to improve the selection performance with minimal space overhead.

5.6.2 Case Study: Parquet select + bitvector project. Next, we conduct a case study on the performance of a full scan with predicates in Parquet. We did not include ORC because it does not implement bitvector project. We assume the projection columns are all the columns and only one predicate column exists. We use the same table, predicate column, and predicates in Figure 12a.

The results in Figure 13 indicate that when conducting a complete end-to-end selection scan, the Page Index design of Parquet demonstrates efficient data-skipping capabilities through its employment of late materialization, i.e., only the pages containing records indicated by the bitvector produced by select are decoded. Nevertheless, if the selectivity of the query is high (i.e., 0.1 in Figure 13), the computation required for determining the pages to skip surpasses the benefits of skipping. Furthermore, in case of extremely low selectivity, the achievable improvement is bounded by the time to decode a single compression unit.

Discussion: The implementation of the formats should decide wisely on whether to do late materialization (i.e., bitvector project) or a full table scan, depending on predicate selectivity and data distribution. Also, to enable faster low selectivity query, future formats can consider breaking the access granularity limit of a compression unit to enable finer-grained access [41].

5.6.3 Point Query with Bloom Filter. We further evaluate Parquet and ORC's Bloom Filter performance and overhead. False Positive Probability (FPP) of the Bloom Filter is adjustable in both formats. The smaller the FPP, the more space the Bloom Filter takes. We aim

to study how the FPP affects each format's space and query time. Because we want the target scenario to be where Bloom Filter can take effect, we use a uniformly distributed 8-byte integer column as the predicate column, with value range [1, 2000000]. We build Bloom Filter on the column with varying FPP in the two formats. Then we run a point query to each file where only 22 rows out of 60 million rows are selected and we record the extra file size compared with the file without building Bloom Filter.

The results are in Figure 14. Figure 14a shows that the Bloom Filter can boost low selectivity point query speed. Interestingly, because ORC's Bloom Filter granularity (10k rows, smallest zone map level) is much finer than Parquet's (1Mi rows, row group level), decreasing FPP to 0.01 helps ORC skip more data. At the same time, there is no benefit to Parquet. Instead, Parquet's performance decreases as FPP is lower, which is also the same for ORC as FPP is below 0.01, because of the more space and decoding overhead.

Figure 14b further shows the extra storage cost introduced by the Bloom Filter. It shows that ORC's Bloom Filter design is more space-efficient than Parquet's. Therefore, although Parquet and ORC's performance and space overhead are close under the default FPP level (0.05), ORC offers better options to choose from.

Discussion: The design of Bloom Filter accelerates point query on uniform data, and finer granularity of Bloom Filter brings more benefits to low selectivity queries.

Overall, zone maps and Bloom Filters can boost the performance of low-selectivity queries. However, zone maps are effective only for a smaller number of well-clustered columns, while Bloom Filters are only useful for point queries. When designing future columnar formats, we should consider more advanced indexing and filtering structures, such as column indexes [62, 68, 78] and range filters [84, 89], and study their performance-space trade-offs.

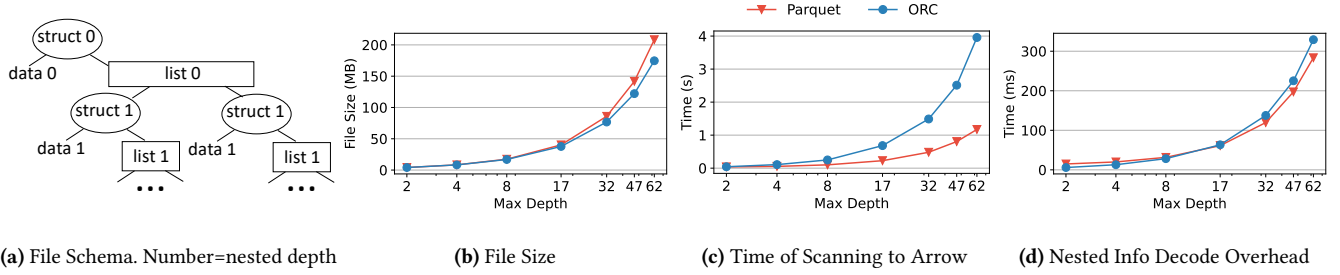


Figure 15: Nested data: varying max depth.

5.7 Nested Data Model Efficiency

In this section, we quantitatively evaluate the trade-off on the nested data model between Parquet and ORC. To only test the nested model and isolate other noise, we use float data so we can disable encoding and compression on both formats. We test against a synthetic nested schema tree which we design as follows (as shown in Figure 15a): The root node is a struct containing a float field and a list field. The list recursively contains 0-2 structs with the same schema as the root. 97% of the lists contain one struct, and 1% contains no struct. We generate a series of Arrow tables with 256k rows on different max depths of the schema tree and write them into Parquet and ORC. During table generation, the tree of a record stops growing when the depth of the tree reaches the desired max depth. Then we record the file size, the time to read the file into an Arrow table, and the time to decode the nested structure during the table scan.

As shown in Figure 15b, as the depth of the schema tree gets larger, the Parquet file size grows faster than ORC. On the other hand, ORC spends much more time transforming to Arrow (Figure 15c). The reason is that ORC needs to be read into its in-memory data structure and then transformed to Arrow. And the transformation is not optimized. Therefore, we further profile the time decoding the nested information during the scan. The result in Figure 15d shows that ORC’s overhead to decode the nested structure information is getting larger than Parquet’s as the schema gets deeper. The reason is that ORC needs to decode structure information of struct and list while Parquet only needs to decode leaf fields along with their levels. This result is consistent with Dremel’s retrospective work [73].

Discussion: Although we quantitatively showcase the trade-off on the nested data model, it only manifests when the nested depth is large. Both data models perform well when the depth is small. Future formats should focus more on making the transformation process between the on-disk nested model and the in-memory nested model painless, e.g., avoid the extra overhead shown in Figure 15c. When designing future storage formats, having a high affinity for in-memory formats (e.g., Arrow) could greatly simplify the transformation.

6 LESSONS LEARNED

We summarize the lessons learned from our comprehensive evaluation of Parquet and ORC in the previous section. The purpose is to provide insights to guide future innovations on columnar storage formats.

Lesson 1. Dictionary Encoding is the most effective lightweight encoding algorithm (even for floating-point values) for a columnar storage format because most real-world data have low NDV ratios.

Lesson 2. It is important to keep the encoding scheme simple in a columnar storage format to guarantee a competitive scan + decoding performance. Having many codec algorithms to select at the decoding time is costly.

Lesson 3. A columnar storage format should enable block compression cautiously on modern hardware because the bottleneck of query processing is shifting from storage to computation. This applies to lightweight encodings as well on high-end storage devices.

Lesson 4. Cloud storage has unique performance characteristics and deserves a specifically-optimized columnar format.

Lesson 5. The metadata layout in a columnar storage format should optimize for fewer random probes, especially with cloud storage.

Lesson 6. There lacks a simple and effective algorithm to decide when to build zone maps at a particular granularity in existing columnar formats.

Lesson 7. As storage is getting cheaper, future formats could justify the performance benefits brought by more sophisticated indexing and filtering structures over their storage overhead.

Lesson 8. The translation process between the nested data models and the corresponding in-memory layouts could be further optimized in future columnar formats.

7 CONCLUSION

In this paper, we comprehensively evaluate the common columnar formats, including Parquet and ORC. We build a taxonomy of the two widely-used formats to summarize the design of their format internals. To better test the formats’ trade-offs, we analyze real-world data sets and design a benchmark that can sweep data distribution to demonstrate the differences in encoding algorithms. Using the benchmark, we conduct experiments on various metrics of the formats. Our results highlight essential design considerations that are advantageous for modern hardware and real-world data distributions, such as dictionary encoding by default, favoring decoding speed over compression ratio for integer encoding algorithms, and embedding finer-grained auxiliary data structures.

REFERENCES

- [1] 2016. File Format Benchmark - Avro, JSON, ORC & Parquet. <https://www.slideshare.net/HadoopSummit/file-format-benchmark-avro-json-orc-parquet>.
- [2] 2016. Format Wars: From VHS and Beta to Avro and Parquet. <http://www.svds.com/dataformats/>.
- [3] 2016. Inside Capacitor, BigQuery's next-generation columnar storage format. <https://cloud.google.com/blog/products/bigquery/inside-capacitor-bigquerys-next-generation-columnar-storage-format>.
- [4] 2017. Apache Arrow vs. Parquet and ORC: Do we really need a third Apache project for columnar data representation? <http://dbmsmusings.blogspot.com/2017/10/apache-arrow-vs-parquet-and-orc-do-we.html>.
- [5] 2017. Some comments to Daniel Abadi's blog about Apache Arrow. <https://wesmckinney.com/blog/arrow-columnar-abadi/>.
- [6] 2022. Amazon S3. <https://aws.amazon.com/s3/>.
- [7] 2022. Apache Arrow. <https://arrow.apache.org/>.
- [8] 2022. Apache Arrow Dataset API. <https://arrow.apache.org/docs/python/generated/pyarrow.parquet.ParquetDataset.html>.
- [9] 2022. Apache Carbondata. <https://carbondata.apache.org/>.
- [10] 2022. Apache Hadoop. <https://hadoop.apache.org/>.
- [11] 2022. Apache Hive. <https://hive.apache.org/>.
- [12] 2022. Apache Hudi. <https://hudi.apache.org/>.
- [13] 2022. Apache Iceberg. <https://iceberg.apache.org/>.
- [14] 2022. Apache Impala. <https://impala.apache.org/>.
- [15] 2022. Apache ORC. <https://orc.apache.org/>.
- [16] 2022. Apache Parquet. <https://parquet.apache.org/>.
- [17] 2022. Apache Presto. <https://prestodb.io/>.
- [18] 2022. Apache Spark. <https://spark.apache.org/>.
- [19] 2022. Azure Blob Storage. <https://azure.microsoft.com/en-us/services/storage/blobs/>.
- [20] 2022. ClickHouse. <https://clickhouse.com/>.
- [21] 2022. ClickHouse Example Datasets. <https://clickhouse.com/docs/en/getting-started/example-datasets>.
- [22] 2022. Dremio. <https://www.dremio.com/>.
- [23] 2022. EDGAR Log File Data Sets. <https://www.sec.gov/about/data/edgar-log-file-data-sets.html>.
- [24] 2022. GeoNames Dataset. <http://www.geonames.org/>.
- [25] 2022. Google BigQuery. <https://cloud.google.com/bigquery>.
- [26] 2022. Google Cloud Storage. <https://cloud.google.com/storage>.
- [27] 2022. Google snappy. <http://google.github.io/snappy/>.
- [28] 2022. IMDb Datasets. <https://www.imdb.com/interfaces/>.
- [29] 2022. InfluxData. <https://www.influxdata.com/>.
- [30] 2022. JSON. <https://www.json.org/>.
- [31] 2022. Parquet Bloom Filter Jira Discussion. <https://issues.apache.org/jira/browse/PARQUET-41>.
- [32] 2022. Protocol Buffers. <https://developers.google.com/protocol-buffers/>.
- [33] 2022. Public BI benchmark. https://github.com/cwida/public_bi_benchmark.
- [34] 2022. Samsung 980 PRO 4.0 NVMe SSD. <https://www.samsung.com/us/computing/memory-storage/solid-state-drives/980-pro-pcie-4-0-nvme-ssd-1tb-mz-v8p1t0b-am/>.
- [35] 2022. SequenceFile. <https://cwiki.apache.org/confluence/display/HADOOP2/SequenceFile>.
- [36] 2022. The DWRF Format. <https://github.com/facebookarchive/hive-dwrf>.
- [37] 2022. UCI Machine Learning Repository. <https://archive.ics.uci.edu/ml/datasets.php>.
- [38] 2022. Yelp Open Dataset. <https://www.yelp.com/dataset/>.
- [39] 2022. Zstandard. <https://github.com/facebook/zstd>.
- [40] 2023. Arrow C++ and Parquet C++. <https://github.com/apache/arrow/tree/main/cpp>.
- [41] 2023. Lance. <https://github.com/eto-ai/lance>.
- [42] 2023. ORC C++. <https://github.com/apache/orc/tree/main/c%2B%2B>.
- [43] Daniel Abadi, Peter Boncz, Stavros Harizopoulos, Stratos Idreos, Samuel Madden, et al. 2013. The design and implementation of modern column-oriented database systems. *Foundations and Trends® in Databases* 5, 3 (2013), 197–280.
- [44] Daniel Abadi, Samuel Madden, and Miguel Ferreira. 2006. Integrating compression and execution in column-oriented database systems. In *Proceedings of the 2006 ACM SIGMOD international conference on Management of data*. 671–682.
- [45] Anastassia Ailamaki, David J DeWitt, Mark D Hill, and Marios Skounakis. 2001. Weaving Relations for Cache Performance. In *VLDB*, Vol. 1. 169–180.
- [46] Wail Y. Alkowiak and Michael J. Carey. 2022. Columnar Formats for Schemaless LSM-Based Document Stores. *Proc. VLDB Endow.* 15, 10 (sep 2022), 2085–2097. <https://doi.org/10.14778/3547305.3547314>
- [47] Michael Armbrust, Tathagata Das, Liwen Sun, Burak Yavuz, Shixiong Zhu, Mukul Murthy, Joseph Torres, Herman van Hovell, Adrian Ionescu, Alicja Łuszczak, et al. 2020. Delta lake: high-performance ACID table storage over cloud object stores. *Proceedings of the VLDB Endowment* 13, 12 (2020), 3411–3424.
- [48] Michael Armbrust, Ali Ghodsi, Reynold Xin, and Matei Zaharia. 2021. Lakehouse: a new generation of open platforms that unify data warehousing and advanced analytics. In *Proceedings of CIDR*. 8.
- [49] Haoqiong Bian and Anastasia Ailamaki. 2022. Pixels: An Efficient Column Store for Cloud Data Lakes. In *2022 IEEE 38th International Conference on Data Engineering (ICDE)*. IEEE, 3078–3090.
- [50] Haoqiong Bian, Ying Yan, Wenbo Tao, Liang Jeff Chen, Yueguo Chen, Xiaoyong Du, and Thomas Moscibroda. 2017. Wide table layout optimization based on column ordering and duplication. In *Proceedings of the 2017 ACM International Conference on Management of Data*. 299–314.
- [51] Peter Boncz, Thomas Neumann, and Viktor Leis. 2020. FSST: fast random access string compression. *Proceedings of the VLDB Endowment* 13, 12 (2020), 2649–2661.
- [52] Biswapesh Chattopadhyay, Priyam Dutta, Weiran Liu, Ott Tinn, Andrew McCormick, Aniket Mokashi, Paul Harvey, Hector Gonzalez, David Lomax, Sagar Mittal, et al. 2019. Procella: Unifying serving and analytical data at YouTube. (2019).
- [53] Brian F. Cooper, Adam Silberstein, Erwin Tam, Raghu Ramakrishnan, and Russell Sears. 2010. Benchmarking Cloud Serving Systems with YCSB. In *SoCC*. 143–154.
- [54] George P Copeland and Setrag N Khoshafian. 1985. A decomposition storage model. *Acm Sigmod Record* 14, 4 (1985), 268–279.
- [55] Dario Currier, Olivier Curé, and Mariella Sciortino. [n.d.]. *RDF DATA AND COLUMNAR FORMATS*. Master's thesis.
- [56] Benoit Dageville, Thierry Cruanes, Marcin Zukowski, Vadim Antonov, Artin Avanes, Jon Bock, Jonathan Claybaugh, Daniel Engovatov, Martin Hentschel, Jiansheng Huang, et al. 2016. The Snowflake Elastic Data Warehouse. In *SIGMOD*.
- [57] Bailu Ding, Surajit Chaudhuri, Johannes Gehrke, and Vivek Narasayya. 2021. DSB: A decision support benchmark for workload-driven and traditional database systems. *Proceedings of the VLDB Endowment* 14, 13 (2021), 3376–3388.
- [58] Avriela Floratou, Umar Farooq Minhas, and Fatma Özcan. 2014. Sql-on-hadoop: Full circle back to shared-nothing database architectures. *Proceedings of the VLDB Endowment* 7, 12 (2014), 1295–1306.
- [59] Jonathan Goldstein, Raghu Ramakrishnan, and Uri Shaft. 1998. Compressing relations and indexes. In *Proceedings 14th International Conference on Data Engineering*. IEEE, 370–379.
- [60] Anurag Gupta, Deepak Agarwal, Derek Tan, Jakub Kulesza, Rahul Pathak, Stefano Stefani, and Vidhya Srinivasan. 2015. Amazon Redshift and the Case for Simpler Data Warehouses. In *SIGMOD*.
- [61] Yongqiang He, Rubao Lee, Yin Huai, Zheng Shao, Namit Jain, Xiaodong Zhang, and Zhiwei Xu. 2011. RCFile: A fast and space-efficient data placement structure in MapReduce-based warehouse systems. In *2011 IEEE 27th International Conference on Data Engineering*. IEEE, 1199–1208.
- [62] Brian Hentschel, Michael S Kester, and Stratos Idreos. 2018. Column sketches: A scan accelerator for rapid and robust predicate evaluation. In *Proceedings of the 2018 International Conference on Management of Data*. 857–872.
- [63] Yin Huai, Ashutosh Chauhan, Alan Gates, Gunther Hagleitner, Eric N Hanson, Owen O'Malley, Jitendra Pandey, Yuan Yuan, Rubao Lee, and Xiaodong Zhang. 2014. Major technical advancements in apache hive. In *Proceedings of the 2014 ACM SIGMOD international conference on Management of data*. 1235–1246.
- [64] S Idreos, F Groff, N Nes, S Manegold, S Mullender, and M Kersten. 2012. Monetdb: Two decades of research in column-oriented database. *IEEE Data Engineering Bulletin* (2012).
- [65] Todor Ivanov and Matteo Pergolesi. 2020. The impact of columnar file formats on SQL-on-hadoop engine performance: A study on ORC and Parquet. *Concurrency and Computation: Practice and Experience* 32, 5 (2020), e5523.
- [66] Hao Jiang, Chunwei Liu, John Paparrizos, Andrew A Chien, Jihong Ma, and Aaron J Elmore. 2021. Good to the Last Bit: Data-Driven Encoding with CodecDB. In *Proceedings of the 2021 International Conference on Management of Data*. 843–856.
- [67] Daniel Lemire and Leonid Boytsov. 2015. Decoding billions of integers per second through vectorization. *Software: Practice and Experience* 45, 1 (2015), 1–29.
- [68] Yanan Li and Jignesh M Patel. 2013. Bitweaving: Fast scans for main memory data processing. In *Proceedings of the 2013 ACM SIGMOD International Conference on Management of Data*. 289–300.
- [69] Panagiotis Liakos, Katia Papakonstantinou, and Yannis Kotidis. 2022. Chimp: efficient lossless floating point compression for time series databases. *Proceedings of the VLDB Endowment* 15, 11 (2022), 3058–3070.
- [70] Samuel Madden, Jialin Ding, Tim Kraska, Sivaprasad Sudhir, David Cohen, Timothy Mattson, and Nesime Tatbul. 2022. Self-Organizing Data Containers. In *The Conference on Innovative Data Systems Research, CIDR*.
- [71] Heikki Mannila. 1985. Measures of presortedness and optimal sorting algorithms. *IEEE transactions on computers* 100, 4 (1985), 318–325.
- [72] Sergey Melnik, Andrey Gubarev, Jing Jing Long, Geoffrey Romer, Shiva Shivakumar, Matt Tolton, and Theo Vassilakis. 2010. Dremel: interactive analysis of web-scale datasets. *Proceedings of the VLDB Endowment* 3, 1-2 (2010), 330–339.
- [73] Sergey Melnik, Andrey Gubarev, Jing Jing Long, Geoffrey Romer, Shiva Shivakumar, Matt Tolton, Theo Vassilakis, Hossein Ahmadi, Dan Delorey, Slava Min, et al. 2020. Dremel: A decade of interactive SQL analysis at web scale. *Proceedings of the VLDB Endowment* 13, 12 (2020), 3461–3472.
- [74] Patrick E O'Neil, Elizabeth J O'Neil, and Xuedong Chen. 2007. The star schema benchmark (SSB). *Pat* 200, 0 (2007), 50.

- [75] Pouria Pirzadeh, Michael Carey, and Till Westmann. 2017. A performance study of big data analytics platforms. In *2017 IEEE international conference on big data (big data)*. IEEE, 2911–2920.
- [76] Felix Putze, Peter Sanders, and Johannes Singler. 2010. Cache-, Hash-, and Space-Efficient Bloom Filters. *ACM J. Exp. Algorithmics* 14, Article 4 (Jan 2010), 18 pages.
- [77] Raghav Sethi, Martin Traverso, Dain Sundstrom, David Phillips, Wenlei Xie, Yutian Sun, Nezih Yegitbasi, Haozhun Jin, Eric Hwang, Nileema Shingte, et al. 2019. Presto: SQL on everything. In *2019 IEEE 35th International Conference on Data Engineering (ICDE)*. IEEE, 1802–1813.
- [78] Lefteris Sidirourgos and Martin Kersten. 2013. Column imprints: a secondary index structure. In *Proceedings of the 2013 ACM SIGMOD International Conference on Management of Data*. 893–904.
- [79] Michael Stonebraker, Daniel J. Abadi, Adam Batkin, Xuedong Chen, Mitch Cherniack, Miguel Ferreira, Edmond Lau, Amerson Lin, Samuel Madden, Elizabeth J. O’Neil, Patrick E. O’Neil, Alex Rasin, Nga Tran, and Stanley B. Zdonik. 2005. C-Store: A Column-oriented DBMS. In *Proceedings of the 31st International Conference on Very Large Data Bases, Trondheim, Norway, August 30 - September 2, 2005*, Klemens Böhm, Christian S. Jensen, Laura M. Haas, Martin L. Kersten, Per-Åke Larson, and Beng Chin Ooi (Eds.). ACM, 553–564. <http://www.vldb.org/archives/website/2005/program/paper/thu/p553-stonebraker.pdf>
- [80] The Transaction Processing Council. 2021. TPC-DS Benchmark (Revision 3.2.0).
- [81] The Transaction Processing Council. 2022. TPC-H Benchmark (Revision 3.0.1).
- [82] Ashish Thusoo, Joydeep Sen Sarma, Namit Jain, Zheng Shao, Prasad Chakka, Suresh Anthony, Hao Liu, Pete Wyckoff, and Raghotham Murthy. 2009. Hive: a warehousing solution over a map-reduce framework. *Proceedings of the VLDB Endowment* 2, 2 (2009), 1626–1629.
- [83] Animesh Trivedi, Patrick Stuedi, Jonas Pfefferle, Adrian Schuepbach, and Bernard Metzler. 2018. Albis: {High-Performance} File Format for Big Data Systems. In *2018 USENIX Annual Technical Conference (USENIX ATC 18)*. 615–630.
- [84] Kapil Vaidya, Subarna Chatterjee, Eric Knorr, Michael Mützenmacher, Stratos Idreos, and Tim Kraska. 2022. SNARF: a learning-enhanced range filter. *Proceedings of the VLDB Endowment* 15, 8 (2022), 1632–1644.
- [85] Suketu Vakharia, Peng Li, Weiran Liu, and Sundaram Narayanan. 2023. Shared Foundations: Modernizing Meta’s Data Lakehouse. In *The Conference on Innovative Data Systems Research, CIDR*.
- [86] Adrian Vogelsgesang, Michael Haubenschild, Jan Finis, Alfons Kemper, Viktor Leis, Tobias Muehlbauer, Thomas Neumann, and Manuel Then. 2018. Get Real: How Benchmarks Fail to Represent the Real World. In *Proceedings of the Workshop on Testing Database Systems (Houston, TX, USA) (DBTest’18)*. Association for Computing Machinery, New York, NY, USA, Article 1, 6 pages.
- [87] Lei Wang, Jianfeng Zhan, Chunjie Luo, Yuqing Zhu, Qiang Yang, Yongqiang He, Wanling Gao, Zhen Jia, Yingjie Shi, Shujie Zhang, Chen Zheng, Gang Lu, Kent Zhan, Xiaona Li, and Bizhu Qiu. 2014. BigDataBench: A big data benchmark suite from internet services. In *2014 IEEE 20th International Symposium on High Performance Computer Architecture (HPCA)*. 488–499. <https://doi.org/10.1109/HPCA.2014.6835958>
- [88] Matei Zaharia, Mosharaf Chowdhury, Tathagata Das, Ankur Dave, Justin Ma, Murphy McCauly, Michael J Franklin, Scott Shenker, and Ion Stoica. 2012. Resilient distributed datasets: A {Fault-Tolerant} abstraction for {In-Memory} cluster computing. In *9th USENIX Symposium on Networked Systems Design and Implementation (NSDI 12)*. 15–28.
- [89] Huan Chen Zhang, Hyeontaek Lim, Viktor Leis, David G Andersen, Michael Kaminsky, Kimberly Keeton, and Andrew Pavlo. 2018. Surf: Practical range query filtering with fast succinct tries. In *Proceedings of the 2018 International Conference on Management of Data*. 323–336.
- [90] Huan Chen Zhang, Xiaoxuan Liu, David G Andersen, Michael Kaminsky, Kimberly Keeton, and Andrew Pavlo. 2020. Order-preserving key compression for in-memory search trees. In *Proceedings of the 2020 ACM SIGMOD International Conference on Management of Data*. 1601–1615.
- [91] Marcin Zukowski, Sandor Heman, Niels Nes, and Peter Boncz. 2006. Super-scalar RAM-CPU cache compression. In *22nd International Conference on Data Engineering (ICDE’06)*. IEEE, 59–59.
- [92] Marcin Zukowski, Mark Van de Wiel, and Peter Boncz. 2012. Vectorwise: A vectorized analytical DBMS. In *2012 IEEE 28th International Conference on Data Engineering*. IEEE, 1349–1350.