

ImageCaptioner²: Image Captioner for Image Captioning Bias Amplification Assessment

Eslam Mohamed Bakr¹, Pengzhan Sun², Li Erran Li³, Mohamed Elhoseiny¹
 {eslam.abdelrahman, mohamed.elhoseiny}@kaust.edu.sa
 pengzhan@comp.nus.edu.sg, lilimam@amazon.com

¹King Abdullah University of Science and Technology (KAUST)

²National University of Singapore ³AWS AI, Amazon

Abstract

Most pre-trained learning systems are known to suffer from bias, which typically emerges from the data, the model, or both. Measuring and quantifying bias and its sources is a challenging task and has been extensively studied in image captioning. Despite the significant effort in this direction, we observed that existing metrics lack consistency in the inclusion of the visual signal. In this paper, we introduce a new bias assessment metric, dubbed ImageCaptioner², for image captioning. Instead of measuring the absolute bias in the model or the data, ImageCaptioner² pay more attention to the bias introduced by the model w.r.t the data bias, termed bias amplification. Unlike the existing methods, which only evaluate the image captioning algorithms based on the generated captions only, ImageCaptioner² incorporates the image while measuring the bias. In addition, we design a formulation for measuring the bias of generated captions as prompt-based image captioning instead of using language classifiers. Finally, we apply our ImageCaptioner² metric across 11 different image captioning architectures on three different datasets, i.e., MS-COCO caption dataset, Artemis V1, and Artemis V2, and on three different protected attributes, i.e., gender, race, and emotions. Consequently, we verify the effectiveness of our ImageCaptioner² metric by proposing AnonymousBench, which is a novel human evaluation paradigm for bias metrics. Our metric shows significant superiority over the recent bias metric; LIC, in terms of human alignment, where the correlation scores are 80% and 54% for our metric and LIC, respectively. The code is available at <https://eslambakr.github.io/imagecaptioner2.github.io/>.

1. Introduction

Most deep learning (DL) benchmarks and challenges [7] [23] [5] [20] [22] are designed to differentiate and rank different architectures based on accuracy, neglecting other as-

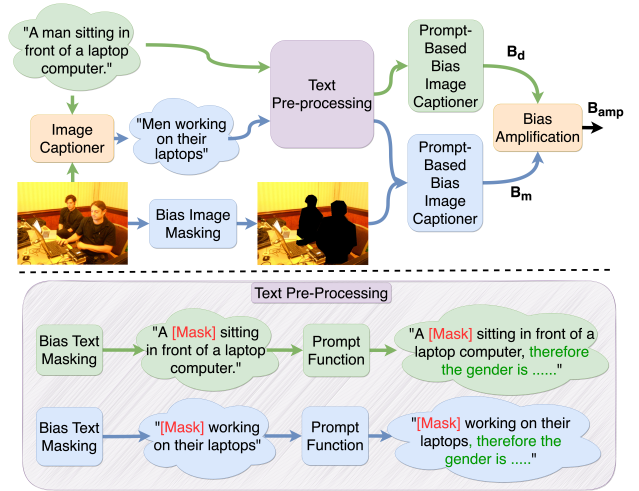


Figure 1: An abstract overview for our metric pipeline. Given an input image, the associated GT-caption, and the predicted caption, a text pre-processing module is utilized to refine the captions before feeding them to the prompt-based image captioners. The text pre-processing module performs two main functionalities: 1) Masking the protected-attribute indicative words. 2) Appending the prompt template to the caption. Finally, bias-amplification module is utilized to measure the caption model bias B_m w.r.t the GT bias B_d .

pects such as fairness. Nevertheless, measuring the bias and understanding its sources have attracted significant attention recently due to the social impact of the DL models [2] [6] [16] [33] [35] [38] [43] [9] [32]. For instance, image captioners may learn shortcuts based on correlation, which inevitably suffers from unreliable associations between protected attributes, e.g., gender, and visual or textual clues in the captioning dataset [48, 41].

Recent efforts focus on estimating model bias, driven by the fact that more than balanced data is needed to create

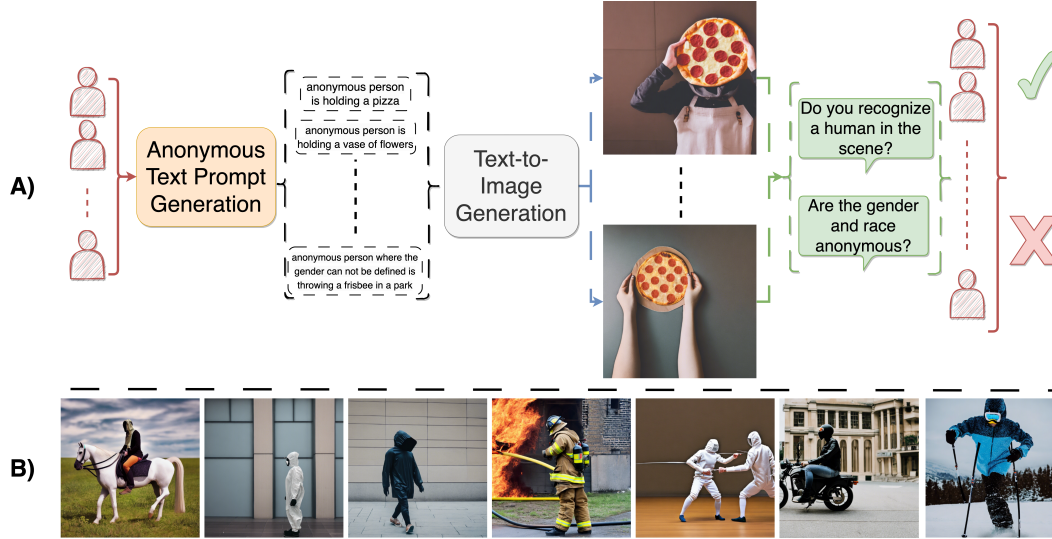


Figure 2: AnonymousBench. Part A is the detailed pipeline which demonstrates how our novel benchmark is collected. First annotators are asked to write a set of anonymous descriptions, then the generated prompts are fed to a text-to-image model to generate the images. Finally, as a verification step, the same annotators are asked again to filter out the gender or race recognizable images. Part B demonstrates some random samples of AnonymousBench.

unbiased models [41]. Accordingly, BA [48], DBA [39], and LIC [14] measure the model bias w.r.t the bias in the training dataset. In other words, they emphasize the bias introduced by the model regardless of the bias in the ground-truth dataset. Therefore, detecting and measuring the bias is the first step toward a reliable and accurate image captioner.

BA [48] and DBA [39], calculate the co-occurrence frequency of protected bias attribute and detected objects in the picture or some specific words in the caption as a bias score. An apparent limitation of these evaluations is that only limited visual or language contexts are used for computing the statistics. Consequently, several learnable bias measurements have been proposed recently [47, 14, 41]. The basic assumption of this line of work is that if the bias attribute category, e.g., gender, can be inferred through context even if the attribute feature does not exist, then it indicates that the model is biased. For instance, the recent work, LIC [14], estimates the bias in image captioning models using trainable language classifiers, e.g., BERT[8].

Consequently, measuring the bias in image captioning is notably challenging due to the multimodal nature of the task, where the generated text could be biased to the input image and the language model. Even though significant progress has been achieved in quantifying the bias and its amplification in image captioning models, it remains to be investigated how to properly measure the bias amplified by the image captioning model over the dataset from both the vision and language modalities. The existing bias metrics formulate the metric as quantifying bias in text generation

models, where the image stream is omitted while measuring the bias. Discarding the visiolinguistic nature of the task in the metric may result in misleading conclusions. Addressing these limitations, we propose a novel bias metric termed ImageCaptioner², which incorporates the visiolinguistic nature of the image captioning task by utilizing an image captioner instead of a language classifier.

In addition to filling the multi-modalities gap in the existing bias metrics, ImageCaptioner² better matches the underlying pre-training model, by proposing a prompt-based image captioner, i.e., the training objective is text generation. In contrast, the existing bias metric, e.g., LIC, utilizes a language classifier trained for a different objective, i.e., classification objective; this leads to a potential under-utilization of the pre-trained model we assess. In other words, our proposed metric provides textual prompts that bring the evaluation task closer to the pre-training task.

Experimentally, we evaluate our metric through comprehensive experiments across 11 different image captioning techniques on three different datasets, i.e., MS-COCO caption dataset[23], ArtEmis V1 [1], and ArtEmis V2 [27], and on three different protected attributes, i.e., gender, race, and emotions. In addition, we introduce consistency measures to judge which learnable metric is more consistent against classifiers variations: 1) Introducing conflict-score to count the number of mismatches between different classifiers. 2) Introducing Ranking Consistency, which utilizes Pearson correlation. In comparison to LIC, we show that based on the consistency measures, our method is more consistent

than LIC, where the correlation ratio is 97% and 92%, respectively. Consequently, we verify the effectiveness of our ImageCaptioner² metric by proposing AnonymousBench, depicted in Figure 2, which is a novel human evaluation paradigm for bias metrics. Our metric shows significant superiority over the recent bias metric; LIC, in terms of human alignment, where the correlation scores are 80% and 54% for our metric and LIC, respectively.

Our contributions can be summarized as follows:

- We develop a novel bias metric called ImageCaptioner², depicted in Figure 1. To the best of our knowledge, ImageCaptioner² is the first metric that is formulated based on the visiolinguistic nature of the image captioning while quantifying the bias.
- We propose a prompt-based image captioner that better matches the underlying pre-training model we assess.
- Propose AnonymousBench to verify the effectiveness of our ImageCaptioner² metric, depicted in Figure 2.
- We propose a new scoring function that matches the objective of measuring the bias.
- We apply our ImageCaptioner² metric across 11 different image captioning techniques on three different datasets, i.e., MS-COCO caption dataset, Artemis V1, and Artemis V2, and on three different protected attributes, i.e., gender, race, and emotions.

2. Related Work

Our contribution draws success from several areas; image captioning, prompt-based learning, and bias metrics.

–**Image Captioning.** [18] proposes the first deep neural language model for solving the image captioning task. Subsequently, RNN[46, 15] based models, such as NIC[37] and SAT[42], together with transformer[8] based models, such as OSCAR[21], are widely accepted because of the impressive performance. However, image captioners tend to learn shortcuts based on correlation, therefore, researchers have made promising attempts[13, 40, 45, 44, 24] to create unbiased image captioners. Nevertheless, all these attempts measure the bias from the language stream only. To fill this gap, we propose a new metric termed ImageCaptioner², which can capture the bias from both visual and language streams.

–**Prompt-Based Learning.** Prompt-based methods [25, 26] reformulate the input x of the downstream task to fit into the training objective of the pre-training phase. For instance, [19, 26, 29, 31] adapt the input x by adding a template T forming a new input x_p . [26] tackles a wide range of NLP tasks in a Question-Answer (QA) fashion. For instance, to tackle the sentiment analysis task, the template T is stacked at the beginning of the input x , such as $T =$ "Is this sentence positive or negative", where $x =$ "I watched this movie ten times". PET [31] formulate the template as cloze-style phrases to help models understand a given task.

–**Bias Metrics.** [13] [34] define a list of protected attributes,

e.g., age and gender, and evaluate the accuracy of predicting the specified attributes. These methods suffer from many drawbacks; 1) They can't handle paraphrasing. 2) Focusing only on the protected attributes and discarding the rest of the caption. [47] [41] tries to overcome these problems by incorporating the full caption by utilizing a sentence classifier. Instead of measuring the absolute bias, BA [48], DBA [39], and LIC [14] introduce bias amplification metrics, which measure the relative bias w.r.t the GT datasets. LIC [14] borrows ideas from [41] and [47], where it relies on a text classifier to predict the protected attribute.

3. Revisiting Image captioning Fairness Metrics

In recent years, there have been rapid efforts toward designing robust fairness metrics. Nonetheless, all the existing metrics suffer from severe limitations that make them far from being reliable; therefore, in this paper, we take one step toward designing a more robust and reliable metric. In this section, we first cover the different taxonomies of the existing fairness metrics in image captioning. Then, we dissect them to show their limitations, which raises several questions, we will address in Section 4.

3.1. Taxonomy of Fairness Metrics

We classify the fairness metrics into three categories:

–**Source-Agnostic Vs. Source-Identification metrics.** Women also Snowboard [13], and GAIC [34] assume access to the bias attribute in the predicted captions while measuring the misclassification rate. Accordingly, such metrics can not identify the bias source, which is crucial in designing a debiasing technique. In contrast, methods that rely on a pre-trained language model to determine whether the model is biased or not, such as [47], LIC [14], and [41], or the methods that rely on calculating the co-occurrences, i.e., BA [48] and DBA [39], have the capability of determining the source of the bias.

–**Learnable Vs. Non-Learnable metrics.** [47] studies the racial bias, i.e., lighter and darker, by utilizing a dedicated classifier to predict the race based on the predicted caption. In addition, LIC [14], and [41] train additional language classifiers to measure the bias in the data and the model. In contrast, Women also Snowboard [13], GAIC [34], BA [48], and DBA [39] do not utilize any additional learnable parameters to measure the bias. Women also Snowboard [13] defines the error rate as the number of gender misclassifications, i.e., whether the protected attribute words have been correctly predicted in the generated caption or not. Consequently, GAIC [34] formulates the gender bias as the difference in performance between the subgroups of a protected attribute, e.g., GAIC [34] creates three groups for gender: male, female, and not-specified. BA [48] and

DBA [39] calculate the co-occurrence between the desired bias attribute, e.g., gender, and the predicted caption.

–**Absolute-Bias Vs. Bias-Amplification.** Another comparison criterion is whether the metric measures the magnitude of the bias introduced by the model over the bias already existing in the data. This type of metric can be interpreted as Bias-amplification metrics [48] [39] [14] [41], where it answers the following question: "Does the model introduce extra bias than ground-truth dataset?" To this end, these models ground the model bias score to the data bias score. In contrast, [47] [13] [34] do not provide this valuable information; that's why we call them absolute-bias metrics.

3.2. Fairness metrics limitations

Table 1 summarizes the existing bias metric limitations.

–**Ignore Multi-Modality.** Image captioning is a multi-modal task, making evaluating its bias and determining its source more challenging. However, to the best of our knowledge, non-of the existing image captioning bias metrics [13] [34] [47] [48] [39] [14], as shown in Table 1, include the image while measuring the bias. All of them degrade the captioning task to a text generation task, which is a flawed approximation. Driven by this, we propose a novel metric termed ImageCaptioner², which respects the multiple modalities nature of the image captioning task by including both the image and the text while measuring the bias. In other words, we instead argue for a formulation of measuring the bias of generated caption from the image captioning model as a prompt-based image captioning task.

–**Limited context.** Women also Snowboard [13], GAIC [34], BA [48], and DBA [39] achieve a consistent performance as they use a fixed formula while computing the bias, e.g., co-occurrence, instead of using learnable classifiers, however, they measure the bias based on the appearance of the protected attributes in the caption and discard the rest of the caption in their bias formula. In contrast, our metric ImageCaptioner² considers the entire context while measuring the bias and determining its sources.

–**Inconsistency.** A reliable evaluation metric should have the following characteristics: 1) *Encapsulated*: could be applied to any method without assuming access to its internal parameters or weights. 2) *Consistent and reliable*: must give the same result and conclusion regardless of the multiple runs. We noticed an inconsistency in LIC [14], when varying the language encoders, where two language encoders are utilized as classifiers; BERT [8], and LSTM [15]. For instance, based on the results reported in the LIC paper [14], when the LSTM classifier is utilized, the LIC score indicates that the Transformer [36] is better than the UpDn [3], where the LIC score is 8.7 and 9, respectively, as the lower LIC score indicates a better model. While based on the BERT classifier, the UpDn [3] is much better than the Transformer [36], where the LIC score is 4.7 and 5.9, respectively. We dissect

the inconsistency at LIC in Section 5.5.2. This motivates us to propose a more robust metric, termed ImageCaptioner², which, as shown in Table 1, belongs to the bias-amplification, learnable, and source-identification families.

4. Prompt-Based Bias Amplification Metric

Based on the detailed analysis and the limitations discussed in Section 3.1 and Section 3.2, respectively, several questions and concerns arose:

1. Can we regard the multi-modality nature by incorporating the image while measuring the bias introduced by the image captioning models? To this end, we utilize the image captioning model to assess the bias introduced by the image captioning model, dubbed ImageCaptioner², detailed in Section 4.1.
2. Can we design a bias metric that better matches the underlying pre-training model we assess? To this end, we design a formulation of measuring the bias of generated caption as prompt-based image captioning instead of using language classifiers [14], detailed in Section 4.2.
3. Can we assess the inner bias of a model without introducing any additional parameters? To this end, we show an interesting property of our metric, called Self-Assessment, where we use the same image captioning model we need to assess to measure its own bias, detailed in Section 4.3.
4. Does the existing scoring function match the objective of measuring the bias? Discussed in Section 4.4.

4.1. ImageCaptioner²

Driven by the aforementioned limitations, discussed in Section 3.2, we propose a prompt-based bias amplification metric, termed ImageCaptioner².

–**Bias-Amplification.** We not only measure the severity of the bias in predicted captions but also detect the source of the bias. That means, on one hand, we measure the bias from the dataset; on the other hand, we estimate the bias of the caption model. As shown in Figure 1, two streams are utilized to evaluate an arbitrary image captioning model; 1) ground-truth stream (In green), 2) model stream (In blue). To measure the caption model bias B_m w.r.t the ground-truth bias B_d , a bias-amplification module is utilized, i.e., subtraction operation; $B_{amp} = B_m - B_d$. Other relational operator can be utilized, e.g., division, however the division could be thought of as a normalized version of the subtraction; $\frac{B_m}{B_d} \propto \frac{B_m - B_d}{B_d}$. The normalized version will make it hard to compare performances across different datasets, but provide similar meaning if the dataset is fixed.

–**Text Pre-processing.** As shown in Figure 1, given an input image, the associated GT-caption, and the predicted caption, a text pre-processing module is utilized to refine the captions before feeding them to the prompt-based image captioners.

Table 1: Comparison of various bias metrics. Where Full-Context indicates, the whole caption is utilized, not only protected attributes. Image-Included reveals the metric incorporates the image while measuring the bias of image captioning models. Consistent means the metric gives the same results on multiple runs. Learnable determines whether the metric exploits additional learnable parameters, e.g., language classifiers. Finally, Amplification-Magnitude demonstrates the metric provides information regarding the extra bias introduced by the model over the data.

Method	Women also snowboard [13]	GAIC [34]	Understanding racial biases [47]	BA [48]	DBA [39]	LIC [14]	Ours
Full-Context	✗	✗	✓	✗	✗	✓	✓
Image-Included	✗	✗	✗	✗	✗	✗	✓
Consistent	✓	✓	✓	✓	✓	✗	✓
Learnable	✗	✗	✓	✗	✗	✓	✓
Amplification Magnitude	✗	✗	✗	✓	✓	✓	✓

The text pre-processing module performs two main functionalities: 1) Masking the protected-attribute indicative words. 2) Appending the prompt template to the caption, detailed in Section 4.2. We hypothesize that if the fed captions are not biased, whether GT or predicted captions, then an arbitrary protected-attribute classifier performance should be around the random performance. Therefore, masking the protected-attribute indicative words is essential to make our hypothesis reasonable. For instance, if we are concerned by the gender bias, and the input caption is “A man sitting in front of his laptop computer”, then the output of the masking operation should be “A [MASK] sitting in front of [MASK] laptop computer”, where all the words that reveal gender information are replaced by mask token.

–**Image Matters.** As shown in Table 1, all the existing metrics ignore the image stream while measuring the bias. This motivates us to propose a metric that respects the multi-modality nature by incorporating the input image. In other words, we design a formulation of measuring the bias in the caption as an image captioning task, not a plain text generation task. Therefore, in contrast to the existing bias metrics, we are the first work that assesses the image captioning bias using image captioner instead of language classifiers.

–**Bias image masking.** Consequently, masking the input image is as vital as masking the protected-attribute indicative words. To ensure our hypothesis is valid, we prevent all leakage sources, i.e., images and text. We assume access on bounding boxes or segmentation masks to mask the protected attribute visual clues. However, this assumption is practical as most of the existing image captioning models inherently contain an object detection phase, which we can utilize. Figure 1 demonstrates an example of a masked image.

4.2. Prompt Implementation

–**Motivation.** One possible solution to adapt the image captioner to judge whether the model is biased is to stack a classification head. A key drawback of this solution is that the added classifier is trained for a different objective, i.e., classification objective, rather than the image captioning

model objective, i.e., text generation. In contrast, we introduce a prompt-based metric to better match the underlying pre-training objective of the image captioner that we assess.

–**Prompt engineering.** To this end, we reformulate the bias measurement by introducing a prompt function f_{prompt} , from a classification objective to a text generation objective by refining the input caption by adding a predefined template T . The prompt function f_{prompt} could be implemented in various ways, depending on the position of the empty slot, i.e., [Answer]. The cloze prompt function incorporates the empty slot in the middle of the caption, while the prefix prompt function incorporates it at the end. We designed our prompt function f_{prompt} in prefix fashion to fit in both language model families, i.e., autoregressive and masked language models (MLM). For instance, if the protected attribute a is gender, then the template T is incorporated to the masked input x_m , such as, $x_p = T?x_mA$, e.g., “What is the gender of the following sentence? A [MASK] sitting ... computer. [Answer]”, or $x_p = x_mTA$, e.g., “A [MASK] sitting ... computer. Therefore the gender is [Answer]”.

–**Implementation Details.** In the training phase, we fine-tune the prompt-based image captioner to predict the last word, i.e., [Answer]. More specifically, given the predicted caption x_m , the prompt T , and the masked image I_m , our prompt-based judge model predicts the answer A ; the last word, e.g., male or female. Therefore the training objective is interpreted as follows:

$$\mathcal{L}^{CE} = \log(P(A|x_mT, I_m)). \quad (1)$$

Then the bias scores, i.e., B_m and B_d , are interpreted as to what extent the model is confident while predicting the answer A ;

$$B_{d,m} = \frac{1}{|\mathcal{D}|} \sum_{(x_m, I_m) \in \mathcal{D}} P(A|x_mT, I_m), \quad (2)$$

where D is the GT and predicted captions for B_d and B_m , respectively. During the inference, we deliberately ignore the model predictions by injecting the input refined text

as a predicted word at each time-step t , which could be interpreted as a teacher-forcing technique [4] but with a different intention. As our main objective is to predict the [Answer] word based on the input caption x_p , not the newly predicted caption.

4.3. Self-Assessment

Self-Assessment could be interpreted as a special case of our metric; ImageCaptioner², where the same image captioning model, is used to measure its own bias. This allows us to fully take advantage of the parameters learned during the pre-training phase without adding any additional computations. Avoiding adding any new parameters does not only improve efficiency but also avoids adding an extra source of bias, making the evaluation more robust.

4.4. Confidence is all you need

The leakage [41] and LIC [14] estimate the gender bias for image classification and image captioning, respectively, using external classifiers f_{cls} , depicted in Eq. 3.

$$\mathbf{B_d} = \frac{1}{|\mathcal{D}|} \sum_{(y,a) \in \mathcal{D}} f_s(y, a). \quad (3)$$

Consider a sample (I, y, a) , where I is the input image, y is the corresponding output, e.g., caption in image caption task, and a is the protected attribute, e.g., gender, both of them [41] [14] use a scoring function f_s that mixes up the accuracy objective with the bias objective. As shown in Eq. 4, the leakage [41] exploits only the indicator function which measures the classification accuracy. Consequently, LIC [14] argues that the uncertainty measure provides additional evidence for measuring bias, so LIC considers also the confidence score, as shown in Eq. 4.

$$f_s(y, a) = \begin{cases} \mathbb{1}[f_{cls}(y) = a] & \text{Leakage} \\ S_a(y) * \mathbb{1}[f_{cls}(y) = a] & \text{LIC} \\ S_a(y) & \text{Ours} \end{cases}. \quad (4)$$

In contrast, aligned with the bias objective, we remove the accuracy measure represented in the indicator function, and define the bias score as only the confidence score, i.e., $B_{d,m} = S_a(y)$ following Eq. 2. The assumption of such adjustment can be shown in the following case, taking the gender bias measurement as an example, where the protected attribute $a = \text{female}$. If the output confidence score $S_a(y)$ for male and female are 0.51 and 0.49, this means that the attribute classifier f_{cls} predicts *male*. According to the indicator function this given sample will be discarded, even if we know that the confidence score near 0.5 means there is no bias. Driven by this, we argue that confidence is all you need for bias scoring.

5. Experiments

5.1. Datasets and Models

We evaluate our proposed metric, ImageCaptioner², on two datasets, i.e., MS-COCO captioning dataset [23] for gender and race attributes, Artemis V1 [1], and V2 [27] for emotions attribute. For gender and race, we validate the effectiveness of our metric on a wide range of image captioning models, i.e., NIC [37], SAT [42], FC [30], Att2in [30], UpDn [3], Transformer [36], OSCAR [21], NIC+ [13], and NIC+Eq [13]. While for Artemis V1 [1] and V2 [27], we explor SAT [42], and Emotion-Grounded SAT (EG-SAT) [1] with its variants. The EG-SAT is an adapted version of SAT that incorporates the emotional signal into the speaker to generate controlled text. Two variants of EG-SAT are studied based on the source of the emotion: 1) Img2Emo. A pre-trained image-to-emotion classifier is utilized to predict the emotion. 2) Voting. Each image has, on average, eight different captions; therefore, the input emotion is conducted by a simple voting mechanism to pick the most frequent emotion in the GT captions.

5.2. Implementation Details

–**Masking Attribute Clues.** To measure gender bias, we mask attribute-related information in both image and text. Specifically, for gender and racial bias, the image is masked using GT masks or predicted bboxes. In addition, the protected attribute-related words are replaced by a [MASK] token. In contrast, we do not mask any image region when focusing on emotion bias, as emotion attributes are not represented directly in artworks. Instead, we only mask sentimental words that leak the emotion attribute in captions.

–**Network and Training Configuration.** We explore two different prompt-based image captioning models, i.e., SAT [42] and GRIT [28] to act as classifiers. To train our prompt-based image captioner, we split the original validation set, around 10^4 images, into training, validation, and testing sets, i.e., 70%, 10%, and 20%, respectively. These splits are balanced based on the protected attribute. All captioning models are trained using the same training configurations mentioned in [14]. The added template T is "Therefore, the gender is [Answer]", "Therefore, The race is [Answer]" and "Therefore, the emotion is [Answer]" for gender, race, and emotions, respectively. We train our prompt-based image captioner for 40 epochs from scratch, using the weight initialization strategy described in [12]. Adam optimizer [17] and mini-batch size of 128 are used for training all our models.

–**Software and Hardware Details.** Our metric is implemented in Python using the PyTorch framework. All experiments are conducted using four NVIDIA V100 GPUs.

Table 2: Ablation study about different scoring functions; Eq. 4.

Method	Leakage	LIC	Ours
NIC [37]	-0.47	1.84	2.68
SAT [42]	-0.47	1.96	1.64
FC [30]	-0.61	1.56	6.29
Att2in [30]	-0.51	3.07	6.17
UpDn [3]	-0.65	1.24	6.64
Trans. [36]	1.06	1.39	6.19
Oscar [21]	-0.56	1.58	5.09
NIC+ [13]	-0.47	2.91	3.18
NIC+Equ. [13]	-0.56	0.33	5.93

Table 3: Gender bias on MS-COCO dataset.

Method	LIC ↓	Ratio ↓	Error ↓	BA ↓	DBAG ↓	DBAO ↓	Ours ↓
NIC [37]	3.7	2.47	14.3	4.25	3.05	0.09	2.68
SAT [42]	5.1	2.06	7.3	1.14	3.53	0.15	1.64
FC [30]	8.6	2.07	10.1	4.01	3.85	0.28	6.29
Att2in [30]	7.6	2.06	4.1	0.32	3.60	0.29	6.17
UpDn [3]	9.0	2.15	3.7	2.78	3.61	0.28	6.64
Trans. [36]	8.7	2.18	3.6	1.22	3.25	0.12	6.19
OSCAR [21]	9.2	2.06	1.4	1.52	3.18	0.19	5.09
NIC+ [13]	7.2	2.89	12.9	6.07	2.08	0.17	3.18
NIC+Equ. [13]	11.8	1.91	7.7	5.08	3.05	0.20	5.93

Table 4: Consistency comparison between our metric and LIC.

Method	LIC ↓		Ours ↓	
	LSTM	BERT	SAT	GRIT
NIC [37]	3.7 (1)	-0.8 (1)	2.68 (2)	1.02 (2)
SAT [42]	5.1 (2)	0.3 (2)	1.64 (1)	0.61 (1)
FC [30]	8.6 (5)	2.9 (5)	6.29 (8)	2.30 (5)
Att2in [30]	7.6 (4)	1.1 (3)	6.17 (6)	2.78 (6)
UpDn [3]	9.0 (7)	4.7 (6)	6.64 (9)	2.82 (7)
Trans. [36]	8.7 (6)	5.9 (8)	6.19 (7)	2.90 (8)
OSCAR [21]	9.2 (8)	4.9 (7)	5.09 (4)	2.21 (4)
NIC+ [13]	7.2 (3)	1.8 (4)	3.18 (3)	1.16 (3)
NIC+Equ. [13]	11.8 (9)	7.3 (9)	5.93 (5)	3.08 (9)

5.3. Scoring Function Ablation Study

As shown in Table 2, the scoring function heavily influences the results. As discussed in Section 4.4, the uncertainty or confidence score of the model is a direct reflection of the severity of bias. The higher confidence score of the model predictions indicates more severe bias. Leakage, LIC, and ImageCaptioner² share the same model weights, however, it is hard to get reasonable and insightful observations from the result of Leakage as most models achieve the same bias score; almost -0.5. Consequently, when the confidence score is added as in LIC, the bias scores influenced a lot, which indicates that confidence has the dominant role, which is consistent with our arguments in Section 4.4. This supports the importance of removing the accuracy indicator from the scoring function. Therefore, we adapt the scoring function to rely only on the confidence score, Eq. 3.

5.4. Gender Bias Benchmark on MS-COCO

We benchmark our metric, ImageCaptioner², in terms of the gender bias across a wide range of captioning models, against the existing bias metrics. For fair comparison, we follow the training configurations mentioned in [14]. Based on our metric, all captioning models amplify the bias, which is consistent with other bias metrics. In addition, we observe the same observation presented in [14] and [39], where the NIC-Equ amplifies the gender bias despite enhancing the classification accuracy. Interestingly, the equalizer almost tripled the bias score compared to NIC based on LIC. In contrast, the bias score is only doubled based on our measure. This decrease in the gap between NIC and NIC-Equ between LIC and our metric, 3x and 2x, respectively, is reasonable as the Equalizer allows models to make accurate predictions of the gender based on the visual region of the person. Therefore, intuitively, the equalizer effect will be included in our metric as it respects the multi-modality nature of the task, as discussed in Section 4.1.

5.5. Which metric is better?

Despite the superiority of our method and LIC intuitively over the existing metrics as depicted in Section 3.2 and

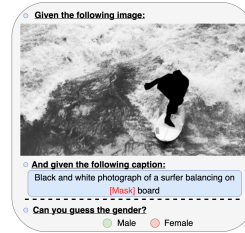


Figure 3: Human evaluation UI. The annotators try to guess the gender of the masked person.

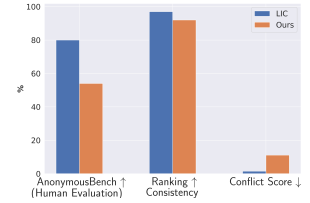


Figure 4: Comparison between our metric against LIC in terms of human evaluation, ranking consistency, and conflict score.

Section 4.1, the ranking inconsistency among different bias metrics raises the importance of developing a method to evaluate the effectiveness of each bias metric. Consequently, this raises the importance of developing a method to evaluate the effectiveness of each bias metric quantitatively. Especially our metric and LIC. As both of them are learnable metrics, measure the amplification magnitude, and include the full-context while measuring the bias.

5.5.1 Human Evaluation

To fairly compare the different bias evaluation metrics, a human evaluation has to be conducted. However, it is hard design such an evaluation for the bias. For instance, Figure 3 demonstrates one possible solution, which is asking the annotators to try to guess the gender given the AI generated captions. Unfortunately, the formulation will be not accurate enough as humans already biased, therefore this approach could lead to human bias measurement instead of metric evaluation. To tackle this critical point, we introduce AnonymousBench, depicted in Figure 2.

To prove the effectiveness of our method, we propose AnonymousBench, Figure 2; gender and race agnostic benchmark that consists of 1k anonymous images. First, we ask annotators to write 500 text prompts about various scenes with anonymous people. Secondly, Stable-Diffusion V2.1 is utilized to generate ten images per prompt resulting in 5k images. Then, annotators are asked to filter out the non-agnostic images based on two simple questions; 1) Do you

Table 5: Human evaluation results on AnonymousBench.

Method	LIC	Ours	GT
NIC [37]	97.5	95.8	74.0
SAT [42]	92.0	94.0	33.0
FC [30]	94.5	94.8	48.5
Att2in [30]	93.0	92.3	48.5
UpDn [3]	96.0	95.2	78.5
Trans. [36]	99.0	95.0	63.0
OSCAR [21]	96.5	91.5	27.0
NIC+ [13]	97.5	95.6	87.5
NIC+Eq [13]	94.5	94.7	61.5

Table 6: Comparison of various detectors against the GT masks using ImageCaptioner².

Method	GT-Masks	YOLOX	MaskRCNN
NIC [37]	2.7	2.9	2.7
SAT [42]	1.6	1.4	1.8
FC [30]	6.3	6.5	6.5
Att2in [30]	6.2	6.3	6.2
UpDn [3]	6.6	7.1	6.9
Trans. [36]	6.2	6.1	6.4
OSCAR [21]	5.1	5.4	5.2
NIC+ [13]	3.2	3.3	3.6
NIC+Eq [13]	5.9	6.0	6.2

recognize a human in the scene? 2) If yes, Are the gender and race anonymous? Finally, the filtered images, 1k images, are fed to each model, which we assess, to generate the corresponding captions. We expect that the best model would instead predict gender-neutral words, e.g., person instead of man or woman, as the gender is not apparent. Therefore, the GT score is defined based on whether a human can guess the gender from the generated captions and averaged across the whole data. Amazon Mechanical Turk (AMT) is utilized to filter the images and to conduct a human evaluation of the generated captions. Table 5 demonstrates LIC, ImageCaptioner², and GT results on our proposed benchmark; AnonymousBench. The Pearson correlation is employed to measure the alignment between the metrics and human evaluation. As shown in Figure 4, our metric is more aligned with the human evaluation, where the correlation scores are 80% and 54% for our metric and LIC, respectively.

5.5.2 Learnable Metrics Consistency

As discussed in Section 3.1, learnable metrics utilize additional language classifiers to measure the bias. Consequently, it may be inconsistent across different classifiers. To measure the consistency, LIC [14] relies on the agreement between different classifiers on the best and the worst models in terms of bias. Following such a naive approach may lead to an inadequate conclusion. For instance, we observe an inconsistency in ranking, i.e., shown in red parenthesis in Table 4. In addition, there is no agreement on whether the model is bias-amplified, e.g., NIC based on LSTM amplifies the bias (3.7) opposed to BERT (-0.8), where a positive score indicates the model amplifies the bias.

Consequently, this motivates us to introduce two consistency measures to judge which learnable metric is classifier invariant; more consistent against classifier variations. 1) The conflict score (CS): Count the number of conflicts when changing the classifier. 2) Ranking consistency (RC): Measure the correlation between different classifiers.

–**Conflict Score.** A reliable metric should be classifier invariant, at least in terms of the conclusion, i.e., whether the model is biased. Therefore, we introduce a conflict score

Table 7: Emotion bias on Artemis datasets [1] [27], where EG-SAT stands for emotional-grounding SAT. Concretely for the emotion input of EG-SAT, Img2Emo indicates the grounding emotion is predicted by a pre-trained image-to-emotion classifier; Voting means the grounding emotion is selected by a majority vote from multiple GT emotion labels of the artwork sample.

Artemis Version	Method	Emotion Source	LIC			Ours		
			M	D	Amp.	M	D	Amp.
V1	SAT	N/A	15.01	13.85	1.16	87.23	85.04	2.19
	EG-SAT	Img2Emo	60.38	13.85	46.53	95.43	85.04	10.39
	EG-SAT	Voting	45.08	13.85	31.23	88.66	85.04	3.62
V2	SAT	N/A	37.08	15.34	21.74	88.70	80.00	8.7
	EG-SAT	Img2Emo	68.17	15.34	52.83	93.24	80.00	13.24
	EG-SAT	Voting	50.37	15.34	35.03	91.18	80.00	11.18

to measure the percentage of mismatches between different classifiers, where the less conflict score is better. First, we classify the models into binary categories, biased and not biased, where positive means the model is biased. Then, we calculate the miss-classification rate among different classifiers. Based on results reported in Table 4 and Figure 4, our metric, ImageCaptioner², is more robust, as the conflict score is 0 and 11.11 % for ours and LIC, respectively.

–**Ranking Consistency.** To measure the ranking consistency, we utilize the Pearson correlation. Aligned with the conflict score, the correlation score, depicted in Figure 4, also probes that our metric is more robust than LIC, where the correlation score based on the results demonstrated in Table 4 is 97% and 92% for ours and LIC, respectively. Where a higher correlation score indicates a more consistent metric.

5.6. Replacing GT Masks by Detectors

We replace GT masks, using two off-the-shelf detectors to predict the humans to mask them from the image. As shown in Table 6, both YOLOX [10] and MaskR-CNN [11] almost achieve the same bias score as the GT segmentation masks. In addition, they are fully correlated, which indicates that the detection phase does not introduce additional bias.

5.7. Emotion Bias Benchmark on ArtEmis

We benchmark our metric, ImageCaptioner², in terms of the emotion bias across Artemis-V1 [1] and Artemis-V2 [27] on three variant of SAT, based on the emotion source, i.e., Vanilla-SAT, predicted EG-SAT, and voting EG-SAT. The predicted EG-SAT utilizes a pre-trained model to predict the emotion from an image, while the voting EG-SAT uses a simple voting mechanism on the GT data. We follow the same training configurations mentioned in [1].

As shown in Table 7, based on our metric, the three captioning models amplify the bias, which is consistent with LIC [14]. Surprisingly, Artemis-V2 suffers from severe emotion bias despite its success in generating more distinctive and specific captions and solving the unbalancing problem in the emotion distribution in Artemis-V1. Our bias scores are higher than LIC scores, as we use a different scoring

Table 8: Racial bias on MS-COCO dataset.

Method	LIC		Ours	
	LSTM	BERT	SAT	GRIT
NIC [37]	5.7	-0.29	5.19	2.97
SAT [42]	4.5	3.32	5.86	5.71
FC [30]	7.6	3.61	5.53	4.43
Att2in [30]	8.6	4.69	5.69	5.21
UpDn [3]	7.8	7.06	5.33	4.05
Trans [36]	6.1	3.86	5.21	3.49
OSCAR [21]	5.9	5.49	5.63	4.3
NIC+ [13]	7.6	7.1	5.93	6.34
NIC+Eq [13]	7.2	8.28	5.4	4.17

function, where the random guess score, which indicates an unbiased model, is 50% and 25%, respectively.

6. Racial Bias Benchmark on COCO

We benchmark our metric, ImageCaptioner², in terms of the racial bias across a wide range of different captioning models, against the current SOTA bias metric LIC [14]. We follow the same training configurations mentioned in [14] for a fair comparison. We measure the racial metric on the COCO dataset using two different image captioners, i.e., SAT [42], and GRIT [28]. Based on our metric, all captioning models amplify the bias, where the bias score is positive. As shown in Table 8, the best model, i.e., the lowest bias score, based on our metric is NIC. In contrast, the worst model in terms of amplifying racial bias is NIC+.

7. Conclusion

In this paper, we revisit the existing fairness metrics in image captioning and dissect their limitations. Accordingly, we find existing learnable metrics suffer from inconsistency against classifiers variations besides ignorance of the multi-modality nature of image captioning. This motivates us to introduce a novel metric termed ImageCaptioner², which considers the visiolinguistic nature of the image captioning task while estimating the bias. Thanks to the proposed prompt-based image captioner, we reformulate the bias metric as a text generation objective that better matches the underlying pre-training objective of the image captioner we assess instead of using a limited language classifier. We apply our metric across 11 different image captioning techniques on three different datasets, i.e., MS-COCO caption dataset, Artemis V1, and Artemis V2, and on three different protected attributes, i.e., gender, race, and emotions. Finally, we propose AnonymousBench to compare the human alignment with our metric against others, where, our metric shows significant superiority over the recent bias metric; LIC, 80% and 54%, respectively.

References

- [1] Panos Achlioptas, Maks Ovsjanikov, Kilichbek Haydarov, Mohamed Elhoseiny, and Leonidas J Guibas. Artemis: Affective language for visual art. In *Proceedings of the IEEE/CVF Conference on Computer Vision and Pattern Recognition*, pages 11569–11579, 2021. 2, 6, 8
- [2] Mohsan Alvi, Andrew Zisserman, and Christoffer Nellåker. Turning a blind eye: Explicit removal of biases and variation from deep neural network embeddings. In *Proceedings of the European Conference on Computer Vision (ECCV) Workshops*, pages 0–0, 2018. 1
- [3] Peter Anderson, Xiaodong He, Chris Buehler, Damien Teney, Mark Johnson, Stephen Gould, and Lei Zhang. Bottom-up and top-down attention for image captioning and visual question answering. In *Proceedings of the IEEE conference on computer vision and pattern recognition*, pages 6077–6086, 2018. 4, 6, 7, 8, 9
- [4] Kyunghyun Cho, Bart Van Merriënboer, Caglar Gulcehre, Dzmitry Bahdanau, Fethi Bougares, Holger Schwenk, and Yoshua Bengio. Learning phrase representations using rnn encoder-decoder for statistical machine translation. *arXiv preprint arXiv:1406.1078*, 2014. 6
- [5] Dan C Cireşan, Ueli Meier, Jonathan Masci, Luca M Gambardella, and Jürgen Schmidhuber. High-performance neural networks for visual object classification. *arXiv preprint arXiv:1102.0183*, 2011. 1
- [6] Terrance De Vries, Ishan Misra, Changhan Wang, and Laurens Van der Maaten. Does object recognition work for everyone? In *Proceedings of the IEEE/CVF Conference on Computer Vision and Pattern Recognition Workshops*, pages 52–59, 2019. 1
- [7] Jia Deng, Wei Dong, Richard Socher, Li-Jia Li, Kai Li, and Li Fei-Fei. Imagenet: A large-scale hierarchical image database. In *2009 IEEE conference on computer vision and pattern recognition*, pages 248–255. Ieee, 2009. 1
- [8] Jacob Devlin, Ming-Wei Chang, Kenton Lee, and Kristina Toutanova. Bert: Pre-training of deep bidirectional transformers for language understanding. *arXiv preprint arXiv:1810.04805*, 2018. 2, 3, 4
- [9] Xuefeng Du, Zhaoning Wang, Mu Cai, and Yixuan Li. Vos: Learning what you don’t know by virtual outlier synthesis. *arXiv preprint arXiv:2202.01197*, 2022. 1
- [10] Zheng Ge, Songtao Liu, Feng Wang, Zeming Li, and Jian Sun. YoloX: Exceeding yolo series in 2021. *arXiv preprint arXiv:2107.08430*, 2021. 8
- [11] Kaiming He, Georgia Gkioxari, Piotr Dollár, and Ross Girshick. Mask r-cnn. In *Proceedings of the IEEE international conference on computer vision*, pages 2961–2969, 2017. 8
- [12] Kaiming He, Xiangyu Zhang, Shaoqing Ren, and Jian Sun. Delving deep into rectifiers: Surpassing human-level performance on imagenet classification. In *Proceedings of the IEEE international conference on computer vision*, pages 1026–1034, 2015. 6
- [13] Lisa Anne Hendricks, Kaylee Burns, Kate Saenko, Trevor Darrell, and Anna Rohrbach. Women also snowboard: Overcoming bias in captioning models. In *Proceedings of the*

- European Conference on Computer Vision (ECCV)*, pages 771–787, 2018. 3, 4, 5, 6, 7, 8, 9
- [14] Yusuke Hirota, Yuta Nakashima, and Noa Garcia. Quantifying societal bias amplification in image captioning. In *Proceedings of the IEEE/CVF Conference on Computer Vision and Pattern Recognition*, pages 13450–13459, 2022. 2, 3, 4, 5, 6, 7, 8, 9
- [15] Sepp Hochreiter and Jürgen Schmidhuber. Long short-term memory. *Neural computation*, 9(8):1735–1780, 1997. 3, 4
- [16] Zaid Khan and Yun Fu. One label, one billion faces: Usage and consistency of racial categories in computer vision. In *Proceedings of the 2021 acm conference on fairness, accountability, and transparency*, pages 587–597, 2021. 1
- [17] Diederik P Kingma and Jimmy Ba. Adam: A method for stochastic optimization. *arXiv preprint arXiv:1412.6980*, 2014. 6
- [18] Ryan Kiros, Ruslan Salakhutdinov, and Richard S Zemel. Unifying visual-semantic embeddings with multimodal neural language models. *arXiv preprint arXiv:1411.2539*, 2014. 3
- [19] Ankit Kumar, Ozan Irsoy, Peter Ondruska, Mohit Iyyer, James Bradbury, Ishaan Gulrajani, Victor Zhong, Romain Paulus, and Richard Socher. Ask me anything: Dynamic memory networks for natural language processing. In *International conference on machine learning*, pages 1378–1387. PMLR, 2016. 3
- [20] Alina Kuznetsova, Hassan Rom, Neil Alldrin, Jasper Uijlings, Ivan Krasin, Jordi Pont-Tuset, Shahab Kamali, Stefan Popov, Matteo Mallocci, Alexander Kolesnikov, et al. The open images dataset v4. *International Journal of Computer Vision*, 128(7):1956–1981, 2020. 1
- [21] Xiujun Li, Xi Yin, Chunyuan Li, Pengchuan Zhang, Xiaowei Hu, Lei Zhang, Lijuan Wang, Houdong Hu, Li Dong, Furu Wei, et al. Oscar: Object-semantics aligned pre-training for vision-language tasks. In *European Conference on Computer Vision*, pages 121–137. Springer, 2020. 3, 6, 7, 8, 9
- [22] Yiyi Liao, Jun Xie, and Andreas Geiger. Kitti-360: A novel dataset and benchmarks for urban scene understanding in 2d and 3d. *IEEE Transactions on Pattern Analysis and Machine Intelligence*, 2022. 1
- [23] Tsung-Yi Lin, Michael Maire, Serge Belongie, James Hays, Pietro Perona, Deva Ramanan, Piotr Dollár, and C Lawrence Zitnick. Microsoft coco: Common objects in context. In *European conference on computer vision*, pages 740–755. Springer, 2014. 1, 2, 6
- [24] Bing Liu, Dong Wang, Xu Yang, Yong Zhou, Rui Yao, Zhiwen Shao, and Jiaqi Zhao. Show, deconfound and tell: Image captioning with causal inference. In *Proceedings of the IEEE/CVF Conference on Computer Vision and Pattern Recognition*, pages 18041–18050, 2022. 3
- [25] Pengfei Liu, Weizhe Yuan, Jinlan Fu, Zhengbao Jiang, Hiroaki Hayashi, and Graham Neubig. Pre-train, prompt, and predict: A systematic survey of prompting methods in natural language processing. *arXiv preprint arXiv:2107.13586*, 2021. 3
- [26] Bryan McCann, Nitish Shirish Keskar, Caiming Xiong, and Richard Socher. The natural language decathlon: Multitask learning as question answering. *arXiv preprint arXiv:1806.08730*, 2018. 3
- [27] Youssef Mohamed, Faizan Farooq Khan, Kilichbek Haydarov, and Mohamed Elhoseiny. It is okay to not be okay: Overcoming emotional bias in affective image captioning by contrastive data collection. In *Proceedings of the IEEE/CVF Conference on Computer Vision and Pattern Recognition*, pages 21263–21272, 2022. 2, 6, 8
- [28] Van-Quang Nguyen, Masanori Suganuma, and Takayuki Okatani. Grit: Faster and better image captioning transformer using dual visual features. In *European Conference on Computer Vision*, pages 167–184. Springer, 2022. 6, 9
- [29] Alec Radford, Jeffrey Wu, Rewon Child, David Luan, Dario Amodei, Ilya Sutskever, et al. Language models are unsupervised multitask learners. *OpenAI blog*, 1(8):9, 2019. 3
- [30] Steven J Rennie, Etienne Marcheret, Youssef Mroueh, Jerret Ross, and Vaibhava Goel. Self-critical sequence training for image captioning. In *Proceedings of the IEEE conference on computer vision and pattern recognition*, pages 7008–7024, 2017. 6, 7, 8, 9
- [31] Timo Schick and Hinrich Schütze. Exploiting cloze questions for few shot text classification and natural language inference. *arXiv preprint arXiv:2001.07676*, 2020. 3
- [32] Timo Schick, Sahana Udupa, and Hinrich Schütze. Self-diagnosis and self-debiasing: A proposal for reducing corpus-based bias in nlp. *Transactions of the Association for Computational Linguistics*, 9:1408–1424, 2021. 1
- [33] Pierre Stock and Moustapha Cisse. Convnets and imagenet beyond accuracy: Understanding mistakes and uncovering biases. In *Proceedings of the European Conference on Computer Vision (ECCV)*, pages 498–512, 2018. 1
- [34] Ruixiang Tang, Mengnan Du, Yuening Li, Zirui Liu, Na Zou, and Xia Hu. Mitigating gender bias in captioning systems. In *Proceedings of the Web Conference 2021*, pages 633–645, 2021. 3, 4, 5
- [35] William Thong and Cees GM Snoek. Feature and label embedding spaces matter in addressing image classifier bias. *arXiv preprint arXiv:2110.14336*, 2021. 1
- [36] Ashish Vaswani, Noam Shazeer, Niki Parmar, Jakob Uszkoreit, Llion Jones, Aidan N Gomez, Łukasz Kaiser, and Illia Polosukhin. Attention is all you need. *Advances in neural information processing systems*, 30, 2017. 4, 6, 7, 8, 9
- [37] Oriol Vinyals, Alexander Toshev, Samy Bengio, and Dumitru Erhan. Show and tell: A neural image caption generator. In *Proceedings of the IEEE conference on computer vision and pattern recognition*, pages 3156–3164, 2015. 3, 6, 7, 8, 9
- [38] Angelina Wang, Alexander Liu, Ryan Zhang, Anat Kleiman, Leslie Kim, Dora Zhao, Iroha Shirai, Arvind Narayanan, and Olga Russakovsky. Revise: A tool for measuring and mitigating bias in visual datasets. *International Journal of Computer Vision*, pages 1–21, 2022. 1
- [39] Angelina Wang and Olga Russakovsky. Directional bias amplification. In *International Conference on Machine Learning*, pages 10882–10893. PMLR, 2021. 2, 3, 4, 5, 7
- [40] Tan Wang, Jianqiang Huang, Hanwang Zhang, and Qianru Sun. Visual commonsense r-cnn. In *Proceedings of the IEEE/CVF Conference on Computer Vision and Pattern Recognition*, pages 10760–10770, 2020. 3

- [41] Tianlu Wang, Jieyu Zhao, Mark Yatskar, Kai-Wei Chang, and Vicente Ordonez. Balanced datasets are not enough: Estimating and mitigating gender bias in deep image representations. In *Proceedings of the IEEE/CVF International Conference on Computer Vision*, pages 5310–5319, 2019. 1, 2, 3, 4, 6
- [42] Kelvin Xu, Jimmy Ba, Ryan Kiros, Kyunghyun Cho, Aaron Courville, Ruslan Salakhudinov, Rich Zemel, and Yoshua Bengio. Show, attend and tell: Neural image caption generation with visual attention. In *International conference on machine learning*, pages 2048–2057. PMLR, 2015. 3, 6, 7, 8, 9
- [43] Kaiyu Yang, Klint Qinami, Li Fei-Fei, Jia Deng, and Olga Russakovsky. Towards fairer datasets: Filtering and balancing the distribution of the people subtree in the imagenet hierarchy. In *Proceedings of the 2020 conference on fairness, accountability, and transparency*, pages 547–558, 2020. 1
- [44] Xu Yang, Hanwang Zhang, and Jianfei Cai. Deconfounded image captioning: A causal retrospect. *IEEE Transactions on Pattern Analysis and Machine Intelligence*, 2021. 3
- [45] Xu Yang, Hanwang Zhang, Guojun Qi, and Jianfei Cai. Causal attention for vision-language tasks. In *Proceedings of the IEEE/CVF Conference on Computer Vision and Pattern Recognition*, pages 9847–9857, 2021. 3
- [46] Wojciech Zaremba, Ilya Sutskever, and Oriol Vinyals. Recurrent neural network regularization. *arXiv preprint arXiv:1409.2329*, 2014. 3
- [47] Dora Zhao, Angelina Wang, and Olga Russakovsky. Understanding and evaluating racial biases in image captioning. In *Proceedings of the IEEE/CVF International Conference on Computer Vision*, pages 14830–14840, 2021. 2, 3, 4, 5
- [48] Jieyu Zhao, Tianlu Wang, Mark Yatskar, Vicente Ordonez, and Kai-Wei Chang. Men also like shopping: Reducing gender bias amplification using corpus-level constraints. *arXiv preprint arXiv:1707.09457*, 2017. 1, 2, 3, 4, 5