

Online Networks of Support in Distressed Environments: Solidarity and Mobilization during the Russian Invasion of Ukraine

Jinyi Ye, Nikhil Jindal, Francesco Pierri, Luca Luceri

Information Sciences Institute, University of Southern California, Los Angeles, USA

Abstract

Despite their drawbacks and unintended consequences, social media networks have recently emerged as a crucial resource for individuals in distress, particularly during times of crisis. These platforms serve as a means to seek assistance and support, share reliable information, and appeal for action and solidarity. In this paper, we examine the online networks of support during the Russia-Ukraine conflict by analyzing four major social media networks—Twitter, Facebook, Instagram, and YouTube. Using a large dataset of 68 million posts, we explore the temporal patterns and interconnectedness between these platforms and online support websites. Our analysis highlights the prevalence of crowdsourcing and crowdfunding websites as the two main support platforms to mobilize resources and solicit donations, revealing their purpose and contents, and investigating different support-seeking and -receiving practices. Overall, our study underscores the potential of social media in facilitating online support in distressed environments through grassroots mobilization, contributing to the growing body of research on the positive impact of online platforms in promoting social good and protecting vulnerable populations during times of crisis and conflict.

Introduction

Over the past decade, digital platforms like social media and messaging apps have emerged as crucial players during times of crisis, particularly in situations involving social issues, conflicts, and wars. Individuals in distressed environments have leveraged these platforms to document human rights abuses and atrocities, appeal to the international community for action, and seek relief, assistance, and support (Alexander 2014). This trend has been observed in several countries, including but not limited to Syria (Alencar 2018; Dekker et al. 2018), Israel and Palestine (Wulf et al. 2013), Libya (Ali and Fahmy 2013), Haiti (Liu 2014), and Myanmar (Nachrin 2020).

The Russian invasion of Ukraine on February 24, 2022, triggered a severe humanitarian crisis, resulting in a growing and urgent need for relief and recovery efforts for millions of people who remained in Ukraine, as well as for those who fled or are trying to leave the country as refugees. Social media networks have played a significant role in supporting the

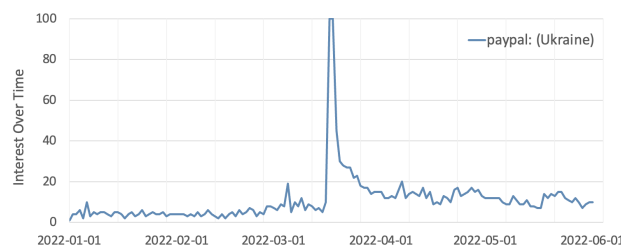


Figure 1: Volume of Google searches of the term *Paypal* in 2022 (from Google Trends). An “Interest Over Time” value of 100 represents the peak of popularity for the term under scrutiny.

Ukrainian population, allowing citizens to share firsthand accounts of the conflict and fostering a sense of community and solidarity (Bang Carlsen, Gårdhus, and Toubøl 2023). These platforms have helped shape the narrative surrounding the conflict and galvanize support for those affected, further highlighting the importance of digital platforms during times of crisis (Balca 2022).

Among the online sources of aid circulating on mainstream social media, crowdsourcing and crowdfunding platforms surfaced as prominent yet relatively novel means of support during the ongoing conflict. For example, a viral open-access *Google Document* provides crucial, real-time information to 2.8 million people displaced by the war, including updates on border crossings, transportation, and support links.¹ *PayPal* extended its service to facilitate peer-to-peer money exchange with no platform charges,² potentially resulting in a spike of Google searches (cf. Figure 1). Furthermore, the crowdfunding and content creator platform *Patreon* has helped independent Ukrainian journalists and media outlets, such as *Kyiv Independent*, raise millions of funds through grassroots crowdfunding.³

Based on these premises, our study aims to investigate the online network of solidarity and mobilization during the

¹<https://www.forbes.com/sites/rashishrivastava/2022/03/15/how-one-google-doc-is-helping-thousands-of-ukrainian-refugees-navigate-borders/?sh=2f327a29d18e>

²<https://newsroom.paypal-corp.com/2022-03-Expanding-PayPals-Money-Services-To-Help-Ukraine-Humanitarian-Efforts>

³<https://www.ft.com/content/4a95520f-74ee-47f4-9d21-b3982e8512d8>

Russian invasion of Ukraine. We seek to understand the different types and diffusion patterns of online support resources that emerged during the conflict, while exploring the interplay between different social media platforms in disseminating support content. Using a mixed quantitative and qualitative approach, we also examine novel support practices on crowdsourcing and crowdfunding platforms. Specifically, we aim at answering the following research questions:

- RQ1:** *How does the online network of support manifest and operate during the Russia-Ukraine conflict, and what is the relationship between social media platforms and online support sites?*
- RQ2:** *How prevalent are social media messages that lead to crowdsourcing and crowdfunding platforms, and how do they facilitate aid to the Ukrainian population?*

To answer these questions, we utilize a large-scale dataset comprising 68 million posts from four mainstream social media platforms: Twitter, Facebook, Instagram, and YouTube. Inspecting the URLs included in these posts (13.9M URLs across 520K web domains), we uncover a heterogeneous suite of support resources, including crowdsourcing and crowdfunding platforms as well as local and international funding organizations. This networked form of support leverages online channels to mobilize individuals and enable collective action, such as donating to online fundraisers, signing petitions, sharing information and resources, seeking and receiving assistance, and engaging in online activism. Our research contributes to the existing body of knowledge by providing an overview of the interconnectivity between social media and support websites during crises, exploring the interplay between these platforms in the diffusion of support content, and identifying grassroots mobilization practices to aid the vulnerable population.

Related Work

Current research that explore the role of social media networks during the Russia-Ukraine conflict can be grouped into two main categories. The first category reflects the negative aspects of online platforms, exploring how they are weaponized to spread misinformation, manipulate the public opinion, and sow division between different factions. The second category focuses on the positive facets of social media, and its beneficial role in sharing reliable and helpful information, mobilizing citizens, amplifying voices, and distributing humanitarian aid.

On the one hand, early investigations examined suspicious Twitter activity and identified groups of users promoting falsehoods and hate speech (Indiana University’s Observatory on Social Media 2022a,b; Pierri, Luceri, and Ferrara 2022). Leveraging a public dataset of over 63 million tweets, Chen and Ferrara (2022) found evidence of public engagement with Russian state-sponsored media and other unreliable sources. A longitudinal study (Pierri et al. 2022) found that Russian propaganda on Twitter and Facebook decreased after the invasion, but misinformation persisted with verified accounts playing a key role in sharing low-credibility content. In this regard, a methodological framework based on pre-trained language models (La Gatta et al. 2023) identified

false and unsubstantiated claims related to the conflict circulating on Twitter in February 2022. Geissler et al. (2022) suggested that pro-Russia Twitter messages primarily originated from India, South Africa, and the U.S., with bots playing a disproportionate role in their diffusion. Finally, a multimodal dataset (Thapa et al. 2022) of text-image pairs of tweets demonstrated the prevalence of hate speech during political events and the usefulness of multimodal resources in detecting it.

On the other hand, social media also played a positive impact in promoting social good and supporting populations affected by the conflict. An exploratory analysis (Carlsen, Gårdhus, and Toubøl 2022) presents preliminary findings on how social media was used for online mobilization of informal civic action to address the needs of Ukrainian refugees. Another study (Talabi et al. 2022) found that social media storytelling helped Nigerian refugees in Ukraine receive help during the war, underscoring the importance of online platforms’ communication infrastructure. An online ethnography study on Facebook (Carlsen and Toubøl 2023), examined the entrance of a new group of activists into the refugee solidarity movement during the war and found that conflicts were rare and contained within different Facebook groups, despite ideological differences.

Currently, relatively few studies have examined whether and how social media supports the vulnerable population affected by the Russian invasion of Ukraine, and most are qualitative in nature. Our study seeks to address this gap by leveraging large-scale social media datasets for quantitative analyses of online networks of solidarity and mobilization, thus adding to the literature on social media’s positive role in promoting social good during crises and conflicts.

Methodology

Data Collection

The Russian invasion of Ukraine is a complex and rapidly evolving issue that has been extensively discussed across multiple media platforms. In this study, we collect social media posts related to the conflict from four platforms, namely Twitter, Facebook, Instagram, and YouTube, over a three-month period (February 22, 2022 - April 28, 2022), beginning two days prior to the invasion. The resulting dataset contains 68 million posts.

For what concerns Twitter data, we refer to an existing dataset (Chen and Ferrara 2022) collected through the Standard v1.1 Streaming endpoint⁴ by matching over 30 keywords (in English, Russian and Ukrainian language) related to Russia’s invasion of Ukraine and identified with a snowball sampling approach; these keywords largely overlap with those specified in the Facebook and Instagram data collection. The resulting dataset contains 55.9M tweets.

We collect Facebook and Instagram data by leveraging CrowdTangle (CrowdTangle Team 2022), a public tool that allows academics and journalists to search in the entire collection of posts shared by public pages and groups that have a minimum number of followers or that are added manually

⁴<https://developer.twitter.com/en/docs/twitter-api/v1>

Platform	Posts	URLs	Domains
Twitter	55,938,686	8,154,714	285,165
Facebook	11,777,025	5,542,833	185,567
Instagram	68,403	37,655	18,103
Youtube	275,937	204,344	30,405

Table 1: Number of posts, unique URLs, and web domains shared in every social media under analysis.

by other users of the platform.⁵ We query the Crowdtangle API using a set of over 40 keywords (in English, Russian and Ukrainian language) related to the conflict and introduced in (Indiana University’s Observatory on Social Media 2022b,a). The resulting dataset contains 11.8M posts.

To collect data from YouTube, we utilize the YouTube API to extract video metadata from the YouTube videos shared on Twitter, Facebook, and Instagram. Our resulting dataset comprises metadata from over 275,000 videos.

For each post on Twitter, Facebook, Instagram, and YouTube, we identify, extract, expand, and parse any URL embedded in the shared messages or video descriptions. In total, posts from these mainstream platforms contain 13.9 million unique URLs across 520,000 web domains. Table 1 shows the number of posts, URLs, and web domains for each social media platform.

Identifying Online Support Sources

This paper focuses on analyzing two forms of online support, namely crowdsourcing and crowdfunding, in response to the increasing use of related platforms as documented by reliable news outlets (*cf.* the *Introduction* Section). Crowdsourcing refers to soliciting contributions from a large group of people to obtain ideas, content, or services (Gao, Barber, and Goolsby 2011), while crowdfunding involves raising funds for an entity by seeking small contributions from a broad population (Lu et al. 2014). Crowdsourcing and crowdfunding have proven to be effective in mobilizing support during crises such as natural disasters (Gao, Barber, and Goolsby 2011), pandemics (Tully, Dalrymple, and Young 2019), and wars (Keatinge and Keen 2019) on social media platforms. Examples of crowdsourcing and crowdfunding webpages that were shared on social media platforms are presented in Figures 2 and 3.

To create a comprehensive list of reliable sources of online support during the Russia-Ukraine conflict, we select donation venues recommended by highly credible media outlets (e.g., NPR, The Washington Post, CNBC), as well as information aggregation web-pages from trustworthy sources (e.g., the official website of War of Ukraine, PayPal’s “Support Ukraine Relief” page, the Ukrainian Institute London). To ensure comprehensive coverage across multiple social media platforms, we consider only the support sites that appeared on at least two of the four platforms analyzed. A complete list of the web domains used in this study is available in the *Appendix* for interested readers.

⁵For more details on the coverage see the official documentation: <https://help.crowdtangle.com/en/articles/1140930-what-data-is-crowdtangle-tracking>

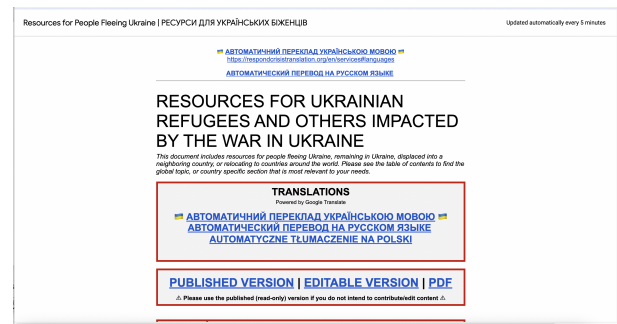


Figure 2: The Google Docs web-page titled “Resources for People Fleeing Ukraine” is an example of crowdsourcing in action. The 89-page document offers real-time updates, including information on border crossings, housing, employment, medical support, and legal aid in neighboring countries.

Keep the Kyiv Independent going

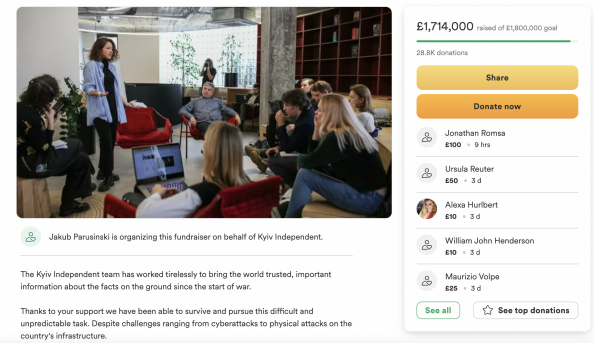


Figure 3: Example of the crowdfunding platform *GoFundMe*, where the online journal *Kyiv Independent* raised £1.7M in donations during the Russian invasion of Ukraine.

Based on the observational analysis presented in the *Results* section, we have found that Google Docs and Google Forms were extensively shared for crowdsourcing purposes. These tools are primarily used for collaborative document creation and information gathering. For instance, during the Russian invasion of Ukraine, a Google Doc⁶ was created to document labs around the world that were willing to accept Ukrainian scientists. Similarly, a Google Form⁷ was used to collect links to digitized collections of Ukrainian cultural heritage to protect them against destruction. The collaborative nature of these tools enables the swift mobilization of resources and support from a large number of individuals, making them an effective means for crowdsourcing during times of crisis (Lai 2017).

For what pertains to fundraising sites, we further specified four categories based on the funding mechanics:

- Crowdfunding platforms: Digital platforms that allow individuals or organizations to create a fundraising campaign, usually charging a fee based on the funds raised, e.g., Patreon, PayPal, GoFundMe, Kickstarter.
- Ukraine government fundraising sites, e.g., National

⁶bit.ly/40wqdc0

⁷<https://forms.gle/2YG53qWEUEZWaxH48>

Bank of Ukraine (bank.gov.ua), Ministry of Health of Ukraine (moz.gov.ua).

- Local NGOs/funds: Nongovernmental organizations and charity funds that operate in Ukraine local level, e.g., Come Back Alive (savelife.in.ua), Razom Emergency Response (razomforukraine.org), Serhiy Prytula Charity Foundation (prytulafoundation.org).
- International NGOs/funds: Nongovernmental organizations and charity funds that operate internationally, e.g., UN Refugee Agency (unhcr.org), CARE (care.org), GlobalGiving Foundation (globalgiving.org), International Committee of the Red Cross (icrc.org).

This categorization is informed by previous work (Carlsen, Gårdhus, and Toubøl 2022), which emphasized the important role that both formal and informal civil societies play during the Ukraine refugee crisis: When state institutions and local/regional NGOs were unable to provide immediate assistance, informal voluntary support networks for Ukraine organized on social media emerged to fill the gap (Carlsen, Gårdhus, and Toubøl 2022). The final list yields 51 support site domains in total.

Results

RQ1: Examining the Network of Support

To identify and characterize the online network of support during the Russia-Ukraine conflict, we examine the inter-connectivity between social media platforms and support sites. We aim at providing a better understanding of the spread of information across different platforms and how this affects the online support landscape.

We initiate our analysis by inspecting posts from Twitter, Facebook, Instagram, and YouTube that link to the 51 support sites described earlier. We note that only support sites embedded in social media posts are considered, excluding thus indirect mentions circulated through private messages, images, and videos. Therefore, the assessed prevalence of online support should be regarded as a lower-bound estimate in this case. Table 2 displays the number of support site URLs and domains shared on each platform.

Our analysis indicates that Twitter has the highest number of shared support URLs, making up 77.10% of all support URLs across the four social media platforms, but Instagram and YouTube have a relatively higher percentage of support URLs shared, accounting for 2.51% and 1.62% within their respective platforms. It is worth noting that the vast majority (over 90%) of the 51 support sites identified in our analysis were shared across all four social media platforms, indicating their potential to serve as a comprehensive source of help, support, and aid.

To examine the online network of support during the Russia-Ukraine conflict, in Figure 4, we portray the connections between social media platforms and support sites. The network graph is presented in a circular layout, where nodes representing social media platforms are placed centrally in grey with fixed sizes. The size and color of the nodes representing support sites are based on their weighted in-degree, which is determined by the number of links pointing to them.

Platform	no. of support URLs	no. of support sites
Twitter	295,467 (0.53%)	50
Facebook	60,151 (0.51%)	51
Instagram	1,717 (2.51%)	46
Youtube	25,920 (1.62%)	49

Table 2: Number of support URLs and domains shared in each social media. The percentage represents the proportion of support URLs over the total number of URLs shared in the platform.

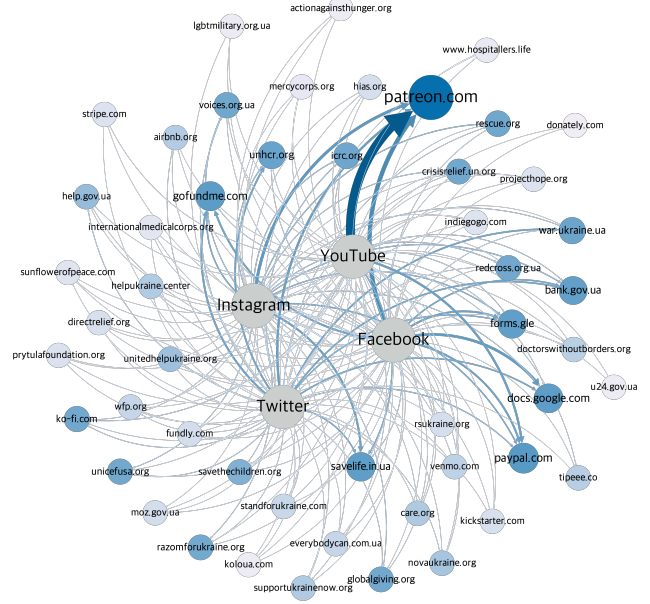


Figure 4: The online network of support: Connections between Social media platforms and support sites are represented with normalized, directed, and weighted edges.

Thus, larger and darker nodes indicate support sites that have more incoming links. The edges in the graph are directed and weighted, pointing from the *source* social media platform to the *target* support site. The width and color of the edges represent the number of connections between the source and the target, with darker and wider edges indicating more frequent links. It is important to note that the edge's weight is normalized for each platform based on the total number of shared links to support sites.

Taking all four social media platforms into account, the top 10 most shared support sites are as follows (see the *Appendix* for more details): Patreon, GoFundMe, Google Docs, UN Refugee Agency, National Bank of Ukraine, the Ukrainian Official Website of the war (war.ukraine.ua), Google Forms, PayPal, Come Back Alive, and the International Committee of the Red Cross.

Based on Figure 4, two interesting patterns can be observed. First, the majority of URLs shared on YouTube (62.30%) are linked to Patreon, which is a membership-based platform that provides financial support to content creators, including journalists, and is known for supporting independent journalism through direct and recurring financial support (Hunter 2016).

Second, the distribution of links from Twitter and Face-

To examine the content shared within crowdsourcing and crowdfunding URLs, we use a mixed qualitative and quantitative approach. We select two samples: the top 100 most shared Google Docs and Forms on each platform (accounting for 57.61% of the total number of shares of Google Docs and Forms), and the top 100 most shared crowdfunding platform URLs on each platform (accounting for 29.30% of the total number of shares of crowdfunding platform URLs). The list of all analyzed URLs is released to the research community to enable further research and support to the Ukrainian population.⁸

Crowdsourcing Sites Crowdsourcing actions provide an organized approach to reporting and addressing aid requests in times of crisis. (Conrad et al. 2020). The features provided by Google Docs and Forms, such as real-time synchronization, version control, and easy document sharing, can be advantageous for facilitating coordination and information sharing in humanitarian relief efforts (Liu 2014). In the top 100 shared Google Docs and Forms URLs across four platforms, we manually coded nine distinct types of support:

- General donation: All forms of donations except for cryptocurrency donations, e.g., “Donate To Locals In Ukraine”, “Stand with Ukraine Bundle”.
- Non-Fungible Tokens (NFT) donation: Selling NFTs as a form of crypto donation, e.g., “Refugees Token — Airdrop - Donation”, “CREATE FOR UKRAINE”.
- Petition, appeal, open letter: Signing open letters to condemn the military action and call for support, e.g., “Open letter to the president of the russian federation”, “Sign to support the International Appeal to NATO”.
- Resources & information: Helpful resources and information aggregation pages, e.g., “DAT — Ukraine Resources & Information”, “Free Cyber & Humanitarian Services for Ukraine”
- Professional support: Support for professionals of various fields in Ukraine, e.g., gaming industry professionals, lab scientists, artists, and cultural workers.
- Foreigner support: Support for foreigners in Ukraine.
- Pet and animal support: Support for pets and animals in Ukraine, e.g., “Dog Adoption Knowledge Questionnaire”.
- Refugee sign-up: Ukrainian refugee signup forms, e.g., “I need accommodation in Madrid”.
- Activity & volunteer registration: Activities, events, and volunteer recruitment to support Ukraine, e.g., “Stop promising, start acting! Street action to support Ukraine”.

The number of posts sharing each topic is shown in Figure 7, whereas the daily volume of links to Google Docs and Forms on each social media platform are displayed in Figure 8. It can be concluded that “NFT donation”, “Petition, appeal, open letter”, and “Resources & information” are the most common forms of support via crowdsourcing. Interestingly, a significant amount of Google Docs and Forms

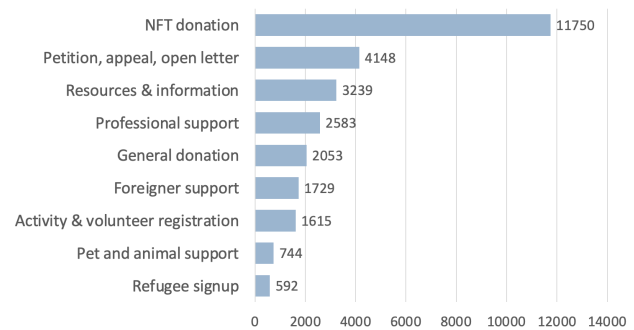


Figure 7: Number of posts sharing Google Docs and Forms related to each category on the four social media networks.

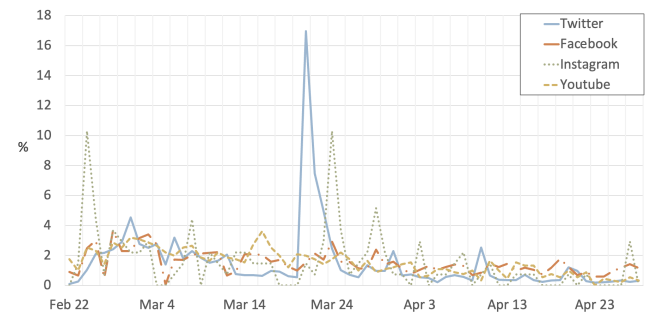


Figure 8: Daily proportion of posts sharing URLs to Google Docs and Forms on each social media network.

are related to NFT and cryptocurrency donations, which has emerged as a popular crowdfunding approach during the Russia-Ukraine conflict. NFTs are unique digital assets that are verified on a blockchain, providing proof of ownership and scarcity. They allow for a more decentralized and democratic approach to crowdfunding, enabling anyone to participate in supporting a project without intermediaries or gatekeepers (Chohan 2017). Although NFT donations appear to be a new form of solidarity, we should consider that this can potentially fall into less benevolent activities, including spamming, scams, and cryptocurrency manipulations (Nizzoli et al. 2020; Pierri, Luceri, and Ferrara 2022). Also, the peak related to the Twitter trend in Figure 8, on March 21, 2022, is mainly related (6,131 URLs, 94.29% of the URLs shared that day) to a Google Form⁹ named “Refugees Token — Airdrop - Donation”, offered by a charity project called Refugees Token (RFG), which allows refugees to send funds to their families through cryptocurrencies.

Besides the surge in NFT donations, we observe that the usage of Google Docs and Forms is diverse and multifaceted. Petitions and appeals are often shared through these sites, indicating their potential as a platform for advocacy and activism. Similarly, the dissemination of important resources and information such as shelters, transportation, food distribution locations, resource distribution, and medical aid is another way that was strategically carried out through these collaborative tools. Finally, Google Docs and Forms were also utilized to coordinate support efforts for different

⁸<https://github.com/angelajeyinyi/russia-ukraine-network-support>

⁹bit.ly/40E7NWS

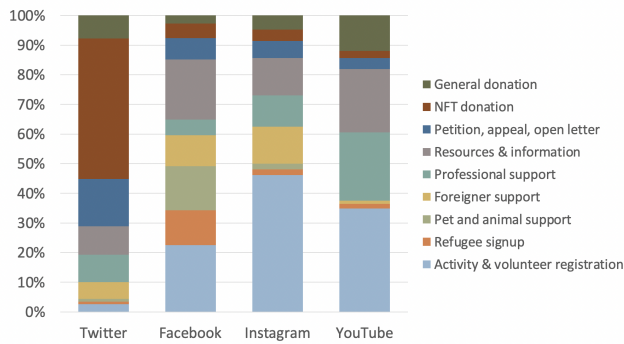


Figure 9: Category distribution of Google Docs and Forms on each social media network.

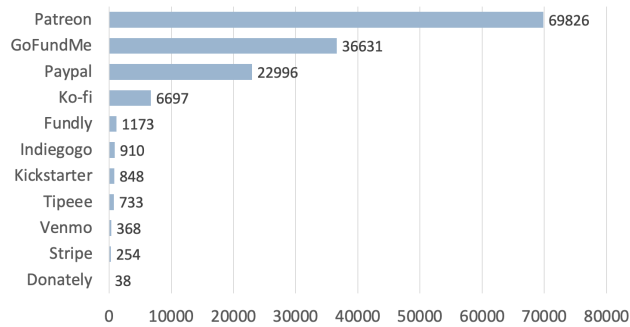


Figure 10: Distribution of crowdfunding platform URLs on each social media network.

groups affected by the crisis, including professionals, foreigners, and animals. This demonstrates the versatility of Google Docs and Forms in facilitating various types of support efforts during the Russia-Ukraine conflict.

Figure 9 displays the distribution of the nine categories of support on each platform. We observe that Twitter and Facebook had a more heterogeneous set of forms of support if compared to Instagram and YouTube, which had a particular focus on activity and volunteer registration. Interestingly, NFT donations are particularly relevant on Twitter, while Facebook users are active in signup activities and animal support.

Crowdfunding Platforms During crises, people without sufficient resources often rely on their social connections for aid, as official support may be delayed or inaccessible (Ho et al. 2021). According to Ho et al. (2021), crowdfunding provides an alternative by allowing anonymous users to donate directly to fundraisers, giving underserved populations access to wider social networks for financial support. Crowdfunding platforms like Patreon, GoFundMe, and PayPal have gained popularity as a means to provide online financial assistance during the Russia-Ukraine conflict. Figures 10 and 11 show the number of URLs shared across the four social media networks for each crowdfunding platform. It can be concluded that Patreon, GoFundMe, and PayPal are the most commonly used crowdfunding platforms across all the analyzed social media networks.

Further, we characterize the various types of funded enti-

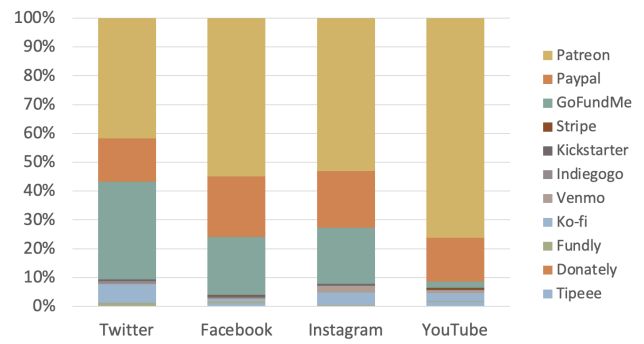


Figure 11: Number of social media posts sharing URLs to major crowdfunding platforms.

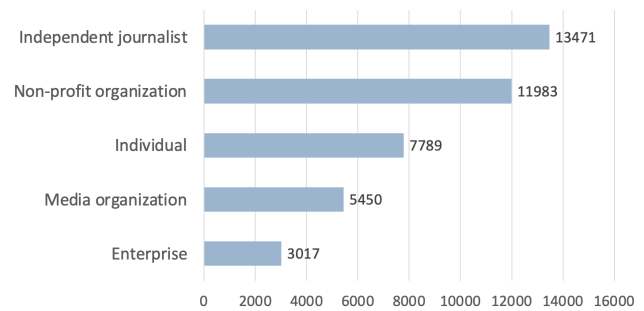


Figure 12: Number of posts to crowdfunding URLs based on the type of fundraising entity.

ties on these crowdfunding platforms. We identify five distinct entities in the top 100 most shared crowdfunding URLs across four social networks, including independent journalists, media organizations, non-profit organizations, and individual and enterprise fundraisers. Figure 12 shows the overall distribution of posts linking to different crowdfunding entities, while Figure 13 shows their distribution within each social platform. One noteworthy observation is the significant presence of independent journalists and media organizations utilizing crowdfunding platforms for financial support. As they lack financial resources and backing from larger organizations, these crowdfunding platforms provide a way for creators to connect directly with their audience and receive financial support for their work. Notable examples include Kyiv Independent, Bellingcat, Malin Bot, John Sweeney, and Alexei Navalny's team. Interestingly, our analysis reveals that 76.91% (14,552 URLs) of crowdfunding links initiated by independent journalists and media organizations originate from Patreon. Additionally, the proportion of links from YouTube to Patreon is the highest among the four social media networks analyzed (76.18%). This may be due to the platform's capability to provide support to content creators through monthly subscriptions.

Also, we note that many non-profit organizations are utilizing crowdfunding platforms, such as GlobalGiving, Come Back Alive, The Fix Foundation, and United Help Ukraine, for fundraising purposes during the Russia-Ukraine conflict, particularly on Twitter and Instagram. These platforms offer an additional and effective way for non-profits to tap

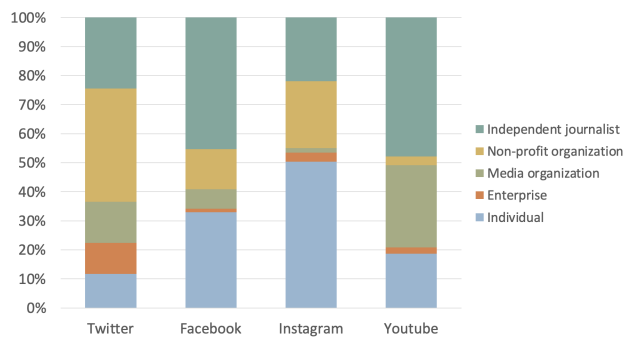


Figure 13: Distribution of fundraising entities on each social media network.

into a broad base of potential supporters. As some medium or small-sized organizations may not have a significant media presence or large following, crowdfunding platforms often provide donors with detailed information about the non-profit and its mission, which can help build trust and encourage donations. Finally, individual fundraisers account for a significant proportion of crowdfunding URLs on Facebook (31.84%) and Instagram (46.36%). This is mainly due to the presence of public figures in Ukraine, such as politician Serhiy Prytula and author Oleksandr Paliĭ, who make up the majority of URLs. It is also common to find ordinary people acting as grassroots fundraisers on platforms like GoFundMe (38.66%), PayPal (27.91%), and Patreon (21.77%).

Conclusions

Findings and Contributions

This study aims to analyze the interconnectivity between social media platforms and support sites during the Russia-Ukraine conflict. Using network-based visualization and Granger-causality analysis, we found that the observed social media networks—Twitter, Facebook, Instagram, and YouTube—differently contribute to the spread of support sites. Indeed, the links shared on Twitter and Facebook are more evenly distributed across various crowdsourcing and fundraising websites, while Instagram and YouTube tend to focus more on crowdfunding platforms such as Patreon and PayPal. Leveraging a combination of qualitative and quantitative methods, we investigate social media posts containing links to crowdsourcing sites and crowdfunding platforms during the Russia-Ukraine conflict. On the one hand, our findings show that Google Docs and Forms are commonly used for crowdsourcing various types of support, particularly for NFT and cryptocurrency donations, petitions, and online resources and information. On the other hand, Patreon, GoFundMe, and PayPal are identified as the main crowdfunding platforms, which provide financial assistance to people in need, as well as independent journalists, alternative media, and non-profit organizations.

Our study offers several contributions to the understanding of the role of social media platforms and support sites during a crisis. First, it sheds light on the ways in which social media platforms and support sites are interconnected during a crisis, revealing the interplay of different social me-

dia platforms in support diffusion. This adds to the growing body of quantitative research on social media as a force for social good in distressed environments. Second, we highlight the potential of crowdsourcing and crowdfunding in enabling grassroots mobilization. We found that crowdsourcing facilitates large-scale content production and consumption, creating a comprehensive, collective resource for disaster relief efforts. Crowdfunding, instead, supports vulnerable communities in a timely and efficient manner, as well as democratizes news production by providing a direct source of income for independent journalists and alternative media. Our research calls for further investigations into these benevolent activities to promote positive impact and prosocial behavior through social media.

Limitation

Our study has several limitations that should be acknowledged. First, the dataset is highly imbalanced, with Twitter and Facebook messages dominating over Instagram and YouTube content. This may introduce bias and underrepresent the influence of less popular platforms on support diffusion. Additionally, while other datasets rely on a keyword-based data collection, our collection of YouTube data is limited to links that were shared in other platforms, which may lead to a less comprehensive sample. Moreover, our study only focuses on four social media platforms and online support shared via URLs, overlooking the potential impact of other platforms and multimedia content. Finally, our analysis of crowdsourcing and crowdfunding URLs only consider the top 100 shared URLs of crowdsourcing and crowdfunding sites, which may have overlooked vulnerable groups who received less attention from the public.

Discussion and Future Work

This study highlights the importance of understanding and leveraging the built-in functionalities and affordances of social media platforms in disseminating different types of online support, thus leading to relevant future work directions. First, despite the high volume of support sites shared on social media platforms, the overall proportion of support URLs is small, accounting for less than 1% on Twitter and Facebook and less than 3% on Instagram and YouTube. This fact points out that there may be other important forms of online support other than sharing links, like Facebook groups (Carlsen, Gårdhus, and Toubøl 2022) and Telegram channels (Nazaruk 2022). Thus, future work may consider including instant messaging apps like Telegram in the analysis of support diffusion. Second, our Granger causality analysis focuses on the temporal aspect of sharing support links, implying causal dynamics between social media platforms. However, more advanced statistical frameworks could be used in future research to further analyze the evolution and impact of these activities across various online communities. Finally, our next research will examine the spread of misinformation across social networks and compare its diffusion, temporal patterns, and cross-platform dynamics with support actions, also looking at the pivotal role of influential users and super-spreaders (Nogara et al. 2022; DeVerna et al. 2022) in both online support and misinformation activities.

Acknowledgments

Work supported in part by DARPA (contract #HR001121C0169).

References

- Alencar, A. 2018. Refugee integration and social media: A local and experiential perspective. *Information, Communication & Society*, 21(11): 1588–1603.
- Alexander, D. E. 2014. Social media in disaster risk reduction and crisis management. *Science and engineering ethics*, 20: 717–733.
- Ali, S. R.; and Fahmy, S. 2013. Gatekeeping and citizen journalism: The use of social media during the recent uprisings in Iran, Egypt, and Libya. *Media, War & Conflict*, 6(1): 55–69.
- Balca, A. 2022. Who Deserves to be Refugee?: The Instrumentalization of Art and Culture in the Solidarity Discourse of Ukrainian Refugees in Social Media. *MSGSU Sosyal Bilimler*, 2(26): 538–557.
- Bang Carlsen, H.; Gårdhus, T.; and Toubøl, J. 2023. Ukrainian refugee solidarity mobilization online. *European Societies*, 1–12.
- Carlsen, H. B.; Gårdhus, T. P.; and Toubøl, J. 2022. Ukrainian Refugee Solidarity Mobilization Online.
- Carlsen, H. B.; and Toubøl, J. 2023. Some refugees welcome? Frame disputes between micro-cohorts in the refugee solidarity movement.
- Chen, E.; and Ferrara, E. 2022. Tweets in time of conflict: A public dataset tracking the twitter discourse on the war between Ukraine and Russia. *arXiv preprint arXiv:2203.07488*.
- Chohan, U. W. 2017. The decentralized autonomous organization and governance issues. *Available at SSRN 3082055*.
- Conrad, E. J.; Becker, M.; Powell, B.; and Hall, K. C. 2020. Improving health promotion through the integration of technology, crowdsourcing, and social media. *Health promotion practice*, 21(2): 228–237.
- CrowdTangle Team. 2022. CrowdTangle.
- Dekker, R.; Engbersen, G.; Klaver, J.; and Vonk, H. 2018. Smart refugees: How Syrian asylum migrants use social media information in migration decision-making. *Social Media+ Society*, 4(1): 2056305118764439.
- DeVerna, M. R.; Aiyappa, R.; Pacheco, D.; Bryden, J.; and Menczer, F. 2022. Identification and characterization of misinformation superspreaders on social media. *arXiv preprint arXiv:2207.09524*.
- Gao, H.; Barbier, G.; and Goolsby, R. 2011. Harnessing the crowdsourcing power of social media for disaster relief. *IEEE intelligent systems*, 26(3): 10–14.
- Geissler, D.; Bär, D.; Pröllochs, N.; and Feuerriegel, S. 2022. Russian propaganda on social media during the 2022 invasion of Ukraine. *arXiv preprint arXiv:2211.04154*.
- Ho, H.-C.; Chiu, C. L.; Mansumittrachai, S.; Yuan, Z.; Zhao, N.; and Zou, J. 2021. The influence of signals on donation crowdfunding campaign success during COVID-19 crisis. *International journal of environmental research and public health*, 18(14): 7715.
- Hunter, A. 2016. “It’s Like Having a Second Full-Time Job” Crowdfunding, journalism and labour. *Journalism Practice*, 10(2): 217–232.
- Indiana University’s Observatory on Social Media. 2022a. Analysis of Twitter accounts created around the invasion of Ukraine.
- Indiana University’s Observatory on Social Media. 2022b. Suspicious Twitter Activity around the Russian Invasion of Ukraine.
- Keatinge, T.; and Keen, F. 2019. Social media and (counter) terrorist finance: a fund-raising and disruption tool. *Studies in Conflict & Terrorism*, 42(1-2): 178–205.
- Kuzma, R.; Cruickshank, I. J.; and Carley, K. M. 2022. Influencing the Influencers: Evaluating Person-to-Person Influence on Social Networks Using Granger Causality. In *Complex Networks & Their Applications X: Volume 2, Proceedings of the Tenth International Conference on Complex Networks and Their Applications COMPLEX NETWORKS 2021 10*, 89–99. Springer.
- La Gatta, V.; Wei, C.; Luceri, L.; Pierri, F.; and Ferrara, E. 2023. Retrieving false claims on Twitter during the Russia-Ukraine conflict. *arXiv preprint arXiv:2303.10121*.
- Lai, C.-H. 2017. A study of emergent organizing and technological affordances after a natural disaster. *Online Information Review*, 41(4): 507–523.
- Liu, S. B. 2014. Crisis crowdsourcing framework: Designing strategic configurations of crowdsourcing for the emergency management domain. *Computer Supported Cooperative Work (CSCW)*, 23(4-6): 389–443.
- Lu, C.-T.; Xie, S.; Kong, X.; and Yu, P. S. 2014. Inferring the impacts of social media on crowdfunding. In *Proceedings of the 7th ACM international conference on Web search and data mining*, 573–582.
- Nachrin, T. 2020. Social media use by the Rohingya refugees in Bangladesh: A uses and gratification approach. *Int’l J. Soc. Sci. Stud.*, 8: 1.
- Nazaruk, T. 2022. Subscribe and follow. telegram and responsive archiving the war in ukraine. *Sociologica*, 16(2): 217–226.
- Nizzoli, L.; Tardelli, S.; Avvenuti, M.; Cresci, S.; Tesconi, M.; and Ferrara, E. 2020. Charting the landscape of online cryptocurrency manipulation. *IEEE Access*, 8: 113230–113245.
- Nogara, G.; Vishnuprasad, P. S.; Cardoso, F.; Ayoub, O.; Giordano, S.; and Luceri, L. 2022. The disinformation dozen: An exploratory analysis of covid-19 disinformation proliferation on twitter. In *14th ACM Web Science Conference 2022*, 348–358.
- Park, J.; Leung, H.; and Ma, K. 2017. Information fusion of stock prices and sentiment in social media using Granger causality. In *2017 IEEE International Conference on Multi-sensor Fusion and Integration for Intelligent Systems (MFI)*, 614–619. IEEE.

Pierri, F.; Luceri, L.; and Ferrara, E. 2022. How does Twitter account moderation work? Dynamics of account creation and suspension during major geopolitical events. *arXiv preprint arXiv:2209.07614*.

Pierri, F.; Luceri, L.; Jindal, N.; and Ferrara, E. 2022. Propaganda and Misinformation on Facebook and Twitter during the Russian Invasion of Ukraine. *arXiv preprint arXiv:2212.00419*.

Talabi, F. O.; Aiyesimoju, A. B.; Lamidi, I. K.; Bello, S. A.; Okunade, J. K.; Ugwuoke, C. J.; and Gever, V. C. 2022. The use of social media storytelling for help-seeking and help-receiving among Nigerian refugees of the Ukraine–Russia war. *Telematics and Informatics*, 71: 101836.

Thapa, S.; Shah, A.; Jafri, F.; Naseem, U.; and Razzak, I. 2022. A multi-modal dataset for hate speech detection on social media: Case-study of russia-ukraine conflict. In *Proceedings of the 5th Workshop on Challenges and Applications of Automated Extraction of Socio-political Events from Text (CASE)*, 1–6.

Tully, M.; Dalrymple, K. E.; and Young, R. 2019. Contextualizing nonprofits’ use of links on Twitter during the West African Ebola virus epidemic. *Communication Studies*, 70(3): 313–331.

Wulf, V.; Aal, K.; Abu Kteish, I.; Atam, M.; Schubert, K.; Rohde, M.; Yerousis, G. P.; and Randall, D. 2013. Fighting against the wall: Social media use by political activists in a Palestinian village. In *Proceedings of the SIGCHI conference on human factors in computing systems*, 1979–1988.

Appendix

In Table 4, we specify the complete list of the web domains used for compiling the list of support sites in this study. In Table 5, we show a list of the 51 support sites identified for analysis in this study, grouped into categories.

Domain	URL
NPR	https://www.npr.org/2022/02/25/1082992947/ukraine-support-help
The Washington Post	https://www.washingtonpost.com/world/2022/02/27/how-to-help-ukraine/
CNBC	https://www.cnn.com/2022/03/09/heres-a-list-of-top-rated-charities-to-help-the-ukraine-relief-effort.html
The Official Website of War in Ukraine	https://war.ukraine.ua/donate/ , https://war.ukraine.ua/support-ukraine/
PayPal's Support Ukraine Relief page	https://www.paypal.com/fundraiser/117811171978246391
The Ukrainian Institute London	https://ukrainianinstitute.org.uk/russias-war-against-ukraine-what-can-you-do-to-support-ukraine-ukrainians/

Table 4: Web domains used for compiling the list of support sites in this study.

Crowdsourcing Sites		docs.google.com (Google Docs), forms.gle (Google Forms)
Fundraising Sites	Crowdfunding Platforms	patreon.com (Patreon), paypal.com (PayPal), gofundme.com (GoFundMe), stripe.com (Stripe), kickstarter.com (Kickstarter), indiegogo.com (Indiegogo), venmo.com (Venmo), ko-fi.com (Ko-fi), fundly.com (Fundly), donately.com (Donately), tipeee.co (Tipeee)
	Government Fundraising Sites	bank.gov.ua (National Bank of Ukraine), help.gov.ua (Ukraine Government Humanitarian Aid Website), moz.gov.ua (Ministry of Health of Ukraine), u24.gov.ua (UNITED24)
	Local NGOs/Funds	savelife.in.ua (Come Back Alive), voices.org.ua (Voices of Children), razomforukraine.org (Razom Emergency Response), prytulafoundation.org (Serhiy Prytula Charity Foundation), hospitalers.life (The Hospitalers Battalion), supportukrainenow.org (Support Ukraine Now), standforukraine.com (Stand for Ukraine), rsukraine.org (Revived Soldiers Ukraine), redcross.org.ua (Ukrainian Red Cross Society), everybodycan.com.ua (EverybodyCan), lgbt-military.org.ua (LGBT Military), novaukraine.org (Nova Ukraine), koloua.com (KOLO Ukraine)
	International NGOs/Funds	war.ukraine.ua (Official Website of Ukraine), crisisrelief.un.org (UN Crisis Relief), unhcr.org (UN Refugee Agency), unicefusa.org (UNICEF), care.org (CARE), doctorswithoutborders.org (Doctors Without Borders), globalgiving.org (GlobalGiving Foundation), rescue.org (International Rescue Committee), icrc.org (International Committee of the Red Cross), projecthope.org (Project Hope), savethechildren.org (Save the Children), wfp.org (World Food Programme), internationalmedicalcorps.org (International Medical Corps), mercycorps.org (Mercy Corps), directrelief.org (Direct Relief), actionagainsthunger.org (Action Against Hunger), helpukraine.center (Help Ukraine Center), unitedhelpukraine.org (United Help Ukraine), airbnb.org (Airbnb.org), sunflowerofpeace.com (Sunflower of Peace Foundation), hias.org (HIAS INC.)

Table 5: List of online support sites.

In Table 6, we provide a list of the top ten support site domains that were shared the most across all four social media platforms.

In Table 7, we present pairwise Granger causality results between platforms.

Domain	Support Site	# of URLs
patreon.com	Patreon	69,826
gofundme.com	GoFundMe	36,631
docs.google.com	Google Docs	30,460
unhcr.org	UNHCR	28,330
bank.gov.ua	National Bank of Ukraine	27,394
war.ukraine.ua	Official Website of War in Ukraine	25,312
forms.gle	Google Forms	24,432
paypal.com	PayPal	22,996
savelife.in.ua	Come Back Alive	21,687
icrc.org	International Committee of the Red Cross	10,433

Table 6: A list of the top ten support site domains that were shared the most across all four social media platforms.

Source	Destination	#	Domains	CS	CP	OCS
Twitter	Facebook	6	fundly.com**, rsukraine.org*, globalgiving.org**, mercycorps.org*, novaukraine.org**, moz.gov.ua*	0	1	5
Facebook	Twitter	6	docs.google.com*, rescue.org**, unhcr.org*, redcross.org.ua**, directrelief.org*, unitedhelpukraine.org*	1	0	5
Twitter	Instagram	7	docs.google.com*, forms.gle***, patreon.com*, globalgiving.org*, mercycorps.org*, moz.gov.ua**, doctorswithoutborders.org**	2	1	4
Instagram	Twitter	6	voices.org.ua**, care.org***, icrc.org***, directrelief.org*, airbnb.org*, sunflowerofpeace.com*	0	0	6
Twitter	YouTube	14	docs.google.com*, patreon.com**, venmo.com*, tipeee.co*, voices.org.ua***, rsukraine.org***, globalgiving.org***, rescue.org*, prytulafoundation.org*, crisisrelief.un.org***, hospitallers.life***, novaukraine.org*, koloua.com*, standforukraine.com***	1	3	10
YouTube	Twitter	8	paypal.com**, ko-fi.com*, bank.gov.ua**, savethechildren.org*, doctorswithoutborders.org**, care.org*, unitedhelpukraine.org*, moz.gov.ua***	0	2	6
Facebook	Instagram	8	kickstarter.com**, venmo.com**, ko-fi.com*, helpukraine.center***, internationalmedicalcorps.org*, redcross.org.ua***, directrelief.org*, hias.org***	0	3	5
Instagram	Facebook	6	voices.org.ua***, rsukraine.org***, care.org*, moz.gov.ua**, actionagainsthunger.org*, sunflowerofpeace.com**	0	0	6
Facebook	YouTube	8	gofundme.com*, bank.gov.ua*, helpukraine.center*, unhcr.org*, standforukraine.com**, rsukraine.org***, directrelief.org*, koloua.com*	0	1	7
YouTube	Facebook	8	paypal.com*, venmo.com*, globalgiving.org***, savethechildren.org*, unicefusa.org*, internationalmedicalcorps.org**, hospitallers.life**, supportukrainenow.org**	0	2	6
Instagram	YouTube	12	savelife.in.ua***, everybodycan.com.ua***, supportukrainenow.org*, rsukraine.org***, care.org*, globalgiving.org**, icrc.org**, projecthope.org***, doctorswithoutborders.org*, redcross.org.ua*, novaukraine.org***, moz.gov.ua***	0	0	12
YouTube	Instagram	5	bank.gov.ua*, rescue.org***, wfp.org**, unhcr.org***, prytulafoundation.org***	0	0	5

Table 7: Pairwise Granger causality results between platforms. The maximum lag parameter is set to 3 and the significance level to $p < .05$ (Note: * $p < .05$, ** $p < .01$, *** $p < .001$). # = Total number of support sites that the source platform Granger-causes the destination platform, **CS** = Crowdsourcing Sites (Google Docs and Forms), **CP** = Crowdfunding Platforms, **OCS** = Other Crowdfunding Sites (Government, Local and International NGOs/Funds). # = **CS** + **CP** + **OCS**.