

Word-level Persian Lipreading Dataset

Javad Peymanfard*, Ali Lashini*[§], Samin Heydarian*[§], Hossein Zeinali[†], and Nasser Mozayani*

* School of Computer Engineering

Iran University of Science and Technology, Tehran, Iran

Email: javad_peymanfard@comp.iust.ac.ir, a_lashini@comp.iust.ac.ir
samin_heydarian@comp.iust.ac.ir, mozayani@iust.ac.ir

[†] Department of Computer Engineering

Amirkabir University of Technology, Tehran, Iran

Email: hzeinali@aut.ac.ir

Abstract—Lip-reading has made impressive progress in recent years, driven by advances in deep learning. Nonetheless, the prerequisite such advances is a suitable dataset. This paper provides a new in-the-wild dataset for Persian word-level lip-reading containing 244,000 videos from approximately 1,800 speakers. We evaluated the state-of-the-art method in this field and used a novel approach for word-level lip-reading. In this method, we used the AV-HuBERT model for feature extraction and obtained significantly better performance on our dataset.

Index Terms—Lip-reading, Persian dataset, audio-visual speech recognition.

I. INTRODUCTION

Lip-reading, also known in the research community as visual speech recognition (VSR), is the task of recognizing words or characters being said from a sequence of lip movements without any audio streams. It has proven to be quite useful in situations such as when audio signals are corrupted by noise. In these cases, VSR can be incorporated with speech recognition models in order to improve accuracy.

The traditional approaches consist of two stages. The first stage is called backbone (or front-end) and the second stage is called back-end. In front-end, a sequence or combination of images are extracted and then passed to another network to produce words or sentences. [1]–[3] The procedure done for back-end is very similar to the procedure in Automatic Speech Recognition (ASR) methods. However, because of the existence of more large-scale datasets and ease of task compared to lip-reading, there is a significant gap in performance between the two models.

Primary datasets were collected under supervised conditions (laboratory). [4]–[6] These particular datasets were usually small and were limited to simple tasks such as character and digit classification. Although, with further advances in deep learning, these primary datasets no longer provided a challenge. Researchers began to focus on building large-scale and more challenging datasets; no longer collected under supervised conditions. They were collected from TV shows, movies,

interviews, etc. In other words, there was no longer control over the condition of the speakers and the surrounding environment, creating what is called the “wild” condition. Recently collected datasets can be fit into one of the following categories: 1) word-level datasets, and 2) sentence-level datasets. [2], [7], [8] In this paper, we will focus on lip-reading in the word-level stage. LRW [9] and LRW-1000 [10] in English and Chinese language respectively are two popular datasets in this field.

Currently, LRW-1000 is the largest dataset in this field, as well as the most challenging. It contains 1000 classes with 718,018 samples of Mandarin words from over 2000 speakers, with videos that are not fixed in resolution. The highest accuracy achieved without extra data on LRW-1000 was 53.8 percent by (Kim, M, etc.) [11]. On the other hand, LRW is the most widely used dataset that contains 500 classes with about 800 samples per class collected from BBC TV programs. The highest accuracy achieved here was also by (Kim, M, etc.) [11] with 88.5 percent. GLips [12] is the most recent dataset in this field released in the German language and is very similar to LRW. This dataset contains 500 classes with 500 samples per class collected from YouTube.

In this paper, we want to propose a novel word-level dataset for lip-reading in the Persian language. To collect our data, we used a Persian video streaming website called Aparat. The dataset consists of various light conditions, poses, etc. The videos include various types of TV and internet shows such as interviews, movies, etc., resulting in 205 hours of videos. We provide 500 of the most frequent words as labels to our dataset. The samples in the dataset are various in length and characters. Due to ambiguity in the Persian language and from the difficulty proven from the experiment that we have done on the recent method; this dataset could be as challenging, if not more, as LRW-1000. The experiments with the recent methods and different conditions and metrics are available in the experiment section in part four of this paper.

In the continuation of this paper, we intend to deal with the following sections: First, we will look at some of the previous works in this field, and after that, we are going to describe the

[§]These authors contributed equally.

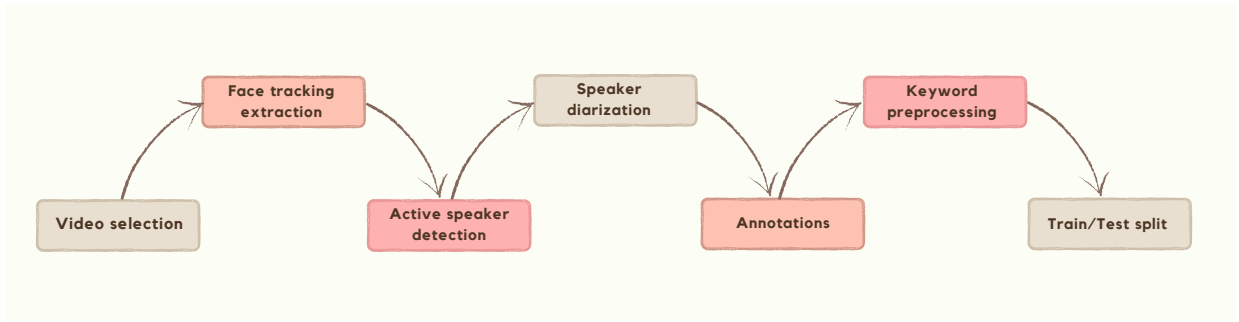


Fig. 1. Data collection pipeline.

statistics of data and the pipeline we used to collect data. To conclude, we will show some baseline results on the dataset.

II. RELATED WORKS

In this section, we are going to examine some of the prominent approaches in the field of word-level lip-reading followed by an overview of some of the datasets that have recently been used for word-level lip-reading tasks.

In recent approaches to building a network, usually the number of 3D and 2D convolutional networks are used as the front-end to extract visual feature. In the back-end part of the procedure, usually recurrent neural networks, transformers, etc., are used to predict words. One of the most prominent works is done by T. Stafylakis and G. Tzimiropoulos [1]. They used a combination of 3D convolution and ResNet with 34 layers as front-end and Bi-directional LSTM as back-end. The method became state-of-the-art in 2017 and the front-end network was used as a backbone for many future works after that. MS-TCN [13] is another network that uses a 3D convolution and ResNet with 18 layers as the front-end and a Temporal convolution network as the back-end. Recently, knowledge distillation has been used in this field [11], [14], and MS-TCN is adopted as the main network for their work.

LRW [9] is a large-scale dataset which is the most widely used in the field of word-level lip-reading, released in 2016. The dataset contains 500 classes, and each class has at least 800 samples. The videos were collected from a UK BBC TV news program with more than a thousand speakers, bringing about one of the first datasets collected under the “wild” condition. Each video has a fixed length of 1 minute and 16 seconds, and the target class is in the center of the video. The dataset is quite challenging because some classes are very similar to each other, such as SPENT and SPEND (both classes have the same visemes), making it difficult for the classifier to distinguish these two words. This dataset is the largest dataset in the English language.

LRW-1000 [10] is another large-scale dataset which was collected from 51 programs broadcasted in China. The dataset contains 718,018 videos with 508 hours of videos in total. It also includes 1000 classes with 718 samples per class. The minimum duration of each word is 0.01 seconds, and the maximum duration is 2.25 seconds. The classes are commonly

used Chinese words. The resolution of the video is not fixed and includes a variety of resolutions from standard-definition of 1024*576 to high-definition of 1920*1080 captured in 25 fps. The dataset contains a large variety of different conditions, including variations in age, posture, etc. This is not only the largest dataset in the Chinese language, but also the largest in the word-level lip-reading field as well as the most challenging because of the points mentioned above.

GLips [12] is a novel large-scale dataset that was collected in the German language. This dataset is very similar to LRW. The dataset contains 250 thousand videos collected from YouTube, each video having a length of 1.16 seconds long and a resolution of 256*256, as it is in LRW. They used 500 target words as labels with lengths of 4-18 characters, and each word has 500 instances. Besides the target word, they provided a start, end, and the duration of utterance in seconds as labels too. Also, the audio is separated from the video to be used for different purposes. This is the largest lip-reading dataset in the German language.

OuluVS [15] is slightly different from the datasets mentioned above. This dataset was released in 2009 and contained phrases instead of words, and is used for phrase classification. The dataset was collected in a “laboratory” condition and contained ten classes (phrases) with 817 samples in total spoken by 20 persons. For the convenience of researchers and to avoid additional preprocessing steps, the authors provide a cropped region of the mouth for videos in 80*60 resolution. The dataset was widely used in its time, but presently, because of advances in deep learning methods and the small size of the dataset, it has become less challenging for the research community.

OuluVS2 [16] was released six years after OuluVS in 2015. In this dataset, the number of classes stays the same as the previous one, but the number of speakers increased to 53 persons and 1060 samples in total. To make it more challenging, they increased the resolution from 80*60 to 1920*1080. Additionally, the videos were shot from 5 different angles (0, 30, 45, 60, and 90 degrees). Similar to the previous dataset, this one is not commonly used nowadays.



Fig. 2. Our dataset samples.

III. DATA COLLECTION

A. Data Description

The dataset includes over 500 vocabularies and 30 hours of clips of more than 1800 celebrities that were collected from videos posted to the Persian website Aparat. Videos included in the training and validation sets contain 233K samples, and the test set contains 11K samples. Also, The videos are captured in a variety of demanding audio and visual surroundings. The videos are provided as mp4 files and consist of cropped faces with a resolution of 224×224 and a frame rate of 25 fps. Table I shows the general statistics, and figure 2 shows some examples of the video samples.

B. Automatic Pipeline

Stage 1: Video selection. For our dataset, we choose one of three types of videos, as follows.

- 1) **Interview videos.** For audio-visual datasets, interviews and biographies work well. The major objective of these videos is to interview renowned people, whether they be actors, musicians, or politicians. There are two categories for Interview videos. The shows in the first category have hosts and narrators (which is not ideal in this circumstance), whereas those in the second category do not. Thus, the narrator should be removed from the first set of videos because our goal is have an audio-visual dataset. The host should be pruned too. There are also some breaks in the second category that need to be identified and deleted.
- 2) **Movies and series.** Movies and series can be utilised if appropriate preprocessing is done to them. The key difficulty is camera perspectives (Unlike in interviews, a speaker is not always in the shot while speaking). In addition, the entire video contains a considerable quantity of silence or music. In addition, Multi-speaker simultaneous speech presents another difficulty. Due to their high level of duplicated data, this form of video is often not the best for data collection. We found that Less than 10% of the input data is deemed suitable.
- 3) **Vod videos.** Another method for data collection is to use various keywords to search in ugc, analyze the videos that come up, and then select the best keywords.

Stage 2: Face tracking extraction. At this point, the video's various scenes are identified by "The difference between the pixel values of two successive frames." These differences were

computed using the HSV color space. The threshold for a new scene is determined by the heuristic. As a result, each video is broken into smaller segments known as scenes. In fact, a temporal split was applied to the video so far. In the following step, the frame which contains the face is important. We utilized the described method in [17] for face detection and an IoU based algorithm [18] for face tracking, so that some frames of each scene are chosen. Each video may be divided into one or more smaller videos based on the number of faces detected in each segment, or it may be eliminated if there are none.

Stage 3: Active speaker detection. One of the most crucial analytical steps for producing the appropriate dataset is this stage. Active speaker detection determines which (if any) of the observable individuals in a video are speaking at any given moment. So a speaker is called active when his or her face is visible and the voice is audible at the same time. For this, we use TalkNet [18]. This model was trained on the AVA dataset [19], which is roughly forty hours with precise labeling and is composed of a variety of languages. They utilize YouTube videos as the source for collecting the dataset. The TalkNet model detects active speakers on Persian Videos quite effectively, according to tests conducted on a sizable Persian dataset.

Stage 4: Multi-speaker detection based on audio analysis. The video segments with a fixed recording angle and a speaking subject have been selected till Stage 4. Speaking of other non-active speakers at the same time as the active speaker presents another possible difficulty. In interviews, it more frequently occurs when the host speaks while the visitor is speaking. Hence Speaker diarization can help solve this issue. The input audio is clustered by this technique and each cluster carries a speaker ID.

Stage 5: Annotations. The majority of Persian TV shows lack subtitles, thus we use the commercial Aipaa's¹ automatic speech recognition (ASR) to construct sentence-level approximated video transcription.

Stage 6: Keyword selection and preprocessing. Since our task is word-level we should select appropriate words for network training. Here are the precise steps of keyword selection and preprocessing:

¹<https://aipaa.ir/>

TABLE I
STATISTICAL COMPARISON BETWEEN DIFFERENT DATASETS

Dataset	PLRW	LRW	LRW-1000	GLips
Classes	500	500	1000	500
Word length	3-8	5-12	-	4-18
# of speakers	1800	1000	2000	~ 100
# of videos	~ 244,000	~ 500,000	718,018	~ 250,000
Environment	Wild	Wild	Wild	Wild
Resolution	224*224	256*256	Various	256*256
Video Length	0.01-2.6s	1,16s	0.01-2.25s	1,16
Frame rate	25fps	25fps	25fps	25fps
Language	Persian	English	Chinese	German
Time	30h	173h	508h	-
Source	Aparat	BBC TV	TV Shows	YouTube
Year	2022	2016	2018	2022

- 1) **Words collection.** First we collect the words from each video’s transcription and form the dictionary of vocabularies with their frequencies.
- 2) **Keywords selection.** The vocabularies are sorted based on the frequencies in descending order. We select our keywords from the top frequent words.
- 3) **Lemmatization.** In this step we recognize the group of words with the same root by the Persian lemmatization algorithm. After that, the word with the most frequency will be selected. The goal of this step is to increase the diversity of labels of the dataset.
- 4) **Video split.** Finally, we split our videos based on the keywords that were chosen. Each video is padded with 200 milliseconds(ms), The first 100 milliseconds and the last 100 milliseconds of the video are included.

Stage 7: Face verification and Train/Test split. To recognize faces, we employ ArcFace [20] and create face feature embeddings. The goal of this stage is to extract identities and make a speaker-independent dataset. Such datasets are useful for our task i.e. lip-Reading. We pick one of the programs as the test set and the rest of programs form the training set. This policy for the dataset split makes it roughly speaker-independent. To make speaker-independency complete, we compare the list of celebrities in the test set with the training set manually and remove the duplicated one in the test set.

IV. EXPERIMENTS

In this section, we describe baseline methods and show the performance of said methods on our dataset. We give details about training setups and the hardware that was used.

A. Evaluation metrics

We demonstrate the model performance by Top-k accuracy. In calculating this criteria, the model’s prediction is correct if the actual class is among the k-classes with the highest score. In addition, we provide the macro average accuracy for each of the methods. The advantage of using the Macro f1-score is that it gives equal weight to all keywords, Regardless of the number of keyword occurrences in the test set.

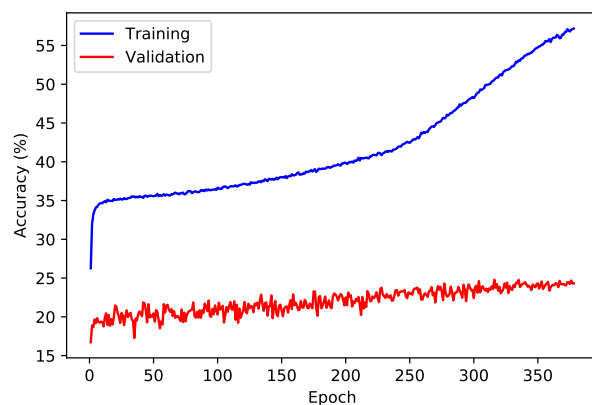


Fig. 3. Training and Validation accuracies plot

B. Evaluation on MS-TCN

For the first experiment, we used the MS-TCN method. This method has obtained state-of-the-art results on the LRW dataset. For training, we used the official code provided in the GitHub repository.²

Table II shows the results of this experiment in the first row. With micro and macro average criteria, the performance of this model on our data was %13.46 and %10.27, respectively.

C. Evaluation on AV-Hubert

We utilized the AV-HuBERT approach to create another baseline for our dataset. This method is for lip-reading at the sentence level. In this case, we used it as a feature extractor.

Since word-level lip-reading is a classification task, the model must assign each input to a class. To this end, we obtain the embedding vector of each frame by feeding the input video to a pre-trained AV-HuBERT Base model, and these features are given to two linear layers. The average of logits values for each class were used to obtain probabilities for each class.

Figure 4 shows the histogram of the true class prediction rank. We take each sample’s actual class rank in the model’s

²https://github.com/mpc001/Lipreading_using_Temporal_Convolutional_Networks

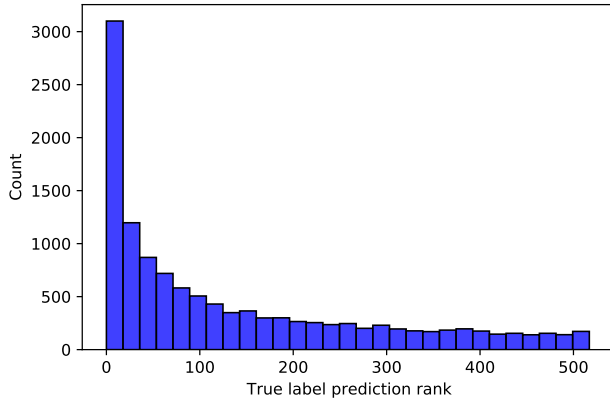


Fig. 4. Histogram of true class prediction ranks.

TABLE II
RECOGNITION RESULTS ON PLRW

Model	Micro Average Acc.	Macro Average Acc.
MS-TCN	%13.46	%10.27
AV-Hubert	%24.79	%21.43

prediction into consideration to generate this histogram. For example, the value of this function for $x=1$ is 985, indicating that the real class is predicted as the second-highest score for this many samples in the test set. Based on the results in Table II and Table III, this model outperforms the previous method. Interestingly, the feature extraction model is trained only on English datasets. Table IV shows the most common errors.

Hyperparameters: We used the default hyperparameters that the original code declared for all of our models. Also, we trained our models on NVIDIA GTX 1080 GPU with 8 GB memory capacity. The implementation of the code is based on PyTorch.

V. CONCLUSION

In this paper, we presented a dataset for Persian word-level lip-reading. This large dataset is suitable for the proposed methods based on deep learning. We also tested the dataset with the best model of word-level lip-reading on the LRW benchmark. We demonstrated a novel method in which we achieved better accuracy through feature extraction by the AV-HuBERT model.

VI. ACKNOWLEDGEMENT

This project was mainly supported by Arman Rayan Sharif company, an AI company in Iran.

REFERENCES

[1] T. Stafylakis and G. Tzimiropoulos, "Combining residual networks with lstms for lipreading," *arXiv preprint arXiv:1703.04105*, 2017.
 [2] J. S. Chung, A. Senior, O. Vinyals, and A. Zisserman, "Lip reading sentences in the wild," in *2017 IEEE conference on computer vision and pattern recognition (CVPR)*. IEEE, 2017, pp. 3444–3453.

TABLE III
TOP-K ACCURACY ON PLRW

Model	Top-3 Acc.	Top-5 Acc.	Top-10 Acc.
MS-TCN	%22.39	%28.53	%37.12
AV-Hubert	%38.79	%45.47	%55.03

TABLE IV
THE MOST FREQUENT ERRORS

Number of Occurrences	Ground Truth	Prediction
20	برای	بعد
17	اولین	ولی
15	قبل	همه
15	خود	بود
14	همون	بود
13	بوده	بود
13	همین	همه
12	شما	بود
12	نظر	بعد
12	مرئی	همه

[3] J. Peymanfard, M. R. Mohammadi, H. Zeinali, and N. Mozayani, "Lip reading using external viseme decoding," in *2022 International Conference on Machine Vision and Image Processing (MVIP)*. IEEE, 2022, pp. 1–5.
 [4] E. Patterson, S. Gurbuz, Z. Tufekci, and J. Gowdy, "Cuave: A new audio-visual database for multimodal human-computer interface research," in *2002 IEEE International Conference on Acoustics, Speech, and Signal Processing*, vol. 2, 2002, pp. II–2017–II–2020.
 [5] I. Matthews, T. F. Cootes, J. A. Bangham, S. Cox, and R. Harvey, "Extraction of visual features for lipreading," *IEEE Transactions on Pattern Analysis and Machine Intelligence*, vol. 24, no. 2, pp. 198–213, 2002.
 [6] B. Lee, M. Hasegawa-Johnson, C. Goudeseune, S. Kamdar, S. Borys, M. Liu, and T. Huang, "Avicar: Audio-visual speech corpus in a car environment," 2004, pp. 2489–2492, copyright: Copyright 2017 Elsevier B.V., All rights reserved.; 8th International Conference on Spoken Language Processing, ICSLP 2004 ; Conference date: 04-10-2004 Through 08-10-2004.
 [7] J. S. Chung and A. Zisserman, "Lip reading in profile," 2017.
 [8] T. Afouras, J. S. Chung, and A. Zisserman, "Lrs3-ted: a large-scale dataset for visual speech recognition," *arXiv preprint arXiv:1809.00496*, 2018.
 [9] J. S. Chung and A. Zisserman, "Lip reading in the wild," in *Asian conference on computer vision*. Springer, 2016, pp. 87–103.
 [10] S. Yang, Y. Zhang, D. Feng, M. Yang, C. Wang, J. Xiao, K. Long, S. Shan, and X. Chen, "Lrw-1000: A naturally-distributed large-scale benchmark for lip reading in the wild," in *2019 14th IEEE international conference on automatic face & gesture recognition (FG 2019)*. IEEE, 2019, pp. 1–8.
 [11] M. Kim, J. H. Yeo, and Y. M. Ro, "Distinguishing homophenes using multi-head visual-audio memory for lip reading," in *Proceedings of the 36th AAAI Conference on Artificial Intelligence, Vancouver, BC, Canada*, vol. 22, 2022.
 [12] G. Schwiebert, C. Weber, L. Qu, H. Siqueira, and S. Wermter, "A multimodal german dataset for automatic lip reading systems and transfer learning," *arXiv preprint arXiv:2202.13403*, 2022.
 [13] B. Martinez, P. Ma, S. Petridis, and M. Pantic, "Lipreading using temporal convolutional networks," in *ICASSP 2020-2020 IEEE International Conference on Acoustics, Speech and Signal Processing (ICASSP)*. IEEE, 2020, pp. 6319–6323.
 [14] P. Ma, B. Martinez, S. Petridis, and M. Pantic, "Towards practical lipreading with distilled and efficient models," in *ICASSP 2021-2021 IEEE*

International Conference on Acoustics, Speech and Signal Processing (ICASSP). IEEE, 2021, pp. 7608–7612.

- [15] G. Zhao, M. Barnard, and M. Pietikainen, “Lipreading with local spatiotemporal descriptors,” *IEEE Transactions on Multimedia*, vol. 11, no. 7, pp. 1254–1265, 2009.
- [16] I. Anina, Z. Zhou, G. Zhao, and M. Pietikäinen, “Ouluvs2: A multi-view audiovisual database for non-rigid mouth motion analysis,” in *2015 11th IEEE International Conference and Workshops on Automatic Face and Gesture Recognition (FG)*, vol. 1. IEEE, 2015, pp. 1–5.
- [17] S. Zhang, X. Zhu, Z. Lei, H. Shi, X. Wang, and S. Z. Li, “S3fd: Single shot scale-invariant face detector,” in *Proceedings of the IEEE international conference on computer vision*, 2017, pp. 192–201.
- [18] R. Tao, Z. Pan, R. K. Das, X. Qian, M. Z. Shou, and H. Li, “Is someone speaking? exploring long-term temporal features for audio-visual active speaker detection,” in *Proceedings of the 29th ACM International Conference on Multimedia*, 2021, pp. 3927–3935.
- [19] J. Roth, S. Chaudhuri, O. Klejch, R. Marvin, A. Gallagher, L. Kaver, S. Ramaswamy, A. Stopczynski, C. Schmid, Z. Xi *et al.*, “Ava active speaker: An audio-visual dataset for active speaker detection,” in *ICASSP 2020-2020 IEEE International Conference on Acoustics, Speech and Signal Processing (ICASSP)*. IEEE, 2020, pp. 4492–4496.
- [20] J. Deng, J. Guo, N. Xue, and S. Zafeiriou, “Arcface: Additive angular margin loss for deep face recognition,” in *Proceedings of the IEEE/CVF conference on computer vision and pattern recognition*, 2019, pp. 4690–4699.