

A Barrier-Lyapunov Actor-Critic Reinforcement Learning Approach for Safe and Stable Control

Liqun Zhao, Konstantinos Gatsis, Antonis Papachristodoulou

Abstract—Reinforcement learning (RL) has demonstrated impressive performance in various areas such as video games and robotics. However, ensuring safety and stability, which are two critical properties from a control perspective, remains a significant challenge when using RL to control real-world systems. In this paper, we first provide definitions of safety and stability for the RL system, and then combine the control barrier function (CBF) and control Lyapunov function (CLF) methods with the actor-critic method in RL to propose a Barrier-Lyapunov Actor-Critic (BLAC) framework which helps maintain the aforementioned safety and stability for the system. In this framework, CBF constraints for safety and CLF constraint for stability are constructed based on the data sampled from the replay buffer, and the augmented Lagrangian method is used to update the parameters of the RL-based controller. Furthermore, an additional backup controller is introduced in case the RL-based controller cannot provide valid control signals when safety and stability constraints cannot be satisfied simultaneously. Simulation results¹ show that this framework yields a controller that can help the system approach the desired state and cause fewer violations of safety constraints compared to baseline algorithms.

I. INTRODUCTION

The remarkable success of reinforcement learning (RL) in solving complex sequential decision-making problems, including Atari games, has inspired researchers to explore its potential in real-world applications, such as robotics [1]. However, the trial-and-error nature of RL may lead agents to exhibit actions resulting in dangerous or harmful consequences during learning. For example, although RL agents are typically trained in simulation platforms, it is crucial to take the challenges that arise in real-world scenarios, such as real-world uncertainties [2], into consideration when training RL agents directly in real environments where safety is fundamental. Furthermore, regardless of the controller design method employed, stability is one of the paramount properties that need to be guaranteed given a control system. Stability means the system will stay close or converge to the equilibrium, and it bears a close relationship with the performance of the control system. A lack of stability renders the system ineffective and even dangerous [3].

Safety in RL has been gaining attention from researchers. Existing safe RL approaches are mainly based on the constrained Markov decision process (CMDP) [4], and meth-

ods such as primal-dual update [5], [6], and trust region policy optimization [7], [8] have been employed. However, in previous studies, safety constraints are usually defined based on the cumulative cost of an entire trajectory, rather than on the individual cost signals at each timestep along the trajectory. Consequently, safety violations at specific timesteps are wrapped by the trajectory expectation, and certain states may be permitted to be unsafe [9], [10], [11].

Recently, there has been growing interest in combining control-theoretic methods with RL to ensure the safety for the system [12]. In [13], a learning-based model predictive control method is proposed to provide safety guarantees with high probability. Besides, other concepts such as the safe set algorithm (SSA) [9], [14] and the control barrier function (CBF) [15], [16] have also been applied as safety constraints to help RL training maintain safety. However, according to [16], the supervised learning of the CBF layer in [15] has the potential to introduce approximations that may adversely impact RL training, and in [16], when the time interval between consecutive timesteps is not small enough, there might be a misalignment between the constrained optimization part, where continuous CBFs are used as constraints, and the discrete-time system dynamics yielding the state transitions for the Markov decision process (MDP).

The Lyapunov function, a popular tool in the control community, has recently been applied to RL as well. Some previous studies develop ways to construct Lyapunov functions for RL training [17], while [18] proposes a method using Lyapunov functions to guide safe exploration, which is however difficult to be applied to high-dimensional systems due to the curse of dimensionality caused by the discretization of the state space. [3] and [19] apply Lyapunov functions to model-free RL to help to guarantee the stability for various systems and achieve satisfactory simulation results. However, considering the sample efficiency and the fact that usually at least a nominal model is available in real applications like robotic arms, model-based RL methods can be used since they are more sample efficient than model-free RL methods, and can leverage the nominal model and thus has a greater potential to ensure both safety and stability for the system.

In this paper, our focus is on helping to guarantee safety and stability for systems that can be expressed by MDP. Our main work and contributions can be summarized as follows:

- An RL-based controller is proposed by combining CBF and control Lyapunov function (CLF) with the Soft Actor-Critic (SAC) algorithm [20], and the augmented Lagrangian method is used to solve the corresponding constrained optimization problem. The RL-based con-

^{*}The authors are within the Department of Engineering Science, University of Oxford, Oxford, United Kingdom. E-mails: {liqun.zhao, konstantinos.gatsis, antonis}@eng.ox.ac.uk

¹The code can be found in the GitHub repository: <https://github.com/LiqunZhao/A-Barrier-Lyapunov-Actor-Critic-Reinforcement-Learning-Approach-for-Safe-and-Stable-Control>

troller assists to guarantee both safety and stability simultaneously with CBF constraints and CLF constraint, respectively, and the augmented Lagrangian method can update the controller parameters efficiently while making the hyperparameter tuning for different learning rates easier, which might be difficult for the primal-dual update widely used in previous studies.

- A backup controller is proposed to replace the RL-based controller when no feasible solution exists to satisfy both safety and stability constraints simultaneously. The inequality constraints of the backup controller are constructed based on CBFs, which help the system achieve and maintain safety. The CLF constraint is incorporated into the objective function to prevent the system from diverging too far from equilibrium while satisfying CBF constraints. This safety-critical design is well-suited for real-world applications where safety is of paramount importance, and accelerates the system's approach towards its desired state in practice.
- A framework called Barrier-Lyapunov Actor-Critic (BLAC) is proposed by combining the RL-based and backup controllers, and we test it on two simulation tasks. Our results show that the framework helps to guarantee the safety and stability of the system, and therefore achieves better results compared to baselines.

While unifying safety and stability is common in many other studies [21] [22], to the best of the authors' knowledge, this is the first time to combine actor-critic RL with CBF and CLF to train an RL-based controller. [23] uses RL to learn uncertainties in the CLF, CBF, and other constraints to generate control signals using quadratic programming, and thus is different from the framework proposed in this paper.

II. PROBLEM STATEMENT

The Markov decision process (MDP) with control-affine dynamics can be defined by the tuple \mathcal{M} , which is $(\mathcal{X}, \mathcal{U}, f, g, d, r, c, \gamma, \gamma_c)$. $\mathcal{X} \subset \mathbb{R}^n$ and $\mathcal{U} \subset \mathbb{R}^m$ are state and control signal spaces, and the state transitions for the MDP are obtained by the following control-affine system:

$$x_{t+1} = f(x_t) + g(x_t)u_t + d(x_t). \quad (1)$$

Here, $x_t \in \mathcal{X}$ is the state at timestep t , $u_t \in \mathcal{U}$ is the control signal at timestep t , and with an RL-based controller π , it is sampled from a distribution $\pi(u_t|x_t)$. $f: \mathbb{R}^n \rightarrow \mathbb{R}^n$ and $g: \mathbb{R}^n \rightarrow \mathbb{R}^{n \times m}$ define the known nominal model of the system. $d: \mathbb{R}^n \rightarrow \mathbb{R}^n$ denotes the unknown model which is continuous with respect to the state. r, c are the reward and cost, respectively, and γ and γ_c are the discount factors.

Remark 1. *In practical applications, the nominal model that is known beforehand may perform poorly, which necessitates the need to learn a better model. Similar to [15], [16], we use a Gaussian process (GP), a kernel-based nonparametric regression model, to estimate the unknown dynamics d from data. Consequently, when constructing CBF and CLF constraints in Section III, we replace d using the mean and variance given by the GP.*

Here we present some additional notations that will be used later. Based on (1), the transition probability can be denoted as $P(x_{t+1}|x_t, u_t) \triangleq I_{\{x_{t+1}=f(x_t)+g(x_t)u_t+d(x_t)\}}$ where $I_{\{x_{t+1}=f(x_t)+g(x_t)u_t+d(x_t)\}}$ is an indicator function that equals 1 if x_{t+1} satisfies (1) given x_t and u_t , and 0 otherwise. Similar to [3], the closed-loop transition probability is denoted as $P_\pi(x_{t+1}|x_t) \triangleq \int_{\mathcal{U}} \pi(u_t|x_t)P(x_{t+1}|x_t, u_t)du_t$. Moreover, the closed-loop state distribution at timestep t is denoted by $v(x_t|\rho, \pi, t)$, which can be calculated iteratively using the closed-loop transition probability: $v(x_{t+1}|\rho, \pi, t+1) = \int_{\mathcal{X}} P_\pi(x_{t+1}|x_t)v(x_t|\rho, \pi, t)dx_t, \forall t \in \mathbb{N}$, and $v(x_0|\rho, \pi, 0) = \rho$ is the initial state distribution.

A. Definition of Safety

In this subsection, we present the condition that the controller should satisfy to maintain system safety. Assuming there are k different safety constraints that need to be satisfied, the system is considered safe if

$$h_i(x_t) \geq 0 \quad \forall t \geq 0 \quad (2)$$

holds for each $i = 1, \dots, k$. Here $h_i: \mathbb{R}^n \rightarrow \mathbb{R}$ is a function defined for the i -th safety constraint, and a safe set $\mathcal{C}_i \subset \mathbb{R}^n$ can be defined by the super-level set of h_i as follows:

$$\mathcal{C}_i = \{x \in \mathbb{R}^n | h_i(x) \geq 0\}. \quad (3)$$

A safe set $\mathcal{C} \subset \mathbb{R}^n$ can therefore be defined as the intersection of all \mathcal{C}_i :

$$\mathcal{C} = \bigcap_{i=1}^k \mathcal{C}_i = \bigcap_{i=1}^k \{x \in \mathbb{R}^n | h_i(x) \geq 0\}. \quad (4)$$

We require the system state to remain within this set \mathcal{C} , i.e., the safe set \mathcal{C} should be forward invariant. Therefore, the system is required to be safe at every timestep, and thus the constraint here is stricter than that constructed by the expected return of costs, which is widely used in previous studies. A control barrier function can be used to ensure forward invariance of the safe set, and therefore can be naturally applied here to help maintain system safety.

Definition 1 (Discrete-time Control Barrier Function [15]). *Given a set $\mathcal{C}_i \subset \mathbb{R}^n$ defined by (3), the function h_i is called a discrete-time control barrier function (CBF) for system (1) if there exists $\eta \in [0, 1]$ such that*

$$\sup_{u_t \in \mathcal{U}} \{h_i(f(x_t) + g(x_t)u_t + d(x_t)) - h_i(x_t)\} \geq -\eta h_i(x_t) \quad (5)$$

holds for all $x_t \in \mathcal{C}_i$.

The existence of a CBF means the existence of a controller such that the set \mathcal{C}_i is forward invariant. Consequently, safety is maintained if there exists a controller such that $\forall i \in [1, k]$, $h_i(f(x_t) + g(x_t)u_t + d(x_t)) - h_i(x_t) \geq -\eta h_i(x_t)$ holds for all $x_t \in \mathcal{C}_i$.

B. Definition of Stability

In this subsection, we first introduce the cost function, and then give the definition of stability used in this paper.

In a stabilization task, our goal is to find a controller that can drive the system state to the equilibrium, i.e., the desired state, eventually. To achieve this goal, given the state x_t and control signal u_t , we define the instantaneous cost signal, which is one element in the tuple \mathcal{M} , to be $c(x_t, u_t) = \|x_{t+1} - x^{\text{desired}}\|$ where x_{t+1} is the next state following (1), and x^{desired} denotes the desired state (i.e., equilibrium). Alternatively, in a tracking task, the control signal can be denoted as $c(x_t, u_t) = \|x_{t+1} - r_s\|$ where r_s is the reference signal the system needs to track.

Since we investigate the stability of a closed-loop system under a nondeterministic RL-based controller π , we combine $\pi(u_t|x_t)$, which is a Gaussian distribution in this paper, with the cost signal $c(x_t, u_t)$ to define the cost function under the controller π as

$$c_\pi(x_t) = \mathbb{E}_{u_t \sim \pi} c(x_t, u_t) = \mathbb{E}_{u_t \sim \pi} [\|x_{t+1} - x^{\text{desired}}\|]. \quad (6)$$

The cost function $c_\pi(x_t)$ represents the expected value of the norm of the difference between the next state x_{t+1} following (1), and the desired state x^{desired} , over u_t sampled from the distribution $\pi(u_t|x_t)$. It is natural to expect that the value of $c_\pi(x_t)$ should decrease as t increases to drive the system state towards the equilibrium, and we hope eventually $c_\pi(x_t) = 0$, which means the state reaches the equilibrium. However, as the control signal is sampled from a Gaussian distribution, the state at timestep t is also distributed, which necessitates the use of the concept of “expected value” for $c_\pi(x_t)$. Therefore, we adopt the definition of stability as presented in [3] for the framework proposed in this paper.

Definition 2 (Stability in Mean Cost). *Let $v(x_t|\rho, \pi, t)$ denote the closed-loop state distribution at timestep t . The equilibrium of a system is said to be stable in mean cost if there exists a positive constant b such that for any initial state $x_0 \in \{x_0 | c_\pi(x_0) < b\}$, the condition*

$$\lim_{t \rightarrow \infty} \mathbb{E}_{x_t \sim v} [c_\pi(x_t)] = 0 \quad (7)$$

holds. If b is arbitrarily large, the equilibrium is globally stable in mean cost.

Remark 2. *It is important to note that the term “stability in mean cost” differs from the commonly used concept of Lyapunov stability. The condition (7) constructed by using the expected value is the convergence condition required for asymptotic stability. Therefore, the condition of Lyapunov stability is not involved in Definition 2. For linear systems, convergence implies stability in the sense of Lyapunov. However, in general cases, this does not hold - see Vinograd’s counterexample. Considering this, in Section III, we apply an exponentially stabilizing CLF to achieve exponential stability, which implies Lyapunov stability for the equilibrium.*

C. Definition of the Safe and Stable Control Problem

Based on the previous subsections, similar to [24], we give the formal definition of the safe and stable control problem:

Problem 1 (Safe and Stable Control Problem). *Given a control-affine system $x_{t+1} = f(x_t) + g(x_t)u_t + d(x_t)$, a unique desired state (equilibrium) x^{desired} , a set $\mathcal{X}_b = \{x_0 | c_\pi(x_0) < b\}$ where b is an arbitrarily large positive number and x_0 denotes the initial state, a set of unsafe states $\mathcal{X}_{\text{unsafe}} \subseteq \mathcal{X}$, and a set of safe states $\mathcal{X}_{\text{safe}} \subseteq \mathcal{X}$ such that $x^{\text{desired}} \in \mathcal{X}_{\text{safe}}$ and $\mathcal{X}_{\text{safe}} \cap \mathcal{X}_b \neq \emptyset$, find a controller π generating control signal u_t such that all trajectories satisfying $x_{t+1} = f(x_t) + g(x_t)u_t + d(x_t)$ and $x_0 \in \mathcal{X}_{\text{safe}} \cap \mathcal{X}_b$ have the following properties:*

- **Safety:** $x_t \in \mathcal{X}_{\text{safe}} \quad \forall t \geq 0$.
- **The Equilibrium Is Stable in Mean Cost:** $\lim_{t \rightarrow \infty} \mathbb{E}_{x_t \sim v} [c_\pi(x_t)] = 0$ where $v(x_t|\rho, \pi, t)$ is the closed-loop state distribution at timestep t .

Therefore $\mathcal{X}_{\text{safe}}$ is a safe set that is forward invariant, and the controller is used to help the system arrive at the desired state x^{desired} while avoiding the unsafe states.

Remark 3. *Since b is arbitrarily large in Problem 1, x^{desired} is globally stable in mean cost and is the only equilibrium point. Thus, given this equilibrium is stable in mean cost, we can say that the system is stable in mean cost. For brevity, we will use the term “stability” to refer to “stability in mean cost” in the rest of this paper, and when we say the system is stable, it means the system is stable in mean cost.*

Remark 4. *Given b is arbitrarily large, the problem formulation requires that from every initial state $x_0 \in \mathcal{X}_{\text{safe}}$ the system should arrive at the unique equilibrium x^{desired} eventually. Therefore, this paper excludes tasks where it is impossible for the system to reach the unique equilibrium x^{desired} starting from some safe states, or modifications should be made to preclude those safe but undesirable states.*

III. FRAMEWORK DESIGN

In this section, we first define the value function of the cost and give a condition for stability. Then, we employ the augmented Lagrangian method to update the RL-based controller parameters, aiming to satisfy safety and stability conditions and thus help to guarantee both properties for the system. Finally, considering the possible infeasibility of the constrained optimization problem, a backup controller is proposed to replace the RL-based controller when no feasible solution exists to satisfy both safety and stability constraints simultaneously. The overall Barrier-Lyapunov Actor-Critic (BLAC) framework is included at the end of this section.

A. Value Function of the Cost

To assist in maintaining stability for the system, inspired by the commonly-used value functions in RL literature, we define the value function of the cost at the state x_t similarly:

$$L_\pi(x_t) = \mathbb{E}_{\tau \sim \pi} \left[\sum_{i=0}^{\infty} \gamma_c^i c_\pi(x_{t+i}) \right]. \quad (8)$$

Here $\tau = \{x_t, x_{t+1}, x_{t+2}, \dots\}$ is a trajectory under controller π starting from the initial state x_t . Based on this definition, $L_\pi(x_t)$ can also be approximated by a neural network, and

since $c_\pi(x_t)$ is non-negative for any $t \geq 0$, we may choose to apply the rectified linear unit (ReLU) as the output activation function to make $L_\pi(x_t) \geq 0$ for each x_t . Other methods to ensure non-negativity can be found in [3], [25].

Based on (8), to achieve stability, a natural approach is to consider imposing a condition in the algorithm that ensures that the value of $L_\pi(x_t)$ decreases along the trajectory τ . Inspired by the concept of exponentially stabilizing CLF and [3], we first make two assumptions for the MDP:

Assumption 1. *The state and control signal are sampled from compact sets, and the reward and cost values obtained at any timestep are bounded by r_{max} and c_{max} , respectively. Therefore, the value function of the reward and cost are upper bounded by $\frac{r_{max}}{1-\gamma}$ and $\frac{c_{max}}{1-\gamma_c}$, respectively.*

Assumption 2 (Ergodicity). *The Markov chain induced by controller π is ergodic with a unique stationary distribution $q_\pi(x) = \lim_{t \rightarrow \infty} v(x_t = x | \rho, \pi, t)$, where $v(x_t | \rho, \pi, t)$ is the closed-loop state distribution.*

These assumptions are widely used in previous RL research. For more content on the relationship between models of control systems and Markov chains, as well as ergodicity, we refer the interested reader to the book [26]. Then, we introduce the Lemma 1 invoked by [3] as follows:

Lemma 1. *Under Assumptions 1, 2, the system defined in (1) is stable in mean cost if there exist positive constants α_1 , α_2 , β , and a controller π , such that*

$$\alpha_1 c_\pi(x) \leq L_\pi(x) \leq \alpha_2 c_\pi(x) \quad (9)$$

$$\mathbb{E}_{x \sim \mu_\pi, x' \sim P_\pi} [L_\pi(x') - L_\pi(x)] \leq -\beta \mathbb{E}_{x \sim \mu_\pi} [L_\pi(x)] \quad (10)$$

hold for all $x \in \mathcal{X}$. Here L_π defined in (8) is the value function of the cost under the controller π , and

$$\mu_\pi(x) \triangleq \lim_{N \rightarrow \infty} \frac{1}{N} \sum_{t=0}^N v(x_t = x | \rho, \pi, t) \quad (11)$$

is the sampling distribution, where $v(x_t | \rho, \pi, t)$ is the closed-loop state distribution at timestep t .

Proof. The proof of this lemma closely resembles that of Theorem 1 in [3], and interested readers are encouraged to refer to that paper for further details. \square

According to the proof presented in [27], L_π naturally satisfies the constraints (9) under Assumption 1. In the next subsection, we present a method to obtain a controller that results in an L_π satisfying (10), and thus we can call L_π an exponentially stabilizing CLF, abbreviated as CLF hereafter.

B. Augmented Lagrangian Method for Parameter Updating

In the previous sections, we proposed conditions (5) and (10) that a controller should satisfy to help guarantee safety and stability. We now turn our attention to updating an RL-based controller π to meet these conditions, namely finding a qualified controller. This can be thought of as a constrained policy optimization problem with the above conditions as

constraints. It is common to employ the primal-dual method to update the RL-based controller parameters in previous studies, however, this method often requires hyperparameter tuning, which might be challenging, for adjusting the learning rates used to update the parameters of different neural networks and Lagrangian multipliers. Here we adopt the augmented Lagrangian method, inspired by its effectiveness in solving constrained optimization problems and [28], to update the parameters of the RL-based controller.

Practically, we need to construct the conditions based on data collected during the learning process. At each timestep, the system applies a control signal and receives feedback, including reward and cost. The resulting transition pair $(x_t, u_t, r_t, c_t, x_{t+1})$ is stored in the replay buffer, and we sample a batch of these transition pairs, denoted as \mathcal{D} , randomly from this replay buffer at each timestep to construct the CBF and CLF constraints with the system model for safety and stability, respectively:

$$\begin{aligned} \mathbb{E}_{x_t \sim \mathcal{D}, u \sim \pi} [h_i(x_{t+1}) - h_i(x_t)] &\geq -\eta \mathbb{E}_{x_t \sim \mathcal{D}} [h_i(x_t)] \\ &\quad \forall i \in [1, k], \\ \mathbb{E}_{x_t \sim \mathcal{D}, u \sim \pi} [L_\pi(x_{t+1}) - L_\pi(x_t)] &\leq -\beta \mathbb{E}_{x_t \sim \mathcal{D}} [L_\pi(x_t)], \end{aligned} \quad (12)$$

where $x_{t+1} = f(x_t) + g(x_t)u + d(x_t)$, and $d(x_t)$ is estimated and replaced by the mean value given by GP. Thus, the system model is used in RL training, and these constraints are functions of the controller π . Note that u here is the control signal generated by the current controller instead of being the historical control signal u_t generated by a previous controller and then stored in a transition pair in \mathcal{D} . To apply the augmented Lagrangian method, these inequality constraints are converted to equality constraints using ReLU [28]:

$$\begin{aligned} \mathbb{E}_{x_t \sim \mathcal{D}, u \sim \pi} [\text{ReLU}(h_i(x_t) - h_i(x_{t+1}) - \eta h_i(x_t))] &= 0 \\ &\quad \forall i \in [1, k], \\ \mathbb{E}_{x_t \sim \mathcal{D}, u \sim \pi} [\text{ReLU}(L_\pi(x_{t+1}) - L_\pi(x_t) + \beta L_\pi(x_t))] &= 0. \end{aligned} \quad (13)$$

Then the actor-critic approach is used to learn the RL-based controller. We represent the parameters of the RL-based controller and two action-value networks used in SAC by θ and $\phi_i, i = 1, 2$, respectively. Moreover, we use L_ν , which is called Lyapunov network, to approximate L_π defined in (8) with parameters ν . Using these notations, we formulate a new constrained optimization problem as follows:

$$\begin{aligned} \min_{\theta} \quad & -V^{\pi_\theta} \\ \text{s.t.} \quad & \mathbb{E}_{x_t \sim \mathcal{D}, u \sim \pi} [\text{ReLU}(h_i(x_t) - h_i(x_{t+1}) - \eta h_i(x_t))] = 0 \\ & \quad \forall i \in [1, k] \\ & \mathbb{E}_{x_t \sim \mathcal{D}, u \sim \pi} [\text{ReLU}(L_\nu(x_{t+1}) - L_\nu(x_t) + \beta L_\nu(x_t))] = 0. \end{aligned} \quad (14)$$

Here the objective function $V^{\pi_\theta}(x_t)$ is:

$$\begin{aligned} V^{\pi_\theta} = \mathbb{E}_{x_t \sim \mathcal{D}, \xi \sim \mathcal{N}} [& \min_{j=1,2} Q_{\phi_j}(x_t, \tilde{u}_\theta(x_t, \xi)) \\ & - \alpha \log \pi_\theta(\tilde{u}_\theta(x_t, \xi) | x_t)], \end{aligned} \quad (15)$$

which is the same as the commonly-used objective function in SAC [20] with only small differences in notation. $\tilde{u}_\theta(x_t, \xi) = \tanh(\mu_\theta(x_t) + \sigma_\theta(x_t) \odot \xi)$, $\xi \sim \mathcal{N}(0, I)$, where μ_θ and σ_θ denote the mean and standard deviation of the controller π , which is a Gaussian distribution, and \odot represents element-wise multiplication. Additionally, loss functions of the action-value networks Q_{ϕ_i} , $i = 1, 2$, coefficient α , and Lyapunov network L_ν are:

$$J_Q(Q_{\phi_i}) = \mathbb{E}_{(x_t, u_t, r_t, x_{t+1}) \sim \mathcal{D}, \xi \sim \mathcal{N}} \left[\left[r_t + \gamma \left(\min_{j=1,2} Q_{\text{target}, \phi_j}(x_{t+1}, \tilde{u}_\theta(x_{t+1}, \xi)) - \alpha \log \pi_\theta(\tilde{u}_\theta(x_{t+1}, \xi) | x_{t+1}) \right) - Q_{\phi_i}(x_t, u_t) \right]^2 \right], \quad (16)$$

$$J_\alpha(\alpha) = -\alpha \times \mathbb{E}_{x_t \sim \mathcal{D}, \xi \sim \mathcal{N}} [\log \pi_\theta(\tilde{u}_\theta(x_t, \xi) | x_t) + \mathcal{H}], \quad (17)$$

$$J_L(L_\nu) = \mathbb{E}_{(x_t, c_t, x_{t+1}) \sim \mathcal{D}} \left[\left[c_t + \gamma_c L_{\text{target}, \nu}(x_{t+1}) - L_\nu(x_t) \right]^2 \right], \quad (18)$$

where $Q_{\text{target}, \phi_i}$, $i = 1, 2$ are the target action-value networks, and \mathcal{H} is a designed threshold set to be the lower bound of the entropy of the controller π_θ . The constrained optimization problem (14) can be solved by the augmented Lagrangian method, and the augmented Lagrangian function is:

$$\begin{aligned} \mathcal{L}_A(\theta, \lambda_i, \zeta; \rho_{\lambda_i}, \rho_\zeta) &= -V^{\pi_\theta} \\ &+ \sum_{i=1}^k \lambda_i \times \mathbb{E}_{x_t \sim \mathcal{D}, u \sim \pi} [\text{ReLU}(h_i(x_t) - h_i(x_{t+1}) - \eta h_i(x_t))] \\ &+ \sum_{i=1}^k \frac{\rho_{\lambda_i}}{2} \left[\mathbb{E}_{x_t \sim \mathcal{D}, u \sim \pi} [\text{ReLU}(h_i(x_t) - h_i(x_{t+1}) - \eta h_i(x_t))] \right]^2 \\ &+ \zeta \times \mathbb{E}_{x_t \sim \mathcal{D}, u \sim \pi} [\text{ReLU}(L_\nu(x_{t+1}) - L_\nu(x_t) + \beta L_\nu(x_t))] \\ &+ \frac{\rho_\zeta}{2} \left[\mathbb{E}_{x_t \sim \mathcal{D}, u \sim \pi} [\text{ReLU}(L_\nu(x_{t+1}) - L_\nu(x_t) + \beta L_\nu(x_t))] \right]^2, \end{aligned} \quad (19)$$

where λ_i and ζ are the Lagrangian multipliers for CBF and CLF constraints, respectively, and ρ_{λ_i} and ρ_ζ are the corresponding coefficients for the additional quadratic terms. Since it is usually not easy to solve the problem

$$\theta_{k+1} = \arg \min_{\theta} \mathcal{L}_A(\theta, \lambda_{i,k}, \zeta_k; \rho_{\lambda_{i,k}}, \rho_{\zeta_k}) \quad (20)$$

directly in RL, we still apply gradient descent to update θ , and gradient ascent to update λ_i and ζ , while increasing the value of ρ_{λ_i} and ρ_ζ gradually to find a solution for the constrained optimization problem (14). The pseudocode is provided as a part of Algorithm 1.

C. Backup Controller Design

Due to the existence of several constraints, the feasibility of the constrained optimization problem (14) becomes a crucial problem during the learning process. Typically, there are two scenarios where infeasibility can cause problems:

- The CLF constraint for stability is violated, for example, the agent is required to cross an obstacle to reach the equilibrium by the stability constraint, but this is prevented by the safety constraint, and thus the agent is trapped in some specific positions near the obstacle.

- The CBF constraint for safety is violated, for example, the desired state is not fixed but a reference signal and falls in a danger region, which means satisfying the CLF constraint will breach the safety constraint eventually.

The frequent invalid control signals provided by the RL-based controller due to the infeasibility may prevent the system from approaching its desired state quickly, or violate the safety constraints severely. Given that safety takes priority when safety and stability constraints cannot be satisfied simultaneously, similar to [15], [16], we propose to design a backup controller by formulating an additional constrained optimization problem that leverages CBFs as constraints to achieve and maintain safety. However, compared to previous studies, the objective function of this backup controller is designed not only to minimize the difference between the actual control signal and nominal control signal, but also to prevent the system from deviating too much from its equilibrium by incorporating the CLF constraint. We first establish a QP-based controller as follows:

$$\begin{aligned} \min_{u_{\text{modi}}, \epsilon} & \frac{1}{2} u_{\text{modi}}^T Q u_{\text{modi}} + k_{\epsilon, i} \epsilon_i^2 - \kappa \nabla_x L_\nu(x_t) \cdot g(x_t) u_{\text{modi}} \\ \text{s.t.} & h_i(f(x_t) + g(x_t)(u_{\text{nominal}} - u_{\text{modi}}) + d(x_t)) \\ & - h_i(x_t) \geq -\eta h_i(x_t) - \epsilon_i \quad \forall i \in [1, k], \end{aligned} \quad (21)$$

where x_t is the current state of the system, Q is a symmetric positive semidefinite matrix, and similar to [15], [16], $d(x_t)$ is estimated and replaced by the mean and variance given by GP. ϵ_i is the slack variable introduced to enforce the feasibility of the constrained optimization problem with the coefficient $k_{\epsilon, i}$. $u_{\text{modi}} = u_{\text{nominal}} - u_{\text{actual}}$, where u_{modi} is the optimization variable, u_{nominal} is the nominal control signal, and u_{actual} is the actual control signal to perform. Additionally, $\nabla_x L_\nu(x)$ is the gradient of the Lyapunov network with respect to the state, and therefore the CLF constraint is incorporated into the objective function with the coefficient κ .

The choices of coefficients, nominal control signal, and the condition for using the backup controller depend on the systems to which the backup controller is applied. This QP-based controller is tested and shown to work well in tasks where the CBFs are affine with respect to the control signal. When the CBFs are not affine, it is possible to apply local first-order linearization to the CBFs to obtain approximate affine surrogate CBFs, or other types of constrained optimization problems can be utilized to construct the backup controller, for example, using a quadratically constrained quadratic program (QCQP) when the CBF takes a quadratic form with respect to the control signal. Two detailed examples corresponding to the two typical scenarios listed earlier in this subsection are included in Section IV.

In summary, the framework combining the RL-based and backup controllers can be summarized as Algorithm 1.

IV. SIMULATIONS

In this section, we test the framework on two tasks to answer the following questions:

Algorithm 1 Barrier-Lyapunov Actor-Critic (BLAC)

- 1: Initialization: RL-based controller network π_θ , coefficient α , action-value networks $Q_{\phi_i}, i = 1, 2$, Lyapunov network L_ν , Lagrange multipliers λ_i and ζ , replay buffer \mathcal{B} , coefficients of quadratic terms ρ_{λ_i} and ρ_ζ , learning rates η_1, η_2 , and η_3 , quadratic term coefficient factor $C_\rho \in (1, \infty)$
 - 2: **for** $k = 1, \dots, K$ **do**
 - 3: **if** Backup controller should be used according to the condition specific to the task **then**
 - 4: Solve the constrained optimization problem (21)
 - 5: Apply the control signal u_{actual}
 - 6: **else**
 - 7: Sample and apply control signal u_t
 - 8: Store the transition pair $(x_t, u_t, r_t, c_t, x_{t+1})$ in \mathcal{B}
 - 9: Sample a batch of transition pairs randomly from \mathcal{B} , and construct CBF and CLF constraints with the system model
 - 10: Update the Lyapunov network and action-value networks by using (18) and (16) according to

$$\nu_{k+1} \leftarrow \nu_k - \eta_1 \nabla_{\nu} J_L(L_{\nu_k})$$

$$\phi_{i_{k+1}} \leftarrow \phi_{i_k} - \eta_1 \nabla_{\phi_i} J_Q(Q_{\phi_{i_k}})$$
 - 11: Update the controller network and coefficient α by using (19) and (17) according to

$$\theta_{k+1} \leftarrow \theta_k - \eta_2 \nabla_{\theta} \mathcal{L}_A(\theta_k, \lambda_{i,k}, \zeta_k; \rho_{\lambda_{i,k}}, \rho_{\zeta_k})$$

$$\alpha_{k+1} \leftarrow \alpha_k - \eta_2 \nabla_{\alpha} J_{\alpha}(\alpha_k)$$
 - 12: Update the Lagrangian multipliers using (19) according to

$$\lambda_{i,k+1} \leftarrow \lambda_{i,k} + \eta_3 \nabla_{\lambda_i} \mathcal{L}_A(\theta_{k+1}, \lambda_{i,k}, \zeta_k; \rho_{\lambda_{i,k}}, \rho_{\zeta_k})$$

$$\zeta_{k+1} \leftarrow \zeta_k + \eta_3 \nabla_{\zeta} \mathcal{L}_A(\theta_{k+1}, \lambda_{i,k}, \zeta_k; \rho_{\lambda_{i,k}}, \rho_{\zeta_k})$$
 - 13: Update GP model, and coefficients of quadratic terms by $\rho_{\lambda_{i,k+1}} \leftarrow C_\rho \rho_{\lambda_{i,k}}, \rho_{\zeta_{k+1}} \leftarrow C_\rho \rho_{\zeta_k}$
 - 14: **end if**
 - 15: **end for**
 - 16: **return** $\pi_\theta, Q_{\phi_i}, i = 1, 2$, and L_ν .
-

- Does the BLAC framework assist in guaranteeing the stability for the system when compared to other baseline algorithms? Since in these tasks high rewards will be given when the system approaches and achieves the desired state (equilibrium), we use the episode reward as a measure, where a higher episode reward indicates that the system can converge to the equilibrium better.
- Does the BLAC framework cause fewer violations of safety constraints compared to baseline algorithms?

We use LAC [3], CPO [7], PPO-Lagrangian and TRPO-Lagrangian [29] as baselines. These baselines use the Lyapunov-based method, trust region policy optimization, and primal-dual method, respectively, and are representative works in the literature of constrained reinforcement learning. Furthermore, to demonstrate whether the CLF constraint contributes to maintaining stability and therefore improves performance, we remove the CLF constraint in the BLAC

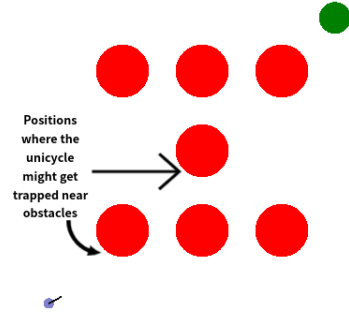


Fig. 1. The unicycle environment. The blue point is the unicycle system, the green circle is the destination (desired state), and the red circles are obstacles to avoid. Some positions where the unicycle can get trapped due to the infeasibility of the constrained optimization problem with multiple CBF and CLF constraints are shown.

framework to create an additional algorithm Barrier Actor-Critic (BAC) as another baseline. Two custom environments built based on [15] [16] are used since model knowledge is required for the proposed method.

A. Unicycle

This experiment is modified from the first environment in [16]. In this experiment, a unicycle is required to arrive at the desired location, i.e., destination, while avoiding collisions with obstacles. The model of the unicycle is given as:

$$x_{t+1} = x_t + \begin{bmatrix} \Delta T \cos(\theta_t) & 0 \\ \Delta T \sin(\theta_t) & 0 \\ 0 & \Delta T \end{bmatrix} (u_t + u_{d,t}).$$

Here $x_t = [x_{1t}, x_{2t}, \theta_t]^T$ where x_{1t} and x_{2t} are the X-coordinate and Y-coordinate of the unicycle at the timestep t , θ is the angle between the X-coordinate and the direction of the unicycle's movement at t . $u_t = [v_t, \omega_t]^T$ is the control signal where v_t and ω_t are the linear and angular velocities, respectively. ΔT represents the time interval. $u_{d,t} = -0.1[\cos(\theta_t), 0]^T$ is unknown to the nominal model, and therefore is the unknown part and GPs can be used. Then, similarly to [16], to formulate collision-free safety constraints, a point at a distance $l_p \geq 0$ ahead of the unicycle is considered, and we define the function $p: \mathbb{R}^3 \rightarrow \mathbb{R}^2$ to be

$$p(x_t) = \begin{bmatrix} x_{1t} \\ x_{2t} \end{bmatrix} + l_p \begin{bmatrix} \cos(\theta_t) \\ \sin(\theta_t) \end{bmatrix}.$$

The reward signal is defined as $-K_1(v_t - v_s)^2 + K_2 \Delta d$, where v_s is the predefined velocity, Δd is the decrease in the distance between the unicycle and destination in two consecutive timesteps, and K_1 and K_2 are coefficients set to 0.1 and 30, respectively. The cost signal is $\|p(x_{t+1}) - p(x^{\text{desired}})\|$ where $p(x^{\text{desired}}) = [x_{1^{\text{desired}}}, x_{2^{\text{desired}}}]^T$ denotes the position of the desired location. CBFs are defined as $h_i(x_t) = \frac{1}{2}((p(x_t) - p_{\text{obs}_i})^2 - \delta^2)$ where p_{obs_i} is the position of the i -th obstacle, and δ denotes the minimum required distance between the unicycle and obstacles. When stability constraint is violated if safety and stability constraints cannot be satisfied simultaneously, the unicycle can get trapped near obstacles, and then the RL-based controller is replaced by the backup controller where u_{nominal} is set to be the maximum

allowable control signal to encourage exploration while maintaining safety. The RL-based controller will resume when the unicycle moves away from the trapped position for a long distance, or when the predetermined time threshold for using the backup controller is exceeded.

Simulation results are shown in Figure 2. Compared to other baselines, our framework enables the system to achieve higher episode rewards in fewer episodes, indicating that the framework helps the unicycle approach and successfully reach its destination (equilibrium) after a shorter training process. Additionally, the fluctuations of the episode rewards are smaller than those of any other baseline algorithm, suggesting that the system performance in obtaining high rewards can quickly recover to its original high level after deterioration. Regarding safety, as evidenced by the number of safety violations, our framework results in much fewer violations compared to LAC, CPO, PPO-Lagrangian, and TRPO-Lagrangian, making it suitable for safety-critical applications in the real world.

B. Simulated Car Following

This environment, which involves a chain of five cars following each other on a straight road, is adapted from [15] [16]. The goal is to control the velocity of the 4th car to keep a desired distance from the 3rd car while avoiding collisions with other cars. The model of cars except for the 4th one is:

$$x_{t+1,i} = x_{t,i} + \begin{bmatrix} v_{t,i} \\ 0 \end{bmatrix} \Delta T + \begin{bmatrix} 0 \\ 1 + d_i \end{bmatrix} a_{t,i} \Delta T$$

$\forall i \in \{1, 2, 3, 5\}.$

Each state of the system is denoted by $x_{t,i} = [p_{t,i}, v_{t,i}]^T$, where $p_{t,i}$ and $v_{t,i}$ are the position and velocity of the i^{th} car at the timestep t , $d_i = 0.1$ is unknown to the nominal model and therefore is the unknown part. ΔT represents the time interval. The 1st car has a velocity $v_{t,1} = v_s - 4 \sin(t)$, where $v_s = 3.0$ is the predefined velocity. Its acceleration is given by $a_{t,1} = k_v(v_s - v_{t,1})$ where $k_v = 4.0$ is a constant. Car 2 and 3 have accelerations given by:

$$a_{t,i} = \begin{cases} k_v(v_s - v_{t,i}) - k_b(p_{t,i-1} - p_{t,i}) & \text{if } |p_{t,i-1} - p_{t,i}| < 6.5 \\ k_v(v_s - v_{t,i}) & \text{otherwise,} \end{cases}$$

where $k_b = 20.0$. The 5th car has the following acceleration:

$$a_{t,5} = \begin{cases} k_v(v_s - v_{t,5}) - k_b(p_{t,3} - p_{t,5}) & \text{if } |p_{t,3} - p_{t,5}| < 13.0 \\ k_v(v_s - v_{t,5}) & \text{otherwise.} \end{cases}$$

The model of the 4th car is as follows:

$$x_{t+1,4} = \begin{bmatrix} 1 & 0 \\ 0 & 0 \end{bmatrix} x_{t,4} + \begin{bmatrix} 1 \\ \frac{1}{\Delta T} \end{bmatrix} u_t \Delta T,$$

where u_t is the velocity of the 4th car, and also the control signal generated by the controller.

The reward signal is defined to minimize the difference between u_t and v_s , and an additional reward of 1.5 is given at the timesteps when $d_t = p_{t,3} - p_{t,4}$, which is the distance between the 3rd and 4th car, is within $[9.0, 10.0]$ defined as the region where d_t is expected to be. The cost signal is

$\|d_{t+1} - d_{\text{desired}}\|$, where $d_{\text{desired}} = 9.5$. CBFs are defined as $h_1(x_t) = p_{t,3} - p_{t,4} - \delta$ and $h_2(x_t) = p_{t,4} - p_{t,5} - \delta$, where δ is the minimum required distance between the cars. When a safety constraint is violated if two types of constraints cannot be simultaneously satisfied, the 4th car may be too close to the 5th car to make d_t be within $[9.0, 10.0]$. In this case, the backup controller where u_{nominal} is simply set to be zero to check whether safety can be achieved as quickly as possible and then maintained is activated. The RL-based controller will be reinstated once the 4th car leaves the dangerous area, namely beyond the proximity of the 5th car.

Based on the results presented in Figure 3, the proposed framework consistently yields the highest episode rewards, indicating its superior performance in regulating the distance d_t within the range $[9.0, 10.0]$. Moreover, the much smaller number of safety violations demonstrates the effectiveness of the proposed framework in helping the system achieve safety. These results suggest that the proposed framework has promising potential for practical applications.

V. CONCLUSIONS

In this paper, we propose the BLAC framework, which combines CBF and CLF constraints with the actor-critic RL method to help to guarantee both the safety and stability of the controlled system. This framework imposes safety constraints for each step in the trajectory instead of the trajectory expectation which is widely used in previous research. Thus, this framework imposes stricter safety constraints, which is crucial in real-world safety-critical applications. Moreover, our framework contributes to guaranteeing the stability of the system, facilitating the system to approach the desired state (equilibrium) and obtain higher episode rewards in tasks where high rewards are offered when the system gets closer to or reaches the desired state, such as navigation tasks. With the augmented Lagrangian method and backup controller, higher episode rewards and fewer safety constraint violations are realized in the experiments.

However, there are also some limitations of this framework: 1. the CBFs are predefined before the learning process, but in real-world applications, it may be nontrivial to construct valid CBFs; 2. the framework requires knowledge of the control affine model of the system; 3. the framework is only tested on tasks where the relative-degree of the CBFs is 1, and therefore, more research where CBFs with high relative-degree are used should be conducted in the future. We believe that addressing these current limitations could be interesting future directions.

REFERENCES

- [1] J. Kober, J. A. Bagnell, and J. Peters, "Reinforcement learning in robotics: A survey," *The International Journal of Robotics Research*, vol. 32, no. 11, pp. 1238–1274, 2013.
- [2] L. Brunke *et al.*, "Safe learning in robotics: From learning-based control to safe reinforcement learning," *Annual Review of Control, Robotics, and Autonomous Systems*, vol. 5, pp. 411–444, 2022.
- [3] M. Han, L. Zhang, J. Wang, and W. Pan, "Actor-critic reinforcement learning for control with stability guarantee," *IEEE Robotics and Automation Letters*, vol. 5, no. 4, pp. 6217–6224, 2020.
- [4] E. Altman, *Constrained Markov decision processes: stochastic modeling*. Routledge, 1999.

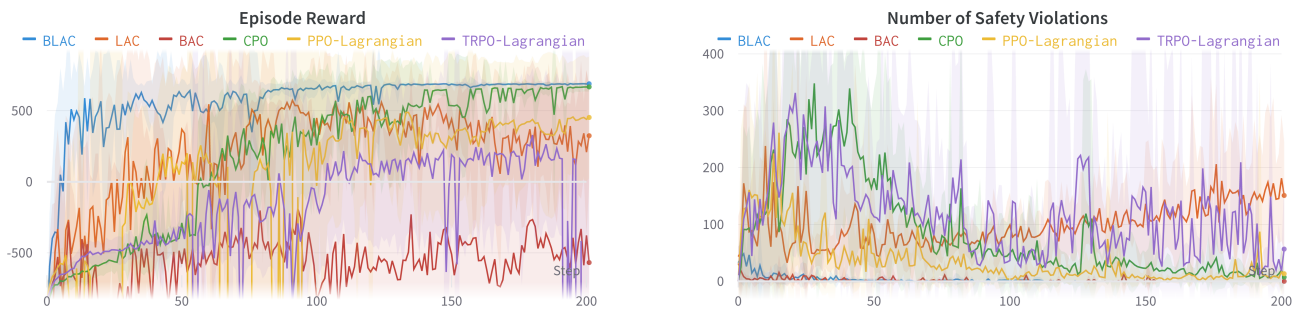


Fig. 2. The episode reward and number of safety violations of each episode in the unicycle environment are compared for the proposed BLAC (in blue) and other baselines. Each plot shows the mean of ten experiments using different seeds, with the shading representing the standard deviation.

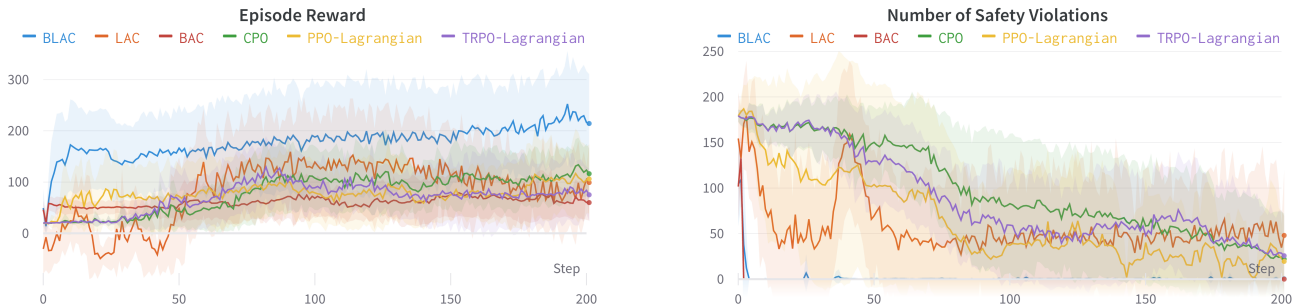


Fig. 3. Comparisons are made between the episode reward and number of safety violations of each episode for the proposed BLAC (in blue) and other baselines in the simulated car following environment. Each plot shows the mean of ten experiments using different seeds, with the shading representing the standard deviation. Graph comparing the number of safety violations shows that the curves for BLAC and BAC decrease rapidly to zero and do not exhibit significant fluctuations afterwards.

- [5] C. Tessler, D. J. Mankowitz, and S. Mannor, "Reward constrained policy optimization," *arXiv preprint arXiv:1805.11074*, 2018.
- [6] S. Paternain, L. Chamon, M. Calvo-Fullana, and A. Ribeiro, "Constrained reinforcement learning has zero duality gap," *Advances in Neural Information Processing Systems*, vol. 32, 2019.
- [7] J. Achiam, D. Held, A. Tamar, and P. Abbeel, "Constrained policy optimization," in *International conference on machine learning*, pp. 22–31, PMLR, 2017.
- [8] T.-Y. Yang, J. Rosca, K. Narasimhan, and P. J. Ramadge, "Projection-based constrained policy optimization," *arXiv preprint arXiv:2010.03152*, 2020.
- [9] H. Ma, C. Liu, S. E. Li, S. Zheng, W. Sun, and J. Chen, "Learn zero-constraint-violation policy in model-free constrained reinforcement learning," *arXiv preprint arXiv:2111.12953*, 2021.
- [10] H. Ma, Y. Guan, S. E. Li, X. Zhang, S. Zheng, and J. Chen, "Feasible actor-critic: Constrained reinforcement learning for ensuring statewise safety," *arXiv preprint arXiv:2105.10682*, 2021.
- [11] H. Ma, C. Liu, S. E. Li, S. Zheng, and J. Chen, "Joint synthesis of safety certificate and safe control policy using constrained reinforcement learning," in *Learning for Dynamics and Control Conference*, pp. 97–109, PMLR, 2022.
- [12] L. Hewing, K. P. Wabersich, M. Menner, and M. N. Zeilinger, "Learning-based model predictive control: Toward safe learning in control," *Annual Review of Control, Robotics, and Autonomous Systems*, vol. 3, pp. 269–296, 2020.
- [13] T. Koller, F. Berkenkamp, M. Turchetta, and A. Krause, "Learning-based model predictive control for safe exploration," in *2018 IEEE conference on decision and control*, pp. 6059–6066, IEEE, 2018.
- [14] T. Wei and C. Liu, "Safe control algorithms using energy functions: A unified framework, benchmark, and new directions," in *2019 IEEE 58th Conference on Decision and Control*, pp. 238–243, IEEE, 2019.
- [15] R. Cheng, G. Orosz, R. M. Murray, and J. W. Burdick, "End-to-end safe reinforcement learning through barrier functions for safety-critical continuous control tasks," in *Proceedings of the AAAI Conference on Artificial Intelligence*, vol. 33, pp. 3387–3395, 2019.
- [16] Y. Emam, P. Glotfelter, Z. Kira, and M. Egerstedt, "Safe model-based reinforcement learning using robust control barrier functions," *arXiv preprint arXiv:2110.05415*, 2021.
- [17] Y. Chow, O. Nachum, E. Duenez-Guzman, and M. Ghavamzadeh, "A lyapunov-based approach to safe reinforcement learning," *Advances in neural information processing systems*, vol. 31, 2018.
- [18] F. Berkenkamp, M. Turchetta, A. Schoellig, and A. Krause, "Safe model-based reinforcement learning with stability guarantees," *Advances in neural information processing systems*, vol. 30, 2017.
- [19] Y.-C. Chang and S. Gao, "Stabilizing neural control using self-learned almost lyapunov critics," in *2021 IEEE International Conference on Robotics and Automation (ICRA)*, pp. 1803–1809, IEEE, 2021.
- [20] T. Haarnoja *et al.*, "Soft actor-critic algorithms and applications," *arXiv preprint arXiv:1812.05905*, 2018.
- [21] A. D. Ames, S. Coogan, M. Egerstedt, G. Notomista, K. Sreenath, and P. Tabuada, "Control barrier functions: Theory and applications," in *2019 18th European control conference*, pp. 3420–3431, IEEE, 2019.
- [22] C. Dawson, B. Lowenkamp, D. Goff, and C. Fan, "Learning safe, generalizable perception-based hybrid control with certificates," *IEEE Robotics and Automation Letters*, vol. 7, no. 2, pp. 1904–1911, 2022.
- [23] J. Choi, F. Castaneda, C. J. Tomlin, and K. Sreenath, "Reinforcement learning for safety-critical control under model uncertainty, using control lyapunov functions and control barrier functions," *arXiv preprint arXiv:2004.07584*, 2020.
- [24] C. Dawson, Z. Qin, S. Gao, and C. Fan, "Safe nonlinear control using robust neural lyapunov-barrier functions," in *Conference on Robot Learning*, pp. 1724–1735, PMLR, 2022.
- [25] C. Dawson, S. Gao, and C. Fan, "Safe control with learned certificates: A survey of neural lyapunov, barrier, and contraction methods," *arXiv preprint arXiv:2202.11762*, 2022.
- [26] S. Meyn, *Control systems and reinforcement learning*. Cambridge University Press, 2022.
- [27] S. Wang *et al.*, "A rl-based policy optimization method guided by adaptive stability certification," *arXiv preprint arXiv:2301.00521*, 2023.
- [28] J. Li, D. Fridovich-Keil, S. Sojoudi, and C. J. Tomlin, "Augmented lagrangian method for instantaneously constrained reinforcement learning problems," in *2021 60th IEEE Conference on Decision and Control*, pp. 2982–2989, 2021.
- [29] A. Ray, J. Achiam, and D. Amodei, "Benchmarking Safe Exploration in Deep Reinforcement Learning," 2019.