

Bipol: A Novel Multi-Axes Bias Evaluation Metric with Explainability for NLP

Lama Alkhaled*, Tosin Adewumi** and Sana Sabah Sabry

*Joint first authors, **corresponding author

ML Group, EISLAB, Luleå University of Technology, Sweden
firstname.lastname@ltu.se

Abstract

We introduce bipol, a new metric with explainability, for estimating social bias in text data. Harmful bias is prevalent in many online sources of data that are used for training machine learning (ML) models. In a step to address this challenge we create a novel metric that involves a two-step process: corpus-level evaluation based on model classification and sentence-level evaluation based on (sensitive) term frequency (TF). After creating new models to detect bias along multiple axes using SotA architectures, we evaluate two popular NLP datasets (COPA and SQuADv2). As additional contribution, we created a large dataset (with almost 2 million labelled samples) for training models in bias detection and make it publicly available. We also make public our codes.¹

1 Introduction

Bias can be a difficult subject to tackle, especially as there are different opinions as to the scope of its definition (Hammersley and Gomm, 1997; Dhamala et al., 2021). The origin of the word means a *slant* or *slope*.² In this work, we define social bias as the unbalanced disposition (or prejudice) in favor of or against a thing, person or group, relative to another, in a way that is deemed as unfair (Maddox, 2004; Adewumi et al., 2019; Antoniak and Mimno, 2021).³ This is harmful bias and it is related to fairness. In some quarters, bias also involves overgeneralization (Brigham, 1971; Rudinger et al., 2018; Nadeem et al., 2021), fulfilling characteristic 2 in the next paragraph.

As a motivation, we address the challenge of estimating bias in text data from some of the many axes (or dimensions) of bias (e.g. race and gender). Social bias in text usually has some of the following characteristics:³

1. It is heavily one-sided (Zhao et al., 2018), as will be observed with the results in this work.
2. It uses extreme or inappropriate language (Rudinger et al., 2018). This forms the basis of the assumption (for some of the samples) in the two datasets used to create the new multi-axes bias dataset (MAB), as discussed in Section 3.
3. It is based on unsupported or unsubstantiated claims, such as stereotypes (Brigham, 1971).
4. It is entertainment-based or a form of parody or satire (Eliot, 2002).

ML models pick these biases from the data they are trained on. Although classification accuracy has been observed to fall with attempts at mitigating biases in data (Pleiss et al., 2017; Oneto et al., 2019; Cho et al., 2020; Speicher et al., 2018), it is important to estimate and mitigate them, nonetheless. This is because of the ethical implications and harm that may be involved for the disadvantaged group (Klare et al., 2012; Raji et al., 2020).

Our contributions We introduce a novel multi-axes bias estimation metric called *bipol*. Compared to other bias metrics, this is not limited in the number of bias axes it can evaluate and has explainability built in. It will provide researchers with deeper insight into how to mitigate bias in data. Our second contribution is the introduction of the new English MAB dataset. It is a large, labelled dataset that is aggregated from two other sources. A third contribution is the multi-axes bias lexica we collected from public sources. We perform experiments using state-of-the-art (SotA) models to benchmark on the dataset. Furthermore, we use the trained models to evaluate the bias in two common NLP datasets (SQuADv2 (Rajpurkar et al., 2018) and COPA (Roemmele et al., 2011)). We make our

¹github.com/tosingithub/Bipol

²etymonline.com/word/bias

³<https://libguides.uwgb.edu/bias>

models, codes, dataset, and lexica publicly available.

The rest of this paper is structured as follows: Section 2 describes in detail the characteristics of the new metric. Section 3 gives details of the new MAB dataset. Section 4 explains the experimental setup. Section 5 presents the results and error analyses. Section 6 discusses some previous related work. In Section 7, we give concluding remarks.

2 Bipol

Bipol, represented by Equation 1a, involves a two-step mechanism: the corpus-level evaluation (Equation 1b) and the sentence-level evaluation (Equation 1c). It is a score between 0.0 (zero or undetected bias) and 1.0 (extreme bias). This is further described below:

1. In step 1, a bias-trained model is used to classify all the samples for being biased or unbiased. The ratio of the biased samples (i.e. predicted positives) to the total samples predicted makes up this evaluation. When the true labels are available, this step is represented by Equation 1b. The predicted positives is the sum of the true positives (tp) and false positives (fp). The total samples predicted is the sum of the true positives (tp), false positives (fp), true negatives (tn), and false negatives (fn).

A more accurate case of the equation will be to have only the tp evaluated (in the numerator), however, since we want comparable results to when bipol is used in the "wild" with any dataset, we choose the stated version in 1b and report the positive error rate. Hence, in an ideal case, an fp of zero is preferred. However, there's hardly a perfect classifier. It is also preferable to maximize tp to capture all the biased samples, if possible. False positives exist in similar classification systems (such as hate speech detection, spam detection, etc) but they are still used (Heron, 2009; Markines et al., 2009; Feng et al., 2018; Adewumi et al., 2022b). New classifiers may also be trained for this purpose without using ours, as long as the dataset used is large and representative enough to capture the many axes of biases, as much as possible. Hence, bipol's two-step mechanism may be seen as a framework.

2. In step 2, if a sample is positive for bias, it is

evaluated token-wise along all possible bias axes, using all the lexica of sensitive terms. Table 1 provides the lexica sizes. The lexica are adapted from public sources⁴ and may be expanded as the need arises, given that bias terms and attitudes are ever evolving (Haemmerlie and Montgomery, 1991; Antoniak and Mimno, 2021). They include terms that may be stereotypically associated with certain groups (Zhao et al., 2017, 2018) and names associated with specific gender (Nangia et al., 2020).

Examples of racial terms stereotypically associated with the white race (which may be nationality-specific) include *charlie* (i.e. *the oppressor*) and *bule* (i.e. *albino* in Indonesian) while *darkey* and *bootlip* are examples associated with the black race. Additional examples from the lexica are provided in the appendix. Each lexicon is a text file with the following naming convention: *axes_type.txt*, e.g. *race_white.txt*. In more detail, step 2 involves finding the absolute difference between the two maximum summed frequencies (as lower frequencies cancel out) in the types of an axis ($|\sum_{s=1}^n a_s - \sum_{s=1}^m c_s|$). This is divided by the summed frequencies of all the terms in that axis ($\sum_{s=1}^p d_s$). This operation is then carried out for all axes and the average obtained ($\frac{1}{q} \sum_{x=1}^q$). Then it is carried out for all the biased samples and the average obtained ($\frac{1}{r} \sum_{t=1}^r$).

$$b = b_c \cdot b_s \quad (1a)$$

$$b_c = \frac{tp + fp}{tp + fp + tn + fn} \quad (1b)$$

$$b_s = \frac{1}{r} \sum_{t=1}^r \left(\frac{1}{q} \sum_{x=1}^q \left(\frac{|\sum_{s=1}^n a_s - \sum_{s=1}^m c_s|}{\sum_{s=1}^p d_s} \right) \right)_{x,t} \quad (1c)$$

Axis	Axis type 1	Axis type 2	Axis type 3
Gender	76 (female)	46 (male)	
Racial	84 (black)	127 (white)	
Religious	180 (christian)	465 (muslim)	179 (hindu)

Table 1: Lexica sizes. These may be expanded.

⁴[merriam-webster.com/thesaurus/female](https://www.merriam-webster.com/thesaurus/female),
[merriam-webster.com/thesaurus/male](https://www.merriam-webster.com/thesaurus/male),
en.wikipedia.org/wiki/List_of_ethnic_slurs,
en.wikipedia.org/wiki/List_of_religious_slurs

The use of the two-step process minimizes the possibility of wrongly calculating the metric on a span of text solely because it contains sensitive features. For example, given the sentences below⁵, the first one should be classified as biased by a model in the first step, ideally, because the sentence assumes a nurse should be female. The second step can then estimate the level of bias in that sentence, based on the lexica. In the second example, a good classifier should not classify this as biased since the coreference of *Veronica* and *her* are established, with the assumption that *Veronica* identifies as a female name. The second example becomes difficult to classify, even for humans, if *Veronica* was anonymised, say with a *part-of-speech* (PoS) tag. In the case of the third example, an advantage of bipolar is that even if it is misclassified as biased, the sentence-level evaluation will evaluate to zero because the difference between the maximum frequencies of the two types (*his* and *her*) is $1 - 1 = 0$. Bipolar does not differentiate explicitly whether the bias is in favour of or against a targeted group.

1. *A nurse should wear her mask as a pre-requisite.*
2. *Veronica, a nurse, wears her mask as a pre-requisite.*
3. *A nurse should wear his or her mask as a pre-requisite.*

Strengths of bipolar

1. It is relatively simple to calculate.
2. It is based on existing tools (classifiers and lexica), so it is straight-forward to implement.
3. It is a two-step process that captures both semantic and *term frequency* (TF) aspects of text.
4. It is flexible, as it has no limits in the number of axes or TF that can be included.
5. Its explainability makes up for what is not obvious from a single score. For example, the magnitude of the difference between term frequencies in an axis is not immediately obvious since $(1-0)/1 = (1,000-0)/1,000 = 1$. As an example, if *he* has a frequency of 1 while *she* has 0 in one instance, it is the same score of 1 if they have 1,000 and 0, respectively, in another instance.

⁵These are mere examples. The datasets do not contain usernames

Weakness of bipolar

1. Although one of its strengths is that it is based on existing tools, this happens to also be a weakness, since the limitations of these tools also limit its accuracy.

3 Datasets

The new MAB dataset

This English bias-detection dataset has a total size of 1,946,975 samples, as given in Table 2. This makes it one of the largest annotated datasets for bias detection, especially when compared to *Bias in Open-Ended Language Generation Dataset* (BOLD) with 23,679 samples (Dhamala et al., 2021) or *HolisticBias* with 459,758 samples (Smith et al., 2022). The large size of the dataset increases the chances of training a classifier to identify a broad range of biased cases. It is a combination of the *Jigsaw*⁶ (of 1,902,194 samples) and the *Social Bias Inference Corpus v2* (SBICv2) (of 147,139 samples) by Sap et al. (2020). Hence, it has 12 explicit bias axes (from the combination of both). In creating the data, we dropped duplicates since both datasets draw some content from a similar source. Examples in the MAB are given in Table 3.

Set	Biased	Unbiased	Total
Training	533,544	1,209,433	1,742,977
Validation	32,338	69,649	101,987
Test	33,470	68,541	102,011
	599,352	1,347,623	1,946,975

Table 2: MAB dataset split

In creating the MAB, given that the *Jigsaw* is a multipurpose dataset that assumes that bias correlates with toxicity, the *target* and *toxicity* columns in the training and test sets, respectively, with values greater than or equal to the bias threshold of 0.1 (on a scale from 0 to 1) are automatically annotated as *biased* while those below are automatically annotated as *unbiased*. The rationale for choosing the threshold of 0.1 (instead of, say, 0.5 as done by the authors of *Jigsaw*) is based on random inspection of several examples in the dataset and the fact that a little bias (0.1) is still bias. For example, the comment below, which we consider biased, has a *target* of 0.2. In addition, adopting a threshold higher than 0.1 will result in further imbalance in the dataset in favour of unbiased samples.

⁶medium.com/jigsaw/creating-labeled-datasets-and-exploring-the-role-of-human-raters-56367b6db298

comment_text	label	old_id	id
This b*tch is nuts. Who would read a book by a woman.	biased	239612	106351
What do you call lingerie for Arabs? Socks.	biased	none	1355035
I am assuming a sequel is in the works, then?"	unbiased	282386	613423
What are the chances that a Jew had the number 8675309? 1 in 6 million	biased	none	812633

Table 3: Examples from the **MAB**

In 3 years from now, the Alaska Permanent Fund Dividend will be ZERO \$\$\$\$. Democrats will moan, wail, and scream that there is no more OTHER PEOPLES' MONEY to FREE GIFT. Alaskans will have to go back to living on what money they earn for themselves. The oil boom is over. It's bust time in Alaska.

The **SBICv2** dataset follows a similar assumption as the Jigsaw. This assumption is realistic and has been used in previous work in the literature (Nangia et al., 2020). We use the aggregated version of the dataset and the same bias threshold for the *offensiveYN* column in the sets. In the Jigsaw, we retained the old IDs so that we can always trace back useful features to the original data source, but the **SBICv2** did not use IDs. The **MAB** data statement is provided in the appendix (A.3). More details of the two base datasets are given in the following paragraphs.

Jigsaw The Jigsaw dataset⁷ is a multipurpose dataset that came about as a result of annotations by the civil comments platform. It has the following axes: gender, sexual orientation, religion, race/ethnicity, disability, and mental illness. It contains 1,804,874 comments in the training set and 97,320 comments in the test set. A small ratio (0.0539) was taken from the training set as part of the validation set for the **MAB** because the Jigsaw has no validation set and we wanted a validation set that is representative of the test set in size. The average of scores given by all the annotators is calculated to get the final values for all the labels. The Jigsaw was annotated by a total of almost 9,000 human raters, with a range of three to ten raters per comment. It is under CC0 licence in the public domain.

SBICv2 The dataset covers a variety of social biases implied in text, along the following axes:

⁷medium.com/jigsaw/creating-labeled-datasets-and-exploring-the-role-of-human-raters-56367b6db298

gender/sexuality, race/ethnicity, religion/culture, social/political, disability body/age, and victims. Each split of the dataset has an aggregated-per-post version. The annotations in **SBICv2** showed 82.4% pairwise agreement and Krippendorff $\alpha=0.45$ on average. There are no usernames in the dataset. The **SBICv2** is licensed under the CC-BY 4.0 license. The data is drawn from online posts from the following sources:

- - r/darkJokes, r/meanJokes, r/offensiveJokes (r: reddit)
- - Reddit microaggressions (Breitfeller et al., 2019)
- - Toxic language detection Twitter corpora (Waseem and Hovy, 2016; Davidson et al., 2017; Founta et al., 2018)
- - Data scraped from hate sites (Gab, Stormfront, r/incels, r/mensrights)

4 Experiments & Methods

All the experiments were conducted on two shared Nvidia DGX-1 machines running Ubuntu 18 and 20 with 8 x 32GB V100 and 8 x 40GB A100 GPUs, respectively. Each experiment is conducted multiple times and the average results reported. Wandb (Biewald, 2020), the experiment tracking tool, runs for 16 counts with bayesian optimization to suggest the best hyper-parameter combination for the initial learning rate (1e-3 - 2e-5) and epochs (6 - 10), given the importance of hyper-parameters (Adewumi et al., 2022a). These are then used to train the final models (on the Jigsaw, **SBICv2** and **MAB**), which are then used to evaluate their test sets, the *context* of the **SQuADv2** validation set and the *premise* of the **COPA** training set. Figure 4 in Appendix A.1 shows the wandb exploration for DeBERTa on **MAB** in parallel coordinates. We use the pretrained base models of RoBERTa (Liu et al., 2019), DeBERTa (He et al., 2021) and Electra (Clark et al., 2020), from the HuggingFace hub (Wolf et al., 2020). Average training time ranges from 41 minutes to 3 days, depending on the data size. Average test set evaluation time ranges from 4.8 minutes to over 72.3 hours.⁸

5 Results and Discussion

Across the results of the three models for the datasets in Table 4, we observe similar trends with

⁸when cputime is enforced, in fairness to others.

Model	unique samples	macro F1 \uparrow (s.d.)		bipol level \downarrow (s.d.)			error rate \downarrow
		dev	test	corpus	sentence	bipol (<i>b</i>)	fp/(fp+tp)
RoBERTa							
Jigsaw	97,320	0.88 (0)	0.778 (0)	0.244	0.919	0.225 (0)	0.236
SBICv2	4,691	0.763 (0.004)	0.796 (0.004)	0.755	0.711	0.538 (0.06)	0.117
MAB	102,011	0.877 (0)	0.780 (0)	0.246	0.925	0.227 (0)	0.198
COPA	400			0.03	0.917	0.027 (0)	> 0.198
SQuADv2	1,204			0.002	0	0	> 0.198
DeBERTa							
Jigsaw	97,320	0.877 (0.004)	0.771 (0)	0.239	0.914	0.218 (0)	0.222
SBICv2	4,691	0.767 (0)	0.83 (0)	0.754	0.712	0.537 (0)	0.116
MAB	102,011	0.876 (0.001)	0.773 (0)	0.239	0.923	0.22 (0)	0.2
COPA	400			0.035	1	0.035 (0)	> 0.2
SQuADv2	1,204			0.007	0.883	0.006 (0)	> 0.2
Electra							
Jigsaw	97,320	0.88 (0)	0.769 (0)	0.226	0.916	0.207 (0)	0.216
SBICv2	4,691	0.712 (0.002)	0.828 (0)	0.706	0.667	0.471 (0)	0.097
MAB	102,011	0.875 (0)	0.777 (0)	0.241	0.925	0.223 (0)	0.196
COPA	400			0.028	0.909	0.025 (0)	> 0.196
SQuADv2	1,204			0.004	0.587	0.002 (0)	> 0.196

Table 4: Average F1 and bipol scores. Lower is better for bipol and the positive error rate unlike F1. COPA and SQuADv2 are evaluated with the MAB-trained models and do not have F1 scores since we do not train on them.

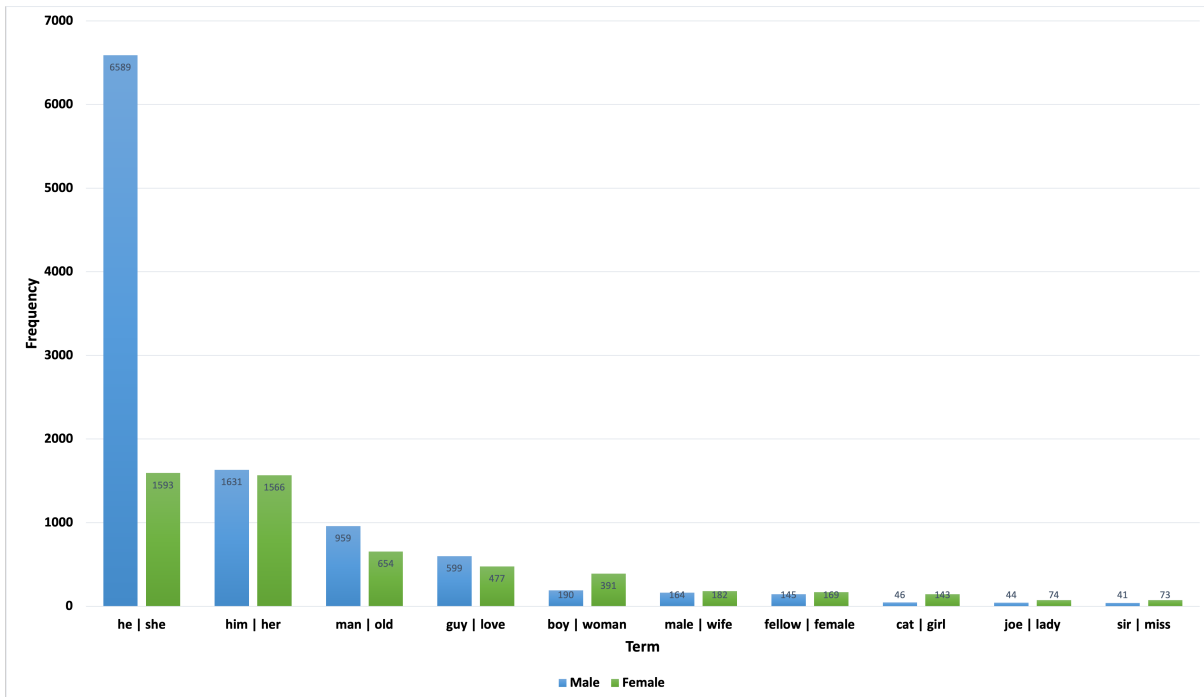


Figure 1: Top-10 gender frequent terms influencing bipol in the MAB test set after RoBERTa classification. Terms like *love* & *old* are associated with the female gender according to the lexica. However, when such subjective words are removed or put in both the male & female lexica, they cancel out from influencing bipol.

regards to all the metrics. This trend can be observed in the explainability bar graphs (Figures 1, 2 & 3) of the top-10 frequent terms in the gender axis as captured in step 2 of bipol. We also observe from the test set results that RoBERTa appears to be the best classifier except with SBICv2, possibly because of the suggested hyper-parameters. MAB-trained models are better than the Jigsaw-trained ones, though the Jigsaw shows the lowest bipol

scores out of the 3 datasets for training, with MAB following closely. The bipol scores for SBICv2 show more than 100% increase over any of the other datasets - suggesting it contains much more bias relative to the dataset size.

The two benchmark datasets (COPA and SQuADv2) also contain bias, though little, partly because the sets have very few unique samples. The models with the lowest positive error rates

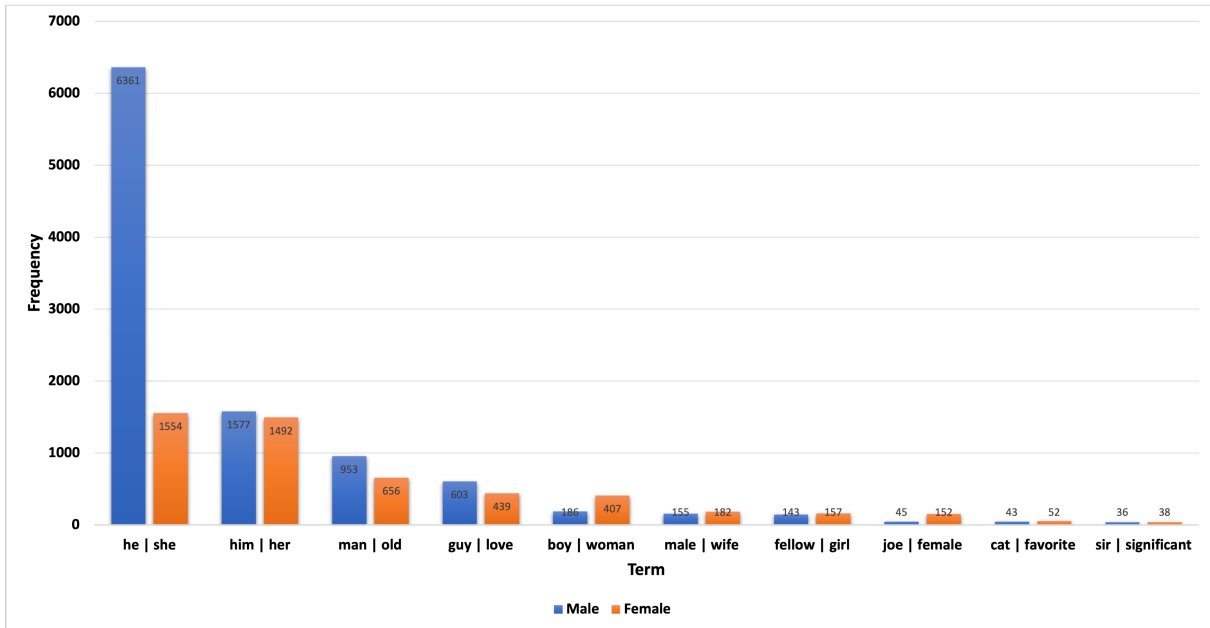


Figure 2: Top-10 gender frequent terms influencing bipolar in the **MAB** test set after DeBERTa classification. Terms like *love & old* are associated with the female gender according to the lexica. However, when such subjective words are removed or put in both the male & female lexica, they cancel out from influencing bipolar.

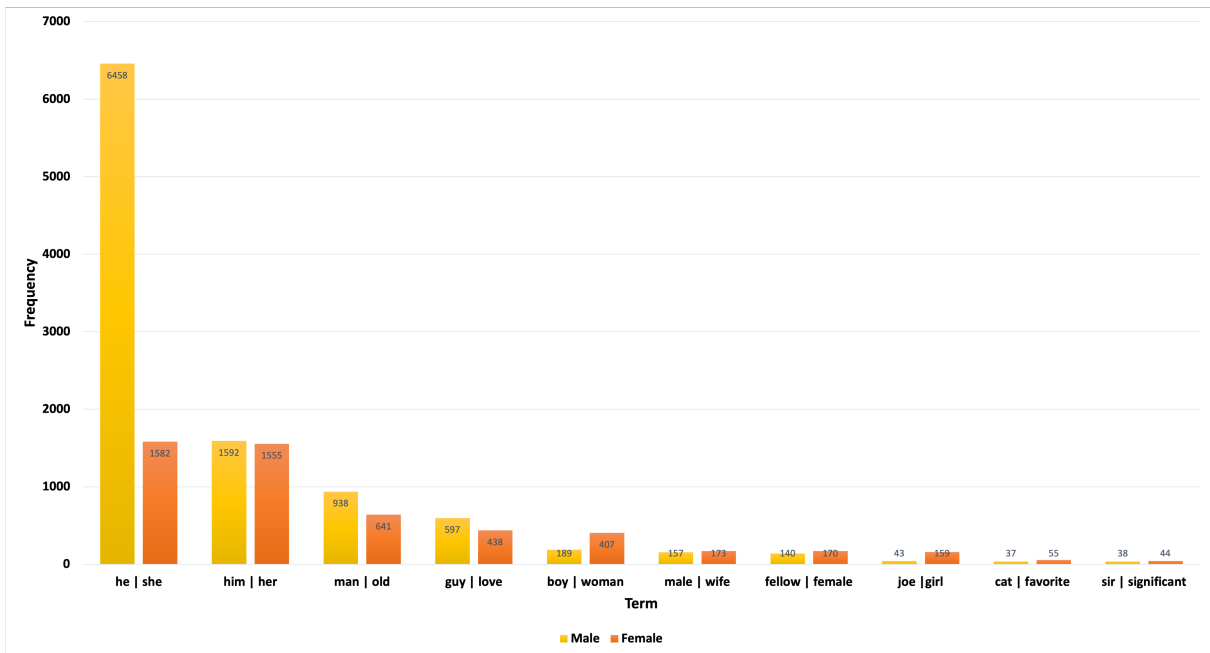


Figure 3: Top-10 gender frequent terms influencing bipolar in the **MAB** test set after Electra classification. Terms like *love & old* are associated with the female gender according to the lexica. However, when such subjective words are removed or put in both the male & female lexica, they cancel out from influencing bipolar.

are those trained on **Social Bias Inference Corpus v2 (SBICv2)**, however, when choosing a suitable model for evaluating other datasets, it's important to prioritize the size and representative nature of the training data the model was trained on. This is the reason why we used the **MAB**-trained models to estimate for **COPA** and **SQuADv2**. The error rate provides a lower bound of error for other datasets

while the size and representative nature of the training data determines the extent of generalisation of the model.

A snapshot of the explainability dictionary of lists of terms, which produced the chart in Figure 2, is given in Appendix A.2. From the bar charts, We observe that the **MAB** dataset has a strong male bias. In Figure 1, the top male term ('he') has a

frequency of 6,589 while 'she' has only 1,593. This follows a similar observation with other datasets (Fuertes-Olivera, 2007) or OneNote 5.0, a resource for training co-reference systems, that entities with gendered pronouns are over 80% male (Zhao et al., 2018). Furthermore, when highly subjective terms like *love*, *old*, *favorite*, and *significant* that are associated with the female gender in the lexica are removed or put in both the male and female lexica, they cancel out from influencing bipol.

Qualitative results: Some qualitative examples of perceived correct predictions using the MAB-trained DeBERTa model are given in Table 5. We chose the DeBERTa-MAB model for this analysis because it has the lowest bipol out of the three MAB-trained models since it presents the most challenging case to find successful examples. It appears the term *cowgirl*, in the first example in the table, is perceived as gendered, the same way chairman or spokesman is perceived as such (Romaine, 2001; Fuertes-Olivera, 2007).

examples	label	csv id
the cowgirl threw her lasso towards the horse.	biased	132
the flashlight was dead.	unbiased	136
i wrote a thankyou note to my grandmother	unbiased	139

Table 5: Examples of correct COPA predictions using MAB-trained DeBERTa model.

Some qualitative examples of correct predictions in SQuADv2 using the MAB-trained DeBERTa model are given in Table 6. It seems the third example (id: 989) in the table has many different viewpoints it's hard to find a justification for the model not to classify it as biased for at least one of them.

5.1 Error Analysis

Table 7 shows the prediction distribution for the models trained on MAB. Unbiased samples are more easily detected in the dataset because there are more of these in the training set. One way to improve the performance and the MAB dataset is to upsample the biased class. This may be done through counter-factual data augmentation (CDA) or sentence completion through generative models. Although bipol is designed to be data-agnostic, it is important to note that estimating bias on out-of-domain (OOD) datasets may result in less stellar performances of the metric. This is because

examples	label	csv id
many locals and tourists frequent the southern california coast for its popular beaches and the desert city of palm springs is popular for its resort feel and nearby open spaces.	unbiased	96
rugby is also a growing sport in southern california particularly at the high school level with increasing numbers of schools adding rugby as an official school sport.	unbiased	126
moderate and reformist islamists who accept and work within the democratic process include parties like the tunisian ennahda movement. jamaateislami of pakistan is basically a sociopolitical and democratic vanguard party but has also gained political influence through military coup d'état in past. the islamist groups like hezbollah in lebanon and hamas in palestine participate in democratic and political process as well as armed attacks seeking to abolish the state of israel. radical islamist organizations like alqaeda and the egyptian islamic jihad and groups such as the taliban entirely reject democracy often declaring as kuffar those muslims who support it see takfirism as well as calling for violentoffensive jihad or urging and conducting attacks on a religious basis.	biased	989

Table 6: Examples of correct SQuADv2 predictions using MAB-trained DeBERTa model.

the trained MAB models are based on MAB's 12 explicit bias axes (7 axes from the Jigsaw and 5 additional axes from SBICv2). Some qualitative examples of perceived incorrect predictions in COPA using the MAB-trained DeBERTa model are given in Table 8. The second example (id: 71), particularly, is considered incorrect since the definite article "the" is used to identify the subject "terrorist".

Model-Data	tn	fp	fn	tp
RoBERTa-MAB	63,565	4,976	13,371	20,099
DeBERTa-MAB	63,678	4,863	13,962	19,508
Electra-MAB	63,733	4,808	13,741	19,729

Table 7: Prediction distribution for the models on MAB.

6 Related Work

Previous studies on quantifying bias have used metrics such as odds ratio or vector word distance (Cryan et al., 2020). Odds ratio measures how likely a specific word is used to characterize a par-

examples	label	csv id
the woman dangled the biscuit above the dog.	biased	66
the terrorist set off the bomb.	biased	71
the boy got a black eye.	biased	347

Table 8: Examples of incorrect COPA predictions using MAB-trained DeBERTa model.

ticular gender (e.g. woman) rather than another. Meanwhile, vector word distance is used to measure bias by calculating the difference between the average distance of a word to a set of words belonging to different gender (Mikolov et al., 2013; Cryan et al., 2020). Dhamala et al. (2021) use sentiment to evaluate bias in religion.

In the study by Cryan et al. (2020), they compare model classification against lexicon method for gender bias. Our approach combines the strengths of both approaches. There have been several methods involving lexicon usage, as observed by Antoniuk and Mimno (2021), and they are usually constructed through crowd-sourcing, hand-selection, or drawn from prior work. Sengupta et al. (2021) introduced a library for measuring gender bias. It is based on word co-occurrence statistical methods.

Zhao et al. (2018) introduced WinoBias, which is focused on only gender bias for coreference resolution, similarly to Winogender by Rudinger et al. (2018). On the other hand, bipol is designed to be multi-axes and dataset-agnostic, to the extent the trained classifier and lexica allow. Besides, in both Zhao et al. (2018) and Rudinger et al. (2018), they focus on the English language and binary gender bias only (with some cases for neutral in Winogender). Both admit their approaches may demonstrate the presence of gender bias in a system, but not prove its absence. CrowS-Pairs, by Nangia et al. (2020), is a dataset of 1,508 pairs of more and less stereotypical examples that cover stereotypes in 9 axes of bias, which are presented to language models (LM) to determine their bias. It is similar to StereoSet, (for associative contexts), which measures 4 axes of social bias in LM (Nadeem et al., 2021). Table 9 below compares some of the metrics and bipol.

7 Conclusion

We introduce bipol and the MAB dataset. We also demonstrate the explainability of bipol. We believe the metric will help researchers to estimate bias in datasets in a more robust way in order to address

Metric/Evaluator	Axis	Lexicon Terms/Sentences
WinoBias (Zhao et al., 2018)	1	40 occupations
Winogender (Rudinger et al., 2018)	1	60 occupations
CrowS-Pairs Nangia et al. (2020)	9	3,016
StereoSet (Nadeem et al., 2021)	4	321 terms
Bipol (ours)	>2, 13*<	>45, 466*<

Table 9: Comparison of some metrics to bipol. (*As used in this work. The upper bounds are not limited by the bipol algorithm but the dataset & lexica.)

social bias in text. Future work may explore ways of minimising false positives in bias classifiers, address the data imbalance in the MAB training data, and how this work scales to other languages. A library with bipol may be produced to make it easy for users to deploy. Another issue is to have a system that can automatically determine if bias is in favour of or against a group.

Limitations

The models for estimating the biases in the datasets in step 1 are limited in scope, as they only cover certain number of axes (12). Therefore, a result of 0 on any dataset does not necessarily indicate a bias-free dataset. The MAB dataset was aggregated from the Jigsaw and SBICv2, which were annotated by humans who may have biases of their own, based on their cultural background or demographics. Hence, the final annotations may not be seen as absolute ground truth of social biases. Furthermore, satisfying multiple fairness criteria at the same time in ML models is known to be difficult (Speicher et al., 2018; Zafar et al., 2017), thus, bipol or these models, though designed to be robust, are not guaranteed to be completely bias-free. Effort was made to mask examples with offensive content in this paper.

References

- Tosin Adewumi, Foteini Liwicki, and Marcus Liwicki. 2022a. [Word2vec: Optimal hyperparameters and their impact on natural language processing downstream tasks](#). *Open Computer Science*, 12(1):134–141.
- Tosin Adewumi, Sana Sabah Sabry, Nosheen Abid, Foteini Liwicki, and Marcus Liwicki. 2022b. T5 for hate speech, augmented data and ensemble. *arXiv preprint arXiv:2210.05480*.
- Tosin P Adewumi, Foteini Liwicki, and Marcus Liwicki. 2019. Conversational systems in machine learning from the point of view of the philosophy of science—using alime chat and related studies. *Philosophies*, 4(3):41.

- Maria Antoniak and David Mimno. 2021. Bad seeds: Evaluating lexical methods for bias measurement. In *Proceedings of the 59th Annual Meeting of the Association for Computational Linguistics and the 11th International Joint Conference on Natural Language Processing (Volume 1: Long Papers)*, pages 1889–1904.
- Lukas Biewald. 2020. [Experiment tracking with weights and biases](#). Software available from wandb.com.
- Luke Breitfeller, Emily Ahn, David Jurgens, and Yulia Tsvetkov. 2019. [Finding microaggressions in the wild: A case for locating elusive phenomena in social media posts](#). In *Proceedings of the 2019 Conference on Empirical Methods in Natural Language Processing and the 9th International Joint Conference on Natural Language Processing (EMNLP-IJCNLP)*, pages 1664–1674, Hong Kong, China. Association for Computational Linguistics.
- John C Brigham. 1971. Ethnic stereotypes. *Psychological bulletin*, 76(1):15.
- Jaewoong Cho, Gyeongjo Hwang, and Changho Suh. 2020. [A fair classifier using mutual information](#). In *2020 IEEE International Symposium on Information Theory (ISIT)*, pages 2521–2526.
- Kevin Clark, Minh-Thang Luong, Quoc V Le, and Christopher D Manning. 2020. Electra: Pre-training text encoders as discriminators rather than generators. *arXiv preprint arXiv:2003.10555*.
- Jenna Cryan, Shiliang Tang, Xinyi Zhang, Miriam Metzger, Haitao Zheng, and Ben Y. Zhao. 2020. [Detecting gender stereotypes: Lexicon vs. supervised learning methods](#). In *Proceedings of the 2020 CHI Conference on Human Factors in Computing Systems, CHI '20*, page 1–11, New York, NY, USA. Association for Computing Machinery.
- Thomas Davidson, Dana Warmusley, Michael Macy, and Ingmar Weber. 2017. Automated hate speech detection and the problem of offensive language. In *Proceedings of the international AAAI conference on web and social media*, volume 11, pages 512–515.
- Jwala Dhamala, Tony Sun, Varun Kumar, Satyapriya Krishna, Yada Pruksachatkun, Kai-Wei Chang, and Rahul Gupta. 2021. [Bold: Dataset and metrics for measuring biases in open-ended language generation](#). In *ACM FAccT 2021*.
- TS Eliot. 2002. Personal bias in other critics. *Personal Bias in Literary Criticism: Dr. Johnson, Matthew Arnold, TS Eliot*, page 216.
- Bo Feng, Qiang Fu, Mianxiong Dong, Dong Guo, and Qiang Li. 2018. Multistage and elastic spam detection in mobile social networks through deep learning. *IEEE Network*, 32(4):15–21.
- Antigoni Maria Founta, Constantinos Djouvas, Despoina Chatzakou, Ilias Leontiadis, Jeremy Blackburn, Gianluca Stringhini, Athena Vakali, Michael Sirivianos, and Nicolas Kourtellis. 2018. Large scale crowdsourcing and characterization of twitter abusive behavior. In *Twelfth International AAAI Conference on Web and Social Media*.
- Pedro A Fuertes-Olivera. 2007. A corpus-based view of lexical gender in written business english. *English for Specific Purposes*, 26(2):219–234.
- Frances M Haemmerlie and Robert L Montgomery. 1991. Goldberg revisited: Pro-female evaluation bias and changed attitudes toward women by engineering students. *Journal of Social Behavior and Personality*, 6(2):179.
- Martyn Hammersley and Roger Gomm. 1997. Bias in social research. *Sociological research online*, 2(1):7–19.
- Pengcheng He, Xiaodong Liu, Jianfeng Gao, and Weizhu Chen. 2021. [Deberta: Decoding-enhanced bert with disentangled attention](#). In *International Conference on Learning Representations*.
- Simon Heron. 2009. Technologies for spam detection. *Network Security*, 2009(1):11–15.
- Brendan F Klare, Mark J Burge, Joshua C Klontz, Richard W Vorder Bruegge, and Anil K Jain. 2012. Face recognition performance: Role of demographic information. *IEEE Transactions on Information Forensics and Security*, 7(6):1789–1801.
- Yinhan Liu, Myle Ott, Naman Goyal, Jingfei Du, Mandar Joshi, Danqi Chen, Omer Levy, Mike Lewis, Luke Zettlemoyer, and Veselin Stoyanov. 2019. Roberta: A robustly optimized bert pretraining approach. *arXiv preprint arXiv:1907.11692*.
- Keith B Maddox. 2004. Perspectives on racial phenotypicity bias. *Personality and Social Psychology Review*, 8(4):383–401.
- Benjamin Markines, Ciro Cattuto, and Filippo Menczer. 2009. Social spam detection. In *Proceedings of the 5th international workshop on adversarial information retrieval on the web*, pages 41–48.
- Tomas Mikolov, Ilya Sutskever, Kai Chen, Greg S Corrado, and Jeff Dean. 2013. Distributed representations of words and phrases and their compositionality. In *Advances in neural information processing systems*, pages 3111–3119.
- Moin Nadeem, Anna Bethke, and Siva Reddy. 2021. [StereoSet: Measuring stereotypical bias in pre-trained language models](#). In *Proceedings of the 59th Annual Meeting of the Association for Computational Linguistics and the 11th International Joint Conference on Natural Language Processing (Volume 1: Long Papers)*, pages 5356–5371, Online. Association for Computational Linguistics.

- Nikita Nangia, Clara Vania, Rasika Bhalerao, and Samuel R. Bowman. 2020. [CrowS-pairs: A challenge dataset for measuring social biases in masked language models](#). In *Proceedings of the 2020 Conference on Empirical Methods in Natural Language Processing (EMNLP)*, pages 1953–1967, Online. Association for Computational Linguistics.
- Luca Oneto, Michele Doninini, Amon Elders, and Massimiliano Pontil. 2019. Taking advantage of multi-task learning for fair classification. In *Proceedings of the 2019 AAAI/ACM Conference on AI, Ethics, and Society*, pages 227–237.
- Geoff Pleiss, Manish Raghavan, Felix Wu, Jon Kleinberg, and Kilian Q Weinberger. 2017. [On fairness and calibration](#). In *Advances in Neural Information Processing Systems*, volume 30. Curran Associates, Inc.
- Inioluwa Deborah Raji, Timnit Gebru, Margaret Mitchell, Joy Buolamwini, Joonseok Lee, and Emily Denton. 2020. [Saving face: Investigating the ethical concerns of facial recognition auditing](#). In *Proceedings of the AAAI/ACM Conference on AI, Ethics, and Society*, AIES '20, page 145–151, New York, NY, USA. Association for Computing Machinery.
- Pranav Rajpurkar, Robin Jia, and Percy Liang. 2018. [Know what you don't know: Unanswerable questions for SQuAD](#). In *Proceedings of the 56th Annual Meeting of the Association for Computational Linguistics (Volume 2: Short Papers)*, pages 784–789, Melbourne, Australia. Association for Computational Linguistics.
- Melissa Roemmele, Cosmin Adrian Bejan, and Andrew S Gordon. 2011. Choice of plausible alternatives: An evaluation of commonsense causal reasoning. In *AAAI spring symposium: logical formalizations of commonsense reasoning*, pages 90–95.
- Suzanne Romaine. 2001. A corpus-based view of gender in british and american english. *Gender across languages*, 1(2001):153–175.
- Rachel Rudinger, Jason Naradowsky, Brian Leonard, and Benjamin Van Durme. 2018. [Gender bias in coreference resolution](#). In *Proceedings of the 2018 Conference of the North American Chapter of the Association for Computational Linguistics: Human Language Technologies, Volume 2 (Short Papers)*, pages 8–14, New Orleans, Louisiana. Association for Computational Linguistics.
- Maarten Sap, Saadia Gabriel, Lianhui Qin, Dan Jurafsky, Noah A. Smith, and Yejin Choi. 2020. [Social bias frames: Reasoning about social and power implications of language](#). In *Proceedings of the 58th Annual Meeting of the Association for Computational Linguistics*, pages 5477–5490, Online. Association for Computational Linguistics.
- Kinshuk Sengupta, Rana Maher, Declan Groves, and Chantal Olieman. 2021. [Genbit: measure and mitigate gender bias in language datasets](#). *Microsoft Journal of Applied Research*, 16:63–71.
- Eric Michael Smith, Melissa Hall, Melanie Kambadur, Eleonora Presani, and Adina Williams. 2022. [“I’m sorry to hear that”](#): Finding new biases in language models with a holistic descriptor dataset. In *Proceedings of the 2022 Conference on Empirical Methods in Natural Language Processing*, pages 9180–9211, Abu Dhabi, United Arab Emirates. Association for Computational Linguistics.
- Till Speicher, Hoda Heidari, Nina Grgic-Hlaca, Krishna P Gummadi, Adish Singla, Adrian Weller, and Muhammad Bilal Zafar. 2018. A unified approach to quantifying algorithmic unfairness: Measuring individual & group unfairness via inequality indices. In *Proceedings of the 24th ACM SIGKDD international conference on knowledge discovery & data mining*, pages 2239–2248.
- Zeerak Waseem and Dirk Hovy. 2016. [Hateful symbols or hateful people? predictive features for hate speech detection on Twitter](#). In *Proceedings of the NAACL Student Research Workshop*, pages 88–93, San Diego, California. Association for Computational Linguistics.
- Thomas Wolf, Lysandre Debut, Victor Sanh, Julien Chaumond, Clement Delangue, Anthony Moi, Pierric Cistac, Tim Rault, Remi Louf, Morgan Funtowicz, Joe Davison, Sam Shleifer, Patrick von Platen, Clara Ma, Yacine Jernite, Julien Plu, Canwen Xu, Teven Le Scao, Sylvain Gugger, Mariama Drame, Quentin Lhoest, and Alexander Rush. 2020. [Transformers: State-of-the-art natural language processing](#). In *Proceedings of the 2020 Conference on Empirical Methods in Natural Language Processing: System Demonstrations*, pages 38–45, Online. Association for Computational Linguistics.
- Muhammad Bilal Zafar, Isabel Valera, Manuel Gomez Rogriguez, and Krishna P. Gummadi. 2017. [Fairness Constraints: Mechanisms for Fair Classification](#). In *Proceedings of the 20th International Conference on Artificial Intelligence and Statistics*, volume 54 of *Proceedings of Machine Learning Research*, pages 962–970. PMLR.
- Jieyu Zhao, Tianlu Wang, Mark Yatskar, Vicente Ordonez, and Kai-Wei Chang. 2017. [Men also like shopping: Reducing gender bias amplification using corpus-level constraints](#). In *Proceedings of the 2017 Conference on Empirical Methods in Natural Language Processing*, pages 2979–2989, Copenhagen, Denmark. Association for Computational Linguistics.
- Jieyu Zhao, Tianlu Wang, Mark Yatskar, Vicente Ordonez, and Kai-Wei Chang. 2018. [Gender bias in coreference resolution: Evaluation and debiasing methods](#). In *Proceedings of the 2018 Conference of the North American Chapter of the Association for Computational Linguistics: Human Language Technologies, Volume 2 (Short Papers)*, pages 15–20, New Orleans, Louisiana. Association for Computational Linguistics.

A Appendix

A.1 Methods

The first 10 terms in the lexica:

- Racial_white: ang mo, Ann, Armo, Balija, Banderite, Beaney, Boche, bosche, bosch, Boer hater
- Racial_black: nigga, negro, Abid, Abeed, nigger rigging, Alligator bait, Ann, ape, Aunt Jemima, Bachicha
- Gender_male: he, him, boy, man, male, guy, masculine, virile, manly, man-sized
- Gender_female: she, her, woman, lady, female, girl, skirt, madam, gentlewoman, madame
- Religious_christian: Advent, Almah, Amen, Ancient of Days, Anno Domini, Anointing, Antichrist, Antilegomena, Antinomianism, Apocalypse
- Religious_muslim: 'Abd, 'Adab, 'Adhan, 'Adl, AH, 'Abad, 'Ahkam, 'Ahl al-Bayt, 'Ahl al-Fatrah, 'Ahl al-Kitab
- Religious_hindu: Arti, Abhisheka, Acharya, Adharma, Adivasis, Advaita, Agastya, Agni, Ahamkara, Akshaya Tritiya

: 0, ' miss ': 67, ' mademoiselle ': 1, ' señorita ': 0, ' babe ': 3, ' girlfriend ': 32, ' lover ': 12, ' mistress ': 5, ' ladylove ': 0, ' inamorata ': 0, ' gill ': 1, ' old ': 656, ' beloved ': 16, ' dear ': 35, ' sweetheart ': 4, ' sweet ': 25, ' flame ': 5, ' love ': 439, ' valentine ': 1, ' favorite ': 52, ' moll ': 0, ' darling ': 8, ' honey ': 9, ' significant ': 38, ' wife ': 182, ' wifey ': 0, ' missus ': 0, ' helpmate ': 0, ' helpmeet ': 0, ' spouse ': 15, ' bride ': 1, ' partner ': 30, ' missis ': 0, ' widow ': 5, ' housewife ': 1, ' mrs ': 8, ' matron ': 0, ' soul ': 34, ' mate ': 5, ' housekeeper ': 1, ' dowager ': 0, ' companion ': 1, ' homemaker ': 0, ' consort ': 1, ' better half ': 1, ' hausfrau ': 0, ' stay-at-home ': 0, ' he ': 6361, ' him ': 1577, ' boy ': 186, ' man ': 953, ' male ': 155, ' guy ': 603, ' masculine ': 4, ' virile ': 0, ' manly ': 4, ' man-sized ': 0, ' hypermasculine ': 0, ' macho ': 3, ' mannish ': 0, ' manlike ': 0, ' man-size ': 0, ' hairy-chested ': 0, ' butch ': 0, ' ultramasculine ': 0, ' boyish ': 0, ' tomboyish ': 0, ' hoydenish ': 0, ' amazonian ': 0, ' gentleman ': 13, ' dude ': 64, ' fellow ': 143, ' cat ': 43, ' gent ': 0, ' fella ': 2, ' lad ': 1, ' bloke ': 0, ' bastard ': 9, ' joe ': 45, ' chap ': 2, ' chappie ': 0, ' hombre ': 0, ' galoot ': 0, ' buck ': 25, ' joker ': 2, ' mister ': 3, ' jack ': 20, ' sir ': 36, ' master ': 26, ' buddy ': 25, ' buster ': 3], 'racial': [' nigga ': 61, ' negro ': 24, ... }

A.3 Data Card

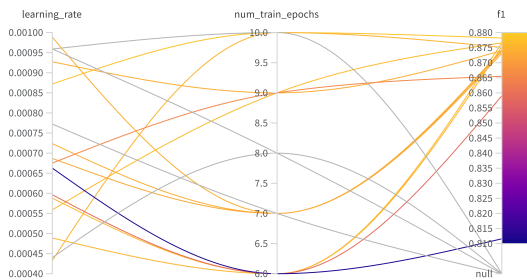


Figure 4: Hyper-parameter optimization parallel coordinates for DeBERTa on MAB

A.2 Results

{ 'gender': [' she ': 1554, ' her ': 1492, ' woman ': 407, ' lady ': 65, ' female ': 152, ' girl ': 157, ' skirt ': 5, ' madam ': 0, ' gentlewoman ': 0, ' madame ': 2, ' dame ': 3, ' gal ': 5, ' maiden ': 0, ' maid ': 2, ' damsel ': 0, ' senora ': 0, ' lass ': 0, ' beauty ': 16, ' ingenue ': 0, ' belle ': 0, ' doll ': 7, ' señora ': 0, ' seniorita ': 0, ' lassie ': 0, ' ingénue

Data statement for the English [multi-axes bias dataset \(MAB\)](#)

Characteristics	Details
Curation rationale	To create a large, labelled, high-quality dataset for training models in social bias detection and classification.
Dataset language	English
	Demographics of contributors
Contributors	Automatically aggregated from the Jigsaw and Social Bias Inference Corpus v2 (SBICv2)
Age	-
Gender	-
Language	-
	Demographics of annotators
No of annotators	Automatically annotated with an algorithm. Two classes: <i>biased & unbiased</i>
	Data characteristics
Total samples	1,946,975
Total natural languages	English
Training set size	1,742,977
Validation set size	101,987
Test set size	102,011
Bias axes covered	gender, sexual orientation, religion, race, ethnicity, disability, mental illness, culture, social, political, age, and victims.
Base data	The Jigsaw and Social Bias Inference Corpus v2 (SBICv2)
	Others
Licence	CC-BY 4.0.

Table 10