
LAST-LAYER FAIRNESS FINE-TUNING IS SIMPLE AND EFFECTIVE FOR NEURAL NETWORKS

Yuzhen Mao

Simon Fraser University
yuzhenm@sfu.ca

Zhun Deng

Harvard University
zhundeng@g.harvard.edu

Huaxiu Yao

Stanford University
huaxiu@cs.stanford.edu

Ting Ye

University of Washington
tingye1@uw.edu

Kenji Kawaguchi

National University of Singapore
kenji@comp.nus.edu.sg

James Zou

Stanford University
jamesz@stanford.edu

ABSTRACT

As machine learning has been deployed ubiquitously across applications in modern data science, algorithmic fairness has become a great concern and varieties of fairness criteria have been proposed. Among them, imposing fairness constraints during learning, i.e. in-processing fair training, has been a popular type of training method because they don't require accessing sensitive attributes during test time in contrast to post-processing methods. Although imposing fairness constraints have been studied extensively for classical machine learning models, the effect these techniques have on deep neural networks is still unclear. Recent research has shown that adding fairness constraints to the objective function leads to severe over-fitting to fairness criteria in large models, and how to solve this challenge is an important open question. To address this challenge, we leverage the wisdom and power of pre-training and fine-tuning and develop a simple but novel framework to train fair neural networks in an efficient and inexpensive way. We conduct comprehensive experiments on two popular image datasets with state-of-art architectures under different fairness notions to show that last-layer fine-tuning is sufficient for promoting fairness of the deep neural network. Our framework brings new insights into representation learning in training fair neural networks.

1 Introduction

The social impacts of machine learning systems deployed in our daily lives are getting increasing attention in modern data science. Great efforts have been put into understanding and correcting biases in algorithms [10, 7]. However, most of the research has been conducted on understanding and correcting biases in classical machine learning models and simple datasets such as regression models and the adult income dataset [5]. In contrast, in modern data science, tasks are more complex (e.g. classification on high dimensional datasets such as images), and over-parameterized models such as neural networks are deployed, which have been proven to reach the state-of-art in prediction performance. Thus, it is critical to study and understand how fairness techniques work on modern architectures.

Among all fairness techniques, in-processing fair training, which imposes fairness constraints during learning, have been a popular type of fair training method given the advantage of not requiring to access sensitive attributes during test time as post-processing methods [12, 10] and can more efficiently use the information of labels compared with pre-processing methods [18]. However, as pointed out by [2] in-processing techniques are less effective for over-parameterized large neural networks because the model can easily overfit the fairness objectives during training, especially when the training data is imbalanced, as we can see in Figure 1. [2] raised this fairness over-fitting issue as an open challenge. Although a following work [4] further investigates the challenge and provides a margin-based method to mitigate the over-fitting issue, their method is *computationally expensive* since they need to search margin-related parameters in a wide range, for every parameter in that range, their approach requires to train a corresponding full neural network (see Section 3.1 for a more detailed discussion on the challenge).

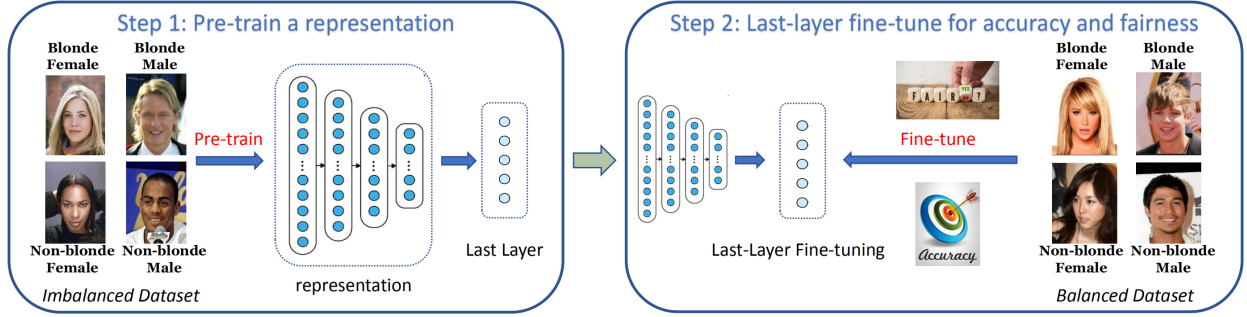


Figure 2: **Scheme of our approach.** We propose a simple framework to obtain fair neural networks by in-processing techniques. (1) We first obtain a representation by training a model via standard empirical risk minimization on the dataset (possibly imbalanced). (2) Next, we only fine-tune the last layer of the model on a balanced version of the original dataset via varieties of in-processing techniques in fairness.

In this paper, we aim to tackle the challenge mentioned above and avoid the issue of overfitting the fairness criteria in an *efficient and inexpensive* way when training neural networks. We focus on pre-training and fine-tuning, which have been proven to be useful techniques in obtaining powerful neural networks and are widely applied in state-of-the-art object detection. According to [13], re-training the last layer of suitably pre-trained representations can reduce vulnerability to spurious correlation, and thus significantly improve prediction accuracy on imbalanced dataset and model robustness to covariate shift. A natural question induced by that is:

“Will fine-tune the last layer or a small fraction of a standard-trained neural network with fair training methods be enough to obtain a fair neural network?”

We provide a positive answer to the above question. As our *main contribution*, we leverage the wisdom and power of pre-training and fine-tuning so as to develop a simple but effective framework to train fair neural networks in an efficient and inexpensive way: (1) pre-training to obtain a representation by standard empirical risk minimization; (2) fine-tuning a few extra layers of neural networks by imposing fairness constraints while fixing the obtained representation (more details in Section 4). In addition, we further show that our method can even work for out-of-domain data by fine-tuning while we only train the representation on a source dataset. Finally, we also explore whether fine-tuning other structures beyond the last layer of neural networks can perform well (see details in Section 5.6).

The code of our proposed method is published at <https://github.com/yuzhenmao/Fairness-Finetuning>.

1.1 Related work

Fairness in machine learning. Fairness in machine learning has been the focus of much research in recent years. A growing body of literature has aimed at addressing the potential biases in machine learning models with respect to sensitive attributes such as race, gender, and age [21, 11, 10]. Researchers have proposed various fairness metrics and algorithms to mitigate such biases, including group fairness [7, 1], individual fairness [6, 20], and causal fairness [9]. Another existing approach involves modifying the learning algorithm to ensure that the machine learning model is fair with respect to certain protected groups [21]. This has led to the development of various algorithmic fairness techniques, such as data reweighting, adversarial debiasing, and regularization-based methods. The challenge lies in balancing fairness and accuracy, as the former can sometimes come at the cost of the latter [3].

Last layer fine-tuning. Previous works [16, 13] have shown that instead of updating all the parameters of the model, only fine-tuning the last layer(s) can still match or even achieve better performance for spurious correlation and distribution shifts. Specifically, this approach involves training the last layer of a pre-trained neural network on a smaller, more specific dataset, with the aim of fine-tuning the model to perform well on this specific task. By using a

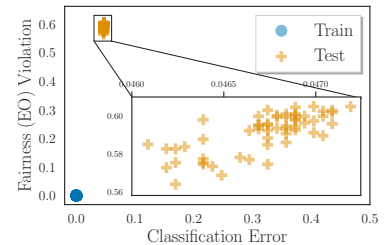


Figure 1: Authorized to use by [4]: each marker is to a well-trained ResNet-10 model trained on an imbalanced image classification dataset CelebA ([17]). The generalization of fairness constraints (EO) mu compared that on classification error.

pre-trained network as a starting point, last layer fine-tuning reduces the risk of over-fitting, as the initial layers have already learned high-level features from a large dataset. Another advantage of last-layer fine-tuning is that it can be time and computational resources efficient compared with training a network from scratch, since the pre-trained weights provide a good initialization point, allowing the network to converge faster.

2 Preliminaries

2.1 Notation

We consider a dataset consists of triplets, i.e. $\mathcal{D} = \{(x_i, a_i, y_i)\}_{i=1}^N$, where for each triplet, x_i is the feature vector drawn from an input distribution over \mathcal{X} , $a_i \in \mathcal{A}$ denotes the corresponding sensitive attribute such as race or gender, and $y_i \in \mathcal{Y}$ is the corresponding label. Throughout the paper, for simplicity, we only consider a and y as binary variables, where $a \in \{0, 1\}$ and $y \in \{0, 1\}$. However, our method can easily be generalized to multiple sensitive attributes and multi-class scenarios. We further denote the cross entropy loss as $\hat{L}(h) = -\frac{1}{m} \sum_{i=1}^m y_i \cdot \log(p(h(x_i)))$, where $p \circ h$ is the estimation of the prediction probability for the correct class for a sample x_i , and p is a soft-max function.

2.2 Fairness notions

In standard supervised learning tasks, people aim to train a model $h \in \mathcal{H} : \mathcal{X} \mapsto \mathcal{Y}$, where $\hat{y}_i = h(x_i)$ is the prediction of y_i for a given feature vector x_i . For example, in the CelebA dataset [17], the task is to classify the hair color of the celebrity in the image and use gender as the sensitive attribute. In CelebA dataset, there are four different groups corresponding to four different combinations of (y_i, a_i) : Blonde woman (\mathcal{G}_1), blonde man (\mathcal{G}_2), Non-blond woman (\mathcal{G}_3) and Non-blond man (\mathcal{G}_4). Since \mathcal{G}_2 contains only 1% images of the whole dataset, it is referred as the *minority group*. For larger groups such as \mathcal{G}_1 and \mathcal{G}_4 , we refer them as *majority groups*. This imbalance existing in the dataset usually results in an unfairly biased model with standard training. To de-bias the model and make it “fairer”, people propose adding varieties of additional fairness constraints (regularization terms) to objective functions to achieve model fairness. Specifically, in this paper, we mainly focus on the following three popular fairness notions which have been widely used in the previous literature: Equalized Odds (EO), Accuracy Equality (AE) and Max-Min Fairness (MMF). In this paper, we don’t discuss notions such as Disparate Impact or Demographic Parity because their definitions are problematic in the way that they cannot distinguish qualified individuals from others in each group [10] and in general cannot align with the model accuracy well.

Equalized odds. Equalized odds requires, given the true label y , an algorithm’s decisions/outcomes do not depend on the sensitive attributes of individuals, such as race, gender, or age, which indicates that \hat{y} is conditionally independent of the sensitive attribute a given y . In other words, it means that the false positive rate and false negative rate should be the same for all groups, so that no group is unfairly disadvantaged. Equalized odds is defined as [10]:

$$\mathbb{P}(\hat{y} = 1 \mid a = 0, y = y) = \mathbb{P}(\hat{y} = 1 \mid a = 1, y = y) \quad (1)$$

To enforce equalized odds in practice, one way people implement in training is to minimize the following objectives [19, 2]:

$$\min_h \left[\hat{L}(h) + \alpha(fpr + fnr) \right] \quad (2)$$

for a given predefined weight α , where

$$fpr = \left| \frac{\sum_i p_i (1 - y_i) a_i}{\sum_i a_i} - \frac{\sum_i p_i (1 - y_i) (1 - a_i)}{\sum_i (1 - a_i)} \right|$$

$$fnr = \left| \frac{\sum_i (1 - p_i) y_i a_i}{\sum_i a_i} - \frac{\sum_i (1 - p_i) y_i (1 - a_i)}{\sum_i (1 - a_i)} \right|.$$

Here, p_i denotes a softmax output (binary prediction task) of the model h and \hat{L} is the empirical cross-entropy loss. More details are in Section 5.

Accuracy equality. Accuracy equality requires an algorithm produces outcomes that are (approximately) equally accurate for individuals belonging to different protected groups. Its goal is to ensure that an algorithm does not unfairly advantage or disadvantage certain groups, and instead provides equally accurate predictions for all individuals. In other

words, a model satisfies accuracy equality if its misclassification rates are equal across different sensitive groups [21]. Accuracy equality is defined as:

$$\mathbb{P}(\hat{y} \neq y \mid a = 0) = \mathbb{P}(\hat{y} \neq y \mid a = 1) \quad (3)$$

To enforce accuracy equality in practice, one way people implement in training is to minimize the following objective:

$$\min_h \left[\hat{L}(h) + \alpha \left| \hat{L}^{a+}(h) - \hat{L}^{a-}(h) \right| \right] \quad (4)$$

for a given predefined weight α , where $\hat{L}^{a+}(h)$ is the cross entropy loss of samples with $a = 1$, and $\hat{L}^{a-}(h)$ is the cross entropy loss of samples with $a = 0$.

Max-Min fairness. Max-min fairness focuses on maximizing the performance of the worse-off group, i.e., the group with the lowest utility [14, 2]. It is defined as:

$$\max \min_{y \in \mathcal{Y}, a \in \mathcal{A}} \mathbb{P}(\hat{y} = y \mid y, a) \quad (5)$$

To satisfy max-min fairness, people aim to minimize the following objective [2]:

$$\min_h \max \left\{ \hat{L}^{(y+, a+)}(h), \hat{L}^{(y+, a-)}(h), \hat{L}^{(y-, a+)}(h), \hat{L}^{(y-, a-)}(h) \right\}, \quad (6)$$

where $\hat{L}^{(y', a')}(h)$ denotes the cross-entropy loss on the training samples where $y = y'$ and $a = a'$.

3 Problem Background

3.1 Challenges in training fair neural networks with in-processing techniques

To tackle fairness concerns in modern data science, researchers have proposed and formalized various notions of fairness as well as methods for mitigating unfair behavior. However, as pointed out by [2, 4] and our introduction section, the effectiveness of in-processing techniques in fairness that impose fairness constraints on modern structures such as deep neural networks is unclear and still under exploration. Specifically, Cherepanova et al. [2] observe that large models overfit to fairness objectives and produce a range of unintended and undesirable consequences by conducting studies on both facial recognition and automated medical diagnosis datasets using state-of-the-art architectures. They empirically emphasize the over-fitting issue in training fair neural networks, where models trained with fairness constraints become too closely aligned with the training data, leading to poor performance on unseen data in terms of fairness.

Their studies are mainly based on two main approaches for rectifying unfair behavior. (1) The first one is to impose the fairness constraints or regularizers on the training objective and train the *full* neural network. Based on the experiments, they find the model shows excellent performance on the training set and appears to be fair, in terms of the difference in AUC (see details in Section 5) values for different sensitive attributes. However, upon evaluation on the test set, models trained with fairness constraints can be proven to be even less fair compared to a baseline model, which indicates a very serious over-fitting issue. Increasing the strength of the constraints results in a higher accuracy trade-off, but it still fails to significantly improve fairness on the validation and test sets. Cherepanova et al. attribute this to the over-parameterized nature of deep neural networks and the fluid decision boundary it creates. (2) They also try to only apply fairness penalties on a holdout set after training a model without fairness constraints and fine-tune the *full* neural network on the hold-out set. They assume that the ineffectiveness of fairness constraints on the training set is due to the high training accuracy, which makes the models appear fair regardless of their performance during testing. However, the issue of over-fitting remains prevalent, that is, the fairness is achieved on the train dataset but cannot be generalized to unseen data.

In addition, [4] observes the same over-fitting phenomenon with respect to fairness criteria and identifies data imbalance over both sensitive attributes and class as a key challenge in the training of fair models. The skewness can amplify the over-fitting in large models that are biased towards predicting the class with more samples, leading to lower accuracy for the underrepresented class and discrimination in real-world applications. [4] provides a margin-based method to mitigate the over-fitting issue, but their method is *computationally expensive* because they need to search certain margin parameters in a wide range, and need to train a full neural network for each parameter in the search range.

3.2 Our Inspiration: standard training can still learn core features on imbalanced datasets

In addition to the previous success of pre-training and fine-tuning in mitigating the issue of spurious correlation [13], our inspiration is also drawn from the observation that core features can still be learned by standard training on imbalanced

datasets such as CelebA and CheXpert, which can be used to enable accurate predictions for minority groups in the later fine-tuning phase.

To access this property, we evaluate the ResNet-18 model that has been trained on the original CelebA dataset using empirical risk minimization (ERM), on a customized hair-only dataset D_H , which contains 29,300 sampled images of the hair segmented from the original training images using the mask from [15] on uniform grey background. In order to effectively examine whether the model has learned the core features that are relevant to the labels and whether these features have been properly encoded in the preceding layers before the final layer, we divide the D_H into two sets: D_H^{Tr} and D_H^{Te} . D_H^{Tr} is evenly balanced and comprises 107 images from each (a, y) group, totaling 428 images. On the other hand, D_H^{Te} includes the remaining 28,872 images, with at least 107 images per group. Then we fine-tune the last layer of the model on D_H^{Tr} and evaluate it on D_H^{Te} . We repeat this process with the model pre-trained on a balanced dataset sampled from the original training dataset, as a comparison to the model pre-trained on the original imbalanced dataset. We present the mean and the worst group accuracy of all the experiments mentioned above in Table 1. We also include the results on the original test dataset without fine-tuning for comparison purposes. Based on the results, we find that there is a significant discrepancy between the mean and worst group accuracy on the original test data, which means that the standard-trained full model is heavily influenced by the imbalanced training dataset, leading to poor performance on minority groups. On the other hand, we find the last-layer-fine-tuned model achieves very good performance on the hair-only dataset with 86% and 82% worst group accuracy. This results indicate that although the model trained on the imbalanced dataset under-performs on the minority groups, it can still learn the core features which are relevant to the classification task, and only need simple fine-tuning to perform accurate predictions on the core features. This conclusion also well supports the method we analyze in the following sections.

Train	Test (Worst/Mean)	
	Original	Hair-only
Original	0.268/0.946	0.863/0.878
Balanced	0.789/0.835	0.827/0.843

Table 1: Representation learning on CelebA. The column Original corresponds to directly evaluate on the original test dataset. The column Hair-only corresponds to last-layer fine-tuned results on the sampled hair-only dataset D_H^{Te} .

4 Our Main Approach: Fair Deep Feature Reweighting

In [2], the authors point out over-parameterization of a neural network lead to the over-fitting of fairness criteria since over-parameterization makes the learned neural network’s decision boundary highly flexible, and trying to fit the boundaries to meet fairness criteria for one attribute can negatively impact fairness with regards to another sensitive attribute. However, over-parameterization has been a key for neural networks to achieve high accuracy in prediction, especially for those neural networks designed to tackle challenging tasks. Inspired by previous work [13] on spurious correlation, in this section, we show how to solve this dilemma in a simple way based on pre-training and fine-tuning, and we call our method *fair deep feature reweighting*. Our method not only provides answers to the challenges brought up by [2], but it is also surprisingly simple and computationally cheap. Our approach also reveals an interesting future direction for research on fairness.

Step 1: pre-train a representation. As discussed in Section 3.2 and previous works [16, 13], standard training by doing empirical risk minimization (ERM) is enough to obtain representations that capture core features of input in many cases. With this spirit, we first train a neural network \mathcal{N} with ERM and obtain a representation Φ , which is the sub-neural-network from the first layer to the next to the last layer of \mathcal{N} , i.e. $\mathcal{N} = w \circ \Phi$, where w is the last layer.

Step 2: fine-tune the last layer with reweighting and fairness constraints. We then fix Φ and improve model fairness through last-layer fine-tuning by incorporating fairness constraints (Eq. 2 & 4 & 6) and data reweighting obtain a new last layer w^{new} and another neural network $\mathcal{N}^{new} = w^{new} \circ \Phi$. Specifically, for data reweighting, we first sample a small dataset D_r from the training dataset D and the validation dataset \tilde{D} . Each (a, y) group in D_r has the same number of samples, where a and y represent the sensitive attribute and the label respectively. We then train w^{new} from scratch on the balanced dataset D_r with standard ERM and fairness constraints.

In summary, fair deep feature reweighting, which only requires updating the parameters of the last layer when training with fairness constraints, avoids the over-parameterization issue described in [2] and reduces the risk of over-fitting. In addition, with respect to fairness, data reweighting can also be particularly beneficial in correcting models that have been negatively impacted by imbalanced training datasets, where one class is heavily overrepresented compared to others. Our approach allows the model to better capture patterns in the data, leading to improved fairness in its performance.

Intuition behind our approach. As implied by our observation in Section 3.2, ERM can already encode the information of core features well in a representation and we only need to further compose the representation with a linear structure to recover those core features and used them to predict. Since the fairness criteria are imposed only at the fine-tuning phase, we will not suffer from over-fitting problems.

4.1 Fair Deep Feature Reweighting with Out-of-domain Data

Last layer fine-tuning is also widely used in transfer learning [22, 23], i.e. fixed-feature transfer learning, where the pre-trained network with the source dataset \mathcal{D}_S is fine-tuned on a previously unseen but related target dataset \mathcal{D}_T , which is also referred as out-of-distribution (OOD) generalization. The fixed-feature transfer learning is widely adopted in practice because datasets in many areas such as medical care or finance are scarce, so training a representation on abundant public available data can be really helpful in promoting model performance. For example, we may only have limited number of pictures of blood samples of soldier to determine their health status or predict certain type of disease, but we can pool the blood related data from hospitals to pre-train a representation and further fine-tune the model on the soldier’s blood samples.

In this paper, we further explore whether fair deep feature reweighting still works in the scenario of out-of-domain generalization, i.e. our final goal is to ensure fairness criteria and other performance measures such as high prediction accuracy are satisfied on \mathcal{D}_T , while the representation is obtained on \mathcal{D}_S . This problem is particularly important and challenging when there exists a distribution shift, as the bias learned by the pre-trained network might be amplified during the fine-tuning process, which could result in unfair outcomes for certain groups, leading to ethical and legal concerns. Accordingly, we conduct the experiment and empirically demonstrate that our approach still works in maintaining the fairness of the model during OOD transfer. We present the results in Section 5.5.

5 Experiments

5.1 Overview

In this section, we provide detailed experimental results to support our proposed approach and conduct the experiments in the following different scenarios. (1) We first compare our methods with different baselines by measuring model fairness violation and prediction accuracy for different fairness notions on two popular datasets: CelebA and CheXpert, where the previous one is a facial recognition dataset, and the latter one is a medical image dataset. (2) We then assess these methods in the transfer learning setting, where the representation is obtained by pre-training on an abundant source dataset, then we fine-tune the last layer on our target dataset. (3) We finally show that the model fairness can be improved using surgical fine-tuning [16] which is an extended version of the last layer fine-tuning.

5.2 Experiment Setup

5.2.1 Dataset Description

We mainly conduct our experiments on two popular datasets in facial recognition and medical image classification. Both datasets are of high dimension and have been widely used in prior deep learning and fairness studies. We provide a comprehensive description of the datasets and the corresponding tasks as follows. We create the following four datasets for each of them – training set, validation set, test set, and a balanced dataset used for fine-tuning.

- **CelebA**: a large-scale dataset of celebrity faces, including over 200k images with annotations of 40 different attributes such as facial landmarks, gender, age, hair color, glasses, etc [17]. In the experiment, we select hair color (blonde or not) as the label y to predict, and use gender (male or not) as the sensitive attribute a . The data distribution is presented in Figure 4. In particular, (male, blonde hair) which only contains 1% of the total images, is the minority group of this dataset. We follow the dataset splitting format in the original paper and list the details in Tabel 2. We construct a balanced sub-dataset by sampling from the original training and validation datasets based on the number of images in the minority group. Specifically, we select 1,569 images per (y, a) group, yielding a total of 6,276 images in the balanced dataset.
- **CheXpert**: a large, publicly available dataset of chest X-rays and associated labels for common thoracic diseases, such as pneumonia and pleural effusion. In our experiment, we randomly select 14% data (maintain the same proportion) from the training dataset to serve as the validation dataset. Considering the small size of the original test dataset (less than 500 images), we randomly select another 6% data from the training dataset to serve as the test dataset together with the original test images. We select Pleural Effusion (PE) as the label to predict, and gender as the sensitive attribute. Males make up 60% of the primary composition of the training set. The data distribution is

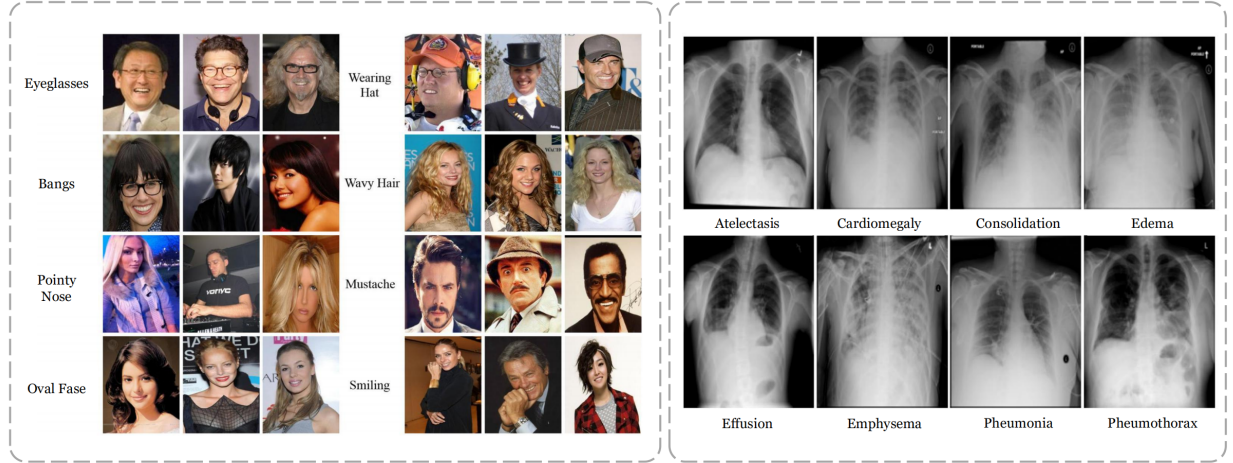


Figure 3: **Sample images of the datasets we use.** (Left): CelebA dataset consists of celebrity faces; (Right): CheXpert dataset consists of chest X-rays and associated labels for common thoracic diseases, such as pneumonia and pleural effusion.

also included in Figure 4. In CheXpert, we also create a balanced sub-dataset by sampling an equal number of images from the original training and validation datasets for each (y, a) group. Specifically, we select 9,231 images per group, resulting in a total of 36,924 images in the balanced dataset. The details of CheXpert dataset is presented in Tabel 3.

(train/val/test)	Blonde Hair	Non-blonde Hair	Total
Male	1,387/182/180	66,874/8,276/7,535	68,261/8,458/7,715
Female	22,880/2,874/2,480	71,629/8,535/9,767	94,509/11,409/12,247
Total	24,267/3,056/2,660	138,503/16,811/17,302	162,770/19,867/19,962

Table 2: **CelebA statistics.**

(train/val/test)	Consolidation	Non-consolidation	Total
Male	75,867/13,276/5,793	49,705/8,698/3,755	125,572/21,974/9,548
Female	51,469/9,007/3,926	33,965/5,944/2,589	86,434/14,951/6,515
Total	127,336/22,283/9,719	83,670/14,642/6,344	211,006/36,925/16,063

Table 3: **CheXpert statistics.**

5.2.2 Model Architecture and Hyperparameters.

For the facial recognition task (CelebA), we use ResNet-18, the same structure in [2], as our model. We train our model with SGD with a momentum of 0.9 and weight decay of $5e-4$. For medical image classification task (CheXpert), we use DenseNet121¹ and use Adam as optimizer. During fine-tuning, only the last layer of the model is updated, and the rest of the parameters of the model are fixed. All the hyper-parameters are tuned on a hold-out validation dataset.

5.2.3 Baseline methods.

The baseline methods are the composition of one or more of the four methods below. (1) Training the full model with ERM; (2) finetune the last layer on the validation dataset; (3) finetune the last layer on the (class & sensitive-attribute) balanced dataset sampled from the train and validation dataset. (4) add fairness constraint to the objective function.

We denote our method, i.e. fair deep feature reweighting, as FT-LAST-RW-FC and further denote four other baseline methods as BASE, FT-LAST, FT-LAST-RW, FT-LAST-FC as follows (the numbers below refer to the indices of the methods discussed above):

¹<https://github.com/jfhealthcare/CheXpert>

BASE (1+4): Impose the fairness constraints on the training objective and train the full neural network;

FT-LAST (1+2): fine-tune the last layer of a pre-trained model on the imbalanced validation dataset;

FT-LAST-RW (1+3): fine-tune the last layer of a pre-trained model on the balanced sampled dataset; (*deep feature reweighting* [13])

FT-LAST-FC (1+2+4): fine-tune the last layer of a pre-trained model on the validation dataset with fairness constraints;

FT-LAST-RW-FC (1+3+4) (our approach): fine-tune the last layer of a pre-trained model on the balanced sampled dataset with fairness constraint.

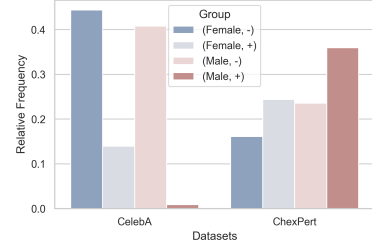


Figure 4: **Datasets statistics.** The groups (sensitive attribute, either Male or Female, and label class, either + or -) are very imbalanced in both two datasets in our experiment.

5.2.4 Metrics.

Besides the accuracy (**ACC**), Area under the ROC Curve (**AUC**) [8] and train / fine-tune loss (**Loss**), in terms of different fairness constraints tested in the experiment, we also use the following fairness metrics to evaluate the model performance:

- **Equalized Odds Difference (EO_Diff, the smaller the better):**

$$\max\{|\mathbb{P}(\hat{y} = 1 | a = 0, y = 0) - \mathbb{P}(\hat{y} = 1 | a = 1, y = 0)|, |\mathbb{P}(\hat{y} = 1 | a = 0, y = 1) - \mathbb{P}(\hat{y} = 1 | a = 1, y = 1)|\}$$
- **Accuracy Equality Difference (AE_Diff, the smaller the better):**

$$|\mathbb{P}(\hat{y} \neq y | a = 0) - \mathbb{P}(\hat{y} \neq y | a = 1)|$$
- **Worst Accuracy (WA, the larger the better):**

$$\min\{\mathbb{P}(\hat{y} = 0 | a = 0, y = 0), \mathbb{P}(\hat{y} = 0 | a = 1, y = 0), \mathbb{P}(\hat{y} = 1 | a = 0, y = 1), \mathbb{P}(\hat{y} = 1 | a = 1, y = 1)\}$$
- **Generalization Gap (GG, the smaller the better):**

$$|X_{Test} - X_{Train/Fine-tune}|,$$

where X is one of the three fairness metrics mentioned above, and X_{Test} ($X_{Train/Fine-tune}$) is the metric value calculated on the test (train/fine-tune) dataset.

We run all the experiments with twenty random seeds and report the mean over different trials.

5.3 Assessing Fairness on CelebA Dataset

In this task, our aim is to improve the fairness of a pre-trained model while minimizing the negative impact on its prediction accuracy by fine-tuning it on a smaller dataset with the same label to predict: hair color. The results of three different fairness notions are presented in Table 4. Based on our experiments, we find that (1) FT-LAST-RW-FC has the best fairness metrics, across all three fairness metrics. (2) FT-LAST-RW-FC and FT-LAST-FC have relatively low test AUC compared to other methods, indicating that adding fairness constraints may have a negative impact on the model’s prediction accuracy. (3) Fine-tuning only the last layer of a pre-trained model results in significant improvements in the three fairness metrics and reduces the generalization gap compared to fine-tuning all layers. This suggests that last layer fine-tuning can address the over-fitting issue mentioned in [2]. Additionally, in Fig. 5 we plot the Pareto frontier of AUC and fairness metrics (EO_Diff and AE_Diff). We observe that the models trained by FT-LAST-RW-FC achieve frontiers that are higher and more centered compared with FT-LAST-FC. This reinforces the notion that our FT-LAST-RW-FC approach effectively mitigates the fairness generalization problem.

5.4 Assessing Fairness on CheXpert Dataset

In this task, our goal is to use fine-tuning to enhance the fairness of a pre-trained model while minimizing its negative impact on prediction accuracy on the CheXpert dataset. The results of three different fairness notions are presented in Table 5. As shown in the results, although the BASE method, in which the full neural network is updated, does not result in serious fairness over-fitting, it shows significant AUC drops across all three fairness metrics. In contrast to the hair-color prediction task, the results for Equalized Odds and Accuracy Equality demonstrate good fairness generalization, leading to small performance differences between the four last-layer fine-tuning methods in these two fairness metrics. But for Max-Min Fairness notion which exhibits a larger generalization gap, our method FT-LAST-RW-FC still has the best fairness performance, as indicated by its highest WA value.

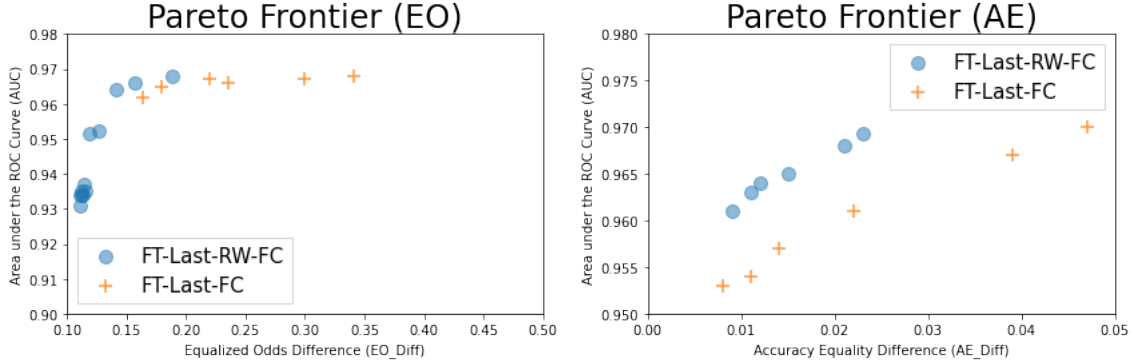


Figure 5: **Left:** Pareto frontiers of the Area under the ROC Curve (AUC) and Equalized Odds Difference (EO_Diff) of CelebA. **Right:** Pareto frontiers of the Area under the ROC Curve (AUC) and Accuracy Equality Difference (AE_Diff) of CelebA. Here blue (circular) and orange (cross) markers correspond to FT-LAST-RW-FC and FT-LAST-FC respectively. We observe that our FT-LAST-RW-FC method is effective in significantly elevating the Pareto frontier comparing with the FT-LAST-FC method in both EO and AE fairness notions, implying the efficacy of FT-LAST-RW-FC.

5.5 Assessing Fairness in the Transfer Learning Setting

To show that fairness can still be satisfied despite a change in data distribution, we explore the task that involves adapting a pre-trained model on the large ImageNet dataset to the CelebA dataset for the purpose of hair-color prediction using last layer fine-tuning. The results are presented in Table 6. To avoid bias, the BASE method is excluded from this task. From the results, all three fairness metrics can be effectively maintained during OOD-fine-tuning using FT-LAST-RW and FT-LAST-RW-FC, whereas FT-LAST fails in all fairness metrics, and FT-LAST-FC fails in the Equalized Odds metric. FT-LAST-RW-FC achieves the best fairness performance in Equalized Odds, Accuracy Equality and Max-Min Fairness notions without hurting the accuracy and AUC significantly.

5.6 Further Exploration with Surgical Fine-tuning

Lee et al. [16] proposed a modification to the last layer fine-tuning by extending it to different blocks which consists of a set of layers of the model. For example, the ResNet-18 architecture can be divided into six blocks: an input layer which is an initial convolutional layer; Blocks 1, 2, 3 and 4, each of which comprised of multiple convolutional layers with batch normalization and activation functions, followed by a shortcut connection; and the last layer. During the fine-tuning, they select one block to update and fix the parameters of other layers. They also propose several criteria for determining the appropriate subset of layers to perform fine-tuning, such as Auto-RGN [16] which automatically selects an appropriate subset of layers for fine-tuning.

Inspired by that, we conduct the similar experiments in the fairness setting. In our experiments (results are shown in Table 7), different blocks of the model are fine-tuned on the balanced sampled dataset while incorporating fairness constraints. According to the results, fine-tuning any set of layers other than the input layer can effectively address the fairness over-fitting issue without affecting the ACC/AUC performance of the model. Fine-tuning Block 1 typically performs better than fine-tuning other blocks. This finding suggests that it is promising to explore more sophisticated fine-tuning strategies, which opens an interesting direction for future work.

6 Conclusion

In this paper, we present a simple yet innovative framework for training fair neural networks through the use of pre-training and fine-tuning. Our framework is both efficient and cost-effective. Through extensive experiments on two well-known image datasets using state-of-the-art architectures and under various fairness criteria, we demonstrate that fine-tuning the last layer alone with data reweighting is sufficient for promoting fairness in deep neural networks.

Table 4: Last layer fine-tuning results with fairness notions on CelebA dataset. For AUC, ACC and WA, a larger value is considered better; while for EO_Diff, AE_Diff and GG, a smaller value is considered better. Mean are reported over twenty random trials. Notably, methods including BASE, FT-LAST, and FT-LAST-RW have the same value for ACC, AUC and loss across different fairness notions since they do not depend on them, while other methods have different scores for different fairness notions.

Fairness Notion 1: Equalized Odds (smaller value is better)								
	ACC		AUC		Loss	EO_Diff		
	Train	Test	Train	Test	Train	Train	Test	GG
BASE	1.000	0.947	1.000	0.969	0.001	0.000	0.499	0.499
FT-LAST	0.942	0.945	0.973	0.971	0.135	0.485	0.515	0.030
FT-LAST-RW	0.907	0.899	0.966	0.970	0.230	0.120	0.242	0.122
FT-LAST-FC	0.895	0.904	0.969	0.966	0.448	0.264	0.251	0.013
FT-LAST-RW-FC	0.888	0.863	0.946	0.935	0.289	0.014	0.109	0.095

Fairness Notion 2: Accuracy Equality (smaller value is better)								
	ACC		AUC		Loss	AE_Diff		
	Train	Test	Train	Test	Train	Train	Test	GG
BASE	1.000	0.946	1.000	0.968	0.001	0.000	0.049	0.049
FT-LAST	0.942	0.945	0.973	0.971	0.135	0.065	0.051	0.014
FT-LAST-RW	0.907	0.899	0.966	0.970	0.230	0.029	0.028	0.001
FT-LAST-FC	0.908	0.913	0.960	0.955	0.275	0.009	0.010	0.001
FT-LAST-RW-FC	0.915	0.877	0.972	0.963	0.235	0.005	0.009	0.004

Fairness Notion 3: Max-Min Fairness (larger value is better)								
	ACC		AUC		Loss	WA		
	Train	Test	Train	Test	Train	Train	Test	GG
BASE	1.000	0.941	1.000	0.969	0.001	1.000	0.393	0.607
FT-LAST	0.942	0.945	0.973	0.971	0.135	0.324	0.254	0.070
FT-LAST-RW	0.907	0.899	0.966	0.970	0.230	0.855	0.706	0.149
FT-LAST-FC	0.872	0.881	0.965	0.962	0.392	0.823	0.750	0.073
FT-LAST-RW-FC	0.906	0.882	0.966	0.962	0.292	0.874	0.781	0.093

References

- [1] Reuben Binns. “On the apparent conflict between individual and group fairness”. In: *Proceedings of the 2020 conference on fairness, accountability, and transparency*. 2020, pp. 514–524.
- [2] Valeriia Cherepanova et al. “Technical challenges for training fair neural networks”. In: *arXiv preprint arXiv:2102.06764* (2021).
- [3] Alexandra Chouldechova. “Fair prediction with disparate impact: A study of bias in recidivism prediction instruments”. In: *Big data* 5.2 (2017), pp. 153–163.
- [4] Zhun Deng et al. “FIFA: Making Fairness More Generalizable in Classifiers Trained on Imbalanced Data”. In: *arXiv preprint arXiv:2206.02792* (2022).
- [5] Frances Ding et al. “Retiring adult: New datasets for fair machine learning”. In: *Advances in neural information processing systems* 34 (2021), pp. 6478–6490.
- [6] Cynthia Dwork. “A firm foundation for private data analysis”. In: *Communications of the ACM* 54.1 (2011), pp. 86–95.
- [7] Cynthia Dwork et al. “Fairness through awareness”. In: *Proceedings of the 3rd innovations in theoretical computer science conference*. 2012, pp. 214–226.
- [8] Tom Fawcett. “ROC graphs: Notes and practical considerations for researchers”. In: *Machine learning* 31.1 (2004), pp. 1–38.

Table 5: Last layer fine-tuning results with fairness notions on CheXpert dataset. For AUC, ACC and WA, a larger value is considered better; while for EO_Diff, AE_Diff and GG, a smaller value is considered better. Mean are reported over twenty random trials. Notably, methods including BASE, FT-LAST, and FT-LAST-RW have the same value for ACC, AUC and loss across different fairness notions since they do not depend on them, while other methods have different scores for different fairness notions.

Fairness Notion 1: Equalized Odds (smaller value is better)								
	ACC		AUC		Loss	EO_Diff		
	Train	Test	Train	Test	Train	Train	Test	GG
BASE	1.000	0.739	1.000	0.801	0.000	0.000	0.016	0.016
FT-LAST	0.780	0.782	0.843	0.842	0.459	0.028	0.022	0.006
FT-LAST-RW	0.811	0.774	0.882	0.845	0.414	0.010	0.011	0.001
FT-LAST-FC	0.781	0.781	0.845	0.842	0.466	0.010	0.010	0.000
FT-LAST-RW-FC	0.813	0.774	0.885	0.845	0.415	0.010	0.012	0.002

Fairness Notion 2: Accuracy Equality (smaller value is better)								
	ACC		AUC		Loss	AE_Diff		
	Train	Test	Train	Test	Train	Train	Test	GG
BASE	1.000	0.717	1.000	0.774	0.001	0.000	0.003	0.003
FT-LAST	0.780	0.782	0.843	0.842	0.459	0.011	0.006	0.005
FT-LAST-RW	0.811	0.774	0.882	0.845	0.414	0.007	0.008	0.001
FT-LAST-FC	0.782	0.781	0.846	0.841	0.455	0.004	0.006	0.002
FT-LAST-RW-FC	0.815	0.774	0.888	0.845	0.407	0.002	0.007	0.005

Fairness Notion 3: Max-Min Fairness (larger value is better)								
	ACC		AUC		Loss	WA		
	Train	Test	Train	Test	Train	Train	Test	GG
BASE	1.000	0.728	1.000	0.788	0.001	1.000	0.645	0.355
FT-LAST	0.780	0.782	0.843	0.842	0.459	0.707	0.706	0.001
FT-LAST-RW	0.811	0.774	0.882	0.845	0.414	0.783	0.758	0.025
FT-LAST-FC	0.777	0.774	0.847	0.842	0.472	0.756	0.756	0.000
FT-LAST-RW-FC	0.815	0.775	0.887	0.844	0.412	0.798	0.763	0.035

- [9] Anita Gerstenmayer and Ansgar Jüngel. “Analysis of a degenerate parabolic cross-diffusion system for ion transport”. In: *Journal of Mathematical Analysis and Applications* 461.1 (2018), pp. 523–543.
- [10] Moritz Hardt, Eric Price, and Nati Srebro. “Equality of opportunity in supervised learning”. In: *Advances in neural information processing systems* 29 (2016).
- [11] Faisal Kamiran and Toon Calders. “Data preprocessing techniques for classification without discrimination”. In: *Knowledge and information systems* 33.1 (2012), pp. 1–33.
- [12] Michael P Kim, Amirata Ghorbani, and James Zou. “Multiaccuracy: Black-box post-processing for fairness in classification”. In: *Proceedings of the 2019 AAAI/ACM Conference on AI, Ethics, and Society*. 2019, pp. 247–254.
- [13] Polina Kirichenko, Pavel Izmailov, and Andrew Gordon Wilson. “Last layer re-training is sufficient for robustness to spurious correlations”. In: *arXiv preprint arXiv:2204.02937* (2022).
- [14] Preethi Lahoti et al. “Fairness without demographics through adversarially reweighted learning”. In: *Advances in neural information processing systems* 33 (2020), pp. 728–740.
- [15] Cheng-Han Lee et al. “MaskGAN: Towards Diverse and Interactive Facial Image Manipulation”. In: *IEEE Conference on Computer Vision and Pattern Recognition (CVPR)*. 2020.
- [16] Yoonho Lee et al. “Surgical fine-tuning improves adaptation to distribution shifts”. In: *arXiv preprint arXiv:2210.11466* (2022).
- [17] Ziwei Liu et al. “Deep Learning Face Attributes in the Wild”. In: *Proceedings of International Conference on Computer Vision (ICCV)*. Dec. 2015.

Table 6: Last layer fine-tuning results with fairness notions in the transfer learning setting on CelebA dataset. For AUC, ACC and WA, a larger value is considered better; while for EO_Diff, AE_Diff and GG, a smaller value is considered better. Mean are reported over twenty random trials. Notably, methods including FT-LAST and FT-LAST-RW have the same value for ACC, AUC and loss across different fairness notions since they do not depend on them, while other methods have different scores for different fairness notions.

Fairness Notion 1: Equalized Odds (smaller value is better)								
	ACC		AUC		Loss	EO_Diff		
	Train	Test	Train	Test	Train	Train	Test	GG
FT-LAST	0.931	0.925	0.946	0.928	0.173	0.504	0.463	0.041
FT-LAST-RW	0.869	0.842	0.922	0.916	0.309	0.075	0.116	0.041
FT-LAST-FC	0.900	0.893	0.945	0.926	0.403	0.564	0.394	0.170
FT-LAST-RW-FC	0.845	0.821	0.909	0.905	0.520	0.023	0.071	0.048

Fairness Notion 2: Accuracy Equality (smaller value is better)								
	ACC		AUC		Loss	AE_Diff		
	Train	Test	Train	Test	Train	Train	Test	GG
FT-LAST	0.931	0.925	0.946	0.928	0.173	0.081	0.076	0.005
FT-LAST-RW	0.869	0.842	0.922	0.916	0.309	0.032	0.024	0.008
FT-LAST-FC	0.888	0.889	0.918	0.909	0.479	0.028	0.018	0.010
FT-LAST-RW-FC	0.856	0.831	0.905	0.911	0.345	0.004	0.014	0.010

Fairness Notion 3: Max-Min Fairness (larger value is better)								
	ACC		AUC		Loss	WA		
	Train	Test	Train	Test	Train	Train	Test	GG
FT-LAST	0.931	0.925	0.946	0.928	0.173	0.227	0.195	0.032
FT-LAST-RW	0.869	0.842	0.922	0.916	0.309	0.841	0.771	0.070
FT-LAST-FC	0.868	0.868	0.922	0.908	0.357	0.845	0.667	0.178
FT-LAST-RW-FC	0.855	0.840	0.906	0.900	0.359	0.842	0.777	0.065

Table 7: Surgical fine-tuning results with Equalized Odds fairness notion on balanced-sampled CelebA dataset. For AUC, ACC, and WA, a larger value is considered better; while for EO_Diff and AE_Diff, a smaller value is considered better. Mean are reported over twenty random trials.

	ACC			AUC			Fairness Metric		
	EO	AE	MMF	EO	AE	MMF	EO	AE	MMF
Last Layer	0.863	0.877	0.882	0.935	0.963	0.962	0.109	0.009	0.781
Input Layer	0.916	0.919	0.918	0.948	0.947	0.947	0.182	0.062	0.423
Block 1	0.903	0.906	0.886	0.963	0.963	0.962	0.071	0.010	0.860
Block 2	0.896	0.907	0.890	0.965	0.964	0.964	0.081	0.011	0.833
Block 3	0.883	0.903	0.895	0.959	0.966	0.964	0.084	0.006	0.812
Block 4	0.883	0.890	0.895	0.957	0.961	0.961	0.135	0.010	0.770
Auto-RGN	0.888	0.895	0.895	0.963	0.966	0.965	0.096	0.005	0.778

- [18] David Madras et al. “Learning adversarially fair and transferable representations”. In: *International Conference on Machine Learning*. PMLR. 2018, pp. 3384–3393.
- [19] Padala Manisha and Sujit Gujar. “FNNC: achieving fairness through neural networks”. In: *arXiv preprint arXiv:1811.00247* (2018).
- [20] Felix Petersen et al. “Post-processing for individual fairness”. In: *Advances in Neural Information Processing Systems* 34 (2021), pp. 25944–25955.
- [21] Muhammad Bilal Zafar et al. “Fairness constraints: Mechanisms for fair classification”. In: *Artificial intelligence and statistics*. PMLR. 2017, pp. 962–970.

- [22] Zongwei Zhou et al. “Fine-tuning convolutional neural networks for biomedical image analysis: actively and incrementally”. In: *Proceedings of the IEEE conference on computer vision and pattern recognition*. 2017, pp. 7340–7351.
- [23] Fuzhen Zhuang et al. “A comprehensive survey on transfer learning”. In: *Proceedings of the IEEE* 109.1 (2020), pp. 43–76.