

ChatGPT Empowered Long-Step Robot Control in Various Environments: A Case Application

Naoki Wake¹, Atsushi Kanehira¹, Kazuhiro Sasabuchi¹, Jun Takamatsu¹, and Katsushi Ikeuchi¹

Abstract

This paper introduces a novel method for translating natural-language instructions into executable robot actions using OpenAI’s ChatGPT in a few-shot setting. We propose customizable input prompts for ChatGPT that can easily integrate with robot execution systems or visual recognition programs, adapt to various environments, and create multi-step task plans while mitigating the impact of token limit imposed on ChatGPT. In our approach, ChatGPT receives both instructions and textual environmental data, and outputs a task plan and an updated environment. These environmental data are reused in subsequent task planning, thus eliminating the extensive record-keeping of prior task plans within the prompts of ChatGPT. Experimental results demonstrate the effectiveness of these prompts across various domestic environments, such as manipulations in front of a shelf, a fridge, and a drawer. The conversational capability of ChatGPT allows users to adjust the output via natural-language feedback. Additionally, a quantitative evaluation using VirtualHome suggests that the adequacy of task planning (i.e., executability and correctness) and the adjustment functionality provided by these prompts are comparable to those in previous studies. Despite the allure of ChatGPT-based task planning in robotics, a standardized methodology remains elusive, making our work a substantial contribution. These prompts can serve as customizable templates, offering practical resources for the robotics research community. Our prompts and source code are open source and publicly available at <https://github.com/microsoft/ChatGPT-Robot-Manipulation-Prompts>.

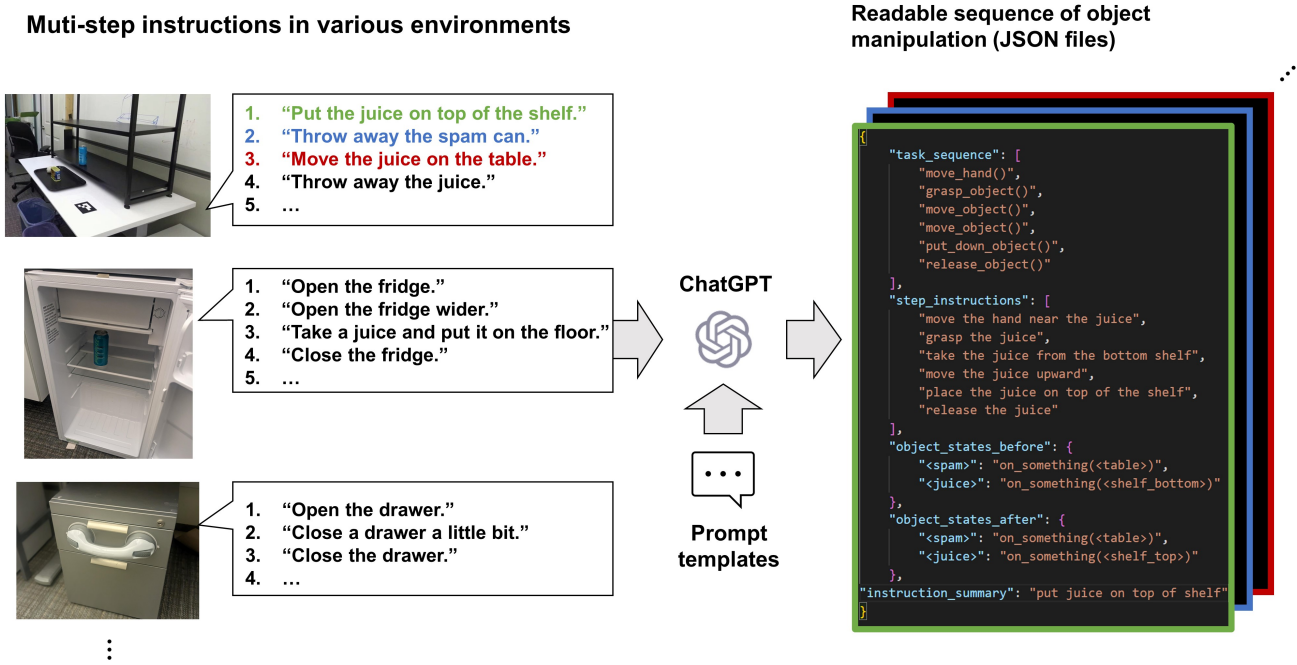


Fig. 1. This paper presents practical prompts designed for various environments. The prompts enable ChatGPT to translate multi-step human instructions into sequences of executable robot actions.

I. INTRODUCTION

Recent advances in natural language processing have yielded large language models (LLMs) with significantly improved abilities to understand and generate language. As a result of learning vast amounts of data, some LLMs can be fine-tuned given a small set of sample data as instructions (i.e., few-shot learning [1]). ChatGPT [2] is a representative example of such LLM. One exciting application of ChatGPT is in the field of robotics, where it can be used for executable robot programs (i.e., task planning).

Task planning from natural-language instructions is a research topic in robotics, and there are many existing studies [3]–[5], some of which are built on top of LLMs [6]–[18] ([19] for review). However, most of them were developed within a limited

¹Applied Robotics Research, Microsoft, Redmond, WA 98052, USA naoki.wake@microsoft.com

scope of operations, such as pick-and-place [9], [15], [20], [21], are hardware-dependent, or lack the functionality of human-in-the-loop [10], [14], [16], [22], [23]. Additionally, most of these studies rely on specific datasets [6]–[8], [12], [13], [24]–[29], which necessitate data recollection and model retraining when transferring or extending these to other robotic settings.

In contrast to these pioneering studies, a significant advantage of utilizing ChatGPT is its adaptability to various operational settings through few-shot learning and user feedback, which eliminates the need for extensive data collection or model retraining. Although interest has been growing in the potential of ChatGPT in the field of robotics [30], its practical application is still in its early stages, and no standardized methodology has yet been proposed.

In this study, we aim to demonstrate a specific but extensible use case of ChatGPT for task planning (Fig.1). We design customizable prompts to meet the following requirements that are common to many practical robotic applications:

- 1) Easy integration with robot execution systems or visual recognition programs.
- 2) Applicability to various home environments.
- 3) The ability to provide multi-step instructions while mitigating the impact of token limit imposed on ChatGPT.

To meet these requirements, prompts are designed to have ChatGPT accomplish the following:

- 1) Output a sequence of user-defined robot actions with explanations in an easy-to-parse JSON format.
- 2) Explicitly handle the environmental information, enabling task planning considering the spatial relationships between objects.
- 3) Estimate the post-operation environment as a hint for subsequent task planning, reducing the burden of holding lengthy conversation histories for multi-step instructions.

Through experiments, we demonstrate that ChatGPT succeeds in estimating action sequences for multi-step instructions in various environments. Additionally, we show that the conversational capability of ChatGPT allows users to adjust the output through natural-language feedback, which is crucial for developing an application that is both safe and robust, while providing a user-friendly interface. Quantitative tests using the VirtualHome environment [31] show that the proposed prompts result in both executable and correct task planning after a few rounds of feedback, suggesting the effectiveness of our approach.

While previous research has validated the utility of ChatGPT within specific environments and scenarios [30], we explored whether ChatGPT can operate effectively across diverse environments and scenarios. This attempt expands the practical applicability of ChatGPT, paving the way for broader and more flexible applications in various real-world settings. Our proposed prompts can serve as customizable templates and are open source and available at <https://github.com/microsoft/ChatGPT-Robot-Manipulation-Prompts>. Depending on the specifications of robot actions, environmental representations, and object names, users can easily modify them to meet their requirements. The contributions of this paper are threefold: we demonstrate the applicability of ChatGPT to multi-step task planning with a focus on robot action granularity, propose a customizable prompt adaptable to various environments, and make these prompts publicly accessible as a practical resource for the robotics research community.

II. CHATGPT PROMPTS

The details of the designed prompts are explained in this section. The prompts consist of 1) an explanation of the role of ChatGPT, 2) a definition of robot actions, 3) an explanation of how to represent the environment, 4) an explanation of how to format the output, 5) examples of input and output, and 6) a specific instruction from the user.

In every instance of task planning with ChatGPT, the prompts one to five are loaded from pre-prepared text files, while the sixth prompt is dynamically generated based on the user's instructions and environmental information. Notably, through preliminary experimentation, we found that ChatGPT appears to operate more robustly when we input the six prompts as a conversation consisting of six turns (see Section II-F for details), rather than bundling them into a single prompt. All prompts and their output examples are available online <https://github.com/microsoft/ChatGPT-Robot-Manipulation-Prompts>, and anyone can try them out through OpenAI's API or a web browser.

The prompts shown in this section assumed that the robot has at least one arm, sufficient degrees of freedom, and reachability to execute the desired task in the working environment. Additionally, we assume that each instruction is given at the granularity of grasp-manipulation-release, which involves handling a single object from grasping to releasing. Challenges and discussions on extending our approach to more general-purpose robotic systems are discussed in Section IV.

A. The role of ChatGPT

In the first prompt, we provide ChatGPT with a context for this task by explaining the role that ChatGPT should play (Fig.2). To accommodate multiple prompts, we include a sentence instructing ChatGPT to wait for the next prompt until all the prompts are input.

B. The definition of robot actions

In this prompt, we define a set of robot actions. Since an appropriate set of robot actions depends on the application and implementation of the robotic software, this prompt should be customized by experimenters. In Fig.3, we show an example

You are an excellent interpreter of human instructions for household tasks. Given an instruction and information about the working environment, you break it down into a sequence of robot actions. Please do not begin working until I say "Start working." Instead, simply output the message "Waiting for next input." Understood?

Fig. 2. The prompt for explaining the role of ChatGPT.

of robot actions based on our in-house learning-from-observation application [32], [33], in which robot actions are defined as functions that change the motion constraints on manipulated objects based on the Kuhn-Tucker theory [34]. This definition allows us to theoretically establish a necessary and sufficient set of robot actions for object manipulation. Experiments in Section III are conducted using these robot actions, except for an experiment in Section III-C, in which we defined a set of actions that were prepared for VirtualHome.

Necessary and sufficient robot actions are defined as follows:

```

"""
"ROBOT ACTION LIST"
- move_hand(): Move the robot hand from one position to another with/without grasping an object.
- grasp_object(): Grab an object.
- release_object(): Release an object in the robot hand.
...
- wipe_on_plane(): This action can only be performed if an object is grabbed. Move an object landing on a plane along two axes along that plane. For example, when
wiping a window with a sponge, the sponge makes this motion.
"""

```

Fig. 3. The prompt explaining a set of robot actions. See Fig.20 in Appendix A for the full action list.

C. Representation of the environments

This prompt defines the rule for representing working environments (Fig. 4). In this specific prompt, all physical entities are classified into non-manipulable obstacles, referred to as *assets*, such as shelves and tables, and manipulable objects, referred to as *objects*, such as cans and handles. These two classes are defined to differentiate between the entities that may be manipulated and those that cannot. As a hint for task planning, the spatial relationships between entities are described as *states*, which are chosen from a "STATE LIST." Through preliminary experimentation, items in the STATE LIST were identified as providing sufficient hints for ChatGPT to work effectively. Notably, the STATE LIST is customizable, and in Section III-C, we define different states to meet the specifications of VirtualHome.

Information about environments and objects are given as Python dictionary. Example:

```

"""
{
  "environment":{
    "assets": ["<table>", "<shelf_bottom>", "<shelf_top>", "<trash_bin>", "<floor>"],
    "asset_states": { "<shelf_bottom>": "on_something(<table>)",
                     "<trash_bin>": "on_something(<floor>)" },
    "objects": ["<spam>", "<juice>"],
    "object_states": { "<spam>": "on_something(<table>)",
                      "<juice>": "on_something(<shelf_bottom>)" }
  }
}
"""

```

Asset states and object states are represented using those state sets:

```

"""
"STATE LIST"
- on_something(<something>): Object is located on <something>
- inside_something(<something>): Object is located inside <something>
- inside_hand(): Object is being grasped by a robot hand
- closed(): Object can be opened
- open(): Object can be closed or kept opened
"""
<something> should be one of the assets or objects in the environment.

```

Fig. 4. The prompt for defining the rules for representing working environments.

D. The format of the output produced by ChatGPT

This prompt defines the format of the output produced by ChatGPT (Fig.5). To facilitate easy integration with other pipelines, such as robot control systems and visual recognition programs, we encourage ChatGPT to output a Python dictionary that can be saved as a JSON file. Additionally, we encourage ChatGPT to include not only the sequence of robot actions, but also explanations of each action step and supplementary information on the updated environment after executing the actions. These additional pieces of information help the user debug whether ChatGPT correctly processes the input information.

```

You divide the actions given in the text into detailed robot actions and put them together as a Python dictionary. The dictionary has five keys:
"""
- dictionary["task_cohesion"]: A dictionary containing information about the robot's actions that have been split up.
- dictionary["environment_before"]: The state of the environment before the manipulation.
- dictionary["environment_after"]: The state of the environment after the manipulation.
- dictionary["instruction_summary"]: contains a brief summary of the given sentence.
- dictionary["question"]: If you cannot understand the given sentence, you can ask the user to rephrase the sentence. Leave this key empty if you can understand the given sentence.
"""

Three keys exist in dictionary["task_cohesion"].
"""
- dictionary["task_cohesion"]["task_sequence"]: Contains a list of robot actions. Only the behaviors defined in the "ROBOT ACTION LIST" will be used.
- dictionary["task_cohesion"]["step_instructions"]: contains a list of instructions corresponding to dictionary["task_cohesion"]["task_sequence"].
- dictionary["task_cohesion"]["object_name"]: The name of the manipulated object. Only objects defined in the input dictionary will be used for the object name.
"""

```

Fig. 5. The prompt for defining the format of the output produced by ChatGPT.

E. Examples of input and output

This prompt provides examples of the expected inputs and outputs (Fig. 6). We found that providing more examples helps ChatGPT generate the desired sequence and thus minimizes the effort users need to expend to correct the output through conversations.

```

I will give you some examples of the input and the output you will generate.
"""
Example 1:
"""
- Input:
{
  ...(environmental information)...
  "instruction": "Put the juice on top of the shelf"
}
- Output:
{
  "task_cohesion": {
    "task_sequence": [
      "move_hand()",
      "grasp_object()",
      ... ,
      "attach_to_plane()",
      "release_object()"
    ],
    "step_instructions": [
      "move the hand near the juice",
      "grasp the juice",
      ... ,
      "place the juice",
      "release the juice"
    ],
    "object_name": "<juice>"
  },
  "environment_before": ... ,
  "environment_after": ... ,
  "instruction_summary": "put the juice on top of the shelf",
}
"""
Example 2:
"""
...

```

Fig. 6. The prompt providing examples of desired inputs and outputs. The full information is available at the URL provided in the text.

F. Specific instruction from the user

While the previous five prompts are fixed, the sixth prompt is dynamically generated in every instance of task planning by editing a template prompt (Fig.7). This prompt is generated by replacing [INSTRUCTION] with the given instruction and [ENVIRONMENT] with the corresponding environmental information. Notably, the user is required to provide the environmental information in the initial instance of task planning. However, this effort is unnecessary for subsequent instances because we can reuse an updated environment incorporated in the last output of ChatGPT (orange parts in Fig. 8). This approach facilitates task planning based on the most recent environment, eliminating the need for extensive historical records that exceed ChatGPT's token limit. In our experiments, we practically included as much of the historical record as the token limit of ChatGPT would allow, ranging from the most recent to the oldest conversation history (Fig.8).

```

{ "environment": [ENVIRONMENT] }
}

The instruction is as follows:
{ "instruction": [INSTRUCTION] }
}

The dictionary that you return should be formatted as python dictionary. Follow these rules:
1. The first element should be move_hand() to move the robot hand closer to the object. Always end with releasing the object.
2. Make sure that each element of the ["step_instructions"] explains corresponding element of the ["task_sequence"]. Refer to the "ROBOT ACTION LIST" to understand the elements of ["task_sequence"].
...
9. Make sure that you output a consistent manipulation as a single arm robot. For example, grasping an object should not occur in successive steps.
Adhere to the output format I defined above. Follow the nine rules. Think step by step.

```

Fig. 7. The user input template and examples of the actual input used. The user is assumed to provide environmental information. Multi-step task planning can be realized by reusing the environmental information that ChatGPT outputs in the following task planning.

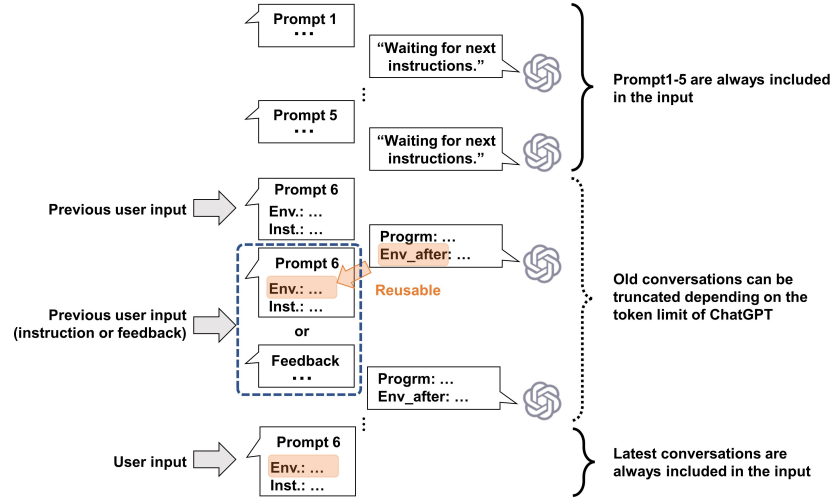


Fig. 8. The entire structure of the conversation with ChatGPT in a single instance of task planning.

III. EXPERIMENTS

We tested the prompts to verify whether ChatGPT behaves in accordance with the specified requirements. We used a fixed GPT model provided by Azure OpenAI (gpt-3.5-turbo) in our experiments. Some experimental results are not fully presented in order to save space, but all results, including parameters for ChatGPT inference, instructions, and environment definitions, can be found here: <https://github.com/microsoft/ChatGPT-Robot-Manipulation-Prompts>.

A. Multi-step manipulation of the environment

We tested the applicability of the proposed prompts to multi-step instructions in various environments. As examples of household tasks, we conducted role-plays instructing the rearrangement and disposal of objects placed on tables and shelves, retrieving objects from refrigerators and drawers, and cleaning tables and windows with a sponge. The instructions and feedback texts were prepared in a style that resembles the way humans communicate with each other. The output of ChatGPT was manually checked by the authors at every instruction step. In summary, the results shown below suggest that ChatGPT can translate multi-step human instructions into adequate sequences of executable robot actions.

1) *Relocation of objects on a table*: The task involves manipulating a can of juice situated on the bottom shelf of a two-shelf structure and a can of spam positioned on a table (refer to the top panel in Fig.1 for the scene). First, the juice is relocated from the bottom to the top shelf. Subsequently, the spam is discarded into a trash bin. Thereafter, the juice is moved from the top shelf to the table. Finally, the juice, too, is discarded into the trash bin. ChatGPT's output, which demonstrates successful task planning, is shown in Fig.9.

2) *Open a fridge/drawer door*: Next, we tested the scenario of opening a refrigerator door, opening the door slightly wider, removing a juice from the refrigerator and placing it on the floor, and finally closing the refrigerator (see the middle panel in Fig.1 for the scene). The output of ChatGPT is shown in Fig.10, indicating a successful task planning. Similar results were obtained for the scenario of sliding a drawer open (Figure not shown).

3) *Wipe a window with a sponge, and throw it away*: Next, we tested the scenario of taking a sponge from the desk, wiping the window with the sponge, and returning it to the table. Following the operation, a user throws the sponge into a trash bin.

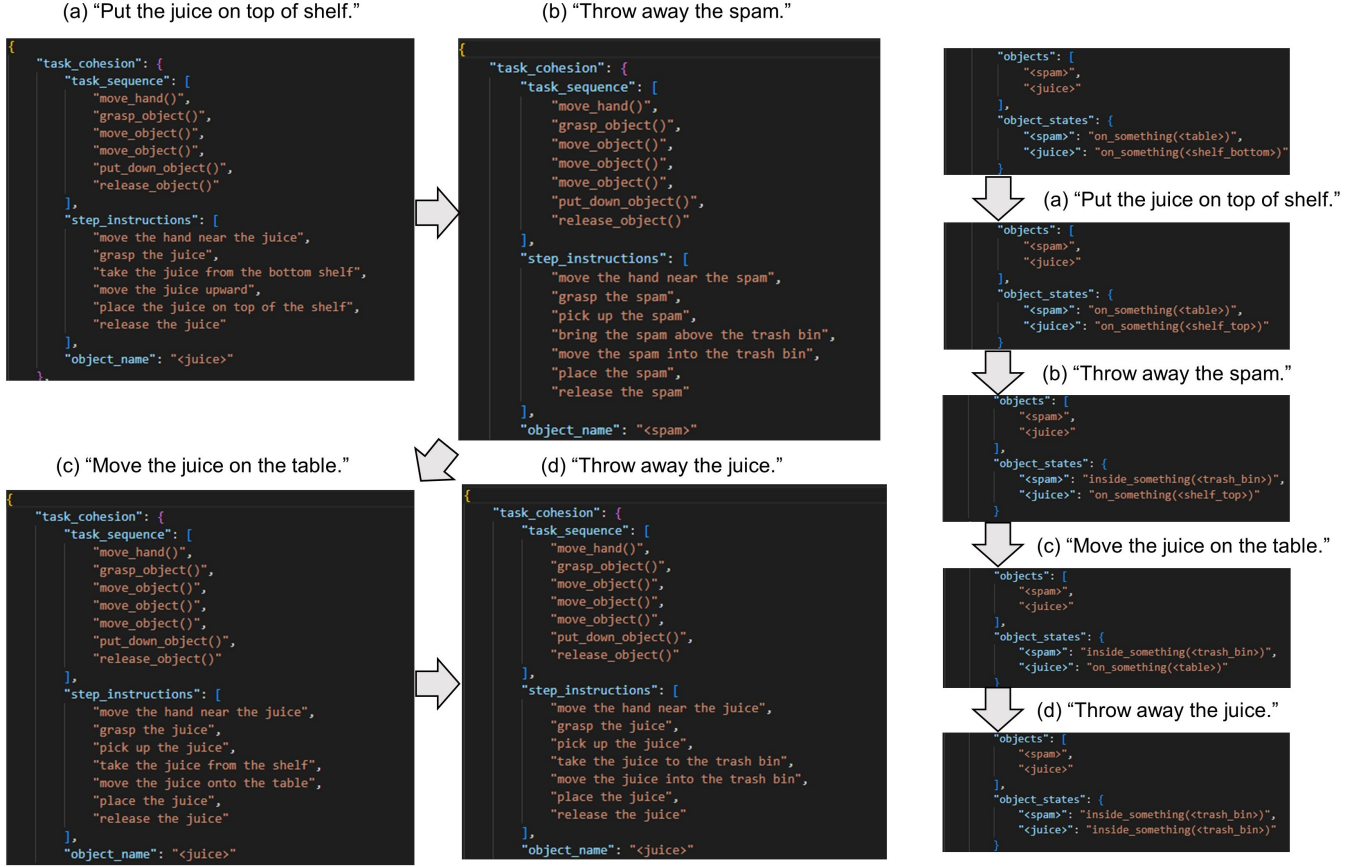


Fig. 9. An example of the output produced by ChatGPT for the task of relocating objects. (Left panel) Robot actions broken down for each natural language. (Right panel) The state of the environment that is output by ChatGPT. A part of the JSON output is shown for each file. All the results, including the representation of the environment can be found here: <https://github.com/microsoft/ChatGPT-Robot-Manipulation-Prompts>.

The output of ChatGPT is shown in Fig.11, indicating a successful task planning. Similar results were obtained for the scenario of wiping the table with a sponge (data not shown).

B. Adjustment of the output produced by ChatGPT through user feedback

Since ChatGPT does not always generate complete action sequences, it is important for users to review and correct errors to ensure safe and robust operation. With this in mind, we tested the ability of ChatGPT to adjust the output through natural-language feedback.

Fig.12 shows the result when a user asked ChatGPT to add/remove a task in the output sequence. ChatGPT changed the output following the semantic content of the feedback, suggesting the functionality for making the necessary adjustments.

C. Quantitative evaluation of task decomposition performance of ChatGPT

The previous sections qualitatively demonstrated that the proposed prompts achieve successful task planning using an action set from our in-house learning-from-observation system. In this section, we quantitatively evaluate the performance of task planning using a general-use simulation environment called VirtualHome [31]. Specifically, we made ChatGPT generate task plans from a single instruction for several household operation scenarios, and tested whether the resulting task sequences were valid in terms of excitability in simulation and correctness upon visual inspection. All the source codes and prompts used for the experiment can be found here: <https://github.com/microsoft/ChatGPT-Robot-Manipulation-Prompts>.

1) *Experimental setup*: VirtualHome is software that simulates interactions between an agent and various home environments. The agent can navigate and interact within these environments by executing sequences of commands using a Python-based API. This API provides a set of pre-defined atomic actions (see TableIV in Appendix B for the action list), which represent the smallest units of action in VirtualHome. The environment consists of typical household objects (e.g., a plate, a microwave, and a table), each associated with unique IDs. The relationships between objects are represented as a graph that can be accessed through the API.

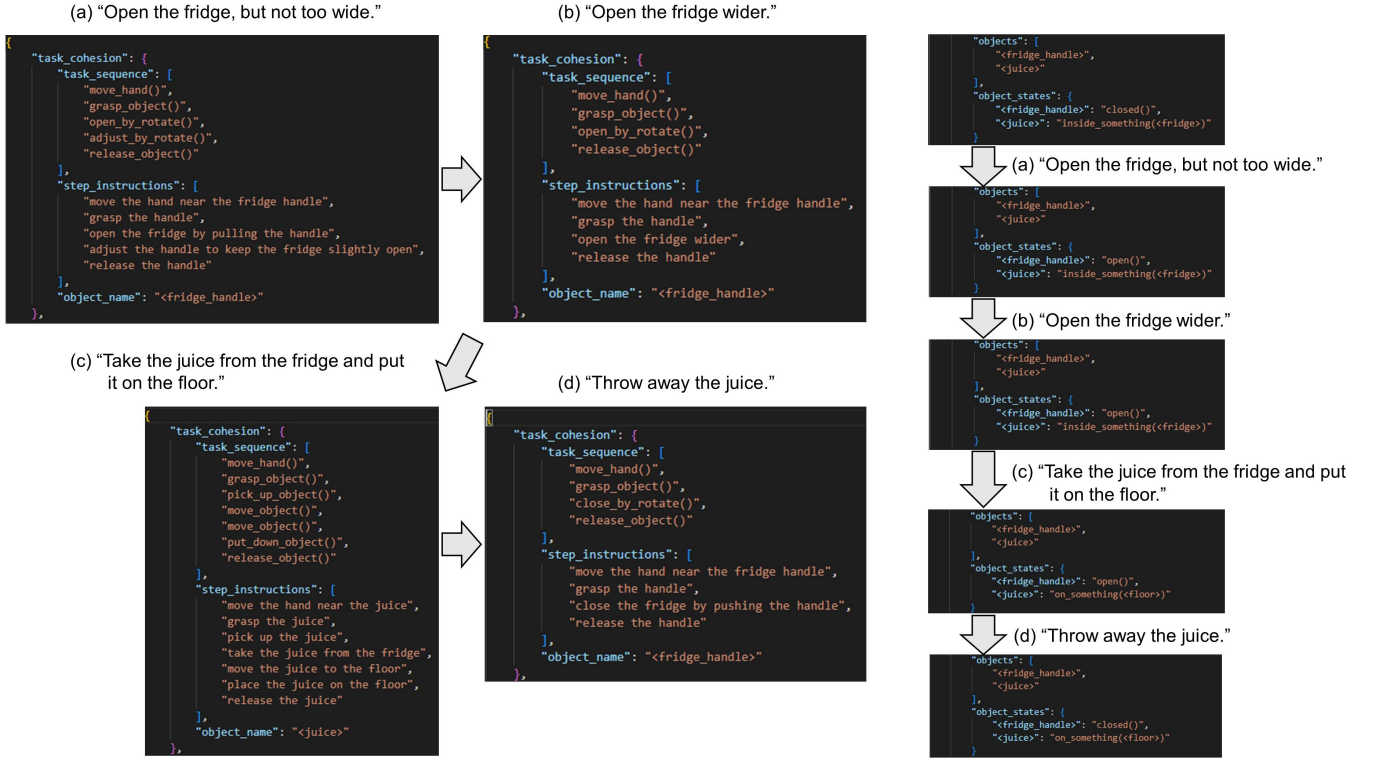


Fig. 10. An example of the output produced by ChatGPT for the task of opening a refrigerator and retrieving juice. (Left panel) Robot actions broken down for each natural language. (Right panel) The state of the environment that is output by ChatGPT. A part of the JSON output is shown for each file. All the results, including the representation of the environment can be found here: <https://github.com/microsoft/ChatGPT-Robot-Manipulation-Prompts>.

In the experiments, we selected a kitchen as a representative home environment and defined test scenarios for household chores that could be implemented in VirtualHome. To mitigate bias in the process of scenario preparation, we utilized ChatGPT to generate scenario candidates¹. We then manually selected the test scenarios that satisfied the following criteria:

- The scenario can be realized by executing multiple actions in sequence.
- The scenario involves at least one instance of object manipulation, i.e., grasping or releasing an object.
- The tasks in the scenario are relevant to everyday activities.

Fourteen scenarios were prepared as test scenarios (TableI). For these scenarios, we manually identified action sequences to achieve the scenarios along with the list of objects involved with their IDs. The action sequences identified are provided in Table V in Appendix B.

ChatGPT generated an action sequence intended to complete the scenario, given the proposed prompts, environmental information, and an instruction provided in the right column of TableI. The environmental information, which corresponds to each scenario, was derived from the graph. Because of redundancy in representing all kitchen objects, only those objects involved in each scenario were considered. The action sequence generated by ChatGPT was then converted into a format that VirtualHome could interpret and executed in a step-by-step manner through the API. An action sequence was considered successful when the following two conditions were met:

- Executability: The simulator was able to execute all steps without encountering any errors.
- Correctness: Upon visual inspection, it was determined that the proposed action steps could successfully complete the scenario.

We incorporated visual inspections in our criteria because a successful execution in the simulator does not necessarily guarantee that the final goal is achieved [23].

2) *Results:* We first tested whether the generated action sequences were successful without feedback. Since we conducted multiple trials, we set the temperature parameter to its maximum to ensure trial-to-trial variations in the output of ChatGPT. TableII shows the results, with a success rate of approximately 36% (5 out of 14 scenarios), with only a minimal variation observed between trials.

Upon investigating the unsuccessful cases, we identified two failure patterns in ChatGPT:

¹ChatGPT was provided with the list of the kitchen objects and the pre-defined atomic actions to generate the candidates.

(a) "Get the sponge from the table and wipe the window with it. After that, put the sponge back on the table."

(b) "Throw away the sponge."

```
{
  "task_cohesion": {
    "task_sequence": [
      "move_hand()",
      "grasp_object()",
      "pick_up_object()",
      "move_object()",
      "put_down_object()",
      "wipe_on_plane()",
      "pick_up_object()",
      "move_object()",
      "put_down_object()",
      "release_object()"
    ],
    "step_instructions": [
      "move the hand near the sponge",
      "grasp the sponge",
      "pick up the sponge",
      "bring the sponge above the window",
      "put down the sponge",
      "wipe the window with the sponge",
      "pick up the sponge",
      "bring the sponge above the table",
      "put down the sponge",
      "release the sponge"
    ],
    "object_name": "<sponge>"
  },
}
```

```
{
  "task_cohesion": {
    "task_sequence": [
      "move_hand()",
      "grasp_object()",
      "move_object()",
      "release_object()"
    ],
    "step_instructions": [
      "move the hand near the sponge",
      "grasp the sponge",
      "bring the sponge above the trash bin",
      "release the sponge"
    ],
    "object_name": "<sponge>"
  },
}
```

```
"objects": {
  "<sponge>"
},
"object_states": {
  "<sponge>": "on_something(<table>)"
}
```

(a) "Get the sponge from the table and wipe the window with it. After that, put the sponge back on the table."

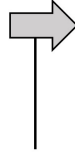
```
"objects": {
  "<sponge>"
},
"object_states": {
  "<sponge>": "on_something(<table>)"
}
```

(b) "Throw away the sponge."

```
"objects": {
  "<sponge>"
},
"object_states": {
  "<sponge>": "inside_something(<trash_bin>)"
}
```

Fig. 11. An example of the output produced by ChatGPT for the task of wiping a window with a sponge (Left panel) Robot actions broken down for each natural language. (Right panel) The state of the environment that is output by ChatGPT. A part of the JSON output is shown for each file. All the results, including the representation of the environment can be found here: <https://github.com/microsoft/ChatGPT-Robot-Manipulation-Prompts>.

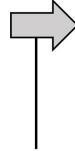
1. move_hand()
2. grasp_object()
3. detach_from_plane()
4. move_object()
5. move_object()
6. move_object()
7. attach_to_plane()
8. release_object()



1. move_hand()
2. grasp_object()
3. detach_from_plane()
4. **move_object()**
5. **move_object()**
6. **move_object()**
7. **move_object()**
8. attach_to_plane()
9. release_object()

Type 1 feedback
"Insert another move_object() to move the juice upward."

1. move_hand()
2. grasp_object()
3. detach_from_plane()
4. move_object()
5. move_object()
6. move_object()
7. attach_to_plane()
8. release_object()



1. move_hand()
2. grasp_object()
3. detach_from_plane()
4. **move_object()**
5. **move_object()**
6. attach_to_plane()
7. release_object()

Type 2 feedback
"In this case, you can omit one move_object() that moves the juice upward."

Fig. 12. An example of adjusting an output sequence through natural-language feedback. The initial instruction was to move a juice from the bottom shelf to the top shelf. (Top panel) After the feedback of "Insert another move_object() to move the juice upward," an action of move_object() was added to the sequence. (Bottom panel) After the feedback of "In this case, you can omit one move_object() that moves the juice upward," an action of move_object() was deleted from the sequence.

- Incorrect verb selection: In VirtualHome, the simulator raises errors when it fails to select an action applicable to an object. For example, when the task involves 'placing an object,' the action 'PutIn' should be selected when placing the object inside a container, while the action 'Put' should be selected when placing it on a flat surface. Despite these verb selection rules being part of the prompts, ChatGPT sometimes confused the actions.
- Omission of necessary steps: Some outputs skipped essential steps necessary for successfully completing a scenario, such as opening a container before placing an object inside it.

Following this analysis, we implemented an automatic feedback system that detects these types of errors. The output of

TABLE I
THE LIST OF SCENARIOS USED IN THE EXPERIMENT

Scenario	Textual instruction
Scenario1	Take the bread from the toaster on the kitchen counter and place it on the plate on the table
Scenario2	Take the frying pan from the counter and place it in the sink
Scenario3	Take the pie from the table and put it in the microwave
Scenario4	Take the condiment shaker from the bookshelf and place it on the table
Scenario5	Take the book from the table and put it on the bookshelf
Scenario6	Take the water glass from the table and drink from it
Scenario7	Take the salmon on top of the microwave and put it in the fridge
Scenario8	Turn on the TV
Scenario9	Put a plate that is on the table into the sink
Scenario10	Take the pie on the table and warm it using the stove
Scenario11	Put the sponge in the sink and wet it with water
Scenario12	Take the knife from the table and move it to another place on the table
Scenario13	Take the plate from the table and move it to another place on the table
Scenario14	Take the condiment bottle from the bookshelf and put it on the table

TABLE II
EXECUTABILITY OF THE OUTPUT TASK SEQUENCE ACROSS TRIALS. “1” INDICATES SUCCESS, AND “0” INDICATES FAILURE.

Scenario	1	2	3	4	5	6	7	8	9	10	11	12	13	14
Trial 1	0	0	0	0	1	1	0	1	0	0	0	1	1	0
Trial 2	0	0	0	0	1	1	0	1	0	0	0	1	1	0
Trial 3	0	0	0	0	1	1	0	1	0	0	0	1	1	0
Trial 4	0	0	0	0	1	1	0	1	0	0	0	1	1	0
Trial 5	0	0	0	0	1	1	0	1	0	0	0	1	1	0

ChatGPT was checked by the system in every instance of task planning, and if an error was detected, an error message was automatically generated and fed back to ChatGPT. We then examined the number of rounds of feedback needed to reach a successful sequence, or whether it was possible at all, across 14 scenarios. We set the temperature parameter to its minimum to ensure the reproducibility of the results.

TableIII shows the results. ChatGPT was able to produce successful action sequences in all scenarios after receiving several rounds of feedback. Fig.13 shows an example where auto-generated feedback texts guide ChatGPT towards a successful task sequence, suggesting that ChatGPT is capable of reflecting the semantic content of the feedback in its output and making the necessary adjustments.

TABLE III
THE NUMBER OF ROUNDS OF FEEDBACK NEEDED TO REACH A SUCCESSFUL SEQUENCE

Scenario	1	2	3	4	5	6	7	8	9	10	11	12	13	14
Number of feedback	1	1	3	1	0	0	1	0	1	2	1	0	0	1

Our proposed prompts aim to estimate the post-operation environment as a hint for subsequent task planning, which enables multi-step task planning beyond the token limit imposed on ChatGPT. Therefore, we visually inspected the output of ChatGPT in TableII and examined whether the post-operation environment was accurately estimated. As a result, we found that for all 14 scenarios and five trials, the estimation by ChatGPT was accurate, regardless of the success or failure of the action sequence. This result suggests that our proposed prompts can be adopted for multi-step task planning beyond a single scenario. The results can be found here: <https://github.com/microsoft/ChatGPT-Robot-Manipulation-Prompts>.

IV. DISCUSSION: TOWARDS MORE GENERAL ROBOTIC APPLICATIONS

In this study, we focused on task planning of robot actions from multi-step instructions. We designed prompts for ChatGPT to meet three requirements: 1) easy integration with robot execution systems or visual recognition programs, 2) applicability

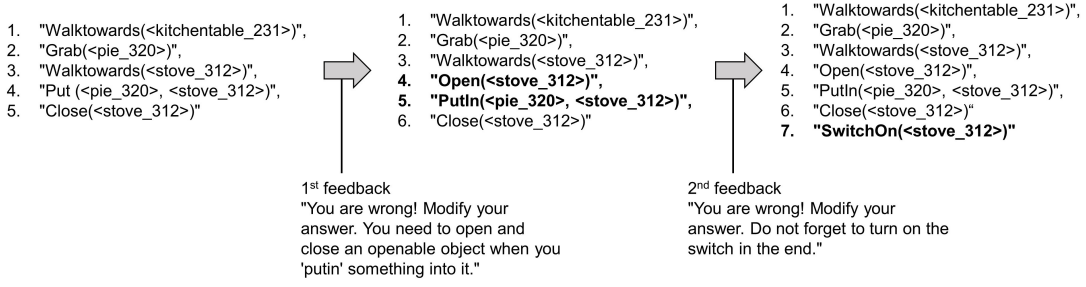


Fig. 13. Example of adjusting an output sequence through auto-generated feedback. The output for the scenario 10 is shown (i.e., Take the pie on the table and warm it using the stove.) All the results, including the representation of the environment, can be found here: <https://github.com/microsoft/ChatGPT-Robot-Manipulation-Prompts>.

to various environments, and 3) the ability to provide multi-step instructions while mitigating the impact of token limit imposed on ChatGPT. Through experiments, we confirmed that the proposed prompts work for multi-step instructions in various environments, and that ChatGPT enables the user to adjust the output interactively. Based on these results, we believe that the proposed prompts are practical resources that can be widely used in the robotics research community.

It is noteworthy that ChatGPT is capable of performing task planning without any actual experience in object manipulation, relying solely on few-shot data. This ability may be attributed to the fact that the model acquires knowledge of object manipulation and the temporal relationships between cohesively occurring actions during its training on a vast amount of data. In fact, the ability of ChatGPT to generate recipes from a menu suggests that it implicitly learns procedural steps [30].

The quantitative analysis using VirtualHome showed that ChatGPT produced action sequences with a success rate of 36% without feedback, which approached 100% after several rounds of feedback. Although we used a different task set, our results align with those of previous studies that used LLMs for task planning in VirtualHome. Huang et al. [23] reported that 35.23% of an LLM's outputs were both executable and correct from a human perspective. Raman et al. [17] showed an improvement in both task execution and correctness through re-prompting based on precondition error information. Thus, we emphasize that our findings attest to the effectiveness of the proposed prompts, which aligns with the existing research.

The prompts were designed under the assumption that the robot has at least one arm, sufficient degrees of freedom, and reachability to execute the desired task in a given environment. Additionally, we assume that each instruction is given at the granularity of grasp-manipulation-release. However, these assumptions may be restrictive for some scenarios in general robotic manipulations. In the following sections, we discuss several strategies to effectively integrate our task planner with practical robotic applications.

1) *Handling of conditional branching:* Some manipulations may require selecting actions based on the recognition results (e.g., disposing of a food item if it is recognized as out of date), or require repeating actions until certain conditions are met (e.g., wiping a table until it is spotless). It is known that LLMs can generate programs that include conditional branching [35]. It has also been suggested that ChatGPT can handle conditional branching for robotic applications [30]. Consistent with these ideas, we confirmed that small modifications to the prompts enabled ChatGPT to generate a Python code that included conditional branching (Fig.14). Additionally, we verified that employing a separate ChatGPT process enables higher-level conditional branching by composing sets of task plans (Fig.15). These results suggest the feasibility of extending the proposed task planner to handle conditional branching.

2) *Collaboration of multiple arms and robots:* A robot with multiple arms may need to coordinate its arms to perform a task. We confirmed that small modifications to the prompts enabled ChatGPT to generate a task sequence involving the arms (Fig. 16). Additionally, we verified that employing a separate ChatGPT process enables the coordination of multiple arms by composing sets of task plans (Fig. 17). These results suggest the feasibility of extending the proposed task planner to handle multiple arms and robots.

3) *Managing environmental changes:* One unique aspect of our approach is that we explicitly handle changes in environmental information by incorporating it as part of the input to and output of ChatGPT, respectively. In the context of Minsky's frame theory [36], environmental information can serve as "frames" that guide ChatGPT in selecting the most appropriate plan among a multitude of task planning options. Moreover, enabling ChatGPT to be aware of environmental information may enhance its ability to output consistent task plans [37]. However, a limitation of this approach is the need of preparing environmental information, specifically for the initial instance of task planning (Fig. 8). In future studies, we aim to explore a separate ChatGPT process to prepare this information based on a symbolic scene understanding given either by a vision encoder or through human explanation (Fig.18).

4) *Connection with vision systems and robot controllers:* Among recent experimental attempts that used ChatGPT for task planning, our work is unique in its focus on the generation of robot action sequences, addressing the "what-to-do" aspect, and we consciously avoid redundant language instructions related to visual and physical parameters, such as how to grab [39]–[41], where to focus [42], and what posture to adopt [32], [43], which are part of the "how-to-do" aspect. Both types of information

(a) Example of an environment and instruction

```
environment = {"assets": ["<table>", "<shelf_bottom>", "<shelf_top>",  
    "<trash_bin>", "<floor>"],  
    "asset_states": {"<shelf_bottom>": "on_something(<table>)",  
        "<trash_bin>": "on_something(<floor>)"},  
    "objects": ["<spam>", "<juice>"],  
    "object_states": {"<spam>": "on_something(<table>)",  
        "<juice>": "on_something(<shelf_bottom>)"}}  
instructions = ['Take the spam, and throw it away if the our-of-date date is  
expired. Otherwise, put it on the shelf.']
```

(b) Example of ChatGPT's output

```
{  
  "instruction_summary": "Take the spam, and throw it away if the  
our-of-date date is expired. Otherwise, put it on the shelf.",  
  "question": "",  
  "python_script": """  
# Grasp the spam and detach it from the table  
move_hand() # move hand to the spam; <spam>: on_something(<table>)  
grasp_object() # grasp the spam; <spam>: inside_hand()  
detach_from_plane() # detach the spam from the table; <spam>:  
inside_hand()  
  
# Move the spam near the camera  
move_hand() # move the spam near the camera; <spam>: inside_hand()  
  
# Check the best-by date of the spam  
check_best_by_date() # <spam>: inside_hand()  
  
# If the best-by date is expired, throw it away  
if not check_best_by_date():  
    move_hand() # move hand near the trash bin; <spam>: inside_hand()  
    ()  
    release_object() # release the spam to drop it in the trash  
    bin; <spam>: inside_something(<trash_bin>)  
# If the best-by date is not expired, put it on the shelf  
else:  
    move_hand() # move hand to the shelf; <spam>: inside_hand()  
    move_hand() # move the spam to the shelf; <spam>: inside_hand()  
    attach_to_plane() # place the spam on the shelf; <spam>:  
    on_something(<shelf_top>)  
    release_object() # release the spam; <spam>: on_something  
    (<shelf_top>)  
    """  
}
```

Fig. 14. An example demonstrating the feasibility of using ChatGPT to generate control programs that include conditional branching. A part of the prompts is shown. Note that we encouraged ChatGPT to add comments at every line to track the state of objects, as the final state may vary according to the conditional branching. We also added a non-manipulative function (i.e., `check_best_by_date()`) in the robot action set. All the results, including the representation of the environment, can be found here: <https://github.com/microsoft/ChatGPT-Robot-Manipulation-Prompts>.

are vital for robot operation [44], yet the “how-to-do” aspect is often more effectively demonstrated visually. Therefore, our design approach is such that the “what-to-do” is obtained by a vision system or a robot system following task planning, which is outside the scope of this paper.

As part of our efforts to develop a realistic robotic operation system, we have integrated our proposed task planner with a learning-from-observation system (Fig.19) incorporating a speech interface [45], [46], a visual teaching interface [47], a reusable robot skill library [48], [49], and a simulator [50]. The code for the teaching system is available at: <https://github.com/microsoft/cohesion-based-robot-teaching-interface>.

V. CONCLUSION

This paper presented a practical application of OpenAI’s ChatGPT for translating multi-step instructions into executable robot actions. We designed input prompts to meet the common requirements in practical applications, specifically encouraging ChatGPT to output a sequence of robot actions in a readable format and explicitly handle the environmental information before and after executing the actions. Through experiments, we tested the effectiveness of our proposed prompts in various environments. Additionally, we observed that the conversational capability of ChatGPT allows users to adjust the output through natural-language feedback, which is crucial for developing an application that is both safe and robust while providing a user-friendly interface. Our prompts and source code are open-source and publicly available. We hope that this study will provide practical resources to the robotics research community and inspire further developments in this research area.

ACKNOWLEDGMENT

This study was conceptualized, conducted, and written by the authors, and an AI (OpenAI’s GPT-4 model) was used for proofreading.

(a) Prompt

```
You are an agent that plans the actions of a robot. There are two files available, throw_away_can.json and throw_away_paper.json, which the robot can execute by calling the function execute(filename) to find and dispose of an empty can on the desk into the recycling bin and a paper cup into the burning garbage bin respectively. Now, consider the situation where there are multiple empty cans and multiple paper cups on the table, and the robot needs to dispose of all of them. The function find_object() searches for an object on the desk and returns its name if found. If the object is not found, it returns None. Write a Python source code using these functions to have the robot dispose of all the empty cans and paper cups on the desk into their respective garbage bins.
```

(b) Example of ChatGPT's output

```
Sure, here's an example Python source code that uses the provided functions to dispose of all the empty cans and paper cups on the desk into their respective garbage bins:
```python
def dispose_all_garbage():
 while True:
 # Check if there is any cans left on the desk
 can = find_object("empty_can")
 if can is None:
 break
 else:
 # Dispose of the can in the recycling bin
 execute("throw_away_can.json")

 while True:
 # Check if there is any paper cups left on the desk
 cup = find_object("paper_cup")
 if cup is None:
 break
 else:
 # Dispose of the paper cup in the burning garbage bin
 execute("throw_away_paper.json")
...
```
```

Fig. 15. An example of using separate ChatGPT process to generate higher-level conditional branching control by reading out stored task plans.

REFERENCES

- [1] T. Brown, B. Mann, N. Ryder, M. Subbiah, J. D. Kaplan, P. Dhariwal, A. Neelakantan, P. Shyam, G. Sastry, A. Askell, *et al.*, "Language models are few-shot learners," *Advances in neural information processing systems*, vol. 33, pp. 1877–1901, 2020.
- [2] OpenAI, "Chatgpt," <https://openai.com/blog/chatgpt>.
- [3] P. Pramanick, H. B. Barua, and C. Sarkar, "Decomplex: Task planning from complex natural instructions by a collocating robot," in *2020 IEEE/RSJ International Conference on Intelligent Robots and Systems (IROS)*, pp. 6894–6901, IEEE, 2020.
- [4] S. G. Venkatesh, R. Upadrashta, and B. Amrutur, "Translating natural language instructions to computer programs for robot manipulation," in *2021 IEEE/RSJ International Conference on Intelligent Robots and Systems (IROS)*, pp. 1919–1926, IEEE, 2021.
- [5] I. Yanaokura, N. Wake, K. Sasabuchi, R. Arakawa, K. Okada, J. Takamatsu, M. Inaba, and K. Ikeuchi, "A multimodal learning-from-observation towards all-at-once robot teaching using task cohesion," in *2022 IEEE/SICE International Symposium on System Integration (SII)*, pp. 367–374, IEEE, 2022.
- [6] Y. Jiang, A. Gupta, Z. Zhang, G. Wang, Y. Dou, Y. Chen, L. Fei-Fei, A. Anandkumar, Y. Zhu, and L. Fan, "Vima: General robot manipulation with multimodal prompts," *arXiv preprint arXiv:2210.03094*, 2022.
- [7] M. Shridhar, L. Manuelli, and D. Fox, "Perceiver-actor: A multi-task transformer for robotic manipulation," in *Conference on Robot Learning*, pp. 785–799, PMLR, 2023.
- [8] M. Ahn, A. Brohan, N. Brown, Y. Chebotar, O. Cortes, B. David, C. Finn, K. Gopalakrishnan, K. Hausman, A. Herzog, *et al.*, "Do as i can, not as i say: Grounding language in robotic affordances," *arXiv preprint arXiv:2204.01691*, 2022.
- [9] W. Huang, F. Xia, T. Xiao, H. Chan, J. Liang, P. Florence, A. Zeng, J. Tompson, I. Mordatch, Y. Chebotar, P. Sermanet, N. Brown, T. Jackson, L. Luu, S. Levine, K. Hausman, and B. Ichter, "Inner monologue: Embodied reasoning through planning with language models," 2022.
- [10] Y. Ding, X. Zhang, C. Paxton, and S. Zhang, "Task and motion planning with large language models for object rearrangement," 2023.
- [11] I. Singh, V. Blukis, A. Mousavian, A. Goyal, D. Xu, J. Tremblay, D. Fox, J. Thomason, and A. Garg, "Progprompt: Generating situated robot task plans using large language models," 2022.
- [12] N. Kalithasan, H. Singh, V. Bindal, A. Tuli, V. Agrawal, R. Jain, P. Singla, and R. Paul, "Learning neuro-symbolic programs for language guided robot manipulation," 2023.
- [13] Z. Zhao, W. S. Lee, and D. Hsu, "Differentiable parsing and visual grounding of natural language instructions for object placement," 2023.
- [14] Y. Ding, X. Zhang, S. Amiri, N. Cao, H. Yang, C. Esselink, and S. Zhang, "Robot task planning and situation handling in open worlds," 2022.
- [15] A. Zeng, M. Attarian, B. Ichter, K. Choromanski, A. Wong, S. Welker, F. Tombari, A. Purohit, M. Ryoo, V. Sindhwani, J. Lee, V. Vanhoucke, and P. Florence, "Socratic models: Composing zero-shot multimodal reasoning with language," 2022.
- [16] J. Liang, W. Huang, F. Xia, P. Xu, K. Hausman, B. Ichter, P. Florence, and A. Zeng, "Code as policies: Language model programs for embodied control," 2023.
- [17] S. S. Raman, V. Cohen, E. Rosen, I. Idrees, D. Paulius, and S. Tellex, "Planning with large language models via corrective re-prompting," 2022.
- [18] Y. Xie, C. Yu, T. Zhu, J. Bai, Z. Gong, and H. Soh, "Translating natural language to planning goals with large-language models," 2023.
- [19] A. K. Kovalev and A. I. Panov, "Application of pretrained large language models in embodied artificial intelligence," *Doklady Mathematics*, vol. 106, pp. S85 – S90, 2022.

(a) Example of an environment and instruction

```
environment = {"assets": ["<fridge>", "<floor>"],
               "asset_states": {"<fridge>": "on_something(<floor>)"},
               "objects": ["<fridge_handle>", "<juice>"],
               "object_states": {"<fridge_handle>": "closed()",
                                "<juice>": "inside_something(<fridge>)"}}
instructions = ['Open the fridge with the right arm, take the juice and put
it on the floor with the left arm, and close the fridge',]
```

(b) Example of ChatGPT's output

```
{
  "task_cohesion": {
    "task_sequence": [
      "move_hand(right)",
      "grasp_object(right)",
      "open_by_rotate(right)",
      "move_hand(left)",
      "grasp_object(left)",
      "detach_from_plane(left)",
      "move_hand(left)",
      "move_hand(left)",
      "move_hand(left)",
      "attach_to_plane(left)",
      "release_object(left)",
      "close_by_rotate(right)",
      "release_object(right)"
    ],
    "step_instructions": [
      "move the right hand near the fridge handle",
      "grasp the fridge handle with the right hand",
      "open the fridge by pulling the handle with the right hand",
      "move the left hand near the juice",
      "grasp the juice with the left hand",
      "pick up the juice with the left hand",
      "take the juice out of the fridge with the left hand",
      "move the juice to the floor with the left hand",
      "move the left hand down to the floor",
      "place the juice on the floor with the left hand",
      "release the juice with the left hand",
      "close the fridge by pushing the handle with the right hand",
      "release the fridge handle with the right hand"
    ],
    "object_names": ["<fridge_handle>", "<juice>"]
  },
}
```

Fig. 16. An example demonstrating the feasibility of ChatGPT in generating control programs that involve multiple arms or robots cooperating. Note that we included hand laterality in every function and outputted all the objects to be manipulated, as multiple objects can be handled during the grasp-manipulation-release operations of both hands. All the results, including the representation of the environment, can be found here: <https://github.com/microsoft/ChatGPT-Robot-Manipulation-Prompts>.

- [20] M. A. Khan, M. Kenney, J. Painter, D. Kamale, R. Batista-Navarro, and A. Ghalamzan-E, "Natural language robot programming: Nlp integrated with autonomous robotic grasping," 2023.
- [21] F. Kaynar, S. Rajagopalan, S. Zhou, and E. Steinbach, "Remote task-oriented grasp area teaching by non-experts through interactive segmentation and few-shot learning," 2023.
- [22] M. Skreta, N. Yoshikawa, S. Arellano-Rubach, Z. Ji, L. B. Kristensen, K. Darvish, A. Aspuru-Guzik, F. Shkurti, and A. Garg, "Errors are useful prompts: Instruction guided task programming with verifier-assisted iterative prompting," 2023.
- [23] W. Huang, P. Abbeel, D. Pathak, and I. Mordatch, "Language models as zero-shot planners: Extracting actionable knowledge for embodied agents," 2022.
- [24] C. Lynch and P. Sermanet, "Language conditioned imitation learning over unstructured data," *arXiv preprint arXiv:2005.07648*, 2020.
- [25] J. Pan, G. Chou, and D. Berenson, "Data-efficient learning of natural language to linear temporal logic translators for robot task specification," 2023.
- [26] K. Lin, C. Agia, T. Migimatsu, M. Pavone, and J. Bohg, "Text2motion: From natural language instructions to feasible plans," 2023.
- [27] C. Zhao, S. Yuan, C. Jiang, J. Cai, H. Yu, M. Y. Wang, and Q. Chen, "Erra: An embodied representation and reasoning architecture for long-horizon language-conditioned manipulation tasks," 2023.
- [28] H. Liu, L. Lee, K. Lee, and P. Abbeel, "Instruction-following agents with multimodal transformer," 2023.
- [29] O. Mees, J. Borja-Diaz, and W. Burgard, "Grounding language with visual affordances over unstructured data," 2023.
- [30] S. Vemprala, R. Bonatti, A. Buckner, and A. Kapoor, "Chatgpt for robotics: Design principles and model abilities," *preprint*, 2023.
- [31] X. Puig, K. Ra, M. Boben, J. Li, T. Wang, S. Fidler, and A. Torralba, "Virtualhome: Simulating household activities via programs," in *Proceedings of the IEEE Conference on Computer Vision and Pattern Recognition*, pp. 8494–8502, 2018.
- [32] N. Wake, R. Arakawa, I. Yanokura, T. Kiyokawa, K. Sasabuchi, J. Takamatsu, and K. Ikeuchi, "A learning-from-observation framework: One-shot robot teaching for grasp-manipulation-release household operations," in *SII, IEEE*, 2021.
- [33] K. Ikeuchi, N. Wake, R. Arakawa, K. Sasabuchi, and J. Takamatsu, "Semantic constraints to represent common sense required in household actions for multi-modal learning-from-observation robot," *arXiv preprint arXiv:2103.02201*, 2021.
- [34] H. T. Kuhn and W. L. Inequalities, "Related systems," *Annals of Mathematic Studies, Princeton Univ. Press. EEUU*, 1956.
- [35] M. Chen, J. Tworek, H. Jun, Q. Yuan, H. P. d. O. Pinto, J. Kaplan, H. Edwards, Y. Burda, N. Joseph, G. Brockman, *et al.*, "Evaluating large language models trained on code," *arXiv preprint arXiv:2107.03374*, 2021.
- [36] M. L. Minsky, "Minsky's frame system theory," in *Proceedings of the 1975 Workshop on Theoretical Issues in Natural Language Processing*, TINLAP '75, (USA), p. 104–116, Association for Computational Linguistics, 1975.
- [37] M. Gramopadhye and D. Szafir, "Generating executable action plans with environmentally-aware language models," 2022.

(a) Prompt

```
You are an agent that plans the actions of a robot. There are three files available - open_fridge.json to open the fridge using an arm, close_fridge.json to close the fridge using an arm, and take_juice.json to find and take out a juice can from the opened fridge and place it on the table. The robot can execute these files by calling a function, execute(filename, arm_laterality), where hand_laterality specifies the left or right arm to use. Now, using these functions, please write Python source code that has the robot take out a juice can using the left arm while opening the door using the right arm.
```

(b) Example of ChatGPT's output

```
Here's the Python source code that has the robot take out a juice can using the left arm while opening the door using the right arm:
'''python
# Open the fridge using the right arm
execute("open_fridge.json", "right")

# Take out the juice can using the left arm
execute("take_juice.json", "left")

# Close the fridge using the right arm
execute("close_fridge.json", "right")
'''
```

Fig. 17. An example demonstrating the feasibility of ChatGPT in generating control programs that involve multiple arms or robots coordinating. This type of planning is beyond the scope of this paper.

- [38] "Microsoft azure." <https://azure.microsoft.com/>, (accessed March. 6, 2023).
- [39] N. Wake, K. Sasabuchi, and K. Ikeuchi, "Grasp-type recognition leveraging object affordance," *HOBİ-RO-MAN Workshop*, 2020.
- [40] N. Wake, D. Saito, K. Sasabuchi, H. Koike, and K. Ikeuchi, "Text-driven object affordance for guiding grasp-type recognition in multimodal robot teaching," *Machine Vision and Applications*, vol. 34, no. 4, p. 58, 2023.
- [41] D. Saito, N. Wake, K. Sasabuchi, H. Koike, and K. Ikeuchi, "Contact web status presentation for freehand grasping in mr-based robot-teaching," in *Companion of the 2021 ACM/IEEE International Conference on Human-Robot Interaction*, pp. 167–171, 2021.
- [42] N. Wake, I. Yanokura, K. Sasabuchi, and K. Ikeuchi, "Verbal focus-of-attention system for learning-from-demonstration," in *ICRA*, IEEE, 2021.
- [43] K. Sasabuchi, N. Wake, and K. Ikeuchi, "Task-oriented motion mapping on robots of various configuration using body role division," *IEEE Robotics and Automation Letters*, vol. 6, no. 2, pp. 413–420, 2020.
- [44] K. Ikeuchi, J. Takamatsu, K. Sasabuchi, N. Wake, and A. Kanehira, "Applying learning-from-observation to household service robots: three common-sense formulations," *arXiv preprint*, 2023.
- [45] N. Wake, M. Fukumoto, H. Takahashi, and K. Ikeuchi, "Enhancing listening capability of humanoid robot by reduction of stationary ego-noise," *IEEJ Transactions on Electrical and Electronic Engineering*, vol. 14, no. 12, pp. 1815–1822, 2019.
- [46] J. Jaroslavceva, N. Wake, K. Sasabuchi, and K. Ikeuchi, "Robot ego-noise suppression with labanotation-template subtraction," *IEEJ Transactions on Electrical and Electronic Engineering*, vol. 17, no. 3, pp. 407–415, 2022.
- [47] N. Wake, A. Kanehira, K. Sasabuchi, J. Takamatsu, and K. Ikeuchi, "Interactive learning-from-observation through multimodal human demonstration." 2023 IEEE/ASME International Conference on Advanced Intelligent Mechatronics (AIM), Accepted, 2023. Preprint.
- [48] J. Takamatsu, K. Sasabuchi, N. Wake, A. Kanehira, and K. Ikeuchi, "Learning-from-observation system considering hardware-level reusability," *arXiv preprint arXiv:2212.09242*, 2022.
- [49] D. Saito, K. Sasabuchi, N. Wake, J. Takamatsu, H. Koike, and K. Ikeuchi, "Task-grasping from a demonstrated human strategy," in *2022 IEEE-RAS 21st International Conference on Humanoid Robots (Humanoids)*, pp. 880–887, IEEE, 2022.
- [50] K. Sasabuchi, D. Saito, A. Kanehira, N. Wake, J. Takamatsu, and K. Ikeuchi, "Task-sequencing simulator: Integrated machine learning to execution simulation for robot manipulation," *arXiv preprint arXiv:2301.01382*, 2023.

APPENDIX A
DETAILED PROMPTS
APPENDIX B
EXPERIMENTAL SETUP

TABLE IV
THE ACTION LIST DEFINED FOR THE EXPERIMENT IN SECTION III-C

| Action | Description |
|-------------------|---|
| Walktowards(arg1) | Walks some distance towards a room or object. |
| Grab(arg1) | Grabs an object. |
| Open(arg1) | Opens an object. |
| Close(arg1) | Closes an object. |
| Put(arg1, arg2) | Puts an object on another object. |
| PutIn(arg1, arg2) | Puts an object inside another container. |
| SwitchOn(arg1) | Turns an object on. |
| SwitchOff(arg1) | Turns an object off. |
| Drink(arg1) | Drinks from an object. |

(a)



Detected attributes JSON

A black tray with a small container on it

(b)

```
Given a image caption, please output a python dictionary summarizing
the environmental information of the image.
In a dictionary, information is formalized in the following format:
Example:
"""
{"environment":{"assets":["<table>", "<shelf_bottom>", "<shelf_top>"],
  "asset_states": {"<shelf_bottom>": "on_something(<table>)"},
  "objects": ["<spam>", "<juice>"],
  "object_states": {"<spam>": "on_something(<table>)",
    "<juice>": "on_something(<shelf_bottom>)"}}}
"""
Objects' are grabbable or movable entities and 'Assets' are immovable
entities such as table. Asset states and object states are represented
using those state sets:
"""
"STATE LIST"
- on_something(<something>): Object is located on <something>
- inside_something(<something>): Object is located inside <something>
- inside_hand(): Object is being grasped by a robot hand
- closed(): Object can be opened
- open(): Object can be closed or kept opened
"""

The caption is:
"A black tray with a small container on it"

Based on the given image caption, the environmental information can be
summarized as follows:

```python
{
 "environment": {
 "assets": ["<black_tray>"],
 "asset_states": {},
 "objects": ["<small_container>"],
 "object_states": {
 "<small_container>": "on_something(<black_tray>)"
 }
 }
}
```
```

Fig. 18. An example of leveraging an image description model and ChatGPT to obtain environmental information from a scene. (a) The employment of a commercially-available image description model [38] to gain symbolic comprehension of the environment. (b) Utilizing ChatGPT to format the information derived from the image description.

(a) **Online robot teaching interface**


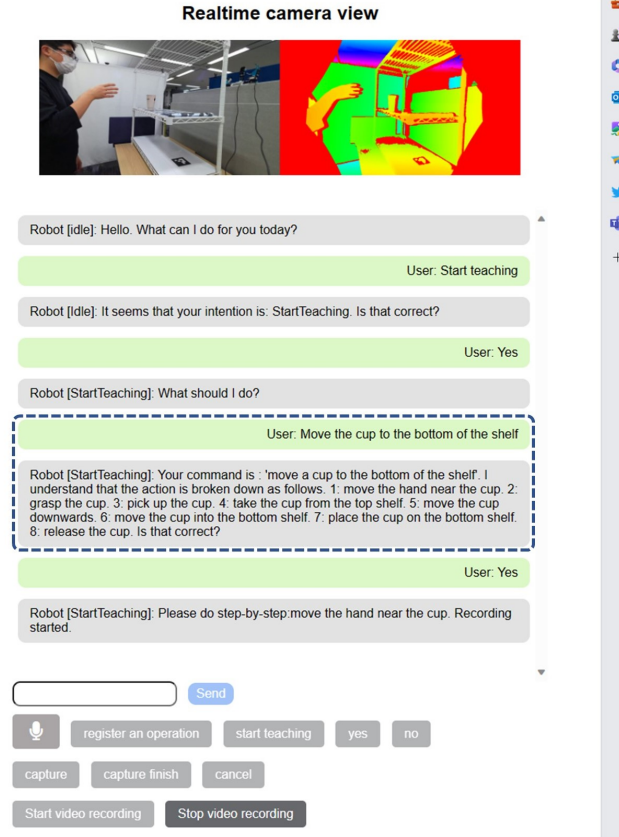


Fig. 19. An example of integrating the proposed ChatGPT-empowered task planner into a robot teaching system. (a) A teaching system that incorporates the task planner (indicated by the dashed box). Following task planning, the system asks the user to visually demonstrate the tasks in a step-by-step manner. “How-to-do” parameters are then extracted from this visual demonstration. (b) (Top) The step-by-step demonstration corresponding to the planned tasks. (Middle and Bottom) Execution of the tasks by two different types of robot hardware.

Necessary and sufficient robot actions are defined as follows:

"""

"ROBOT ACTION LIST"

- move_hand(): Move the robot hand from one position to another with/without grasping an object.
- grasp_object(): Grab an object.
- release_object(): Release an object in the robot hand.
- move_object(): Move the object grabbed by the robot hand from one position to another. move_object() is allowed only when the object is not physically constrained by the environment. For example, if the robot hand moves an object on the floor to another location, move_object() is not allowed because the object is constrained by the floor.
- detach_from_plane(): This action can only be performed if an object is grabbed. Move the grabbed object from a state in which it is constrained by a plane to a state in which it is not constrained by any plane. For example, detach_from_plane() is used when a robot hand picks up an object on a table.
- attach_to_plane(): This action can only be performed if an object is grabbed. The opposite operation of detach_from_plane().
- open_by_rotate(): This action can only be performed if an object is grabbed. Open something by rotating an object that is rotationally constrained by its environment along its rotation. For example, when opening a refrigerator, the refrigerator handle makes this motion. Also, when opening the lid of a plastic bottle, the lid makes this motion.
- adjust_by_rotate(): This action can only be performed if an object is grabbed. Rotate an object that is rotationally constrained by its environment along its rotation. For example, when adjusting the temperature of a refrigerator, the temperature knob makes this motion.
- close_by_rotate(): This action can only be performed if an object is grabbed. The opposite operation of open_by_rotate().
- open_by_slide(): This action can only be performed if an object is grabbed. Moves an object that is translationally constrained in two axes from its environment along one unbounded axis. For example, when opening a sliding door or drawer, the handle makes this movement.
- adjust_by_slide(): This action can only be performed if an object is grabbed. Slide an object that is translationally constrained in two axes from its environment along one unbounded axis. For example, when widen the gap between a sliding door and the wall, the handle makes this movement.
- close_by_slide(): This action can only be performed if an object is grabbed. The opposite operation of open_by_slide().
- wipe_on_plane(): This action can only be performed if an object is grabbed. Move an object landing on a plane along two axes along that plane. For example, when wiping a window with a sponge, the sponge makes this motion.

"""

Fig. 20. The prompt explaining the robotic functions.

TABLE V
THE LIST OF SCENARIOS AND THEIR TASK SEQUENCES USED IN THE EXPERIMENT

| Scenario | Textual instruction | Task sequence |
|------------|---|---|
| Scenario1 | Take the bread from the toaster on the kitchen counter and place it on the plate on the table | WalkTowards(toaster),
Grab(breadslice),
WalkTowards(kitchentable),
Put(breadslice, plate) |
| Scenario2 | Take the frying pan from the counter and place it in the sink | WalkTowards(stove),
Grab(fryingpan),
WalkTowards(sink),
Put(fryingpan, sink) |
| Scenario3 | Take the pie from the table and put it in the microwave | WalkTowards(kitchentable),
Grab(pie),
WalkTowards(microwave),
Open(microwave),
Putin(pie, microwave),
Close(microwave),
SwitchOn(microwave) |
| Scenario4 | Take the condiment shaker from the bookshelf and place it on the table | WalkTowards(bookshelf),
Grab(condimentshaker),
WalkTowards(kitchentable),
Put(condimentshaker, kitchentable) |
| Scenario5 | Take the book from the table and put it on the bookshelf | WalkTowards(kitchentable),
Grab(book),
WalkTowards(bookshelf),
Put(book, bookshelf) |
| Scenario6 | Take the water glass from the table and drink from it | WalkTowards(kitchentable),
Grab(waterglass),
Drink(waterglass),
Put(waterglass, kitchentable) |
| Scenario7 | Take the salmon on top of the microwave and put it in the fridge | WalkTowards(microwave),
Grab(salmon),
WalkTowards(fridge),
Open(fridge),
Putin(salmon, fridge),
Close(fridge) |
| Scenario8 | Turn on the TV | WalkTowards(tvstand),
SwitchOn(tv) |
| Scenario9 | Put a plate that is on the table into the sink | WalkTowards(kitchentable),
Grab(plate),
WalkTowards(sink),
Put(plate, sink) |
| Scenario10 | Take the pie on the table and warm it using the microwave | WalkTowards(kitchentable),
Grab(pie),
WalkTowards(stove),
Open(stove),
Putin(pie, stove),
Close(stove) |
| Scenario11 | Put the sponge in the sink and wet it with water | WalkTowards(kitchencounter),
Grab(washingsponge),
WalkTowards(sink),
Put(washingsponge, sink),
SwitchOn(faucet) |
| Scenario12 | Take the knife from the table and move it to another place on the table | WalkTowards(kitchentable),
Grab(cutleryknife),
WalkTowards(kitchentable),
Put(cutleryknife, kitchentable) |
| Scenario13 | Take the plate from the table and move it to another place on the table | WalkTowards(kitchentable),
Grab(plate),
WalkTowards(kitchentable),
Put(plate, kitchentable) |
| Scenario14 | Take the condiment bottle from the bookshelf and put it on the table | WalkTowards(bookshelf),
Grab(condimentbottle),
WalkTowards(kitchentable),
Put(condimentbottle, kitchentable) |