

Personalizing Digital Health Behavior Change Interventions using Machine Learning and Domain Knowledge

Aneta Lisowska¹, Szymon Wilk¹, and Mor Peleg²

¹ Institute of Computing Science, Poznań University of Technology, Poznań, Poland
{aneta.lisowska, szymon.wilk}@put.poznan.pl

² Department of Information Systems, University of Haifa, Haifa, Israel
morpeleg@is.haifa.ac.il

Abstract. We are developing a virtual coaching system that helps patients adhere to behavior change interventions (BCI). Our proposed system predicts whether a patient will perform the targeted behavior and uses counterfactual examples with feature control to guide personalization of BCI. We evaluated our prediction model using simulated patient data with varying levels of receptivity to intervention.

Keywords: BCI, Personalisation, Machine Learning, MHealth

1 Introduction

As part of the Horizon 2020 CAPABLE (CAncer PATient Better Life Experience) project, we are developing a mobile health (mHealth) application that aims to facilitate the mental wellbeing of cancer patients. It offers multiple evidence-based digital health behaviour change interventions (BCIs) from the domains of mindfulness, physical exercise, and positive thinking, targeting various aspects of wellbeing (e.g., stress, insufficient sleep etc.) [4]. Each BCI defines a target activity, that when performed regularly may lead to improvement in one or multiple wellbeing outcomes. For example, evidence-based studies showed that meditation may reduce stress and may improve the quality of sleep.

Potential prolonged wellbeing benefits depend on regular engagement with the recommended activity. To support patients with BCI adherence, we design a Virtual Coaching (VC) system combining knowledge- and data-driven approaches. VC uses personalization and prediction models. We utilise Behaviour Change Intervention Ontology [5] (BCIO) and Fogg's Behaviour Model [1] to select modifiable inputs of personalisation model and machine learning to predict patient behaviour.

Fogg suggests that a person will perform a target behaviour when they are sufficiently motivated, have the skill/ability to perform the behaviour, and there is a trigger prompting them to do it [1]. In our previous work [3] we identified some factors influencing these three components, and formulated Fogg's Model

as:

$$Behaviour = \begin{cases} 1 & \text{if } (Motivation \times Ability \times Trigger) > \text{action threshold} \\ 0 & \text{otherwise} \end{cases} \quad (1)$$

Each of these components (including action threshold) will vary among individuals and will depend on the type of suggested activity and users' current context (both internal, e.g., emotional state and external e.g., weather).

In this work we propose to utilise counterfactual examples with feature control to guide BCI personalisation (See Figure 1). A counterfactual example is a hypothetical input instance that is similar to the original instance, but with certain features modified in order to produce a different prediction from the machine learning (ML) model. For example model predicts that "John (age 67, male etc) given his current context (stressed, fatigued, outside of home, on Tuesday afternoon) will not perform a 45 minutes brisk walk if the VC sends him motivating reminder at this point." However, if we change the walk duration to 30 minutes or to slower speed the model predicts that John will perform the suggested activity.

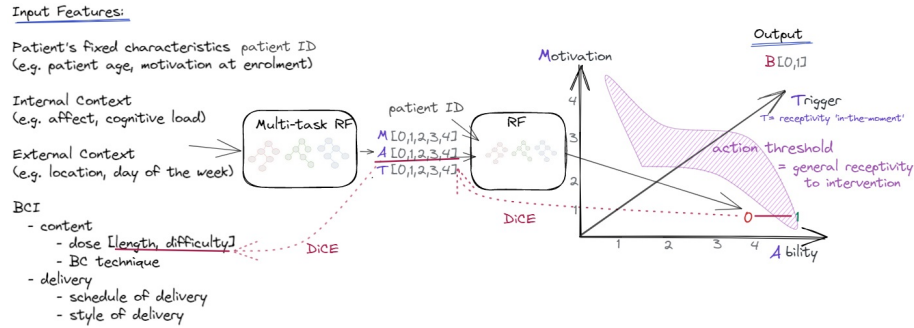


Fig. 1: An example of using DiCE with feature control to guide the personalisation of BCI. In the first backward step we want to change RF prediction from not performed to performed. The counterfactual example suggest to increase Ability. In the second backwards step we want to change RF prediction of Ability from class 3 to 4. The counterfactual example shows that we can keep the recommended activity type but we need to suggest shorter walk at lower speed.

2 Related Work

Kunzler *et al.* [2] investigated factors affecting patient receptiveness to intervention. They found that the fixed (unchangeable) user characteristics (e.g., age, gender, personality) impact general participants' receptivity and the extrinsic factors (e.g., date, battery status) show associations with the receptivity in-the-moment. We use this distinction and map general intervention receptivity to

action threshold and receptivity in-the-moment to trigger magnitude in Fogg’s model (Figure 1).

3 Methods

3.1 Behaviour Prediction Model

We trained an RF model to predict a patient’s behavior (i.e., the execution of a target activity framed as a binary classification problem) using their fixed characteristics (age, gender, motivation at enrollment), internal context (affect, cognitive load), external context (motion, location, time of day, day of the week), and BCI properties (activity type, dose, delivery schedule, message phrasing, and content). We use `scikit-learn` implementation of the RF with default parameters and balanced class weighting.

3.2 Personalisation Method

We use the DiCE (Diverse counterfactual explanation) framework[6] with feature control to identify specific changes that need to be made to BCI in order to increase the likelihood that the patient will adhere to it (i.e perform target behaviour). Feature control is a technique that ensures that generated counterfactual explanations satisfy certain constraints. For example, we might want to increase a patient ability to perform a target behaviour but we cannot change the fixed characteristics, e.g. age. We allow changes to the features which relate to BCI but not to patient characteristics or their context.

3.3 Evaluation Method

There is a gap in health BCI research in terms of availability of public BCI datasets. To be able to evaluate an ML-based intervention personalisation approach prior to commencement of the clinical study it is necessary to create synthetic data. In our previous work [3] we developed a simulator based on Fogg’s model which computes MAT components based on multiple data items and uses equation 1 to generate binary behaviour outputs (behavior was performed or not). Here we simplify simulation so that each MAT dimension has an integer value from 0-4, depending only on model input features described in section 3.1. Following equation 1 the action thresholds should have values between 0 and 64. At the action threshold of 0, a behaviour is always performed, and at 64 – never.

In this study, we simulate patients with varying action thresholds to examine the impact of different thresholds on the performance of the RF model. We also generate datasets with diverse numbers of patients with varying action thresholds (generated at random) to explore how the RF could benefit from learning across multiple patients. We train the model on all patients but use patient identifier as a feature to distinguish between patient or group of patients if it is necessary.

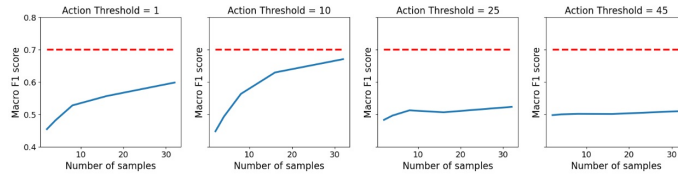


Fig. 2: Impact of action threshold on RF behaviour prediction performance.

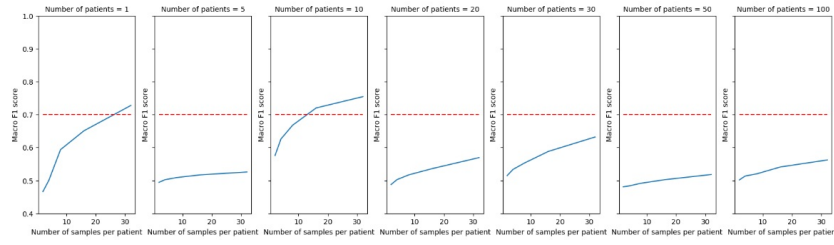
4 Experiments

The simulator is used to generate both training and testing examples. We generate 400 samples per patient for testing, while we vary the number of samples from 2-32 for training. It is important to note that we assume that during the intervention, we receive one annotated sample from an individual per day (either the patient performed the target behavior or not), and we consider a maximum of one month of data collection.

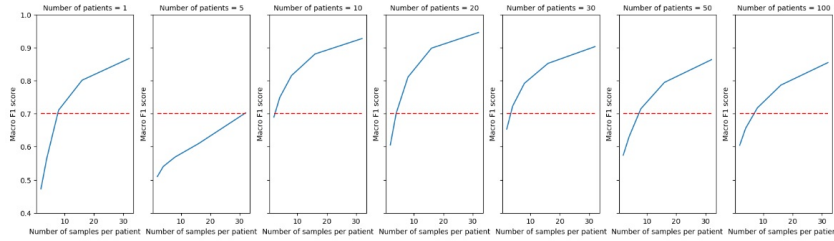
Learning to Predict Behaviour for Simulated Patients with Different Action Thresholds We investigate how the action threshold impacts the number of samples required to train the RF model for behaviour prediction. As shown in Figure 2, for a receptive individual (action threshold = 10), RF needs around 30 samples to achieve approx 0.7 macro F1 score. When the activity threshold is low, we have only positive examples and RF is struggling to learn the context in which the behaviour is not performed. A similar problem arises when the activity threshold is set too high. In such cases, the model cannot be trained effectively because there are very few positive examples to learn from.

Learning from Multiple Simulated Patients. Figure 3a shows that increasing number of samples through increasing number of patients in a study might not necessarily lead to better learning of behaviour prediction because patients would likely have different general receptivity levels. The proportion of patients with higher general receptivity to intervention might be more predictive of model performance than the total number of simulated patients. For example, learning from a smaller group of 10 patients (with 30 samples per patients), where 80% have an action threshold below 40, leads to a higher macro F1 score for the RF model compared to learning from a larger group of 100 patients, where only 52% have an action threshold below 40.

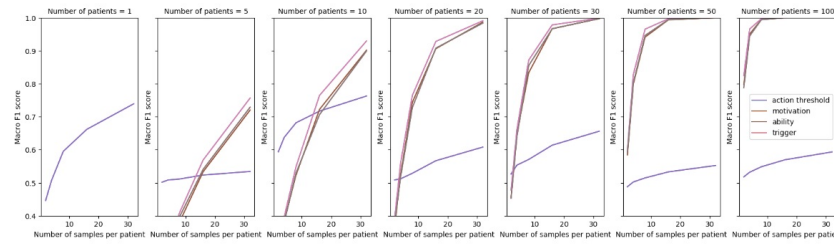
Adding Supervision for Enhanced Learning. We use the MAT values from the simulation as class output labels for a multi-class RF classifier. There might be variables that commonly contribute to one of MAT dimensions, as assumed in our simulation. For instance, activity difficulty and the patient’s physiological state may both contribute to patients ability to perform the target activity. Therefore, instead of directly predicting behavior, it may be easier for the model



(a) Predicting behaviour given context, BCI and participant ID features



(b) Predicting behaviour given MAT values and participant ID



(c) Predicting behaviour, motivation, trigger, ability given context and BCI

Fig. 3: Performance of RF model for varying number of simulated participants with different action thresholds. The % of participants with action threshold below 40 for plots from left (1) to right (100) is: 100, 40, 80, 65, 70, 52.

to learn where the patient stands on each axis separately. This is especially true when dealing with multiple patients, as shown in Figure 3c. Hence prediction of MAT could be an intermediate step in intervention personalisation. The MAT values might be subsequently fed alongside the patient ID to the next RF model to learn to predict the behaviour for each individual (See Figure 3b).

5 Discussion

Our experiments revealed that RF struggles to directly predict whether a patient performs the target behavior based on input features alone. Therefore, we propose a two-step system: 1) Predicting the MAT and 2) Predicting if the patient is above or below the action threshold (See Figure 1). To personalize the intervention, we use DiCE to: 1) Identify the most effective MAT dimension

to target for a given patient in a given context, and 2) Identify BCI properties that should be modulated to move the patient forward on the selected MAT axis. This approach assumes that while patients may differ in their general receptivity to interventions, there may be common factors that influence their motivation, ability, or receptivity in the moment.

The main limitation of our experiments is that the MAT values are generated by the simulated system. In a real-world intervention, MAT annotation would be obtained from user interactions with the VC. Trigger values could be assigned based on user responsiveness to notifications or ignored messages. Additional information about patients' ability and motivation might come from enrollment questionnaires, direct questions after the performance of the target behavior, or ratings of activities and motivational messages. For activities with demonstration videos (e.g., 'Tai Chi' lesson), we can approximate the patient's ability by measuring how long the video was played. The capture of this information would need to be planned for already at the BCI design stage.

In our future work, we aim to explore methods for capturing additional supervision information more seamlessly, without burdening patients, and integrating data collected at various frequencies to drive BCI personalization.

6 Conclusion

In this paper, we use domain knowledge to simulate different types of patients. We consider how person receptivity to intervention can impact ML model training and show that intermediate representation might be helpful in driving the effective learning of intervention personalisation. We propose to use DiCE method to generate possible ways of modulating the BCI to facilitate patients in performing target behaviour.

References

1. Fogg, B.J.: A behavior model for persuasive design. In: Proceedings of the 4th International Conference on Persuasive Technology. pp. 1–7 (2009)
2. Künzler, F., Mishra, V., Kramer, J.N., Kotz, D., Fleisch, E., Kowatsch, T.: Exploring the state-of-receptivity for mhealth interventions. *Proceedings of the ACM on Interactive, Mobile, Wearable and Ubiquitous Technologies* **3**(4), 1–27 (2019)
3. Lisowska, A., Lavy, S., Wilk, S., Peleg, M.: Personality and habit formation: Is there a link? In: SMARTERCARE Workshop. pp. 42–48. CEUR-WS (2021)
4. Lisowska, A., Wilk, S., Peleg, M.: Sato (ideas expanded with bcio): Workflow for designers of patient-centered mobile health behaviour change intervention applications. *Journal of Biomedical Informatics* **138**, 104276 (2023)
5. Michie, S., West, R., Finnerty, A.N., Norris, E., Wright, A.J., Marques, M.M., Johnston, M., Kelly, M.P., Thomas, J., Hastings, J.: Representation of behaviour change interventions and their evaluation: Development of the upper level of the behaviour change intervention ontology. *Wellcome open research* **5** (2020)
6. Mothilal, R.K., Sharma, A., Tan, C.: Explaining machine learning classifiers through diverse counterfactual explanations. In: Proceedings of the 2020 Conference on Fairness, Accountability, and Transparency. pp. 607–617 (2020)