

Evaluating Online Bandit Exploration In Large-Scale Recommender System

Hongbo Guo, Ruben Naeff, Alex Nikulkov, Zheqing Zhu

Meta AI

United States

hongbog@meta.com, rubennaeff@meta.com, alexnik@meta.com, billzhu@meta.com

ABSTRACT

Bandit learning has been an increasingly popular design choice for recommender system. Despite the strong interest in bandit learning from the community, there remains multiple bottlenecks that prevent many bandit learning approaches from productionalization. One major bottleneck is how to test the effectiveness of bandit algorithm with fairness and without data leakage. Different from supervised learning algorithms, bandit learning algorithms emphasize greatly on the data collection process through their explorative nature. Such explorative behavior may induce unfair evaluation in a classic A/B test setting. In this work, we apply upper confidence bound (UCB) to our large scale short video recommender system and present a test framework for the production bandit learning life-cycle with a new set of metrics. Extensive experiment results show that our experiment design is able to fairly evaluate the performance of bandit learning in the recommender system.

KEYWORDS

Recommendation System, Bandits, Upper Confidence Bound, Reinforcement Learning, Exploration vs Exploitation, A/B Testing

1 INTRODUCTION

Short-form videos have got increasingly more traction on platforms such as on Instagram, Youtube and Tiktok, which demands an efficient recommender system (RS) that understands users' video interests with few interactions. A user's interactions to a recommended video are comprehensive, usually includes click, sharing, comments, likes or dislikes, video consumption time, etc. All of these objectives reflect the real user interest, and optimizing these objectives in a multi-task machine learning model (MTML) is one of the main-stream modeling choice for recommender systems. While supervised MTML methods have been widely applied to RS for exploitation, it remains a challenge how to explore for user's true preferences according to all signals from the multi-task setting [7, 9, 15, 23, 31, 33]. Multi-armed bandit (MAB) algorithms, as a means to explore users' true interests with minimum online interactions for recommender systems [4, 6, 11, 18–20, 26, 28, 30, 32], are deemed as a suitable choice for such exploration problems. Despite the advancements in bandit learning for large scale recommender systems, critical issues still exist when applying bandit learning algorithms to the above setup, particularly difficulty of measurement in online tests.

In a traditional A/B test setting, a portion of users is allocated to control group, and another portion of users to test group where some new algorithm is applied on. This way, there is no data leakage between the two groups when we evaluate the new algorithm. However, this test setting does not work well for bandit algorithm

in the recommendation system. The bandit algorithm's exploration nature may put disadvantage to the test group and induces unfair evaluation in this classic A/B test setting. More detailed, the test group has to sacrifice when conducting exploration. The control group does not explore nor sacrifice, however, it still gets benefit from the exploration of the test group. This is because the two groups share the same backbone MTML model trained on *all users data*. This data contains the exploration information from the test group and allows control group to benefit unfairly.

In this paper, we present a new A/B test setting for fair evaluation of bandit algorithms in our production recommender systems. In our test design, we train the MTML model separately for control and test groups, respectively using their own data. This test setting prevents the exploration information of test group from leaking to control group so that we get a fair evaluation. The rest of the paper is presented as follows. In section 2, we conduct literature review on bandit learning and its interactions with A/B testing. In section 3, we introduce the problem definition, and the bandit learning life-cycle. In section 4, we conduct a special A/B test for more accurate measurement, and introduce a framework of *exploration efficiency* metrics that illustrate how our approach impacts the system's dynamics. Section 5 concludes the paper and briefly covers our future work.

2 RELATED WORK

Bandit Learning. MAB is a decision-making problem where the agent aims to learn the best action with minimum number of environment interactions where the actions do not present long-term consequences [1, 2]. Various bandit learning algorithms have been developed to address the problem above, including UCB [2, 17, 21], LinUCB [8, 18], neural network based algorithms [32, 33], and episodic neural recommendations algorithms [33]. There have been research that scales MAB to a Multi-Task learning setting that differs from ours. KMTL-UCB [10] treats different contexts as different tasks and leverages context similarity to improve learning performance. AutoSeM [16] leverages bandit learning for auxiliary task selection to improve model performance instead of directly exploring for target reward. [27] presents a theoretical analysis on multi-task linear bandits in a LinUCB setup. None of the multi-task settings above conducted online experiments on recommender systems.

A/B Test Design for Bandit Learning Agents. Few studies have been conducted on the fairness of A/B tests on bandit learning algorithms. It has been shown that bandit learning requires very careful user splitting in the A/B test, otherwise overlapping may violate the representativeness of the arms [12]. A recent study combines A/B tests and MAB learning to achieve higher power

in experiment design [29], which does not address the problem of exploration data leakage in the A/B testing setting. Beyond these studies, many of the causal inference communities’ bandit learning works have been adaptive experimentation [3, 5, 13, 24], which focuses on using bandit learning to choose experiment treatment groups and they are different from our setting.

3 PROBLEM, SOLUTION AND SYSTEM SET UP

3.1 Formulation of the problem

We frame recommender system design as a non-parameterized multi-armed bandit (MAB) problem where an agent gets an observation at time step t , takes an action and receives a reward at time $t + 1$. More formally, we define the recommender MAB problem as the following:

Action Space \mathcal{A} : In our application, videos are clustered by video features and each cluster corresponds to one topic. Here each topic is a bandit arm. This clustering helps to reduce the action space [14, 22, 25]. Though our non-parametric bandit solution is not a contextual bandit model with trainable weights¹, some contextual features of the videos are indeed utilized in our system. Conceptually, videos belonging to the same cluster are samples of the same bandit arm, and they share their features thanks to the clustering. The action is to choose one of the topics. The size of action space is $|\mathcal{A}| = K$, representing the K different topics and K is limited to a few hundreds.

Observation Space \mathcal{S} : There are two attributes in the observation space for recommender system, user and available actions. Although we do not leverage parameterization for modeling uncertainty, we adopt different uncertainty calculation for different users. Each $\langle \text{user}, \text{topic} \rangle$ pair has its own UCB score calculated. Also in production recommender systems, not all recommendations in the action space is available at time step t . More formally, we define $S_t = (C_t, \mathcal{A}_t)$, where C_t is the user and $\mathcal{A}_t \in \mathcal{A}$ is the subset of available actions. Given the definitions above, at round $t + 1$, the agent selects a best action a_{t+1} from the action space $a_{t+1} \in \mathcal{A}_t$.

Reward Space: The reward $r_a(T, C_{t-1})$ is the feedback given by the environment once action a is taken for task T and user C_{t-1} . Similar to many other recommendation systems such as Netflix or Spotify [15, 19, 20], the tasks of our recommender system include users play, comment, share or like.

3.2 UCB applied to MTML Recommender System

In this work, we adopt the optimism facing uncertainty principle and apply Upper Confidence Bound (UCB) approach for bandit learning and execution to the recommender system. The UCB formula adopted in our experiment consists of two items, the expected reward of an action applied to a context and the exploration bonus:

$$U_{t,a}(C_{t-1}) = \sum_{T \in \mathcal{T}} \alpha_T \hat{r}_a(T, C_{t-1}) + \gamma \sqrt{\frac{\ln N_t(C_{t-1})}{N_{t,a}(C_{t-1})}}. \quad (1)$$

Here a represents the arm or topic and \mathcal{T} is the set of tasks. $N_t(C_{t-1})$ represents the total number of times the recommender system interacts with the user C_{t-1} and $N_{t,a}(C_{t-1})$ represents the number

¹(Such as LinUCB [18] which takes features as input and predicts UCB scores).

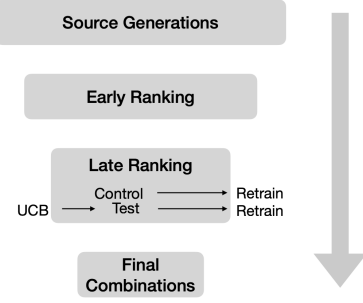


Figure 1: Bandit Learning for Ranking Funnel

of times the recommender system has recommended topic a to the user C_{t-1} . γ is a hyperparameter to adjust the aggressiveness for exploration and α_T is the importance of task T .

The goal of this UCB formula is to induce a more explorative behavior when uncertainty is high. Assuming the task of interest here is to predict whether user will click the video. A click is a good reward, and a non-click is a bad reward. For example, if we tried 100 times on football arm and got 99 clicks, then we want to keep recommending football videos so as to exploit. Besides football, the user may also be interested in another topic, such as the romantic videos. On romantic arm, let’s say we had recommended 3 videos and user clicked 1 of them. It looks that romantic is not favorable, but we only tried as few as 3 times after all. It may be worth taking some risk and explore more on romantic since we are uncertain about it due to limited number of trials.

The position of UCB exploration in our recommender system is depicted in Fig. 1. Our recommender system is a complicated multi-stage funnel system, which consists of content source generation, early ranking and late ranking for multiple tasks. This MTML is a very powerful supervised model and the late ranking score serves as a very good estimation of reward (the 1st item of of Eq. 1). We add the UCB exploration bonus (the 2nd item of Eq. 1) to the late ranking score. This contextual non-parametric version of UCB offers an elegant estimation of the confidence set for all the tasks and hence simultaneously explores and learns to personalize for multiple different tasks such as click, comment, like and share.

3.3 Measure Bandit Learning in A/B Test

Since UCB is an online bandit learning algorithm, it introduces natural complexity when trying to apply hypothesis testing methods, such as A/B testing, to measure the effectiveness. The bandit learning agent in the test group sacrifices its immediate performance to explore and learn new information from the user. However, this valuable information is actually leaked to the control group’s agent due to the fact that all groups share the same backbone MTML. This yields unfairness to the test group’s agent because both groups’ agents benefit from this valuable information but the bandit learning agent in the test group has to sacrifice its performance to retrieve such information.

To address the issue above, we adopted a customized A/B testing mechanism to bound the performance of bandit learning algorithms. We divide our users into three groups: production, control and test

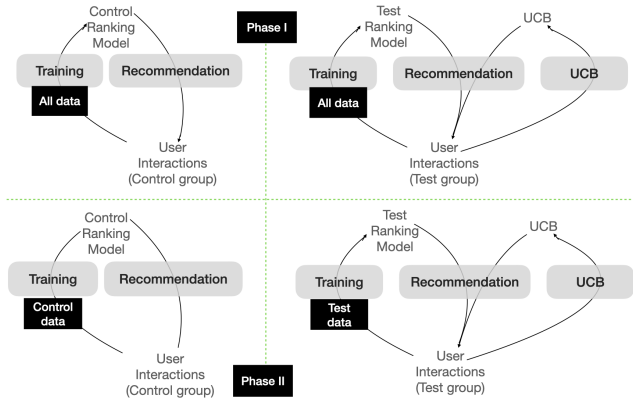


Figure 2: Bandit Learning A/B Test Phases

group. Control and test groups only consist of a small portion of all users, while production group represents the majority of users. In our A/B test, we focus on control and test groups. Instead of a single phase A/B test with all data shared for model refreshing, we will set up the experiments for two phases.

In Phase I, we test the effect of UCB without dedicated posterior update in each group to measure the lower bound of bandit learning capability. In this phase, the uncertainty of UCB calculated in 2nd item of Eq. 1 is applied to the test group, but not to the control group. All groups share the same reward mean estimation $\hat{r}_a(T, C)$ which is from MTML model trained on all data across production, control and test groups. Given that all groups share the same MTML, we expect the test group to personalize better first, but will be caught up with by the control group over the long term due to the data leakage.

In Phase II, we enable data split between test and control group and train dedicated MTML models, respectively. The control group’s MTML is trained by its own users data, and so is the test group. Their training data are of the same amount since control and test groups are of same population size. This allows a proper posterior update for each group separately, without data leakage. We expect the performance of the test group to improve on top of phase I’s result with better exploration strategy. Phase I and Phase II together provides the upper and lower bounds of the bandit learning performance. For more details, please refer to Figure 2 where upper half of the figure is Phase I and lower half is Phase II, while left half is control and right half is test.

4 ANALYSIS

4.1 Set Up

Our experiment ran in two phases lasting for 3 and 2 weeks, respectively. In Phase I, we applied UCB to the test group, retraining our model with the full dataset collected across production, control and test groups. All groups are exposed to the same model. In Phase II, we retrained the ranking model on each group separately. In both phases, we trained the model daily. Across both phases and both groups, they share the expected reward MTML model architecture with the same training computational resources. In Phase II, each group, either control or test, is from a small portion of our whole

users set. Due to the fact that on our platform there are as many as over 1 billion users, each group actually contains large amount of data. Thus, each group is large enough to allow the MTML model to be well trained.

4.2 Metrics

To measure the success of our approach, we look at the number of *plays* of short-form videos. To measure the quality of those plays, we also look their *loop rate* and *skip rate*, i.e., if users watch a video repetitively, for less than a few seconds.

In addition, to evaluate whether our policy follows a near-optimal posterior belief, we develop a suite of *exploration efficiency* metrics. Using a coarse taxonomy of 30 topics, we create posterior distributions for $p(\text{relevant})$ for each $\langle \text{user}, \text{topic} \rangle$ pair, based on past recommendations, where we mark the completed videos as relevant. Note that this includes never-seen topics.² By sampling from these posteriors, we can compute the probability that a topic would be the most relevant, i.e., we create a probability distribution P over all topics. Ideally, our policy follows this belief, so we compare this with our recommended topic distribution Q .³ For these metrics, we assume independence between topics.

Now we can define the *exploration inefficiency (EI)* as the KL divergence between P and Q , *topic diversity (TD)* as the number of recommended topics, *interest uncertainty (IU)* as the entropy of P , and *topic excellence (TE)* as the probability that any given recommendation happens to be on the most relevant topic.

$$EI = D_{\text{KL}}(P \parallel Q) = \sum_i p_i \log \frac{p_i}{q_i} \quad (2)$$

$$TD = |Q| = \# \text{ topics} \quad (3)$$

$$IU = H(P) = - \sum_i p_i \log p_i \quad (4)$$

$$TE = P \cdot Q = \sum_i p_i q_i \quad (5)$$

We average these user-level metrics across all users. For topic excellence, the average is weighted by the number of plays. In the KL divergence, we impute missing topics with a small value, which skews the metric worse for light users. Our experiment aims for a lower exploration inefficiency and a higher topic excellence.

4.3 Findings

Comparing treatment with control, we find an increase bounded around +0.5% plays of short-form videos (Fig. 3). We make three observations: plays go up in phase I, yet after a while these gains start to diminish; then in phase II we see again an increase. We will discuss some interpretations later on.

In our control group (Fig. 4), we see the effects of a classic *feedback loop problem*: for more active users we are exploring less efficiently, and while we get a clearer picture of which topics have potential, we do not seem to be exploring them. The shaded bell curve is the distribution of total plays per user.

In Fig. 5, we see that our experiment indeed decreases our exploration inefficiency, which stays consistently low throughout Phase I and II. As a result, diversity increases, as uncertain topics are

²We use beta distributions with a light prior based on topic’s and user’s averages.

³We compute P with data before today, while Q is computed with today’s data.

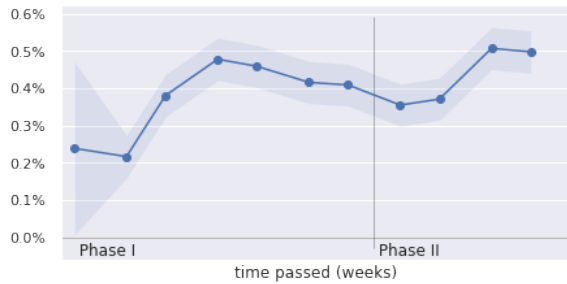


Figure 3: Effect on play count (test/control-1)

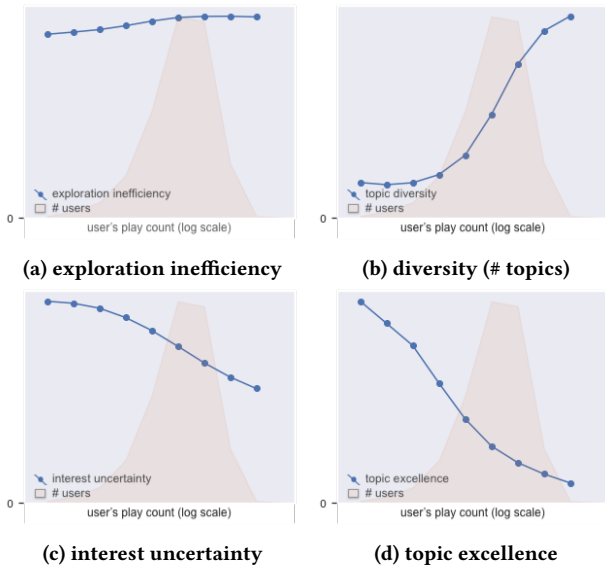


Figure 4: Exploration efficiency by user activity (control)

promoted. Yet, as certainty grows, these promotions get weaker. In Phase II, when our model learns, diversity grows again, as new interests are recommended. Topic excellence also shows an initial jump as the potential of our unexplored topics is high (we're optimistic), steadily decreasing as we face reality, and, in Phase II, increasing when we recommend our newly discovered and superior topics again. To recap, exploration inefficiency dropped, and topic excellence grew, as we had intended.

In Fig. 6, the initial bump might point at novelty effects, as new topics are boosted. Then rates reverse, suggesting that users have the opportunity to explore new interests by swiping through some of the suggestions. In Phase II, when the model learns from the newly-explored topics, users seem to have found their interests: loop rates are higher than in control and skip rates end up statistically tied to control.

5 CONCLUSION AND FUTURE WORK

In this work, we formulate our short-form video recommender system as a contextual non-parametric multi-armed bandit problem. We introduce a practical bandit learning lifecycle for recommender

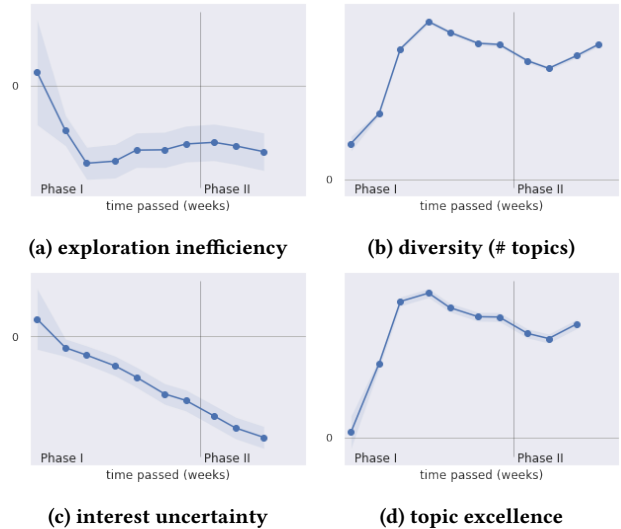


Figure 5: Effect on exploration efficiency (test/control-1)

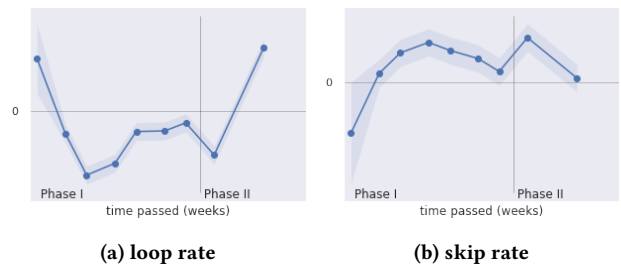


Figure 6: Effect on video engagement (test/control-1)

systems, and present a customized A/B test design for fair measurement of performance. The test is a multi-stages A/B testing framework, and it provides more experimental information than classical A/B testing. It is able to fairly evaluate bandit learning performance without data leakage. At last, our experiments show empirically that the bandit learning approach significantly improves personalization for multiple tasks. These observations had been testified by our customized A/B testing framework and comprehensive metrics.

REFERENCES

- [1] Jean-Yves Audibert, Rémi Munos, and Csaba Szepesvári. 2009. Exploration-exploitation tradeoff using variance estimates in multi-armed bandits. *Theoretical Computer Science* 410, 19 (2009), 1876–1902.
- [2] Peter Auer, Nicolò Cesa-Bianchi, and Paul Fischer. 2002. Finite-time analysis of the multiarmed bandit problem. *Machine learning* 47, 2 (2002), 235–256.
- [3] Eytan Bakshy, Lili Dworkin, Brian Karrer, Konstantin Kashin, Benjamin Letham, Ashwin Murthy, and Shaun Singh. 2018. AE: A domain-agnostic platform for adaptive experimentation. In *Conference on Neural Information Processing Systems*. 1–8.
- [4] Andrea Barraza-Urbina and Dorota Glowacka. 2020. Introduction to bandits in recommender systems. In *Proceedings of the 14th ACM Conference on Recommender Systems*. 748–750.
- [5] Giuseppe Burtini, Jason Loeppky, and Ramon Lawrence. 2015. A survey of online experiment design with the stochastic multi-armed bandit. *arXiv preprint arXiv:1510.00757* (2015).

- [6] Olivier Chapelle and Lihong Li. 2011. An empirical evaluation of thompson sampling. *Advances in neural information processing systems* 24 (2011).
- [7] Zhongxia Chen, Xiting Wang, Xing Xie, Tong Wu, Guoqing Bu, Yining Wang, and Enhong Chen. 2019. Co-Attentive Multi-Task Learning for Explainable Recommendation. In *IJCAI*. 2137–2143.
- [8] Wei Chu, Lihong Li, Lev Reyzin, and Robert Schapire. 2011. Contextual bandits with linear payoff functions. In *Proceedings of the Fourteenth International Conference on Artificial Intelligence and Statistics*. JMLR Workshop and Conference Proceedings, 208–214.
- [9] Paul Covington, Jay Adams, and Emre Sargin. 2016. Deep neural networks for youtube recommendations. In *Proceedings of the 10th ACM conference on recommender systems*. 191–198.
- [10] Aniket Anand Deshmukh, Urun Dogan, and Clay Scott. 2017. Multi-task learning for contextual bandits. *Advances in neural information processing systems* 30 (2017).
- [11] Gangan Elena, Kudus Milos, and Ilyushin Eugene. 2021. Survey of multiarmed bandit algorithms applied to recommendation systems. *International Journal of Open Information Technologies* 9, 4 (2021), 12–27.
- [12] Tong Geng, Xiliang Lin, and Harikesh S Nair. 2020. Online evaluation of audiences for targeted advertising via bandit experiments. In *Proceedings of the AAAI Conference on Artificial Intelligence*, Vol. 34. 13273–13279.
- [13] Tong Geng, Xiliang Lin, Harikesh S Nair, Jun Hao, Bin Xiang, and Shurui Fan. 2021. Comparison Lift: Bandit-based Experimentation System for Online Advertising. In *Proceedings of the AAAI Conference on Artificial Intelligence*, Vol. 35. 15117–15126.
- [14] Claudio Gentile, Shuai Li, Purushottam Kar, Alexandros Karatzoglou, Giovanni Zappella, and Evans Etrue. 2017. On context-dependent clustering of bandits. In *International Conference on machine learning*. PMLR, 1253–1262.
- [15] Carlos A Gomez-Urbe and Neil Hunt. 2015. The netflix recommender system: Algorithms, business value, and innovation. *ACM Transactions on Management Information Systems (TMIS)* 6, 4 (2015), 1–19.
- [16] Han Guo, Ramakanth Pasunuru, and Mohit Bansal. 2019. Autosem: Automatic task selection and mixing in multi-task learning. *arXiv preprint arXiv:1904.04153* (2019).
- [17] Tor Lattimore and Csaba Szepesvári. 2020. *Bandit algorithms*. Cambridge University Press.
- [18] Lihong Li, Wei Chu, John Langford, and Robert E Schapire. 2010. A contextual-bandit approach to personalized news article recommendation. In *Proceedings of the 19th international conference on World wide web*. 661–670.
- [19] James McInerney, Benjamin Lacker, Samantha Hansen, Karl Higley, Hugues Bouchard, Alois Gruson, and Rishabh Mehrotra. 2018. Explore, exploit, and explain: personalizing explainable recommendations with bandits. In *Proceedings of the 12th ACM conference on recommender systems*. 31–39.
- [20] Rishabh Mehrotra, Niannan Xue, and Mounia Lalmas. 2020. Bandit based optimization of multiple objectives on a music streaming platform. In *Proceedings of the 26th ACM SIGKDD international conference on knowledge discovery & data mining*. 3224–3233.
- [21] Nhan Nguyen-Thanh, Dana Marinca, Kinda Khawam, David Rohde, Flavian Vasile, Elena Simona Lohan, Steven Martin, and Dominique Quadri. 2019. Recommendation System-based Upper Confidence Bound for Online Advertising. *arXiv preprint arXiv:1909.04190* (2019).
- [22] Sandeep Pandey, Deepayan Chakrabarti, and Deepak Agarwal. 2007. Multi-armed bandit problems with dependent arms. In *Proceedings of the 24th international conference on Machine learning*. 721–728.
- [23] Qi Pi, Guorui Zhou, Yujing Zhang, Zhe Wang, Lejian Ren, Ying Fan, Xiaoqiang Zhu, and Kun Gai. 2020. Search-based user interest modeling with lifelong sequential behavior data for click-through rate prediction. In *Proceedings of the 29th ACM International Conference on Information & Knowledge Management*. 2685–2692.
- [24] Anna Rafferty, Huiji Ying, Joseph Williams, et al. 2019. Statistical consequences of using multi-armed bandits to conduct adaptive educational experiments. *Journal of Educational Data Mining* 11, 1 (2019), 47–79.
- [25] Sulthana Shams, Daron Anderson, and Douglas Leith. 2021. Cluster-based bandits: Fast cold-start for recommender system new users. In *Proceedings of the 44th International ACM SIGIR Conference on Research and Development in Information Retrieval*. 1613–1616.
- [26] Nicollas Silva, Heitor Werneck, Thiago Silva, Adriano CM Pereira, and Leonardo Rocha. 2022. Multi-armed bandits in recommendation systems: A survey of the state-of-the-art and future directions. *Expert Systems with Applications* 197 (2022), 116669.
- [27] Marta Soare, Ouais Alsharif, Alessandro Lazaric, and Joelle Pineau. 2014. Multi-task linear bandits. In *NIPS2014 workshop on transfer and multi-task learning: theory meets practice*.
- [28] Liang Tang, Yexi Jiang, Lei Li, Chunqiu Zeng, and Tao Li. 2015. Personalized recommendation via parameter-free contextual bandits. In *Proceedings of the 38th international ACM SIGIR conference on research and development in information retrieval*. 323–332.
- [29] Ding Xiang, Rebecca West, Jiaqi Wang, Xiquan Cui, and Jinzhou Huang. 2022. Multi Armed Bandit vs. A/B Tests in E-commerce-Confidence Interval and Hypothesis Test Power Perspectives. In *Proceedings of the 28th ACM SIGKDD Conference on Knowledge Discovery and Data Mining*. 4204–4214.
- [30] Pan Xu, Zheng Wen, Handong Zhao, and Quanquan Gu. 2020. Neural contextual bandits with deep representation and shallow exploration. *arXiv preprint arXiv:2012.01780* (2020).
- [31] Xiaojian Zhao, Guangda Li, Meng Wang, Jin Yuan, Zheng-Jun Zha, Zhoujun Li, and Tat-Seng Chua. 2011. Integrating rich information for video recommendation with multi-task rank aggregation. In *Proceedings of the 19th ACM international conference on Multimedia*. 1521–1524.
- [32] Dongruo Zhou, Lihong Li, and Quanquan Gu. 2020. Neural contextual bandits with ucB-based exploration. In *International Conference on Machine Learning*. PMLR, 11492–11502.
- [33] Zheqing Zhu and Benjamin Van Roy. 2022. Scalable Exploration for Production Deep Learning Recommender Systems. *Unpublished Manuscript* (2022).