

Unifying Market Microstructure and Dynamic Asset Pricing

Davide Lauria^{1,*}, Yuan Hu², W. Brent Lindquist³, and Svetlozar T. Rachev³

¹Department of Economics, Statistics and Finance, University of Calabria, Arcavacata di Rende, Italy,
davide.lauria82@gmail.com

²Department of Mathematics, University of California San Diego, La Jolla CA 92093-0112, U.S.A.,
yuh099@ucsd.edu

³Department of Mathematics & Statistics, Texas Tech University, Lubbock TX 79409-1042, U.S.A.
brent.lindquist@ttu.edu; zari.rachev@ttu.edu

April 6, 2023

Abstract

In this work, we introduce a discrete binary tree for pricing contingent claims with underlying securities that are characterized by discontinuity jumps. The discrete nature of financial markets means that a continuous model is unable to correctly describe the traders' expectations of future price variations. The proposed binary tree contains, as special cases, classical models of market microstructure theory. The underlying price process converges to the classical geometric Brownian motion as the time interval between trades approaches zero.

Keywords Option Pricing, Market Microstructure, Binary Tree

1 Introduction

Dynamic asset pricing theory, as introduced¹ by Black, Scholes and Merton [5, 38], is based on the concepts of arbitrage opportunities and replicating portfolio, along with a set of assumptions that can be classified into two groups. The first group of assumptions concerns the microstructure of the market; or rather, the rule on which trades are performed, information is released, and prices are formed. In particular, any trade is executed without taxes, transaction costs, and amount restrictions (i.e., the market is frictionless). Meanwhile, traders are price takers with symmetric information (i.e., a perfectly competitive market) and are able to trade any infinite amount (i.e., no liquidity constraints) at any infinitesimally small time interval (i.e., absolutely continuous trading). The market is assumed to be efficient (in the sense that all of the relevant information is embedded in the market price) and liquid (i.e., every order is executed instantaneously at the current equilibrium price). Finally, the market is assumed to be free of arbitrage opportunity. The second group of assumptions is related to the choice of the Geometric Brownian Motion (GBM) as the stochastic process describing the price dynamic of the security underlying the option contract. The GBM assumption carries a strong set of hypotheses such as constant volatility, normal distribution of log returns, and absence of long memory.²

Although the BSM model provides analytical solutions and an elegant machinery to compute the price of an European option, it has been shown to be rooted in hypotheses that are too restrictive and do not find empirical evidence. It is well-known in the literature that many empirical (statistical) properties³ of

¹See also the seminal works of Luis Bachelier [2].

²For the definition of a long memory process, we refer the interested reader to [3, 37].

³It is particularly common to define these properties as stylized facts. Among these we count i) volatility clustering, ii) heavier tail than normal, iii) tail dependence, iv) leverage effects, and v) long memory. See for instance [41] for a comprehensive exposition on the topic.

stock price returns are not coherent with the assumption behind the GBM. Consequently, a wide number of alternative models have been proposed to meet some of the stylized facts that are observed in real markets. Another problem with the original BSM model is that it does not provide solutions for more complex contingent claims, such as those with path dependent pay-offs (e.g., American options) or for those whose underlying risk is not fully priced in financial markets, leading to market incompleteness. The most baffling result of the BSM model is that the option price does not depend on the drift of the GBM of the underlying security. This *puzzle* was clarified in the subsequent works of Cox, Ross and Merton, [10, 39], and was formally reformulated in terms of the risk neutral measure by Harrison, Kreps and Pliska in [23, 24]. The concept of risk neutral price was subsequently accepted and continuous time models proliferated.

The improvement brought from the subsequent studies can be interpreted under two main different lights: first, the need to improve the stochastic process driving the price dynamics to incorporate more statistical features of the real price process, and second to find methods to approximate the problem when an analytical solution was not found. The first group of studies produced a strong result that is well known as the general first fundamental theorem of finance [12], as follows: a stochastic process needs to be a semi-martingale to have a complete market and the concept of arbitrage has been improved with the notion of *No Free Lunch with Vanishing Risk* (NFLVR).

The second group of studies tried instead to find methods to solve stochastic processes with no analytical solutions for the pricing problem, either for the complexity of the stochastic process or for the complexity of the pay-off function associated with the particular contingent claims. The binomial option pricing model proposed by Cox, Ross and Rubinstein (CRR) in [11] was the first approach to find the price of American options without sacrificing the intellectual machinery that was developed from the BSM model. Their idea was to create a discrete time-space model (a lattice graph) to describe the evolution of the price process of the underlying security. This discrete process was defined to converge toward the GBM as the discrete time interval between two successive tradings converges to zero. Therefore, the CRR model was developed to find the price of American Options under the framework of the BSM model, and there was no intention to use the discrete setting to be able to incorporate some of the empirical properties of asset returns in the model. Other discrete models—in the form of binary or trinomial lattices—have been then used to approximate (numerically solve) the problem of finding the price contingent claims under more complex assumptions of the price dynamic in continuous time, such as stochastic volatility, or jump processes; see for instance [6], [45, 13], [46]. Again, these discrete processes have been defined to obtain the convergence toward the continuous-time stochastic process. This is usually ensured by setting some moment matching condition to apply the Donsker’s principle [4].

Another set of limitation of the BSM model is related to the assumptions of market microstructure. Market microstructure⁴ theory studies the relationships between the trading mechanism, the formation of market prices, and information processes; see [42] for an extensive introduction. The main scope is to question: i) how the price process converges to the Walrasian equilibrium, and ii) to investigate the impact of market rules. A common characteristic of this line of research is the use of time-discrete models. This approach allows us to sequentially define the price formation as it happens in a real market, while formally stating the sequence of action-reactions between market makers and traders. The scope of this work is to present a discrete binary tree approach that is general enough to reproduce real price statistical properties and encompass the class of models that are used in microstructure theory. The main idea behind this choice is that discrete spaces are better suited to describe the financial market environment and thus to describe price contingent claims. However, the proposed binary tree model is such that the price process converges to the classical geometric Brownian motion as the time interval between to adjacent trading instants approaches zero. The proposed binary tree does not rely on simplistic assumptions of the probabilities for upward and downward movements of the underlying price at any time stage; on the contrary, we use market data to estimate them. The state values of the discrete time-space model for the underlying price are defined to match the estimated first two moments from real prices and ensure the no-arbitrage condition. This model allows the two first moments to be time-dependent and it is flexible enough to include different assumptions

⁴This term comes from the seminal paper by Garman [21].

of the real price process. The risk-neutral measure will then be numerically computed to produce the option market value. A peculiar feature of the proposed model is that the estimated expected value of the underlying price will enter in the determination of the risk-neutral measure, and therefore in the fair value of the option contract. These assumptions imply that (in general) the tree will be non-recombining but will contain well-know lattice processes, such as the CRR model, as special cases.

The rest of this paper is organized as follows. In Section 2, we present the basic model for the tree construction, particularly for the probabilities of upward (downward) movements. In Sections 3 and 4, we show how to compute the state values at each node of the tree for the Bond and risky asset (underlying) price process, respectively. Section 4 also contains some examples of how to represent (discretize in the state-space) basic market microstructure models. The formula to compute the risk neutral measure is introduced in Section 5. Section 6 contains a comment on the limiting behaviour of the tree process under particular assumptions. The applied and practical purposes of the model are discussed in Appendices A-B, which show empirical tests on probability estimations and option prices, respectively.

2 Binary information trees

Consider a discrete market model of a risky asset (stock) \mathcal{S} and a riskless asset⁵ (bond) \mathcal{B} . For every given $N \in \mathcal{N} = \{1, 2, \dots\}$, the trading is restricted to fixed instances $0 < t_{1,N} < \dots < t_{n_N-1,N} < T < \infty$, which are called trading times (instances, dates). The current time is $t_{0,N} = 0$, $t_{1,N}$ is the first trading instance, $t_{n_N-1,N}$ is the last trading date, and $t_{n_N,N} = T$ is the terminal time. We call the intervals $[t_{n,N}, t_{n+1,N})$, where $n = 1, \dots, n_N - 1$, the trading periods.⁶ Trading instances are only $t_{1,N} < \dots < t_{n_N-1,N}$. There are no trades of \mathcal{S} and/or \mathcal{B} in $[0, t_{1,N})$, $(t_{n,N}, t_{n+1,N})$, $n = 1, \dots, n_N - 1$, and $(t_{n_N-1,N}, T]$. The trading instances $t_{1,N} < \dots < t_{n_N-1,N}$ are fixed and already known at time $t_{0,N}$. While it may be of interest to view the trading times $t_{1,N} < \dots < t_{n_N-1,N}$ as stopping times, this is beyond the scope of the current paper. However, such an extension can be done introducing binary pricing models with dynamics following discrete time semi-martingales that are contaminated by noise occurring at random time instances.⁷

2.1 The necessity of using binary information trees when including market microstructure noise in the stock-price dynamics

The goal of this and the next two sections is to describe a new general model for discrete time option pricing, while preserving the natural (historical) probabilities for stock direction and stock mean returns, which are important features of \mathcal{S} - price dynamics when dealing with option pricing in a market microstructure framework. To this end, we will extend the option pricing binary models⁸ by preserving the natural-world (historical) probabilities for stock-price directions when passing to the risk-neutral option pricing valuation following the general approach from Hu et al. [28, 27]. Our goal is to generalize the classical binomial models of Cox-Ross-Rubinstein [11] and Jarrow-Rudd [32] to accommodate market microstructure features in a dynamic asset pricing modeling.⁹ Although in discrete-time asset pricing the binomial pricing trees are sufficiently flexible in modeling the price dynamics in complete discrete-time market models¹⁰, they are too overly simplistic to accommodate the market microstructure features in dynamic asset pricing models. As will show further in Section 4, developing asset pricing in a binary pricing tree is of crucial importance when incorporating market microstructure phenomenon. To clarify the need to study binary pricing trees, we recall the fundamental market microstructure pricing model in continuous time. The log-price stock price

⁵We also interpret \mathcal{B} as a riskless bank account.

⁶We chose the final trading interval $[t_{n_N-1,N}, t_{n_N,N}]$ to be a closed interval, assuming that there is no unpredictable market information jump at the terminal time $t_{n_N,N} = T$.

⁷See, for example, Chapter 16 in [31] and Chapter 9 in [1].

⁸For option pricing binary models, we refer the interested reader to [17], Section II.1e in [47], and [9]. In these papers, the pricing models naturally extend the Cox-Ross-Rubinstein and Jarrow-Rudd binomial models ([11], [32]) to general binary pricing models, without preserving the information about stock price probability for the upward move and the mean stock returns. As discussed in [28, 27], this is a considerable drawback when option trading is performed in discrete times.

⁹See [44], [18], [19], [26], Chapter 2 in [1], [20]

¹⁰See [34, 35] and [28, 27]

dynamics $L_t^{(cont)} = \ln \left(S_t^{(cont)} \right), t \in [0, T], S_0^{(cont)} = S_0 > 0$, follow a semi-martingale and particularly a continuous diffusion, which is determined by the Itô process

$$dL_t^{(cont)} = \mu_t dt + \sigma_t dB_t, t \in [0, T], \quad (1)$$

where $B_t, t \in [0, T]$ is a standard Brownian motion, generating canonical filtered probability space (canonical stochastic basis)¹¹ $(\Omega, \mathbb{F}^{(cont)} = \{\mathcal{F}^{(cont)} = \sigma(B_u, 0 \leq u \leq t)\}, \mathbb{P})$. The continuous time bond price dynamics are given by

$$d\beta_t^{(cont)} = r_t^{(cont)} \beta_t^{(cont)} dt, \quad t \in [0, T], \quad (2)$$

where $\beta_0^{(cont)} = \beta_0 > 0$ and $r_t^{(cont)}, t \in [0, T]$, is continuous time riskless rate (short rate).¹² Binomial option pricing in markets with noisy, informed, and misinformed traders, when the underlying binomial tree approximate $S_t^{(cont)}, t \in [0, T]$, was developed in Kim et al. [35], and Hu et al. [28], [27]. However, the binomial pricing model is too restrictive when the observed stock log-prices

$$L_{t_n, N}^{(obs)} = L_{t_n, N}^{(cont)} + \epsilon_{t_n, N}^{(micr)}, n = 1, \dots, n_N - 1, \quad (3)$$

are “contaminated” by a microstructure noise $\epsilon_{t_n, N}^{(micr)}, n = 1, \dots, n_N - 1$. The microstructure noise dynamics are determined by a moving average process of order $q = 0, 1, \dots, (MA(q))$ ¹³

$$\epsilon_{t_n, N}^{(micr)} = \sum_{k=0}^q \phi_k \zeta_{t_n - k, N}, \phi_0 = 1, \phi_k \in \mathbb{R}, \phi_k \neq 0, n = 1, \dots, n_N - 1, \quad (4)$$

where $\zeta_{t_n - k, N} = 0$, for $k > n$, and $\zeta_{t_n, N}, k = 0, \dots, n_N$ are independent and identically distributed random variables (iid rv's) with zero mean and variance. When microstructure noise is present in the observed log-prices, the binomial pricing tree is no longer an appropriate model for the stock price dynamics and the extension to a binary pricing model must be introduced. This is the major contribution of this paper.

2.2 Estimation of one-step probability for stock-price direction

We define a discrete-time filtered probability space (discrete time stochastic basis) $\mathbb{ST}^{(d)} = (\Omega, \mathbb{F}^{(d)}, \mathbb{P})$ with the discrete filtration $\mathbb{F}^{(d)} = \{\mathcal{F}^{(n)}, n \in \mathcal{N}_0\}, \mathcal{N}_0 = \{0, 1, \dots\}$. The sigma-fields $\mathcal{F}^{(n)} = \sigma(\epsilon_n^{(k)}, k = 1, 2, \dots, 2^{n-1}), n \in \mathcal{N}, \mathcal{F}^{(0)} = \{\emptyset, \Omega\}$, are generated by a sequence of dependent binary random variables $\epsilon_n^{(k)}, k = 1, 2, \dots, K_n = 2^{n-1}, n \in \mathcal{N}, P(\epsilon_n^{(k)} = 1) = 1 - P(\epsilon_n^{(k)} = 0) \in (0, 1)$. The triangular array $\mathfrak{E} = (\epsilon_n^{(k)}, k = 1, 2, \dots, K_n, n \in \mathcal{N})$ of the binary random variables $\epsilon_n^{(k)}$ is given on a probability space $(\Omega, \mathbb{F}, \mathbb{P})$ with predetermined joint distributions,

$$p_{\left(\begin{smallmatrix} m_n^{(1)}, \dots, m_n^{(K_n)} \\ \epsilon_n^{(1)}, \dots, \epsilon_n^{(K_n)} \end{smallmatrix} \right)} = P(\epsilon_n^{(1)} = m_n^{(1)}, \dots, \epsilon_n^{(K_n)} = m_n^{(K_n)}),$$

$$m_n^{(k)} \in \{0, 1\}, k = 1, \dots, K_n, n \in \mathcal{N},$$

satisfying Kolmogorov's extension theorem, see [43], Theorem 2.1.5, p. 11. The probability space $(\Omega, \mathbb{F}, \mathbb{P})$ is a standard probability space. Without loss of generality, we can assume that $(\Omega, \mathbb{F}, \mathbb{P})$ is the Lebesgue probability space $\Omega = [0, 1], \mathbb{F} = \mathfrak{B}([0, 1]), \mathbb{P} = \text{Leb}([0, 1])$ ¹⁴. The probability distribution $p_{\left(\begin{smallmatrix} m_n^{(1)}, \dots, m_n^{(n)} \\ \epsilon_n^{(1)}, \dots, \epsilon_n^{(n)} \end{smallmatrix} \right)}, m_n^{(k)} \in \{0, 1\}, k = 1, 2, \dots, K_n \in \mathcal{N}$ will be determined by the market microstructure features that we want to embed in our market pricing model. Next, we define sequentially the probability law of $\left\{ \epsilon_n^{(k)}, k = 1, \dots, K_n, n \in \mathcal{N} \right\}$.

¹¹See Chapter 5 and Appendix E in [16].

¹²See [16], p 102.

¹³See Chapter 3 in [40].

¹⁴See "Standard probability space", Encyclopedia of Mathematics, EMS Press (2001).

For $n = 0$, we set $\epsilon_0^{(0)} = 0, \mathcal{E}_0 = \{\epsilon_0^{(0)}\}$, and $\mathcal{F}^{(0)} = \sigma(\mathcal{E}_0) = \{\emptyset, \Omega\}$. For $n = 1$, we set $\mathcal{E}_1 = \{\epsilon_0^{(0)}, \epsilon_1^{(1)}\} = \{\mathcal{E}_0, \epsilon_1^{(1)}\}$, $\mathcal{F}^{(1)} = \sigma(\mathcal{E}_1)$ with

$$\begin{cases} \mathbb{P}\left(\epsilon_1^{(1)} = 1\right) = p_1^{((0,1),(0,1))} \in (0, 1), \\ \mathbb{P}\left(\epsilon_1^{(1)} = 0\right) = p_1^{((0,1),(0,0))} = 1 - p_1^{((0,1),(0,1))}. \end{cases}$$

In our market setting of stock \mathcal{S} and bond \mathcal{B} , and trading instances $0 = t_{0,N} < t_{1,N} < \dots < t_{n,N} = T$, with present time $t = 0$, $p_1^{((0,1),(0,1))}$ represent the probability that the stock price $S_t, t \in [0, T]$, will have upward moment in period $[0, t_1]$. This leads to $\epsilon_1^{(1)} = 1$ if $S_{t_1} - S_0 > 0$, and $\epsilon_1^{(1)} = 0$ if $S_{t_1} - S_0 \leq 0$. Thus, $p_1^{((0,1),(0,1))} = P(S_{t_1} - S_0 > 0)$. We assume that a long enough stock price history is available at $t=0$ (the present time). We use the historical frequency $\hat{p}_1^{((0,1),(0,1);t_1)}$ as an estimator for $p_1^{((0,1),(0,1))}$, while viewing the unknown true probability $p_1^{((0,1),(0,1);t_1)}$ as the probability for a positive price change in a trading period of size t_1 . For example, if S_{t_n} is the closing daily stock price at day $t_n = n, n = 1, \dots, T$, then $\hat{p}_1^{((0,1),(0,1);t_1)}$ is the sample proportion of daily positive stock returns over a sample of T days.¹⁵

2.3 Estimation of two-step probabilities for stock-price direction

For $n = 2$, we set $\mathcal{E} = \{\epsilon_0^{(0)}, \epsilon_1^{(1)}, (\epsilon_2^{(1)}, \epsilon_2^{(2)})\} = \{\mathcal{E}_1, (\epsilon_2^{(1)}, \epsilon_2^{(2)})\}$, $\mathcal{F}^{(1)} = \sigma(\mathcal{E}_2)$ with

$$\begin{cases} \mathbb{P}\left(\epsilon_1^{(1)} = 1, \epsilon_2^{(2)} = 1\right) = p_2^{((0,1,2),(0,1,1))} \in (0, p_1^{((0,1),(0,1))}), \\ \mathbb{P}\left(\epsilon_1^{(1)} = 1, \epsilon_2^{(2)} = 0\right) = p_1^{((0,1,2),(0,1,0))} = p_1^{((0,1),(0,1))} - p_2^{((0,1,2),(0,1,1))}, \\ \mathbb{P}\left(\epsilon_1^{(1)} = 0, \epsilon_2^{(2)} = 1\right) = p_2^{((0,1,1),(0,0,1))} \in (0, p_1^{((0,1),(0,0))}), \\ \mathbb{P}\left(\epsilon_1^{(1)} = 0, \epsilon_2^{(2)} = 0\right) = p_2^{((0,1,1),(0,0,0))} = p_1^{((0,1),(0,0))} - p_2^{((0,1,1),(0,0,1))}. \end{cases}$$

We use the historical frequency $\hat{p}_1^{((0,1),(0,1);t_1,t_2)}$ of observing a positive price change in fixed trading period of size t_1 as an estimator for $p_2^{((0,1,2),(0,1,1))}$, followed by a positive price change in the trading period of size $t_2 - t_1$. Similarly, we estimate any of the four two-steps stock movement probabilities.

The \mathcal{E}_1 -conditional probabilities are of interest, which we denote by

$$\begin{cases} p_{2|\epsilon_1^{(1)}=1}^{(2;1)} = \mathbb{P}\left(\epsilon_2^{(2)} = 1 | \epsilon_1^{(1)} = 1\right) \in (0, 1), \\ p_{2|\epsilon_1^{(1)}=1}^{(2;0)} = \mathbb{P}\left(\epsilon_2^{(2)} = 0 | \epsilon_1^{(1)} = 1\right) = 1 - p_{2|\epsilon_1^{(1)}=1}^{(2;1)}, \\ p_{2|\epsilon_1^{(1)}=0}^{(1;1)} = \mathbb{P}\left(\epsilon_2^{(2)} = 1 | \epsilon_1^{(1)} = 0\right) \in (0, 1), \\ p_{2|\epsilon_1^{(1)}=0}^{(1;0)} = \mathbb{P}\left(\epsilon_2^{(2)} = 0 | \epsilon_1^{(1)} = 0\right) = 1 - p_{2|\epsilon_1^{(1)}=0}^{(1;1)}. \end{cases}$$

2.4 Binary information tree and the estimation of multiple step probabilities for stock-price direction

For $n = 3$, we set

$$\mathcal{E}_3 = \left\{ \epsilon_0^{(0)}, \epsilon_1^{(1)}, (\epsilon_2^{(1)}, \epsilon_2^{(2)}), (\epsilon_3^{(1)}, \epsilon_3^{(2)}, \epsilon_3^{(3)}, \epsilon_3^{(4)}) \right\} = \left\{ \mathcal{E}_2, (\epsilon_3^{(1)}, \epsilon_3^{(2)}, \epsilon_3^{(3)}, \epsilon_3^{(4)}) \right\},$$

¹⁵Hung and Swallow [30] provide robust test for sample proportions where the Bernoulli trials are dependent. Applying robust estimation of $p_1^{((0,1),(0,1))}$ will not make a significant difference in our numerical examples because our sample is relatively large and the dependence in the Bernoulli trials is weak.

$\mathcal{F}^{(3)} = \sigma(\mathcal{E}_3)$, with

$$\begin{cases} \mathbb{P}\left(\epsilon_1^{(1)} = 1, \epsilon_2^{(2)} = 1, \epsilon_3^{(4)} = 1\right) = p_3^{((0,1,2,4),(0,1,1,1))} \in \left(0, p_2^{((0,1,2),(0,1,1))}\right), \\ \mathbb{P}\left(\epsilon_1^{(1)} = 1, \epsilon_2^{(2)} = 1, \epsilon_3^{(4)} = 0\right) = p_3^{((0,1,2,4),(0,1,1,0))} = p_2^{((0,1,2),(0,1,1))} - p_3^{((0,1,2,4),(0,1,1,1))}, \\ \mathbb{P}\left(\epsilon_1^{(1)} = 1, \epsilon_2^{(2)} = 0, \epsilon_3^{(3)} = 1\right) = p_3^{((0,1,2,3),(0,1,1,1))} \in \left(0, p_2^{((0,1,2),(0,1,0))}\right), \\ \mathbb{P}\left(\epsilon_1^{(1)} = 1, \epsilon_2^{(2)} = 0, \epsilon_3^{(3)} = 0\right) = p_3^{((0,1,2,3),(0,1,0,0))} = p_2^{((0,1,2),(0,1,0))} - p_3^{((0,1,2,3),(0,1,0,1))}, \\ \mathbb{P}\left(\epsilon_1^{(1)} = 0, \epsilon_2^{(1)} = 1, \epsilon_3^{(2)} = 1\right) = p_3^{((0,1,1,2),(0,0,1,1))} \in \left(0, p_2^{((0,1,1),(0,0,1))}\right), \\ \mathbb{P}\left(\epsilon_1^{(1)} = 0, \epsilon_2^{(1)} = 0, \epsilon_3^{(2)} = 0\right) = p_3^{((0,1,1,2),(0,0,1,0))} = p_2^{((0,1,1),(0,0,1))} - p_2^{((0,1,1,2),(0,0,1,1))}, \\ \mathbb{P}\left(\epsilon_1^{(1)} = 0, \epsilon_2^{(1)} = 1, \epsilon_3^{(1)} = 1\right) = p_3^{((0,1,1,1),(0,0,0,1))} \in \left(0, p_1^{((0,1,1),(0,0,0))}\right), \\ \mathbb{P}\left(\epsilon_1^{(1)} = 0, \epsilon_2^{(1)} = 0, \epsilon_3^{(1)} = 0\right) = p_3^{((0,1,1,1),(0,0,0,0))} = p_2^{((0,1,1),(0,0,0))} - p_2^{((0,1,1,1),(0,0,0,1))}. \end{cases}$$

We denote the \mathcal{E}_2 -conditional probabilities by

$$\begin{cases} p_{3|(\epsilon_1^{(1)}=1, \epsilon_2^{(2)}=1)}^{(4;1)} = \mathbb{P}\left(\epsilon_3^{(4)} = 1 | \epsilon_1^{(1)} = 1, \epsilon_2^{(2)} = 1\right) \in (0, 1), \\ p_{3|(\epsilon_1^{(1)}=1, \epsilon_2^{(2)}=1)}^{(4;0)} = \mathbb{P}\left(\epsilon_3^{(4)} = 0 | \epsilon_1^{(1)} = 1, \epsilon_2^{(2)} = 1\right) = 1 - p_{3|(\epsilon_1^{(1)}=1, \epsilon_2^{(2)}=1)}^{(4;1)}, \\ p_{3|(\epsilon_1^{(1)}=1, \epsilon_2^{(2)}=0)}^{(3;1)} = \mathbb{P}\left(\epsilon_3^{(3)} = 1 | \epsilon_1^{(1)} = 0, \epsilon_2^{(2)} = 1\right) \in (0, 1), \\ p_{3|(\epsilon_1^{(1)}=1, \epsilon_2^{(2)}=0)}^{(3;0)} = \mathbb{P}\left(\epsilon_3^{(3)} = 0 | \epsilon_1^{(1)} = 0, \epsilon_2^{(2)} = 1\right) = 1 - p_{3|(\epsilon_1^{(1)}=0, \epsilon_2^{(2)}=0)}^{(3;1)}, \\ p_{3|(\epsilon_1^{(1)}=0, \epsilon_2^{(2)}=1)}^{(2;1)} = \mathbb{P}\left(\epsilon_3^{(2)} = 1 | \epsilon_1^{(1)} = 1, \epsilon_2^{(2)} = 0\right) \in (0, 1), \\ p_{3|(\epsilon_1^{(1)}=0, \epsilon_2^{(2)}=1)}^{(2;0)} = \mathbb{P}\left(\epsilon_3^{(2)} = 0 | \epsilon_1^{(1)} = 1, \epsilon_2^{(2)} = 0\right) = 1 - p_{3|(\epsilon_1^{(1)}=0, \epsilon_2^{(2)}=1)}^{(2;1)}, \\ p_{3|(\epsilon_1^{(1)}=0, \epsilon_2^{(2)}=0)}^{(1;1)} = \mathbb{P}\left(\epsilon_3^{(1)} = 1 | \epsilon_1^{(1)} = 0, \epsilon_2^{(2)} = 0\right) \in (0, 1), \\ p_{3|(\epsilon_1^{(1)}=0, \epsilon_2^{(2)}=0)}^{(1;0)} = \mathbb{P}\left(\epsilon_3^{(1)} = 0 | \epsilon_1^{(1)} = 0, \epsilon_2^{(2)} = 0\right) = 1 - p_{3|(\epsilon_1^{(1)}=0, \epsilon_2^{(2)}=0)}^{(1;1)}. \end{cases}$$

In general, for every $n = 1, \dots, n_N, N \in \mathcal{N}$, we first sequentially introduce the n -th step nodes of the binary information tree $\mathcal{E}_n = \left\{ \mathcal{E}_{n-1}, \left(\epsilon_n^{(1)}, \dots, \epsilon_n^{(2^{n-1})} \right) \right\}$, $\mathcal{F}^{(n)} = \sigma(\mathcal{E}_n)$, with $\mathcal{F}^{(0)} = \sigma(\mathcal{E}_0) = \{\emptyset, \Omega\}$. Next, for every pair of $(n+1)$ -tuples

$$\begin{cases} \mathbb{L}_{n,N} = (0, l_{1,N}, \dots, l_{j,N}, \dots, l_{n,N}), l_{j,N} = 1, \dots, 2^{j-1}, j = 1, \dots, n, \\ \mathbb{M}_{n,N} = (0, m_{1,N}, \dots, m_{j,N}, \dots, m_{n,N}), m_{j,N} = \{0, 1\}, j = 1, \dots, n, \end{cases} \quad (5)$$

$$\quad (6)$$

we define the binary tree path (trajectory)

$$\begin{aligned} \mathcal{E}_n^{(\mathbb{L}_n, \mathbb{M}_n)} &= \\ &= \left\{ \epsilon_1^{(l_{1,N})} = m_{1,N}, \dots, \sum_{l=1}^j \epsilon_j^{(l_{l,N})} = \sum_{l=1}^j m_{j,N}, \dots, \sum_{l=1}^n \epsilon_k^{(l_{l,N})} = \sum_{l=1}^n m_{l,N} \right\}, \end{aligned} \quad (7)$$

and the event $\mathcal{E}_n^{(\mathbb{L}_n, \mathbb{M}_n)}$ occurs with probability

$$\mathbb{P}\left(\mathcal{E}_n^{(\mathbb{L}_n, \mathbb{M}_n)}\right) = \mathbb{P}\left(\tilde{\mathcal{E}}_n^{(\mathbb{L}_n, \mathbb{M}_n)}\right) = p_n^{(\mathbb{L}_n, \mathbb{M}_n)} \in (0, 1)^{16}, \quad (8)$$

where $\tilde{\mathcal{E}}_n^{(\mathbb{L}_n, \mathbb{M}_n)} = \left\{ \epsilon_1^{(l_{1,N})} = m_{1,N}, \dots, \epsilon_{n,N}^{(l_{n,N})} = m_{n,N} \right\}$. We use the historical frequency $\hat{p}_n^{(\mathbb{L}_n, \mathbb{M}_n)}$ as an estimator for $p_n^{(\mathbb{L}_n, \mathbb{M}_n)}$. For example, if daily closing return data is available, $R_{t_k}^{(d)} = \frac{S_{t_k} - S_{t_{k-1}}}{S_{t_{k-1}}}$, $t_k = k, k =$

¹⁶The family of probabilities $p_n^{(\mathbb{L}_n, \mathbb{M}_n)}, \mathbb{L}_{n,N} = (0, l_{1,N}, \dots, l_{j,N}, \dots, l_{n,N}), l_{j,N} = 1, \dots, 2^{j-1}, \mathbb{M}_{n,N} = (0, m_{1,N}, \dots, m_{j,N}, \dots, m_{n,N}), m_{j,N} = 0, 1, j = 1, \dots, n, n = 1, \dots, n_N$, should satisfy Kolmogorov's extension theorem, see Oksendal, [43], Theorem 2.1.5, p. 11, as we illustrated in the cases $n = 1, 2$ and 3.

$1, \dots, \mathcal{T} = Vn$ ¹⁷, we choose $\hat{p}_n^{(\mathbb{L}_n, \mathbb{M}_n)}$ to be the sample proportion in a sequence of n Bernoulli trials, where "success" is the occurrence of the sample path $\mathcal{E}_n^{(\mathbb{L}_n, \mathbb{M}_n)}$ within a sequence of n consecutive returns:

$$\hat{p}_n^{(\mathbb{L}_n, \mathbb{M}_n)} = \frac{\text{number of successes in } V \text{ trials}}{V}.$$

For $j = 1, \dots, n, l_{j,N} = 1, \dots, 2^{j-1}, m_{j,N} = 0, 1, j = 1, \dots, n, n = 2, 3, \dots$, we denote the conditional \mathcal{E}_{n-1} -probabilities by

$$p_{j|(\epsilon_1^{(l_{1,N})} = m_{1,N}, \dots, \epsilon_{n-1,N}^{(l_{n-1,N})} = m_{n-1,N})}^{(l_{j,N}; m_{j,N})} = \mathbb{P} \left(\epsilon_{j,N}^{(l_{j,N})} = m_{j,N} \mid \left(\epsilon_1^{(l_{1,N})} = m_{1,N}, \dots, \epsilon_{n-1,N}^{(l_{n-1,N})} = m_{n-1,N} \right) \right) \quad (9)$$

The unconditional probability $p_n^{(\mathbb{L}_n, \mathbb{M}_n)}$ in (8) is then determined by the sequence of conditional probabilities (9) along the binary tree path $(\mathbb{L}_n, \mathbb{M}_n)$. For every fixed $N \in \mathcal{N}$, the set of all trajectories $\mathcal{E}_n^{(\mathbb{L}_n, \mathbb{M}_n)}, n = 0, \dots, n_N$ define $\mathbb{F}^{(d)}$ -adapted *binary information tree* (BIT), which we denote by \mathbb{BT}_N . The probabilities $p_n^{(\mathbb{L}_n, \mathbb{M}_n)}$ will represent the natural (historical) probabilities for stock movements.¹⁸ We regard BT_N as stochastic dynamics of the market information along the path of trading instances $0 = t_{0,N} < t_{1,N} < \dots < t_{n_N,N} = T$. Next, following (7), we define the *binary information tree path* (BTIP) $\mathcal{E}_{n,t}^{(\mathbb{L}_n)}, t \in [0, T], n = 1, \dots, n_N$, as follows

$$\begin{cases} \mathcal{E}_{n,0}^{(\mathbb{L}_n)} = 0, \text{ for } t \in [0, t_{1,N}] \\ \vdots \\ \mathcal{E}_{n,t}^{(\mathbb{L}_n)} = \sum_{l=1}^j \epsilon_{l,N}^{(l_{l,N})}, \text{ for } t \in [t_{j,N}, t_{j+1,N}), 1 \leq j \leq n-1, \\ \vdots \\ \mathcal{E}_{n,N}^{(\mathbb{L}_n)} = 0, \text{ for } t \in [t_{n,N}, T]. \end{cases} \quad (10)$$

Again following (7), the realization $\mathcal{E}_{n,t}^{(\mathbb{L}_n, \mathbb{M}_n)}, t \in [0, T]$ of the BTIP $\mathcal{E}_{n,t}^{(\mathbb{L}_n)}, t \in [0, T]$ is determined as follows:

$$\begin{cases} \mathcal{E}_{n,0}^{(\mathbb{L}_n, \mathbb{M}_n)} = 0, \text{ for } t \in [0, t_{1,N}] \\ \vdots \\ \mathcal{E}_{n,t}^{(\mathbb{L}_n, \mathbb{M}_n)} = \sum_{l=1}^j \epsilon_{l,N}^{(l_{l,N})} = \sum_{l=1}^j m_{l,N}, \text{ for } t \in [t_{j,N}, t_{j+1,N}), 1 \leq j \leq n-1, \\ \vdots \\ \mathcal{E}_{n,N}^{(\mathbb{L}_n, \mathbb{M}_n)} = 0, \text{ for } t \in [t_{n,N}, T]. \end{cases} \quad (11)$$

Finally, we define the market information flow $\mathbb{IF}_{N;[0,T]}$ as follows:

$$\mathbb{IF}_{N;[0,T]} = \left\{ \mathcal{E}_{n,t}^{(\mathbb{L}_n)}, n = 1, \dots, n_N, \mathbb{L}_{n,N} \in \mathbb{L}_N \right\}, t \in [0, T]. \quad (12)$$

$\mathbb{IF}_{N;[0,T]}$ generates the *binary tree stochastic basis* (BTSB) on $[0, T]$, $\mathbb{ST}_{\mathcal{T}}(N; [0, T])^{(d)} = \left(\Omega, \mathbb{F}_{N;[0,T]}^{(d)}, \mathbb{P} \right)$, where the filtration is defined by

$$\mathbb{F}_{N;[0,T]}^{(d)} = \left\{ \mathcal{F}_{n;[0,T]}^{(d)} = \sigma \left\{ \mathcal{E}_{n,t}^{(\mathbb{L}_n)}, \mathbb{L}_{n,N} \in \mathbb{L}_N \right\}, n = 1, \dots, n_N, \mathcal{F}_{0;[0,T]}^{(d)} = \{\emptyset, \Omega\} \right\}. \quad (13)$$

Lo et al. [36] studied the occurrences of technical patterns. Next, we provide the patterns of length $N = 4$ and $N = 5$ that occurred with highest probabilities when observing the time series of DJIA daily returns.

¹⁷We split \mathcal{T} days of observed stock price history into V non-overlapping time-intervals each of size n . In each of the sample intervals, we check if in the signs of the n returns in the sample follow the path $\mathcal{E}_n^{(\mathbb{L}_n, \mathbb{M}_n)}$ (denoted as "success") or not (denoted as a "failure").

¹⁸In the next two sections, we aim to derive option pricing formulas preserving the natural probabilities $p_n^{(\mathbb{L}_n, \mathbb{M}_n)}$. To recombine binomial pricing trees with independent increments, option pricing preserving the natural probabilities for stock upward and downturn movements was done in [34, 35] and [28, 27]. However, a binomial tree model is too restrictive to incorporate market microstructure features into the option pricing models. By extending the binomial pricing model to a general binary tree model, we can derive option pricing in a financial market with market microstructure phenomena. This is the main novelty of our work.

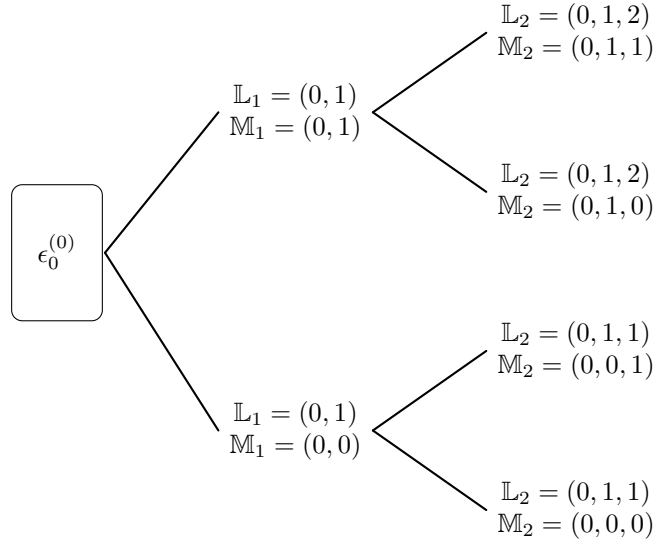


Figure 1: Tree path of a Binary Information Tree (BIT) for $n = 2$.

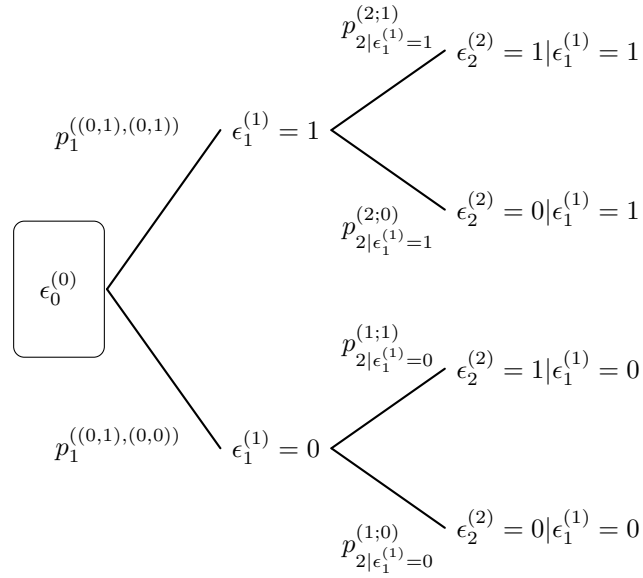


Figure 2: Binary information tree

3 Riskless bond price dynamics on a binary information tree

Having defined the market information flow $\mathbb{IF}_{N;[0,T]}$, based on the BIT \mathbb{BT}_N and the stochastic basis $\mathbb{ST}_{N;[0,T]}^{(d)}$, our next goal is to define the price dynamics of the riskless bond. The discrete \mathcal{B} -price dynamics $\beta_{t_{n,N}}^{(d)}, n = 0, 1, \dots, n_N, t_{n_N,N} = T < \infty, N \in \mathcal{N}$ on BTIB $\mathbb{ST}_{N;[0,T]}^{(d)}$, will be determined by

$$\beta_{t_{n,N}}^{(d)} = \beta_0 \prod_{k=0}^n \left(1 + r_{t_{k,N}}^{(d,f)}\right), \beta_0 > 0, n = 0, \dots, n_{N-1}, \beta_T^{(d)} = \beta_{t_{n_N,N}}^{(d)} = \beta_{t_{n_N-1,N}}^{(d)} \quad (14)$$

In (14), $r_{t_{0,N}}^{(d,f)} = 0$, and $r_{t_{n,N}}^{(d,f)} > 0, n = 1, \dots, n_N$ are the $\mathcal{F}^{(n-1)}$ -measurable rates.¹⁹ We define $r_{t_{n,N}}^{(d,f)}, t \in [0, T]$ as $\mathbb{ST}_{N;[0,T]}^{(d)}$ -adapted riskless rate by setting $r_{t_{n,N}}^{(d,f)} = r_{t_{n,N}}^{(d,f)}$ for $t \in [t_{n,N}, t_{n+1,N}]$, and $r_T^{(d,f)} = r_{t_{n_N,N}}^{(d,f)} = r_{t_{n_N-1,N}}^{(d,f)}$.

3.1 The dynamics of the riskless rate on a binary information tree

For $t \in [t_{n,N}, t_{n+1,N})$, the riskless rate $r_{t_{n,N}}^{(d,f)}$ is $\mathcal{F}^{(n-1)}$ -measurable. This definition is consistent with the definition of the riskless rate (short-rate) dynamics in continuous time.²⁰ Without loss of generality, we can set $r_{t_{n,N}}^{(d,f)} = r_{t_{n,N}}^{(d,f,inst)}(t_{n,N} - t_{n-1,N})$, where $r_{t_{n,N}}^{(d,f,inst)} > 0$ is viewed as the instantaneous riskless rate at $t_{n,N}$. This setting will be used in Section 6 when we consider the limiting case $N \uparrow \infty, t_{n,N} = n\Delta t, \Delta t = \frac{T}{N}$.

Next, we consequently define $r_{t_{n,N}}^{(d,f)}, n = 1, \dots, n_N$ as follows. For $t \in [0, t_{1,N})$, $r_{t,N}^{(d,f)} = r_{t_{0,N}}^{f;(0)} = r_{t_{0,N}}^{(d,f)} = 0$. For $t \in [t_{1,N}, t_{2,N})$, $r_{t,N}^{(d,f)} = r_{t_{1,N}}^{f;(0,0)} = r_{t_{2,N};(\epsilon_0=0)}^{(d,f)}$.²¹

For $t \in [t_{2,N}, t_{3,N})$,

$$r_{t,N}^{(d,f)} = \begin{cases} r_{t_{2,N}}^{f;((0,1),(0,1))} = r_{t_{2,N};\mathcal{E}_1^{((0,1),(0,1))}}^{(d,f)} = r_{t_{2,N};(\epsilon_1=1)}^{(d,f)} & \text{w.p. } p_1^{((0,1),(0,1))}, \\ r_{t_{2,N}}^{f;((0,1),(0,0))} = r_{t_{2,N};\mathcal{E}_1^{((0,1),(0,0))}}^{(d,f)} = r_{t_{2,N};(\epsilon_1=0)}^{(d,f)} & \text{w.p. } p_1^{((0,1),(0,0))}. \end{cases}$$

For $t \in [t_{3,N}, t_{4,N})$,

$$r_{t,N}^{(d,f)} = \begin{cases} r_{t_{3,N}}^{f;((0,1,2),(0,1,1))} = r_{t_{3,N};\mathcal{E}_2^{((0,1,2),(0,1,1))}}^{(d,f)} = r_{t_{3,N};(\epsilon_1=1,\epsilon_2=1)}^{(d,f)} & \text{w.p. } p_1^{((0,1,2),(0,1,1))}, \\ r_{t_{3,N}}^{f;((0,1,2),(0,1,0))} = r_{t_{3,N};\mathcal{E}_2^{((0,1,2),(0,1,0))}}^{(d,f)} = r_{t_{3,N};(\epsilon_1=1,\epsilon_2=0)}^{(d,f)} & \text{w.p. } p_1^{((0,1,2),(0,1,0))}, \\ r_{t_{3,N}}^{f;((0,1,1),(0,0,1))} = r_{t_{3,N};\mathcal{E}_2^{((0,1,1),(0,0,1))}}^{(d,f)} = r_{t_{3,N};(\epsilon_1=0,\epsilon_2=1)}^{(d,f)} & \text{w.p. } p_1^{((0,1,1),(0,0,1))}, \\ r_{t_{3,N}}^{f;((0,1,1),(0,0,0))} = r_{t_{3,N};\mathcal{E}_2^{((0,1,1),(0,0,0))}}^{(d,f)} = r_{t_{3,N};(\epsilon_1=0,\epsilon_2=0)}^{(d,f)} & \text{w.p. } p_1^{((0,1,1),(0,0,0))}. \end{cases}$$

For every $n = 1, \dots, N_n - 2$, and for every binary tree path

$$\mathcal{E}_n^{(\mathbb{L}_n, \mathbb{M}_n)} = \left\{ \epsilon_1^{(l_1, N)} = m_{1,N}, \dots, \sum_{l=1}^j \epsilon_j^{(l, N)} = \sum_{l=1}^j m_{j,N}, \dots, \sum_{l=1}^n \epsilon_k^{(l, N)} = \sum_{l=1}^n m_{l,N} \right\},$$

¹⁹The first trading date is $t_{1,N}$. Thus, the first opportunity for the trader to make a deposit at the riskless bank is $t_{1,N}$. The value of $r_{t_{n,N}}^{(d,f)} \in t \in [0, t_{1,N})$ is irrelevant for the trader. Thus, without loss of generality, we can assume that the rate $r_{t_{n,N}}^{(d,f)} = 0$ for $t \in [0, t_{1,N})$.

²⁰See Duffie (2001), [16], p. 102.

²¹ $r_{t_{1,N}}^{f;(0,0)}$ is a constant riskless rate because it is $\mathcal{F}^{(0)}$ -measurable.

$l_{j,N} = 1, \dots, 2^{j-1}, m_{j,N} = 0, 1, j = 1, \dots, n$, the value of $r_{t,N}^{(d,f)} = r_{t_{n+1},N}^{(d,f)}$, recall that $r_{t_{n+1},N}^{(d,f)}$ is $\mathcal{F}^{(n)}$ -measurable, $t \in [t_{n+1},N, t_{n+2},N)$ along the path $\mathcal{E}_n^{(\mathbb{L}_n, \mathbb{M}_n)}$ is given by

$$r_{t,N;\mathcal{E}_n^{(\mathbb{L}_n, \mathbb{M}_n)}}^{(d,f)} = r_{t_{n+1},N;\mathcal{E}_n^{(\mathbb{L}_n, \mathbb{M}_n)}}^{(d,f)} = r_{t_{n+1},N;\tilde{\mathcal{E}}_n^{(\mathbb{L}_n, \mathbb{M}_n)}}^{(d,f)} = r_{t_{n+1},N;\mathcal{E}_n^{(\mathbb{L}_n, \mathbb{M}_n)}}^{(d,f,inst)}(t_{n+1},N - t_{n,N}), \text{ w.p. } p_n^{(\mathbb{L}_n, \mathbb{M}_n)}, \quad (15)$$

where $\tilde{\mathcal{E}}_n^{(\mathbb{L}_n, \mathbb{M}_n)} = \left\{ \epsilon_1^{(l_{1,N})} = m_{1,N}, \dots, \epsilon_{n,N}^{(l_{n,N})} = m_{n,N} \right\}$.

3.2 The dynamics of the bond price on a binary information tree.

Having determined the dynamics of the risk-free rates $r_{t,n}^{(d,f)}, n = 1, \dots, n_N$, we now turn our attention to the dynamics of the riskless bond B having the relationships (14) and (15). The $\mathbb{S}\mathbb{T}_{N;[0,T]}^{(d)}$ -adapted bond price $\beta_{t,N}^{(d)}, t \in [0, T]$ is defined as follows. For $t \in [0, t_{1,N})$,

$$\beta_{t,N}^{(d)} = \beta_{t_0,N}^{(d)} = \beta_0 \quad (16)$$

For $t \in [t_{1,N}, t_{2,N})$,

$$\beta_{t,N}^{(d)} = \beta_{t_{1,N}}^{(d)} = \beta_0 \left(1 + r_{t_{1,N}}^{(d,f)} \right). \quad (17)$$

For $t \in [t_{2,N}, t_{3,N})$,

$$\beta_{t,N}^{(d)} = \beta_{t_{2,N}}^{(d)} = \beta_{t_{1,N}}^{(d)} \left(1 + r_{t_{2,N}}^{(d,f)} \right) = \quad (18)$$

$$= \begin{cases} \beta_{t_{2,N};(\epsilon_1^{(1)}=1)}^{(d)} = \beta_{t_{1,N}}^{(d)} \left(1 + r_{t_{2,N};(\epsilon_1^{(1)}=1)}^{(d,f)} \right) \text{ w.p. } p_1^{((0,1),(0,1))} \\ \beta_{t_{2,N};(\epsilon_1^{(1)}=0)}^{(d)} = \beta_{t_{1,N}}^{(d)} \left(1 + r_{t_{2,N};(\epsilon_1^{(1)}=0)}^{(d,f)} \right) \text{ w.p. } p_1^{((0,1),(0,0))} \end{cases} \quad (19)$$

For $t \in [t_{3,N}, t_{4,N})$,

$$\beta_{t,N}^{(d)} = \beta_{t_{3,N}}^{(d)} = \beta_{t_{2,N}}^{(d)} \left(1 + r_{t_{3,N}}^{(d,f)} \right) = \quad (20)$$

$$= \begin{cases} \beta_{t_{3,N};(\epsilon_1^{(1)}=1, \epsilon_2^{(2)}=1)}^{(d)} = \beta_{t_{1,N}}^{(d)} \left(1 + r_{t_{2,N};(\epsilon_1^{(1)}=1)}^{(d,f)} \right) \left(1 + r_{t_{3,N};(\epsilon_1^{(1)}=1, \epsilon_2^{(2)}=1)}^{(d,f)} \right) \text{ w.p. } p_1^{((0,1,2),(0,1,1))} \\ \beta_{t_{3,N};(\epsilon_1^{(1)}=1, \epsilon_2^{(2)}=0)}^{(d)} = \beta_{t_{1,N}}^{(d)} \left(1 + r_{t_{2,N};(\epsilon_1^{(1)}=1)}^{(d,f)} \right) \left(1 + r_{t_{3,N};(\epsilon_1^{(1)}=1, \epsilon_2^{(2)}=0)}^{(d,f)} \right) \text{ w.p. } p_1^{((0,1,2),(0,1,0))} \\ \beta_{t_{3,N};(\epsilon_1^{(1)}=0, \epsilon_2^{(2)}=1)}^{(d)} = \beta_{t_{1,N}}^{(d)} \left(1 + r_{t_{2,N};(\epsilon_1^{(1)}=0)}^{(d,f)} \right) \left(1 + r_{t_{3,N};(\epsilon_1^{(1)}=0, \epsilon_2^{(2)}=1)}^{(d,f)} \right) \text{ w.p. } p_1^{((0,1,1),(0,0,1))} \\ \beta_{t_{3,N};(\epsilon_1^{(1)}=0, \epsilon_2^{(2)}=0)}^{(d)} = \beta_{t_{1,N}}^{(d)} \left(1 + r_{t_{2,N};(\epsilon_1^{(1)}=0)}^{(d,f)} \right) \left(1 + r_{t_{3,N};(\epsilon_1^{(1)}=0, \epsilon_2^{(2)}=0)}^{(d,f)} \right) \text{ w.p. } p_1^{((0,1,1),(0,0,0))} \end{cases} \quad (21)$$

For every $n = 1, \dots, N_n - 2$, and for every binary tree path

$$\mathcal{E}_n^{(\mathbb{L}_n, \mathbb{M}_n)} = \left\{ \epsilon_{1,N}^{(l_{1,N})} = m_{1,N}, \dots, \sum_{l=1}^j \epsilon_{l,N}^{(l_{l,N})} = \sum_{l=1}^j m_{l,N}, \dots, \sum_{l=1}^n \epsilon_{l,N}^{(l_{l,N})} = \sum_{l=1}^n m_{l,N} \right\},$$

$l_{j,N} = 1, \dots, 2^{j-1}, m_{j,N} = 0, 1, j = 1, \dots, n$, the value of the bond $\beta_{t,N}^{(d)} = \beta_{t_{n+1},N}^{(d)}, t \in [t_{n+1},N, t_{n+2},N)$ given the binary tree path $\mathcal{E}_n^{(\mathbb{L}_n, \mathbb{M}_n)}$ is given by

$$\begin{aligned} \beta_{t,N;\mathcal{E}_n^{(\mathbb{L}_n, \mathbb{M}_n)}}^{(d)} &= \beta_{t_{n+1},N;\mathcal{E}_n^{(\mathbb{L}_n, \mathbb{M}_n)}}^{(d)} = \beta_{t_{n+1},N;\left\{ \epsilon_{1,N}^{(l_{1,N})} = m_{1,N}, \dots, \epsilon_{n,N}^{(l_{n,N})} = m_{n,N} \right\}} \\ &= \beta_{t_{1,N}}^{(d)} \prod_{k=2}^{n+1} \left(1 + r_{t_{k+1},N;\left\{ \epsilon_{1,N}^{(l_{1,N})} = m_{1,N}, \dots, \epsilon_{n,N}^{(l_{n,N})} = m_{n,N} \right\}}^{(d,f)} \right) \text{ w.p. } p_n^{(\mathbb{L}_n, \mathbb{M}_n)}. \end{aligned} \quad (22)$$

For $[t_{n,N}, t_{n+1,N})$, the bond price $\beta_{t,N}^{(d)} = \beta_{t_{n+1,N},N}^{(d)}$ is $F^{(n-1)}$ -measurable. This definition is consistent with the definition of the riskless bond price dynamics $\beta_t, t \in [0, T]$ in continuous time. More precisely, in continuous time the bond price $\beta_t, t \in [0, T]$ is defined on filtered probability space $(\Omega, \mathbb{F}_{[0,T]} = \{\mathcal{F}_t = \sigma(B_u, 0 \leq u \leq t)\}_{t \in [0,T]}, \mathbb{P})$, where $B_t, t \in [0, T]$, is a standard Brownian motion on $[0, T]$, and its price dynamics are determined by $d\beta_t = r_t \beta_t dt, \beta_0 > 0$, where the short-rate $r_t \geq 0$ is \mathcal{F}_t measurable with $\mathbb{P}\left(\sup_{t \in [0,T]} \left\{r_t + \frac{1}{r_t}\right\} < \infty\right) = 1$. Thus, β_t is *instantaneously riskless*; in other words, $\beta_u = \beta_t$ for $u \in [t, t + dt)$. This definition of the riskless bond in continuous time was the motivation to define riskless bond in discrete time by equations (14), (16), (17) and (22).

4 Stock price dynamics on a binary information tree

In this section, we will define the \mathcal{S} -price dynamics $S_{t,N}^{(d)}, t \in [0, T]$ on the BTIB $\mathbb{ST}_{N;t \in [0,T]}^{(d)}$ as an $\mathbb{F}_{N;t \in [0,T]}^{(d)}$ -adapted process. The corresponding stock-return processes on $\mathbb{ST}_{N;t \in [0,T]}^{(d)}$ will have fixed conditional mean and variance, which in practical application should be estimated from the observed stock-price process. The natural (historical) probabilities in (8) $p_n^{(\mathbb{L}_n, \mathbb{M}_n)}, n = 1, \dots, n_N$, the mean, the variance, and Sharpe ratio of the stock return tree-dynamics will enter in the binary option price on the underlying stock \mathcal{S} . This represents a great advantage of the binary option pricing over the continuous-time Black-Scholes Merton pricing model where the information about $p_n^{(\mathbb{L}_n, \mathbb{M}_n)}$, and the mean returns will be lost. Furthermore, the binary pricing tree will be flexible enough to incorporate market microstructure phenomena into the pricing model for \mathcal{S} and to develop option pricing in this general setting. We define $S_{t,N}^{(d)}, t \in [0, T]$ on $\mathbb{ST}_{N;t \in [0,T]}^{(d)}$ as follows. For $t \in [0, t_{1,N})$,

$$S_{t,N}^{(d)} = S_{t_{0,N}}^{(d)} = S_0 > 0 \quad (23)$$

For $t \in [t_{1,N}, t_{2,N})$,

$$S_{t,N}^{(d)} = S_{t_{1,N}}^{(d)} = \begin{cases} S_{t_{1,N}}^{((0,1),(0,1))} = S_{t_{1,N}}^{(d)}(\epsilon_1^{(1)}=1) = S_0 s_{t_{1,N};(\epsilon_1^{(1)}=1)} \text{ w.p. } p_1^{((0,1),(0,1))} \\ S_{t_{1,N}}^{((0,1),(0,0))} = S_{t_{1,N}}^{(d)}(\epsilon_1^{(1)}=0) = S_0 s_{t_{1,N};(\epsilon_1^{(1)}=0)} \text{ w.p. } p_1^{((0,1),(0,0))} \end{cases} \quad (24)$$

for some $s_{t_{1,N};(\epsilon_1^{(1)}=1)} > 0$, and $s_{t_{1,N};(\epsilon_1^{(1)}=0)} > 0$.

Let

$$R_{t_{1,N}}^{(d)} = \frac{S_{t_{1,N}}^{(d)} - S_0}{S_0} = \begin{cases} s_{t_{1,N};(\epsilon_1^{(1)}=1)} \text{ w.p. } \mathbb{P}(\epsilon_1^{(1)} = 1), \\ s_{t_{1,N};(\epsilon_1^{(1)}=0)} \text{ w.p. } \mathbb{P}(\epsilon_1^{(1)} = 0). \end{cases} \quad (25)$$

be the discrete (simple) stock return in period $[0, t_1)$. We assume that mean return $\mathbb{E}(R_{t_{1,N}})$ and the return variance $\text{Var}(R_{t_{1,N}})$ are known:

$$\begin{cases} \mathbb{E}(R_{t_{1,N}}) = \mu_{t_{1,N}}^{(R)} t_{1,N}, \text{ for some } \mu_{t_{1,N}}^{(R)} > r_{t_{1,N}}^{(d,f,inst)}, \\ \text{Var}(R_{t_{1,N}}) = \left(\sigma_{t_{1,N}}^{(R)}\right)^2 t_{1,N}, \text{ for some } \sigma_{t_{1,N}}^{(R)} > 0. \end{cases} \quad (26)$$

In (26), we interpret $\mu_{t_{1,N}}^{(R)}$ as the instantaneous mean return at $t_{1,N}$ and $\left(\sigma_{t_{1,N}}^{(R)}\right)^2$ as the instantaneous variance at $t_{1,N}$. Then moment conditions (26) imply that in (25) the constants $s_{t_{1,N};(\epsilon_1^{(1)}=1)}$ and $s_{t_{1,N};(\epsilon_1^{(1)}=0)}$ are determined by

$$\begin{cases} s_{t_{1,N};(\epsilon_1^{(1)}=1)} = 1 + \mu_{t_{1,N}}^{(R)} + \sigma_{t_{1,N}}^{(R)} \sqrt{\frac{\mathbb{P}(\epsilon_1^{(1)}=0)}{\mathbb{P}(\epsilon_1^{(1)}=1)}} t_{1,N} \\ s_{t_{1,N};(\epsilon_1^{(1)}=0)} = 1 + \mu_{t_{1,N}}^{(R)} - \sigma_{t_{1,N}}^{(R)} \sqrt{\frac{\mathbb{P}(\epsilon_1^{(1)}=1)}{\mathbb{P}(\epsilon_1^{(1)}=0)}} t_{1,N} \end{cases} \quad (27)$$

Fort $\in [t_{2,N}, t_{3,N})$,

$$S_{t,N}^{(d)} = S_{t_{2,N}}^{(d)} = \begin{cases} S_{t_{2,N}}^{((0,1,2),(0,1,1))} = S_{t_{2,N}; \mathcal{E}_2^{((0,1,2),(0,1,1))}}^{(d)} = S_{t_{2,N}; (\epsilon_1^{(1)}=1, \epsilon_2^{(2)}=1)}^{(d)} & \text{w.p. } p_1^{((0,1,2),(0,1,1))}, \\ S_{t_{2,N}}^{((0,1,2),(0,1,0))} = S_{t_{2,N}; \mathcal{E}_2^{((0,1,2),(0,1,0))}}^{(d)} = S_{t_{2,N}; (\epsilon_1^{(1)}=1, \epsilon_2^{(2)}=0)}^{(d)} & \text{w.p. } p_1^{((0,1,2),(0,1,0))}, \\ S_{t_{2,N}}^{((0,1,1),(0,0,1))} = S_{t_{2,N}; \mathcal{E}_2^{((0,1,1),(0,0,1))}}^{(d)} = S_{t_{2,N}; (\epsilon_1^{(1)}=0, \epsilon_2^{(2)}=1)}^{(d)} & \text{w.p. } p_1^{((0,1,1),(0,0,1))}, \\ S_{t_{2,N}}^{((0,1,1),(0,0,0))} = S_{t_{2,N}; \mathcal{E}_2^{((0,1,1),(0,0,0))}}^{(d)} = S_{t_{2,N}; (\epsilon_1^{(1)}=0, \epsilon_2^{(2)}=0)}^{(d)} & \text{w.p. } p_1^{((0,1,1),(0,0,0))}. \end{cases} \quad (28)$$

According to (24) and (27),

$$S_{t_{2,N}}^{(d)} = \begin{cases} S_{t_{1,N}; (\epsilon_1^{(1)}=1)} s_{t_{2,N}; (\epsilon_1^{(1)}=1, \epsilon_2^{(2)}=1)} & \text{if } \epsilon_1^{(1)} = 1, \epsilon_2^{(2)} = 1, \\ S_{t_{1,N}; (\epsilon_1^{(1)}=1)} s_{t_{2,N}; (\epsilon_1^{(1)}=1, \epsilon_2^{(2)}=0)} & \text{if } \epsilon_1^{(1)} = 1, \epsilon_2^{(2)} = 0, \\ S_{t_{1,N}; (\epsilon_1^{(1)}=0)} s_{t_{2,N}; (\epsilon_1^{(1)}=0, \epsilon_2^{(2)}=1)} & \text{if } \epsilon_1^{(1)} = 0, \epsilon_2^{(2)} = 1, \\ S_{t_{1,N}; (\epsilon_1^{(1)}=0)} s_{t_{2,N}; (\epsilon_1^{(1)}=0, \epsilon_2^{(2)}=0)} & \text{if } \epsilon_1^{(1)} = 0, \epsilon_2^{(2)} = 0. \end{cases} \quad (29)$$

for some $s_{t_{2,N}; (\epsilon_1^{(1)}=1, \epsilon_2^{(2)}=1)} > 0$, $s_{t_{2,N}; (\epsilon_1^{(1)}=1, \epsilon_2^{(2)}=0)} > 0$, $s_{t_{2,N}; (\epsilon_1^{(1)}=0, \epsilon_2^{(2)}=1)} > 0$ and $s_{t_{2,N}; (\epsilon_1^{(1)}=0, \epsilon_2^{(2)}=0)} > 0$
Let

$$\begin{aligned} R_{t_{2,N} | (\epsilon_1^{(1)}=1)}^{(d)} &= \frac{S_{t_{1,N} | (\epsilon_1^{(1)}=1)}^{(d)} - S_{t_{1,N}; (\epsilon_1^{(1)}=1)}^{(d)}}{S_{t_{1,N}; (\epsilon_1^{(1)}=1)}^{(d)}} \\ &= \begin{cases} \frac{S_{t_{1,N}; (\epsilon_1^{(1)}=1)}^{(d)} s_{t_{2,N}; (\epsilon_1^{(1)}=1, \epsilon_2^{(2)}=1)} - S_{t_{1,N}; (\epsilon_1^{(1)}=1)}^{(d)}}{S_{t_{1,N}; (\epsilon_1^{(1)}=1)}^{(d)}} & \text{w.p. } \mathbb{P}(\epsilon_2^{(2)} = 1 | \epsilon_1^{(1)} = 1), \\ \frac{S_{t_{1,N}; (\epsilon_1^{(1)}=1)}^{(d)} s_{t_{2,N}; (\epsilon_1^{(1)}=1, \epsilon_2^{(2)}=0)} - S_{t_{1,N}; (\epsilon_1^{(1)}=1)}^{(d)}}{S_{t_{1,N}; (\epsilon_1^{(1)}=1)}^{(d)}} & \text{w.p. } \mathbb{P}(\epsilon_2^{(2)} = 0 | \epsilon_1^{(1)} = 1), \end{cases} \\ &= \begin{cases} s_{t_{2,N}; (\epsilon_1^{(1)}=1, \epsilon_2^{(2)}=1)} - 1 & \text{w.p. } \mathbb{P}(\epsilon_2^{(2)} = 1 | \epsilon_1^{(1)} = 1), \\ s_{t_{2,N}; (\epsilon_1^{(1)}=1, \epsilon_2^{(2)}=0)} - 1 & \text{w.p. } \mathbb{P}(\epsilon_2^{(2)} = 0 | \epsilon_1^{(1)} = 1), \end{cases} \end{aligned}$$

be the conditional simple stock return in period $[t_{2,N}, t_{3,N})$, given that $\epsilon_1^{(1)} = 1$. We assume that conditional mean and the conditional variance of $R_{t_{2,N} | (\epsilon_1^{(1)}=l)}^{(d)}$, $l = 0, 1$, are known,

$$\begin{cases} \mathbb{E} \left(R_{t_{2,N} | (\epsilon_1^{(1)}=l)} \right) = \mu_{t_{1,N} | (\epsilon_1^{(1)}=l)}^{(R)} (t_{2,N} - t_{1,N}), \text{ for some } \mu_{t_{1,N} | (\epsilon_1^{(1)}=l)}^{(R)} > r_{t_{1,N} | (\epsilon_1^{(1)}=l)}^{(d, f, inst)}, \\ \text{Var} \left(R_{t_{2,N} | (\epsilon_1^{(1)}=l)} \right) = \left(\sigma_{t_{1,N} | (\epsilon_1^{(1)}=l)}^{(R)} \right)^2 (t_{2,N} - t_{1,N}), \text{ for some } \sigma_{t_{1,N} | (\epsilon_1^{(1)}=l)}^{(R)} > 0. \end{cases} \quad (30)$$

In (30), $\mu_{t_{1,N} | (\epsilon_1^{(1)}=l)}^{(R)}$ is the instantaneous conditional mean return at $t_{2,N}$ given $\epsilon_1^{(1)} = l$, and $\left(\sigma_{t_{1,N} | (\epsilon_1^{(1)}=l)}^{(R)} \right)^2$ is the instantaneous conditional variance of the return at $t_{2,N}$ given $\epsilon_1^{(1)} = l$. As in (15), the moment

conditions (17) imply that in (16)

$$\begin{cases} S_{t_2,N};(\epsilon_1^{(1)}=1,\epsilon_2^{(2)}=1) = \\ = 1 + \mu_{t_2,N|(\epsilon_1^{(1)}=1)}^{(R)} (t_{2,N} - t_{1,N}) + \sigma_{t_1,N|(\epsilon_1^{(1)}=1)}^{(R)} \sqrt{\frac{\mathbb{P}(\epsilon_2^{(2)}=0|\epsilon_1^{(1)}=1)}{\mathbb{P}(\epsilon_2^{(2)}=1|\epsilon_1^{(1)}=1)}} (t_{2,N} - t_{1,N}) \\ S_{t_2,N};(\epsilon_1^{(1)}=1,\epsilon_2^{(2)}=0) = \\ = 1 + \mu_{t_2,N|(\epsilon_1^{(1)}=1)}^{(R)} (t_{2,N} - t_{1,N}) - \sigma_{t_1,N|(\epsilon_1^{(1)}=1)}^{(R)} \sqrt{\frac{\mathbb{P}(\epsilon_2^{(2)}=1|\epsilon_1^{(1)}=1)}{\mathbb{P}(\epsilon_2^{(2)}=0|\epsilon_1^{(1)}=1)}} (t_{2,N} - t_{1,N}) \end{cases} \quad (31)$$

Similarly,

$$\begin{cases} S_{t_2,N};(\epsilon_1^{(1)}=0,\epsilon_2^{(2)}=1) = \\ = 1 + \mu_{t_2,N|(\epsilon_1^{(1)}=0)}^{(R)} (t_{2,N} - t_{1,N}) + \sigma_{t_2,N|(\epsilon_1^{(1)}=0)}^{(R)} \sqrt{\frac{\mathbb{P}(\epsilon_2^{(2)}=0|\epsilon_1^{(1)}=0)}{\mathbb{P}(\epsilon_2^{(2)}=1|\epsilon_1^{(1)}=0)}} (t_{2,N} - t_{1,N}) \\ S_{t_2,N};(\epsilon_1^{(1)}=0,\epsilon_2^{(2)}=0) = \\ = 1 + \mu_{t_2,N|(\epsilon_1^{(1)}=0)}^{(R)} (t_{2,N} - t_{1,N}) - \sigma_{t_2,N|(\epsilon_1^{(1)}=0)}^{(R)} \sqrt{\frac{\mathbb{P}(\epsilon_2^{(2)}=1|\epsilon_1^{(1)}=0)}{\mathbb{P}(\epsilon_2^{(2)}=0|\epsilon_1^{(1)}=0)}} (t_{2,N} - t_{1,N}) \end{cases} \quad (32)$$

In general, for $t \in [t_{n,N}, t_{n+1,N})$, $n = 2, \dots, n_N - 1$, $N \in \mathcal{N}$, $l_{j,N} = 1, \dots, 2^{j-1}$, $m_{j,N} = 0, 1$, $j = 1, \dots, n$, $j = 1, \dots, n$, and the tree node

$$\tilde{\mathcal{E}}_{n-1}^{(\mathbb{L}_{n-1}, \mathbb{M}_{n-1})} = \left(\epsilon_1^{(l_{1,N})} = m_{1,N}, \dots, \epsilon_{n-1,N}^{(l_{n-1,N})} = m_{n-1,N} \right),$$

the stock price value is given by

$$\begin{aligned} S_{t,N}^{(d)} &= S_{t_n,N;\tilde{\mathcal{E}}_{n-1}^{(\mathbb{L}_{n-1}, \mathbb{M}_{n-1})}}^{(d)} = \begin{cases} S_{t_n,N;\tilde{\mathcal{E}}_{n-1}^{(\mathbb{L}_{n-1}, \mathbb{M}_{n-1})}, \epsilon_{n,N}^{(l_{n,N})}=1}^{(d)} & \text{if } \tilde{\mathcal{E}}_{n-1}^{(\mathbb{L}_{n-1}, \mathbb{M}_{n-1})}, \epsilon_{n,N}^{(l_{n,N})} = 1, \\ S_{t_n,N;\tilde{\mathcal{E}}_{n-1}^{(\mathbb{L}_{n-1}, \mathbb{M}_{n-1})}, \epsilon_{n,N}^{(l_{n,N})}=0}^{(d)} & \text{if } \tilde{\mathcal{E}}_{n-1}^{(\mathbb{L}_{n-1}, \mathbb{M}_{n-1})}, \epsilon_{n,N}^{(l_{n,N})} = 0, \end{cases} \\ &= \begin{cases} S_{t_{n-1,N};\tilde{\mathcal{E}}_{n-1}^{(\mathbb{L}_{n-1}, \mathbb{M}_{n-1})}}^{(d)} S_{t_n,N;\tilde{\mathcal{E}}_{n-1}^{(\mathbb{L}_{n-1}, \mathbb{M}_{n-1})}, \epsilon_{n,N}^{(l_{n,N})}=1} & \text{if } \tilde{\mathcal{E}}_{n-1}^{(\mathbb{L}_{n-1}, \mathbb{M}_{n-1})}, \epsilon_{n,N}^{(l_{n,N})} = 1, \\ S_{t_{n-1,N};\tilde{\mathcal{E}}_{n-1}^{(\mathbb{L}_{n-1}, \mathbb{M}_{n-1})}}^{(d)} S_{t_n,N;\tilde{\mathcal{E}}_{n-1}^{(\mathbb{L}_{n-1}, \mathbb{M}_{n-1})}, \epsilon_{n,N}^{(l_{n,N})}=0} & \text{if } \tilde{\mathcal{E}}_{n-1}^{(\mathbb{L}_{n-1}, \mathbb{M}_{n-1})}, \epsilon_{n,N}^{(l_{n,N})} = 0, \end{cases} \end{aligned} \quad (33)$$

for some $s_{t_n,N;\tilde{\mathcal{E}}_{n-1}^{(\mathbb{L}_{n-1}, \mathbb{M}_{n-1})}, \epsilon_{n,N}^{(l_{n,N})}=l}$, $l = 0, 1$. Let

$$\begin{aligned} R_{t_n,N|\tilde{\mathcal{E}}_{n-1}^{(\mathbb{L}_{n-1}, \mathbb{M}_{n-1})}}^{(d)} &= \frac{S_{t_n,N|\tilde{\mathcal{E}}_{n-1}^{(\mathbb{L}_{n-1}, \mathbb{M}_{n-1})}}^{(d)} - S_{t_{n-1,N};\tilde{\mathcal{E}}_{n-1}^{(\mathbb{L}_{n-1}, \mathbb{M}_{n-1})}}^{(d)}}{S_{t_{n-1,N};\tilde{\mathcal{E}}_{n-1}^{(\mathbb{L}_{n-1}, \mathbb{M}_{n-1})}}^{(d)}} \\ &= \begin{cases} \frac{S_{t_{n-1,N};\tilde{\mathcal{E}}_{n-1}^{(\mathbb{L}_{n-1}, \mathbb{M}_{n-1})}}^{(d)} S_{t_n,N;\tilde{\mathcal{E}}_{n-1}^{(\mathbb{L}_{n-1}, \mathbb{M}_{n-1})}, \epsilon_{n,N}^{(l_{n,N})}=1} - S_{t_{n-1,N};\tilde{\mathcal{E}}_{n-1}^{(\mathbb{L}_{n-1}, \mathbb{M}_{n-1})}}^{(d)}}{S_{t_{n-1,N};\tilde{\mathcal{E}}_{n-1}^{(\mathbb{L}_{n-1}, \mathbb{M}_{n-1})}}^{(d)}} \\ \quad \text{w.p. } \mathbb{P}\left(\epsilon_{n,N}^{(l_{n,N})} = 1 | \tilde{\mathcal{E}}_{n-1}^{(\mathbb{L}_{n-1}, \mathbb{M}_{n-1})}\right), \\ \frac{S_{t_{n-1,N};\tilde{\mathcal{E}}_{n-1}^{(\mathbb{L}_{n-1}, \mathbb{M}_{n-1})}}^{(d)} S_{t_n,N;\tilde{\mathcal{E}}_{n-1}^{(\mathbb{L}_{n-1}, \mathbb{M}_{n-1})}, \epsilon_{n,N}^{(l_{n,N})}=0} - S_{t_{n-1,N};\tilde{\mathcal{E}}_{n-1}^{(\mathbb{L}_{n-1}, \mathbb{M}_{n-1})}}^{(d)}}{S_{t_{n-1,N};\tilde{\mathcal{E}}_{n-1}^{(\mathbb{L}_{n-1}, \mathbb{M}_{n-1})}}^{(d)}} \\ \quad \text{w.p. } \mathbb{P}\left(\epsilon_{n,N}^{(l_{n,N})} = 0 | \tilde{\mathcal{E}}_{n-1}^{(\mathbb{L}_{n-1}, \mathbb{M}_{n-1})}\right), \end{cases} \\ &= \begin{cases} S_{t_n,N;\tilde{\mathcal{E}}_{n-1}^{(\mathbb{L}_{n-1}, \mathbb{M}_{n-1})}, \epsilon_{n,N}^{(l_{n,N})}=1} - 1 & \text{w.p. } \mathbb{P}\left(\epsilon_{n,N}^{(l_{n,N})} = 1 | \tilde{\mathcal{E}}_{n-1}^{(\mathbb{L}_{n-1}, \mathbb{M}_{n-1})}\right), \\ S_{t_n,N;\tilde{\mathcal{E}}_{n-1}^{(\mathbb{L}_{n-1}, \mathbb{M}_{n-1})}, \epsilon_{n,N}^{(l_{n,N})}=0} - 1 & \text{w.p. } \mathbb{P}\left(\epsilon_{n,N}^{(l_{n,N})} = 0 | \tilde{\mathcal{E}}_{n-1}^{(\mathbb{L}_{n-1}, \mathbb{M}_{n-1})}\right), \end{cases} \end{aligned} \quad (34)$$

be the conditional simple stock return in period $[t_{n,N}, t_{n+1,N})$, given that $\tilde{\mathcal{E}}_{n-1}^{(L_{n-1}, M_{n-1})}$. We assume that conditional mean and the conditional variance of $R_{t_{n,N}| \tilde{\mathcal{E}}_{n-1}^{(L_{n-1}, M_{n-1})}}^{(d)}$, are known:

$$\left\{ \begin{array}{l} \mathbb{E} \left(R_{t_{n,N}| \tilde{\mathcal{E}}_{n-1}^{(L_{n-1}, M_{n-1})}}^{(d)} \right) = \mu_{t_{n,N}| \tilde{\mathcal{E}}_{n-1}^{(L_{n-1}, M_{n-1})}}^{(R)} (t_{n,N} - t_{n-1,N}) \\ \text{for some } \mu_{t_{n,N}| \tilde{\mathcal{E}}_{n-1}^{(L_{n-1}, M_{n-1})}}^{(R)} > r_{t_{n,N}| \tilde{\mathcal{E}}_{n-1}^{(L_{n-1}, M_{n-1})}}^{(d,f,inst)}, \\ \text{Var} \left(R_{t_{n,N}| \tilde{\mathcal{E}}_{n-1}^{(L_{n-1}, M_{n-1})}}^{(d)} \right) = \left(\sigma_{t_{n,N}| \tilde{\mathcal{E}}_{n-1}^{(L_{n-1}, M_{n-1})}}^{(R)} \right)^2 (t_{n,N} - t_{n-1,N}) \\ \text{for some } \sigma_{t_{n,N}| \tilde{\mathcal{E}}_{n-1}^{(L_{n-1}, M_{n-1})}}^{(R)} > 0. \end{array} \right. \quad (35)$$

The conditions (33) imply that in (34)

$$\left\{ \begin{array}{l} \begin{array}{l} \mathbb{S}_{t_{n,N}; (\tilde{\mathcal{E}}_{n-1}^{(L_{n-1}, M_{n-1})}, \epsilon_{n,N}^{(t_{n,N})} = 1)} = 1 + \mu_{t_{n,N}| (\tilde{\mathcal{E}}_{n-1}^{(L_{n-1}, M_{n-1})}, \epsilon_{n,N}^{(t_{n,N})} = 1)}^{(R)} (t_{n,N} - t_{n-1,N}) + \\ \quad + \sigma_{t_{n,N}| \tilde{\mathcal{E}}_{n-1}^{(L_{n-1}, M_{n-1})}}^{(R)} \sqrt{\frac{\mathbb{P}(\epsilon_{n,N}^{(t_{n,N})} = 0 | \tilde{\mathcal{E}}_{n-1}^{(L_{n-1}, M_{n-1})})}{\mathbb{P}(\epsilon_{n,N}^{(t_{n,N})} = 1 | \tilde{\mathcal{E}}_{n-1}^{(L_{n-1}, M_{n-1})})}} (t_{n,N} - t_{n-1,N}) \end{array} \\ \begin{array}{l} \mathbb{S}_{t_{n,N}; (\tilde{\mathcal{E}}_{n-1}^{(L_{n-1}, M_{n-1})}, \epsilon_{n,N}^{(t_{n,N})} = 0)} = 1 + \mu_{t_{n,N}| (\tilde{\mathcal{E}}_{n-1}^{(L_{n-1}, M_{n-1})}, \epsilon_{n,N}^{(t_{n,N})} = 1)}^{(R)} (t_{n,N} - t_{n-1,N}) - \\ \quad - \sigma_{t_{n,N}| \tilde{\mathcal{E}}_{n-1}^{(L_{n-1}, M_{n-1})}}^{(R)} \sqrt{\frac{\mathbb{P}(\epsilon_{n,N}^{(t_{n,N})} = 1 | \tilde{\mathcal{E}}_{n-1}^{(L_{n-1}, M_{n-1})})}{\mathbb{P}(\epsilon_{n,N}^{(t_{n,N})} = 0 | \tilde{\mathcal{E}}_{n-1}^{(L_{n-1}, M_{n-1})})}} (t_{n,N} - t_{n-1,N}) \end{array} \end{array} \right. \quad (36)$$

Stock price dynamics in the natural world are now determined by expressions (33) and (35), and preserves the model parameters: $(i^{(p)})$ the probabilities for stock upward direction, $\mathbb{P}(\epsilon_{n,N}^{(t_{n,N})} = 1 | \tilde{\mathcal{E}}_{n-1}^{(L_{n-1}, M_{n-1})})$, $(i^{(\mu)})$ the conditional mean $\mu_{t_{n,N}| (\tilde{\mathcal{E}}_{n-1}^{(L_{n-1}, M_{n-1})}, \epsilon_{n,N}^{(t_{n,N})} = 1)}^{(R)}$, and $(i^{(\sigma)})$ conditional variance $\sigma_{t_{n,N}| \tilde{\mathcal{E}}_{n-1}^{(L_{n-1}, M_{n-1})}}^{(R)}$, on each node of the pricing tree. In the next section, we will describe the risk-neutral tree dynamics of the stock preserving $(i^{(p)})$, $(i^{(\mu)})$, $(i^{(\sigma)})$. This is important given that in passing to continuous time limits in the natural world and then using Black-Scholes-Merton risk-neutral valuation, the important information on $(i^{(p)})$, $(i^{(\mu)})$ will be lost. Using a discrete pricing tree rather than a continuous time pricing model allows us to introduce richer, more flexible models for the price dynamics to accommodate market-microstructure features in option pricing, which is the main novelty of this paper.

4.1 Examples

The binary tree price model that has been presented so far encompasses several binary tree models that were proposed to model stock prices variations. An important example is the case in which we assume the first difference of the price process to follow a moving average or an autoregressive model. These time-discrete models are of particular importance in microstructure theory. Examples in the literature include the seminal Roll model [44], which was used to empirical estimate the bid-ask spread, and the subsequent models of Hasbrouck [25]; see also Chapter 8 in [26] for an overview and discussion of other closely related models.

Consider the case in which the conditional probabilities at each node of the binary information tree are the same, so that:

$$\begin{aligned} p_{j|(\epsilon_1^{(t_{1,N})} = m_{1,N}, \dots, \epsilon_{n-1,N}^{(t_{n-1,N})} = m_{n-1,N})}^{(l_{j,N}; 1)} &= p_1, \forall j \in \{1, \dots, K_n\}, \forall n \in \mathcal{N} \\ p_{j|(\epsilon_1^{(t_{1,N})} = m_{1,N}, \dots, \epsilon_{n-1,N}^{(t_{n-1,N})} = m_{n-1,N})}^{(l_{j,N}; 0)} &= p_0 = 1 - p_1, \forall j \in \{1, \dots, K_n\}, \forall n \in \mathcal{N} \end{aligned} \quad (37)$$

Under this assumption, we can introduce the *binary white noise* (BWN) as the $\mathbb{F}^{(d)}$ -adapted process $z_{t,N}$, which is defined as:

$$\begin{aligned} z_{t,N}^{(d)} &= z_{t_{n,N}; \tilde{\mathcal{E}}_{n-1}^{(L_{n-1}, M_{n-1})}}^{(d)} = \\ &= \begin{cases} z_{t_{n,N}; (\tilde{\mathcal{E}}_{n-1}^{(L_{n-1}, M_{n-1})}, \epsilon_{n,N}^{(L_{n,N})} = 1)}^{(d)} & := z_u \text{ if } \tilde{\mathcal{E}}_{n-1}^{(L_{n-1}, M_{n-1})}, \epsilon_{n,N}^{(L_{n,N})} = 1, \\ z_{t_{n,N}; (\tilde{\mathcal{E}}_{n-1}^{(L_{n-1}, M_{n-1})}, \epsilon_{n,N}^{(L_{n,N})} = 0)}^{(d)} & := z_d \text{ if } \tilde{\mathcal{E}}_{n-1}^{(L_{n-1}, M_{n-1})}, \epsilon_{n,N}^{(L_{n,N})} = 0, \end{cases} \end{aligned} \quad (38)$$

By imposing the moment matching condition $\mathbb{E} [z_n^{(k)}] = 0$, $\text{Var} [z_n^{(k)}] = \sigma_z^2$, for some $\sigma_z^2 \in (0, \infty)$, we obtain

$$z_n^{(k)} = \begin{cases} z_u := \sqrt{\frac{1-p_1}{p_0}} \sigma_z^2 \text{ w.p. } p_1, \\ z_d := \sqrt{\frac{1-p_0}{p_1}} \sigma_z^2 \text{ w.p. } p_0 = 1 - p_1, \end{cases} \quad \forall k = 1, \dots, K_n, n \in \mathcal{N} \quad (39)$$

It is easy to show that the BWN tree $\{z_n = [z_n^1, \dots, z_n^{K_n}]\}_{n=1}^N$ presents the same mean, variance, and autocorrelation function of a general white noise²² process: $\mathbb{E} [z_n] = 0$, $\text{Var} [z_n] = \sigma_z^2$, $\mathbb{E} [z_n z_{n-1}] = 0$, $\forall n \in \mathcal{N}$.

Moving Average of order 1

We can then define the random process $\Delta S_{t,N}^{(d)} = S_{t,N}^{(d)} - S_{t-1,N}^{(d)}$ to be a *Binary Moving Average* process of order one by setting

$$\begin{aligned} \Delta S_{t,N}^{(d)} &= \Delta S_{t_{n,N}; \tilde{\mathcal{E}}_{n-1}^{(L_{n-1}, M_{n-1})}}^{(d)} = \\ &= \begin{cases} c + \theta z_{t_{n-1,N}; (\tilde{\mathcal{E}}_{n-1}^{(L_{n-1}, M_{n-1})})} + z_u \text{ if } \tilde{\mathcal{E}}_{n-1}^{(L_{n-1}, M_{n-1})}, \epsilon_{n,N}^{(L_{n,N})} = 1, \\ c + \theta z_{t_{n-1,N}; (\tilde{\mathcal{E}}_{n-1}^{(L_{n-1}, M_{n-1})})} + z_d \text{ if } \tilde{\mathcal{E}}_{n-1}^{(L_{n-1}, M_{n-1})}, \epsilon_{n,N}^{(L_{n,N})} = 0, \end{cases} \end{aligned} \quad (40)$$

for some $\mu \in \mathbb{R}$ and θ . The expected value, variance, and autocorrelation of the first order follows the usual MA(1) process, so that $\forall n, s \in \mathcal{N}$ with $s < n$ we can write:

$$\mathbb{E} [\Delta S_{n,N}^{(d)}] = c, \quad \text{Var} [\Delta S_{n,N}^{(d)}] = (1 + \theta^2) \sigma_z^2, \quad \mathbb{E} [S_{n,N}^{(d)} S_{s,N}^{(d)}] = \begin{cases} \theta \sigma_z^2, & \text{if } s = n - 1, \\ 0, & \text{otherwise.} \end{cases}$$

From a practical point of view, the MA(1) process can be estimated from observed price differences. Let $\hat{\gamma}_0$ and $\hat{\gamma}_1$ denote the empirical variance and autocorrelation of the first order, respectively, of the risky asset price differences. We can then set the equalities:

$$\hat{\gamma}_0 = (1 + \theta^2) \sigma_z^2, \quad \hat{\gamma}_1 = \theta \sigma_z^2,$$

and by solving for θ we obtain:

$$\theta_{1,2} = \frac{\hat{\gamma}_0 \pm \sqrt{\hat{\gamma}_0^2 - 4\hat{\gamma}_1^2}}{2\hat{\gamma}_1}, \quad \sigma_{z_{1,2}}^2 = \frac{2\hat{\gamma}_1^2}{\hat{\gamma}_0 \pm \sqrt{\hat{\gamma}_0^2 - 4\hat{\gamma}_1^2}}, \quad (41)$$

where in the second equation we only consider positive solutions.²³

Autoregressive of order 1

The binary white noise can be use to model the first difference of the price process as an autoregression of

²²see for instance Ch.3 in [22].

²³The additional constrain $|\theta| < 1$ can be added to guarantee the process invertibility.

the first order. Consider the case in which

$$\begin{aligned} \Delta S_{t,N}^{(d)} &= \Delta S_{t_n,N;\tilde{\mathcal{E}}_{n-1}^{(L_{n-1},M_{n-1})}}^{(d)} = \\ &= \begin{cases} c + \phi \Delta S_{t_n,N;\tilde{\mathcal{E}}_{n-1}^{(L_{n-1},M_{n-1})}}^{(d)} + z_u, & \text{if } \tilde{\mathcal{E}}_{n-1}^{(L_{n-1},M_{n-1})}, \epsilon_{n,N}^{(L_{n,N})} = 1, \\ c + \phi \Delta S_{t_n,N;\tilde{\mathcal{E}}_{n-1}^{(L_{n-1},M_{n-1})}}^{(d)} + z_d, & \text{if } \tilde{\mathcal{E}}_{n-1}^{(L_{n-1},M_{n-1})}, \epsilon_{n,N}^{(L_{n,N})} = 0, \end{cases} \end{aligned} \quad (42)$$

for every $n \in \mathcal{N}$ for some $\mu \in \mathbb{R}$ and $\phi \in (-1, 1)$, where the last condition ensures that the process has MA(∞) representation. The expected value, variance, and autocorrelation functions of $\Delta S_{t,N}$ are then defined, for two stages $k \leq n$ and $\forall n \in \mathcal{N}$, as:

$$\begin{aligned} \mathbb{E} [\Delta S_{t_n,N}] &= c(1 + \phi + \phi^2 + \dots + \phi^n) + s_0 \phi^n, \\ \text{Var} [\Delta S_{t_n,N}] &= \sigma_z^2 \sum_{i=0}^n \phi^{2i} = \frac{1 - \phi^{2(n+1)}}{1 - \phi^2}, \\ \mathbb{E} [\Delta S_{t_k,N} \Delta S_{t_n,N}] &= \sigma_z^2 \phi^{n-k} \sum_{i=0}^{k-1} \phi^{2i} = \sigma_z^2 \phi^{n-k} \frac{1 - \phi^{2k}}{1 - \phi^2}. \end{aligned}$$

The moment of the AR(1) binary tree process converges to the usual moments,²⁴ indeed we have:

$$\begin{aligned} \lim_{n \rightarrow \infty} \mathbb{E} [\Delta S_{t_n,N}] &= \lim_{n \rightarrow \infty} \left[\mu \frac{1 - \phi^n}{1 - \phi} + s_0 \phi \right] = \frac{c}{1 - \phi}, \\ \lim_{n \rightarrow \infty} \mathbb{V} [\Delta S_{t_n,N}] &= \lim_{n \rightarrow \infty} \sigma_z^2 \sum_{i=0}^n \phi^{2i} = \sigma_z^2 \frac{1}{1 - \phi^2}, \\ \lim_{n \rightarrow \infty} \mathbb{E} [\Delta S_{t_k,N} \Delta S_{t_n,N}] &= \lim_{n \rightarrow \infty} \sigma_z^2 \phi^{n-k} \sum_{i=0}^{k-1} \phi^{2i} = \sigma_z^2 \frac{\phi^{n-k}}{1 - \phi^2}. \end{aligned}$$

where the convergence is ensured by the stationary condition $\phi \in (-1, 1)$.

5 Risk neutral dynamics binary pricing trees and option pricing

We now consider a European contingent claim²⁵ \mathcal{C} , with discrete price dynamics $f_{t_n,N}^{(d)} = f(S_{t_n,N}^{(d)}, t_n)$, $n = 0, \dots, n_n$ for some $f(x, t)$ in \mathbb{R} , $x > 0$, $t \in [0, T]$, with terminal (expiration) time²⁶ $T = t_{n,N}$, and terminal (expiration) value $f_{T,N} = g(S_T)$ for some $g(x) \in \mathbb{R}$, $x > 0$. At every given binary tree node $\tilde{\mathcal{E}}_n^{(L_n, M_n)}$ with stock price value $S_{t_n,N;\tilde{\mathcal{E}}_n^{(L_n, M_n)}}^{(d)}$ is known, while the binary random price value $S_{t_{n+1},N;\tilde{\mathcal{E}}_n^{(L_n, M_n)}}^{(d)}$ is given by (33). Consider the risk neutral portfolio at the node $\tilde{\mathcal{E}}_n^{(L_n, M_n)}$:

$$P_{t_n,N;\tilde{\mathcal{E}}_n^{(L_n, M_n)}}^{(d)} = D_{t_n,N;\tilde{\mathcal{E}}_n^{(L_n, M_n)}}^{(d)} S_{t_n,N;\tilde{\mathcal{E}}_n^{(L_n, M_n)}}^{(d)} - f_{t_n,N;\tilde{\mathcal{E}}_n^{(L_n, M_n)}}^{(d)}, \quad (43)$$

with $f_{t_n,N;\tilde{\mathcal{E}}_n^{(L_n, M_n)}}^{(d)} = f\left(S_{t_n,N;\tilde{\mathcal{E}}_n^{(L_n, M_n)}}^{(d)}, t_n, N\right)$ and delta-position $D_{t_n,N;\tilde{\mathcal{E}}_n^{(L_n, M_n)}}^{(d)}$.

²⁴In the usual AR(1), the first two moments and the auto-covariance functions are computed by applying the MA(∞) representation

²⁵We use the terms European Contingent Claim (ECC), a (European) option (shortly, an option), or a European derivative (shortly, a derivative) interchangeably.

²⁶The functions f on $(0, \infty) \times [0, T]$, and g on $(0, \infty)$ satisfy the usual regularity conditions; see Duffie (2001), Chapter 5. These conditions will only be needed when we consider the limiting option price process, as $N \uparrow \infty$.

By the assumed risk-neutrality condition, we have with

$$\begin{aligned} P_{t_{n+1},N}^{(d)}(\tilde{\mathcal{E}}_n^{(L_n, M_n)}, \epsilon_{n+1}^{(1)}=1) &= D_{t_{n+1},N}^{(d)} \tilde{\mathcal{E}}_n^{(L_n, M_n)} S_{t_{n+1},N}^{(d)}(\tilde{\mathcal{E}}_n^{(L_n, M_n)}, \epsilon_{n+1}^{(1)}=1) - f_{t_{n+1},N}^{(d)}(\tilde{\mathcal{E}}_n^{(L_n, M_n)}, \epsilon_{n+1}^{(1)}=1) \\ &= P_{t_{n+1},N}^{(d)}(\tilde{\mathcal{E}}_n^{(L_n, M_n)}, \epsilon_{n+1}^{(1)}=0) = D_{t_{n+1},N}^{(d)} \tilde{\mathcal{E}}_n^{(L_n, M_n)} S_{t_{n+1},N}^{(d)}(\tilde{\mathcal{E}}_n^{(L_n, M_n)}, \epsilon_{n+1}^{(1)}=0) - f_{t_{n+1},N}^{(d)}(\tilde{\mathcal{E}}_n^{(L_n, M_n)}, \epsilon_{n+1}^{(1)}=0). \end{aligned} \quad (44)$$

Following the general methodology on locally risk-neutral option valuation²⁷ in Kao [33]. Although we should refer to (44) as a locally risk-neutrality condition, that is obviously understood and we therefore omit “locally” when we refer to our locally risk-neutral option price valuation. The option pricing methodology, as outlined in this paper, is essential when we want to incorporate market microstructure phenomena into the dynamics of the underlying assets, which will become clear in Section 9. By (33), (44) and (44), the delta-position $D_{t_n, N}^{(d)} \tilde{\mathcal{E}}_n^{(L_n, M_n)}$ at the node $\tilde{\mathcal{E}}_n^{(L_n, M_n)}$ is given by

$$\begin{aligned} D_{t_n, N}^{(d)} \tilde{\mathcal{E}}_n^{(L_n, M_n)} &= \frac{f_{t_{n+1},N}^{(d)}(\tilde{\mathcal{E}}_n^{(L_n, M_n)}, \epsilon_{n+1}^{(1)}=0) - f_{t_{n+1},N}^{(d)}(\tilde{\mathcal{E}}_n^{(L_n, M_n)}, \epsilon_{n+1}^{(1)}=1)}{S_{t_n, N}^{(d)} \tilde{\mathcal{E}}_n^{(L_n, M_n)} \sigma_{t_{n+1}, N}^{(R)} \sqrt{t_{n+1}, N - t_n, N}} \\ &\quad \cdot \sqrt{\mathbb{P}(\epsilon_{n+1, N}^{L_{n+1}, N} = 1 | \tilde{\mathcal{E}}_n^{(L_n, M_n)}) \mathbb{P}(\epsilon_{n+1, N}^{L_{n+1}, N} = 0 | \tilde{\mathcal{E}}_n^{(L_n, M_n)})} \end{aligned} \quad (45)$$

Next, by (44), (45), and the representation $r_{t_{n+1}, N; \tilde{\mathcal{E}}_n^{(L_n, M_n)}}^{(d, f)} = r_{t_{n+1}, N; \tilde{\mathcal{E}}_n^{(L_n, M_n)}}^{(d, f, inst)}(t_{n+1, N} - t_n, N)$ we obtain the risk neutral option-value at t_n, N and the node $\tilde{\mathcal{E}}_n^{(L_n, M_n)}$ as follows

$$\begin{aligned} f_{t_n, N; \tilde{\mathcal{E}}_n^{(L_n, M_n)}}^{(d)} &= \frac{q_{t_{n+1}, N}^{(d)}(\tilde{\mathcal{E}}_n^{(L_n, M_n)}, \epsilon_{n+1}^{(1)}=1) f_{t_{n+1}, N}^{(d)}(\tilde{\mathcal{E}}_n^{(L_n, M_n)}, \epsilon_{n+1}^{(1)}=1) + q_{t_{n+1}, N}^{(d)}(\tilde{\mathcal{E}}_n^{(L_n, M_n)}, \epsilon_{n+1}^{(1)}=0) f_{t_{n+1}, N}^{(d)}(\tilde{\mathcal{E}}_n^{(L_n, M_n)}, \epsilon_{n+1}^{(1)}=0)}{r_{t_{n+1}, N; \tilde{\mathcal{E}}_n^{(L_n, M_n)}}^{(d, f, inst)}(t_{n+1, N} - t_n, N)}. \end{aligned} \quad (46)$$

In (46), the conditional risk neutral probabilities at t_n, N and the node $\tilde{\mathcal{E}}_n^{(L_n, M_n)}$ are given by

$$\begin{aligned} q_{t_{n+1}, N; \tilde{\mathcal{E}}_n^{(L_n, M_n)}, \epsilon_{n+1}^{(1)}=1}^{(d)} &= \mathbb{P}(\epsilon_{n+1, N}^{L_{n+1}, N} = 1 | \tilde{\mathcal{E}}_n^{(L_n, M_n)}) - \\ &\quad - \theta_{t_n, N; \tilde{\mathcal{E}}_n^{(L_n, M_n)}} \sqrt{\mathbb{P}(\epsilon_{n+1, N}^{L_{n+1}, N} = 1 | \tilde{\mathcal{E}}_n^{(L_n, M_n)}) \mathbb{P}(\epsilon_{n+1, N}^{L_{n+1}, N} = 0 | \tilde{\mathcal{E}}_n^{(L_n, M_n)})} \sqrt{t_{n+1, N} - t_n, N} \end{aligned}$$

and

$$\begin{aligned} q_{t_{n+1}, N; \tilde{\mathcal{E}}_n^{(L_n, M_n)}, \epsilon_{n+1}^{(1)}=0}^{(d)} &= 1 - q_{t_{n+1}, N; \tilde{\mathcal{E}}_n^{(L_n, M_n)}, \epsilon_{n+1}^{(1)}=1}^{(d)} = \mathbb{P}(\epsilon_{n+1, N}^{L_{n+1}, N} = 0 | \tilde{\mathcal{E}}_n^{(L_n, M_n)}) + \\ &\quad + \theta_{t_n, N; \tilde{\mathcal{E}}_n^{(L_n, M_n)}} \sqrt{\mathbb{P}(\epsilon_{n+1, N}^{L_{n+1}, N} = 1 | \tilde{\mathcal{E}}_n^{(L_n, M_n)}) \mathbb{P}(\epsilon_{n+1, N}^{L_{n+1}, N} = 0 | \tilde{\mathcal{E}}_n^{(L_n, M_n)})} \sqrt{t_{n+1, N} - t_n, N} \end{aligned}$$

The extension to American option price valuation is now readily obtained. Following the classical approach for valuation of American option on binomial tree,²⁸ the market value of the American option at the node $\tilde{\mathcal{E}}_n^{(L_n, M_n)}$ is given by

$$f_{t_n, N; \tilde{\mathcal{E}}_n^{(L_n, M_n)}}^{(d; American)} = \max_{t_n, N; \tilde{\mathcal{E}}_n^{(L_n, M_n)}} f_{t_n, N; \tilde{\mathcal{E}}_n^{(L_n, M_n)}}^{(d)} S_{t_n, N; \tilde{\mathcal{E}}_n^{(L_n, M_n)}}^{(d; exercise value)} \quad (47)$$

where $S_{t_n, N; \tilde{\mathcal{E}}_n^{(L_n, M_n)}}^{(d; exercise value)}$ is the exercise value of the stock, which is known at the node $\tilde{\mathcal{E}}_n^{(L_n, M_n)}$. We emphasize here that $S_{t_n, N; \tilde{\mathcal{E}}_n^{(L_n, M_n)}}^{(d; exercise value)}$ is the market value of the stock and not its fair-holding stock value

²⁷See also Duan [14], Duan et al. [15], Chorro et al. [8]

²⁸See, for example Section 12.5 in Hull [29].

$S_{t_n, N; \tilde{\mathcal{E}}_n^{(L_n, M_n)}}^{(d; \text{Fair-holding Value})}$. The risk-neutral tree stock dynamics $S_{t_n, N; \tilde{\mathcal{E}}_n^{(L_n, M_n)}}^{(d; \text{Fair-holding Value})}$, $n = 1, \dots, n_T$, are determined sequentially as follows:

$$\begin{aligned} S_{t_n, N; \tilde{\mathcal{E}}_n^{(L_n, M_n)}}^{(d; \text{Fair-holding Value})} &= \frac{1}{r_{t_{n+1}, N; \tilde{\mathcal{E}}_n^{(L_n, M_n)}}^{(d, f, inst)} (t_{n+1, N} - t_{n, N})} \\ &\cdot q_{t_{n+1}, N; (\tilde{\mathcal{E}}_n^{(L_n, M_n)}, \epsilon_{n+1}^{(1)}=1)}^{(d)} S_{t_{n+1}, N; (\tilde{\mathcal{E}}_n^{(L_n, M_n)}, \epsilon_{n+1}^{(1)}=1)}^{(d; \text{Fair-holding Value})} + \\ &+ q_{t_{n+1}, N; (\tilde{\mathcal{E}}_n^{(L_n, M_n)}, \epsilon_{n+1}^{(1)}=0)}^{(d)} S_{t_{n+1}, N; (\tilde{\mathcal{E}}_n^{(L_n, M_n)}, \epsilon_{n+1}^{(1)}=0)}^{(d; \text{Fair-holding Value})}. \end{aligned} \quad (48)$$

with terminal value $S_{t_N, N; \tilde{\mathcal{E}}_N^{(L_M, M_M)}}^{(d; \text{Fair-holding Value})} = S_{t_N, N; \tilde{\mathcal{E}}_N^{(L_n, M_n)}}^{(d)}$. Breen (1991) uses $S_{t_n, N; \tilde{\mathcal{E}}_n^{(L_n, M_n)}}^{(d; \text{Fair-holding Value})}$ to define the fair-value of the American option at the node $\tilde{\mathcal{E}}_n^{(L_n, M_n)}$, as follows

$$f_{t_n, N; \tilde{\mathcal{E}}_n^{(L_n, M_n)}}^{(d; \text{American}; \text{fair value})} = \max \left[f_{t_n, N; \tilde{\mathcal{E}}_n^{(L_n, M_n)}}^{(d)}, S_{t_n, N; \tilde{\mathcal{E}}_n^{(L_n, M_n)}}^{(d; \text{Fair-holding Value})} \right] \quad (49)$$

The trader of an American option could use (47) rather than (46) when they seek potential mispricing in the market value of the American option in search of statistical arbitrage opportunities.

6 Limiting dynamics of binary pricing trees

In this section, we investigate the limiting dynamics of the binary tree pricing tree by assuming that the lengths of trading intervals uniformly vanish at rate $\frac{1}{N}$ as $N \rightarrow \infty$:

$$\Delta_N = \max \{(t_{n-1, N} - t_{n, N}), n = 1, \dots, n_N, 0 = t_{0, N} < t_{1, N} < \dots < t_{n_N, N} = T\} = O\left(\frac{1}{N}\right) \quad (50)$$

We will apply the Donsker-Prokhorov invariance principle (DPIP) for continuous diffusions, which is also known as the Functional Limit Theorem (FLT). To apply DPIT, we assume that for each $n = 1, \dots, n_N$, the random variables $\epsilon_n^{(1)}, \dots, \epsilon_n^{(n)}$, determining the binary information tree²⁹ defined in (7) that (8) and (9) are independent. Thus, according to Section 2b, the probabilistic structure of the triangular array $\mathfrak{E} = (\epsilon_n^{(k)}, k = 1, \dots, K_n, n \in \mathcal{N})$ is determined by the joint distributions,

$$p_{\binom{m_n^{(1)}, \dots, m_n^{(K_n)}}{\epsilon_n^{(1)}, \dots, \epsilon_n^{(K_n)}}} = P(\epsilon_n^{(1)} = m_n^{(1)}, \dots, \epsilon_n^{(K_n)} = m_n^{(K_n)}) = \prod_{k=1}^n \mathbb{P}(\epsilon_n^{(k)} = m_n^{(k)}),$$

for $m_n^{(k)} \in \{0, 1\}$, $k = 1, \dots, K_n, n \in \mathcal{N}$. Furthermore, in (8) and (9), we have simplified representations:

$$\mathbb{P}(\mathcal{E}_n^{(L_n, M_n)}) = \mathbb{P}(\tilde{\mathcal{E}}_n^{(L_n, M_n)}) = p_n^{(L_n, M_n)} = \prod_{k=1}^n \mathbb{P}(\epsilon_k^{(l_k, N)} = m_{k, N})$$

and

$$\mathbb{P}(\epsilon_j^{(l_j, N)} = m_{j, N} \mid (\epsilon_1^{(l_1, N)} = m_{1, N}, \dots, \epsilon_{j-1, N}^{(l_{j-1, N})} = m_{j-1, N})) = \mathbb{P}(\epsilon_j^{(l_j, N)} = m_{j, N}).$$

²⁹Recall that the triangular array $\epsilon_n^{(1)}, \dots, \epsilon_n^{(n)}$, $n = 1, \dots, n_N$ determines the information tree defined in (1), (2), (3). We will apply DPIP for continuous diffusions only, see Davydov and Rotar (2008). Extensions to more general DPIP, where the limiting price process is a semimartingale, are known; see [7], [15], [27]. It will be of interest to study DPIP when the limiting pricing process is a semi-martingale plus noise. These types of DPIP could be obtained by applying limiting results as studied in [31], but that line of research is beyond the scope of this paper. Unfortunately, as pointed out in [28] and [27], the limiting stock price dynamics erases important information contained in the discrete pricing model, such as the probability for stock price upward moment and in the case of option pricing the stock mean return. This is the reason why we view this section mainly as an extension to the classical CRR and JR option pricing models. To incorporate market microstructure features into our option pricing model, we will only use the binary tree pricing model defined in Sections 4 and 5, and will disregard the options pricing modeling under the limiting assumption (50).

As $\epsilon_1^{(1)} \stackrel{d}{=} \text{Be} \left(p_1^{(1;1)} \right)$, $p_1^{(1;1)} = \mathbb{P} \left(\epsilon_1^{(1)} = 1 \right) = \mathbb{E} \left[\epsilon_1^{(1)} \right] = p_1^{(1;1)}$ and $\text{Var} \left[p_1^{(1;1)} \left(1 - p_1^{(1;1)} \right) \right]$.

Thus, $\delta_1^{(1)} = \frac{\epsilon_1^{(1)} - p_1^{(1;1)}}{\sqrt{p_1^{(1;0)}}}$ has zero mean and one variance. Similarly, we define $\delta_n^{(k)} = \frac{\epsilon_n^{(k)} - p_n^{(k;1)}}{\sqrt{p_n^{(k;0)}}}$, with $p_1^{(k,1)} = \mathbb{P} \left(\epsilon_1^{(k)} \right) = 1 - p_1^{(k;0)}$, $k = 1, \dots, K_n$, $n=2,3,\dots$.

We now view the filtration

$$\mathcal{F}^{(n)} = \sigma \left(\epsilon_1^{(1)}, \left(\epsilon_2^{(1)}, \epsilon_2^{(2)} \right), \dots, \left(\epsilon_2^{(1)}, \dots, \epsilon_n^{(n)} \right) \right), n \in \mathcal{N},$$

as generated by the triangular series of $\delta_n^{(1)}, \dots, \delta_n^{(n)}$, $n \in \mathcal{N}$. That is,

$$\mathcal{F}^{(n)} = \sigma \left(\delta_1^{(1)}, \left(\delta_2^{(1)}, \delta_2^{(2)} \right), \dots, \left(\delta_2^{(1)}, \dots, \delta_n^{(n)} \right) \right), n \in \mathcal{N}.$$

Next, for a given sequence $\mathbb{L} = (l_1, \dots, l_n, \dots)$, $l_n = 1, \dots, n$, $n \in \mathcal{N}$, we consider the random walk $\delta_n^{(\mathbb{L})} = \sum_{k=1}^n \delta_k^{(k)}$, $n \in \mathcal{N}$. Then by the DPIV, the sequence of $D[0, \infty)$ -processes

$$\mathbb{B}_n^{(\mathbb{L}; [0, \infty))} = \left\{ B_{t;n}^{\mathbb{L}} = \frac{\delta_{\lfloor nt \rfloor}^{(\mathbb{L})}}{\sqrt{n}}, t \geq 0 \right\}$$

converges in law to a standard Brownian motion $\mathbb{B}_{[0, \infty)} = \{B_t, t \geq 0\}$ in the Skorokhod J1-topology³⁰. By denoting the canonical filtration $\mathfrak{F}^{\mathbb{B}_{[0, \infty)}} = \{\sigma(B_u, 0 \leq u \leq t), t \geq 0\}$, we can assume, by the Skorokhod embedding theorem³¹, that $\mathbb{F}^{(d)} \subset \mathfrak{F}^{\mathbb{B}_{[0, \infty)}}$, and that the triangular series $\epsilon_1^{(1)}, (\epsilon_2^{(1)}, \epsilon_2^{(2)}), \dots, (\epsilon_2^{(1)}, \dots, \epsilon_n^{(n)}), \dots$ are on the same stochastic basis space $(\Omega, \mathcal{F}^{\mathbb{B}_{[0, \infty)}}, \mathbb{P})$.

We now consider the limiting behavior of the discrete riskless rates $r_{t_n, N}^{(d, f)} = r_{t_n, N}^{(d, f, inst)}(t_{n, N} - t_{n-1, N})$, as defined in Section 3a. We assume that the discrete instantaneous riskless rate processes

$$r_{[0, T]; N} = \left\{ r_{t, N}^{d, f, inst} = r_{t_{n-1}, N}^{d, f, inst}, t \in [t_{n-1, N}, t_{n, N}), n = 1, \dots, N, r_{T, N}^{d, f, inst} = r_{t_N, N}^{d, f, inst} \right\}$$

converge uniformly to a continuous time instantaneous riskless rate³² $r_{[0, T]}^{(f)} = \left\{ r_t^{(f)}, t \in [0, T] \right\}$, where

1. $r_{[0, T]}^{(f)}$ is with strictly positive continuous trajectories on $[0, T]$,
2. $\sup \left\{ |r_t^{(f)} - r_{t, N}^{(d, f, inst)}|, t \in [0, T] \right\} = O\left(\frac{1}{N}\right)$.

Then, the discrete bond price $\beta_{t, N}^{(d)} t \in [0, T]$ defined in Section 3b converges uniformly to continuous time bond dynamics

$$\beta_t = \beta_0 e^{\int_0^t r_u^f du}, t \in [0, T],$$

where the deterministic instantaneous riskless rate (short rate) process $r_{[0, T]}^{(f)}$ is $\mathfrak{F}^{\mathbb{B}_{[0, \infty)}}$ -adapted.

Next, we define $r_{[0, T]; N} = \{r_{t, N} = r_{t_n, N}, t \in [t_{n-1, N}, t_{n, N}), n = 1, \dots, N, r_{T, N} = r_{t_N, N}\}$. Assume that

$$\mu_{[0, T], N} = \begin{cases} \mu_{t, N} | \mathcal{E}_n^{(\mathbb{L}_n, \mathbb{M}_n)} = \mu_{t_n, N} | \mathcal{E}_n^{(\mathbb{L}_n, \mathbb{M}_n)}, [t_{n-1, N}, t_{n, N}), n = 1, \dots, N, \\ \mu_{T, N} | \mathcal{E}_{n_N}^{(\mathbb{L}_{n_N}, \mathbb{M}_{n_N})} = \mu_{t_{n_N}, N} | \mathcal{E}_{n_N}^{(\mathbb{L}_{n_N}, \mathbb{M}_{n_N})} \end{cases}$$

and the discrete volatility process

$$\sigma_{[0, T]; N} = \left\{ \sigma_{t, N} = \sigma_{t_n, N} | \mathcal{E}_n^{(\mathbb{L}_n, \mathbb{M}_n)}, [t_{n-1, N}, t_{n, N}), n = 1, \dots, N, \sigma_{T; N} = \sigma_{t_{n_N}, N} | \mathcal{E}_{n_N}^{(\mathbb{L}_{n_N}, \mathbb{M}_{n_N})} \right\}.$$

³⁰See, for example, Jacod, and Protter (2012), p. 49, and Cherny, Shiryayev and Yor (2003) and the references therein.

³¹See for example, Kallenberg (2002).

³²The extension to stochastic short rate $r_{[0, T]}^{(f)}$ under additional regularity conditions, see Duffie (2001), p 102.

Assume that $\mu_{[0,T]}$ and $\sigma_{[0,T],N}$ converge uniformly, and furthermore

$$\sup \{|\mu_{t,N} - \mu_t| + |\sigma_{t,N} - \sigma_t|, t \in [0, T]\} = O\left(\frac{1}{N}\right),$$

for $\mathfrak{F}^{\mathbb{B}[0,\infty]}$ adapted with $\mu_{[0,\infty]} = \{\mu_t, t \in [0, T]\}$, $\sigma_{[0,\infty]} = \{\sigma_t, t \in [0, T]\}$ with continuous trajectories³³ on $[0, T]$. Following the same arguments as in Hu et al. [27] we conclude $r_{[0,T];N}$ converges weakly in the Skorokhod space $\mathfrak{D}[0, \infty]$ to $r_t = \mu_t + \sigma_t B_t, t \in [0, T]$ and $B_{[0,T]} = \{B_t, t \in [0, T]\}$ is Brownian motion on a filtered probability space $(\Omega, \mathbb{F} = \{\mathcal{F} = \sigma(B_u, 0 \leq u \leq t), t \in [0, T]\}, \mathbb{P})$. We now define the $\mathfrak{D}[0, \infty]$ -price process:

$$\mathbb{S}_{[0,T]} = \{S_{t,N} = S_{t_n,N}, t \in [t_{n-1,N}, t_{n,N}), n = 1, \dots, N, S_{T,N} = S_{t_n,N}\}.$$

Then, for $N \uparrow \infty$, $\mathbb{S}_{[0,T]}$ converges to $\mathbb{S}_{[0,T]} = \{S_t = S_0 e^{\mu t + \sigma B_t}, t \in [0, T]\}$. We now consider the stock price risk neutral dynamics determined by the risk-neutral probability. For every given binary tree path $\mathcal{E}_n^{(L_n, M_n)}, n = 1, \dots, n_N - 1$, consider the replicating risk neutral portfolio

$$P_{t_n,N}^{(\mathcal{E}_n^{(L_n, M_n)})} = D_{t_n,N}^{(\mathcal{E}_n^{(L_n, M_n)})} S_{t_n,N}^{(\mathcal{E}_n^{(L_n, M_n)})} - f_{t_n,N}^{(\mathcal{E}_n^{(L_n, M_n)})},$$

with

$$f_{t_n,N}^{(\mathcal{E}_n^{(L_n, M_n)})} = f\left(S_{t_n,N}^{(\mathcal{E}_n^{(L_n, M_n)})}, t_{n,N}\right),$$

and

$$\begin{aligned} P_{t_{n+1},N}^{(\mathcal{E}_n^{(L_n, M_n)}, \epsilon_{n+1}^1=0)} &= D_{t_{n+1},N}^{(\mathcal{E}_n^{(L_n, M_n)}, \epsilon_{n+1}^1=0)} S_{t_{n+1},N}^{(\mathcal{E}_n^{(L_n, M_n)}, \epsilon_{n+1}^1=0)} - f_{t_{n+1},N}^{(\mathcal{E}_n^{(L_n, M_n)}, \epsilon_{n+1}^1=0)} \\ &= P_{t_{n+1},N}^{(\mathcal{E}_n^{(L_n, M_n)}, \epsilon_{n+1}^1=0)} = D_{t_{n+1},N}^{(\mathcal{E}_n^{(L_n, M_n)}, \epsilon_{n+1}^1=0)} S_{t_{n+1},N}^{(\mathcal{E}_n^{(L_n, M_n)}, \epsilon_{n+1}^1=0)} - f_{t_{n+1},N}^{(\mathcal{E}_n^{(L_n, M_n)}, \epsilon_{n+1}^1=0)} \end{aligned}$$

As

$$R_{t_{n+1},N}^{(\mathcal{E}_n^{(L_n, M_n)})} + 1 = \frac{S_{t_{n+1},N}^{(\mathcal{E}_n^{(L_n, M_n)})}}{S_{t_n,N}^{(\mathcal{E}_n^{(L_n, M_n)})}}$$

$$= \begin{cases} R_{t_{n+1},N}^{(\mathcal{E}_n^{(L_n, M_n)}, \epsilon_{n+1}^1=1)} + 1 = 1 + \mu_{t_n,N|\mathcal{E}_n^{(L_n, M_n)}}(t_{n+1,N} - t_{n,N}) + \frac{1}{2}\sigma_{t_n,N|\mathcal{E}_n^{(L_n, M_n)}}^2 \frac{p_{n+1}^{(1;0)}}{p_{n+1}^{(1;1)}}(t_{n+1,N} - t_{n,N}) \\ \quad + \sigma_{t_n,N|\mathcal{E}_n^{(L_n, M_n)}}^2 \sqrt{\frac{p_{n+1}^{(1;0)}}{p_{n+1}^{(1;1)}}}(t_{n+1,N} - t_{n,N}) \text{ if } \epsilon_{n+1}^1 = 1; \\ R_{t_{n+1},N}^{(\mathcal{E}_n^{(L_n, M_n)}, \epsilon_{n+1}^1=0)} + 1 = 1 + \mu_{t_n,N|\mathcal{E}_n^{(L_n, M_n)}}(t_{n+1,N} - t_{n,N}) + \frac{1}{2}\sigma_{t_n,N|\mathcal{E}_n^{(L_n, M_n)}}^2 \frac{p_{n+1}^{(1;1)}}{p_{n+1}^{(1;0)}}(t_{n+1,N} - t_{n,N}) \\ \quad + \sigma_{t_n,N|\mathcal{E}_n^{(L_n, M_n)}}^2 \sqrt{\frac{p_{n+1}^{(1;1)}}{p_{n+1}^{(1;0)}}}(t_{n+1,N} - t_{n,N}) \text{ if } \epsilon_{n+1}^1 = 0, \end{cases}$$

then, the delta-position $D_{t_n,N}^{(\mathcal{E}_n^{(L_n, M_n)})}$ at the binary path $\mathcal{E}_n^{(L_n, M_n)}$ and trading time $t_{n,N}$ is given by

$$D_{t_n,N}^{(\mathcal{E}_n^{(L_n, M_n)})} = \frac{f_{t_{n+1},N}^{(\mathcal{E}_n^{(L_n, M_n)}, \epsilon_{n+1}^1=1)} - f_{t_{n+1},N}^{(\mathcal{E}_n^{(L_n, M_n)}, \epsilon_{n+1}^1=0)}}{S_{t_{n+1},N}^{(\mathcal{E}_n^{(L_n, M_n)}, \epsilon_{n+1}^1=1)} - S_{t_{n+1},N}^{(\mathcal{E}_n^{(L_n, M_n)}, \epsilon_{n+1}^1=0)}} \quad (51)$$

³³Relaxing the assumptions on $\mu_{[0,\infty]}$ and $\sigma_{[0,\infty]}$ requires an extension of the non-standard Donsker-Prokhorov invariance principle by Davidov and Rotar (2008) for general continuous diffusions, which is beyond the scope of the current work. The reason why we do not pay significant attention to the limiting behavior of the binary asset pricing dynamics is that the continuous dynamics of the return process $r_{[0,T]} = \{r_t, t \in [0, T]\}$ will lose the important information about the probabilities for stock price upward and downturn movements $p_n^{(L_n, M_n)} = \prod_{j=1}^n p_j^{(l_j; m_j)}, n = 0, \dots, n_N, N \in \mathcal{N}$. Even worse, when passing to risk-neutral continuous dynamics, the extremely valuable information about the mean stock returns $\mu_{t_n,N|\mathcal{E}_n^{(L_n, M_n)}}$ will also be lost. Especially when discussing market microstructure option pricing models, omitting the information about $p_n^{(L_n, M_n)}$ and $\mu_{t_n,N|\mathcal{E}_n^{(L_n, M_n)}}$ seems hardly justifiable. Thus, in this work we concentrate our attention on binary asset pricing, and pass to limits as $\Delta_N = O\left(\frac{1}{N}\right), N \uparrow \infty$, only as a comparison with the classical Black-Scholes-Merton asset pricing continuous time dynamics.

From equation (51) and by risk-neutrality, we can obtain the risk-neutral probability (Appendix A)

$$q_{t_{n+1},N}^{\left(\mathcal{E}_n^{(\mathbb{L}_n, \mathbb{M}_n)} \epsilon_{n+1}^{(1)}=1\right)} = \frac{1}{2} - \frac{1}{2} \theta \left(\frac{1}{2}\right)_{t_n, N | \mathcal{E}_n^{(\mathbb{L}_n, \mathbb{M}_n)}} \sqrt{t_{n+1, N} - t_{n, N}}.$$

Assuming that $\Delta_N = O\left(\frac{1}{2}\right)$, a slightly different binary pricing tree can be chosen, for which the corresponding risk neutral probability will have a simpler representation³⁴. Namely, consider the binary pricing tree with $S_{t_0, N}^{(*)} = S_0$, and for $n = 0, \dots, n_N - 1$, conditionally on the path $\mathcal{E}_n^{(\mathbb{L}_n, \mathbb{M}_n)}$, we have

$$\begin{aligned} r_{t_{n+1}, N | \mathcal{E}_n^{(\mathbb{L}_n, \mathbb{M}_n)}}^{(*)} &= \ln \left(\frac{S_{t_{n+1}, N | \mathcal{E}_n^{(\mathbb{L}_n, \mathbb{M}_n)}}^{(*)}}{S_{t_n, N}^{(*)}} \right) = \\ &= \begin{cases} r_{t_{n+1}, N | \mathcal{E}_n^{(\mathbb{L}_n, \mathbb{M}_n)}}^{(*, \epsilon_{n+1}^{(1)}=1)} = \left(\nu_{t_n, N | \mathcal{E}_n^{(\mathbb{L}_n, \mathbb{M}_n)}} - \frac{1}{2} \frac{p_{n+1}^{(1;0)}}{p_{n+1}^{(1;1)}} \sigma^2_{t_n, N | \mathcal{E}_n^{(\mathbb{L}_n, \mathbb{M}_n)}} \right) (t_{n+1, N} - t_{n, N}) + \sigma^2_{t_n, N | \mathcal{E}_n^{(\mathbb{L}_n, \mathbb{M}_n)}} + \\ \quad + \frac{p_{n+1}^{(1;0)}}{p_{n+1}^{(1;1)}} \sqrt{t_{n+1, N} - t_{n, N}} \text{ if } \epsilon_{n+1}^{(1)} = 1; \\ r_{t_{n+1}, N | \mathcal{E}_n^{(\mathbb{L}_n, \mathbb{M}_n)}}^{(*, \epsilon_{n+1}^{(1)}=0)} = \left(\nu_{t_n, N | \mathcal{E}_n^{(\mathbb{L}_n, \mathbb{M}_n)}} - \frac{1}{2} \frac{p_{n+1}^{(1;1)}}{p_{n+1}^{(1;0)}} \sigma^2_{t_n, N | \mathcal{E}_n^{(\mathbb{L}_n, \mathbb{M}_n)}} \right) (t_{n+1, N} - t_{n, N}) + \sigma^2_{t_n, N | \mathcal{E}_n^{(\mathbb{L}_n, \mathbb{M}_n)}} + \\ \quad + \frac{p_{n+1}^{(1;1)}}{p_{n+1}^{(1;0)}} \sqrt{t_{n+1, N} - t_{n, N}} \text{ if } \epsilon_{n+1}^{(1)} = 0; \end{cases} = \\ &= \begin{cases} r_{t_{n+1}, N | \mathcal{E}_n^{(\mathbb{L}_n, \mathbb{M}_n)}}^{(*, \epsilon_{n+1}^{(1)}=1)} \text{ w.p. } p_n^{(\mathbb{L}_n, \mathbb{M}_n)} = p_{n+1}^{(1;1)} \\ r_{t_{n+1}, N | \mathcal{E}_n^{(\mathbb{L}_n, \mathbb{M}_n)}}^{(*, \epsilon_{n+1}^{(1)}=0)} \text{ w.p. } p_n^{(\mathbb{L}_n, \mathbb{M}_n)} = p_{n+1}^{(1;0)} \end{cases} \end{aligned}$$

Then, as $\Delta_N = O\left(\frac{1}{N}\right)$, the conditional mean $\mathbb{E} \left[r_{t_{n+1}, N | \mathcal{E}_n^{(\mathbb{L}_n, \mathbb{M}_n)}}^{(*)} \right]$ of $r_{t_{n+1}, N}^{(*)}$ given the path $\mathcal{E}_n^{(\mathbb{L}_n, \mathbb{M}_n)}$ is

$$\mathbb{E} \left[r_{t_{n+1}, N | \mathcal{E}_n^{(\mathbb{L}_n, \mathbb{M}_n)}}^{(*)} \right] = \mu_{t_n, N | \mathcal{E}_n^{(\mathbb{L}_n, \mathbb{M}_n)}}^{(*)} (t_{n+1, N} - t_{n, N}),$$

where $\mu_{t_n, N | \mathcal{E}_n^{(\mathbb{L}_n, \mathbb{M}_n)}}^{(*)} = \nu_{t_n, N | \mathcal{E}_n^{(\mathbb{L}_n, \mathbb{M}_n)}} - \frac{1}{2} \frac{p_{n+1}^{(1;1)}}{p_{n+1}^{(1;0)}} \sigma^2_{t_n, N | \mathcal{E}_n^{(\mathbb{L}_n, \mathbb{M}_n)}}$. Indeed

$$\begin{aligned} &\mathbb{E} \left[r_{t_{n+1}, N | \mathcal{E}_n^{(\mathbb{L}_n, \mathbb{M}_n)}}^{(*)} \right] \\ &= \left[\left(\nu_{t_n, N | \mathcal{E}_n^{(\mathbb{L}_n, \mathbb{M}_n)}} - \frac{1}{2} \frac{p_{n+1}^{(1;0)}}{p_{n+1}^{(1;1)}} \sigma^2_{t_n, N | \mathcal{E}_n^{(\mathbb{L}_n, \mathbb{M}_n)}} \right) (t_{n+1, N} - t_{n, N}) + \sigma^2_{t_n, N | \mathcal{E}_n^{(\mathbb{L}_n, \mathbb{M}_n)}} \frac{p_{n+1}^{(1;0)}}{p_{n+1}^{(1;1)}} \sqrt{t_{n+1, N} - t_{n, N}} \right] p_{n+1}^{(1;1)} \\ &+ \left[\left(\nu_{t_n, N | \mathcal{E}_n^{(\mathbb{L}_n, \mathbb{M}_n)}} - \frac{1}{2} \frac{p_{n+1}^{(1;1)}}{p_{n+1}^{(1;0)}} \sigma^2_{t_n, N | \mathcal{E}_n^{(\mathbb{L}_n, \mathbb{M}_n)}} \right) (t_{n+1, N} - t_{n, N}) - \sigma^2_{t_n, N | \mathcal{E}_n^{(\mathbb{L}_n, \mathbb{M}_n)}} \frac{p_{n+1}^{(1;1)}}{p_{n+1}^{(1;0)}} \sqrt{t_{n+1, N} - t_{n, N}} \right] p_{n+1}^{(1;0)}, \end{aligned}$$

which can be simplified to obtain

$$\mathbb{E} \left[r_{t_{n+1}, N | \mathcal{E}_n^{(\mathbb{L}_n, \mathbb{M}_n)}}^{(*)} \right] = \mu_{t_n, N | \mathcal{E}_n^{(\mathbb{L}_n, \mathbb{M}_n)}}^{(*)} = \left(\nu_{t_n, N | \mathcal{E}_n^{(\mathbb{L}_n, \mathbb{M}_n)}} - \frac{1}{2} \frac{p_{n+1}^{(1;0)}}{p_{n+1}^{(1;1)}} \sigma^2_{t_n, N | \mathcal{E}_n^{(\mathbb{L}_n, \mathbb{M}_n)}} \right) (t_{n+1, N} - t_{n, N}).$$

The conditional variance $\text{Var} \left[r_{t_{n+1}, N | \mathcal{E}_n^{(\mathbb{L}_n, \mathbb{M}_n)}}^{(*)} \right]$ of $r_{t_{n+1}, N}^{(*)}$ given the path $\mathcal{E}_n^{(\mathbb{L}_n, \mathbb{M}_n)}$ is

$$\text{Var} \left[r_{t_{n+1}, N | \mathcal{E}_n^{(\mathbb{L}_n, \mathbb{M}_n)}}^{(*)} \right] = \sigma^2_{t_n, N | \mathcal{E}_n^{(\mathbb{L}_n, \mathbb{M}_n)}} (t_{n+1, N} - t_{n, N}). \quad (52)$$

³⁴See Kim et al. [34], [35] and Hu et al. [28], [27] in the special case of binomial pricing tree. This modification of the binary tree is chosen so that the limiting continuous pricing model will have the standard representation of a geometric Brownian motion, $S_t^{(*)} = S_0 \exp \left\{ \mu_t^{(*)} t + \sigma_t B_t \right\}$, $t \in [0, T]$, $\nu_t^{(*)} = \mu_t^{(*)} - \frac{1}{2} \sigma_t^2$, with $dS_t^{(*)} = \mu_t^{(*)} dt + \sigma_t dB_t$. As a result, the corresponding risk neutral probabilities on the binary pricing tree will have a simpler form.

Appendix A Risk-neutral probability in the Limiting Dynamics of Binary Pricing Trees

From equation (51) and by risk-neutrality, we can obtain the risk-neutral probability. The denominator in (51) can be written as:

$$\begin{aligned}
& S_{t_{n+1},N}^{(\mathcal{E}_n^{(L_n,M_n)}, \epsilon_{n+1}^{(1)}=1)} - S_{t_{n+1},N}^{(\mathcal{E}_n^{(L_n,M_n)}, \epsilon_{n+1}^{(1)}=0)} = \\
& = S_{t_n,N}^{(\mathcal{E}_n^{(L_n,M_n)})} \sigma_{t_n,N|\mathcal{E}_n^{(L_n,M_n)}} \left(\sqrt{\frac{p_{n+1}^{(1;0)}}{p_{n+1}^{(1;1)}}} + \sqrt{\frac{p_{n+1}^{(1;1)}}{p_{n+1}^{(1;0)}}} \right) \sqrt{t_{n+1,N} - t_{n,N}} = \\
& = S_{t_n,N}^{(\mathcal{E}_n^{(L_n,M_n)})} \sigma_{t_n,N|\mathcal{E}_n^{(L_n,M_n)}} \left(\sqrt{\frac{(p_{n+1}^{(1;0)})^2}{p_{n+1}^{(1;1)} p_{n+1}^{(1;0)}}} + \sqrt{\frac{(p_{n+1}^{(1;1)})^2}{p_{n+1}^{(1;1)} p_{n+1}^{(1;0)}}} \right) \sqrt{t_{n+1,N} - t_{n,N}} = \\
& = S_{t_n,N}^{(\mathcal{E}_n^{(L_n,M_n)})} \sigma_{t_n,N|\mathcal{E}_n^{(L_n,M_n)}} \frac{\sqrt{t_{n+1,N} - t_{n,N}}}{\sqrt{p_{n+1}^{(1;1)} p_{n+1}^{(1;0)}}},
\end{aligned}$$

so that

$$D_{t_n,N}^{(\mathcal{E}_n^{(L_n,M_n)})} = \frac{f_{t_{n+1},N}^{(\mathcal{E}_n^{(L_n,M_n)}, \epsilon_{n+1}^{(1)}=1)} - f_{t_{n+1},N}^{(\mathcal{E}_n^{(L_n,M_n)}, \epsilon_{n+1}^{(1)}=0)}}{S_{t_n,N}^{(\mathcal{E}_n^{(L_n,M_n)})} \sigma_{t_n,N|\mathcal{E}_n^{(L_n,M_n)}} \sqrt{t_{n+1,N} - t_{n,N}}} \sqrt{p_{n+1}^{(1;1)} p_{n+1}^{(1;0)}}.$$

Then, by the risk-neutrality we can write

$$\begin{aligned}
P_{t_n,N}^{(\mathcal{E}_n^{(L_n,M_n)})} & = D_{t_n,N}^{(\mathcal{E}_n^{(L_n,M_n)})} S_{t_n,N}^{(\mathcal{E}_n^{(L_n,M_n)})} - f_{t_n,N}^{(\mathcal{E}_n^{(L_n,M_n)})} = \\
P_{t_{n+1},N}^{(\mathcal{E}_n^{(L_n,M_n)}, \epsilon_{n+1}^{(1)}=1)} & \exp \left\{ -r_{t_n,N|\mathcal{E}_n^{(L_n,M_n)}}^{(f)} (t_{n+1,N} - t_{n,N}) \right\},
\end{aligned}$$

and thus,

$$\begin{aligned}
f_{t_n,N}^{(\mathcal{E}_n^{(L_n,M_n)})} & = D_{t_n,N}^{(\mathcal{E}_n^{(L_n,M_n)})} S_{t_n,N}^{(\mathcal{E}_n^{(L_n,M_n)})} - P_{t_{n+1},N}^{(\mathcal{E}_n^{(L_n,M_n)}, \epsilon_{n+1}^{(1)}=1)} \exp \left\{ -r_{t_n,N|\mathcal{E}_n^{(L_n,M_n)}}^{(f)} (t_{n+1,N} - t_{n,N}) \right\} = \\
& = \left[D_{t_n,N}^{(\mathcal{E}_n^{(L_n,M_n)})} S_{t_n,N}^{(\mathcal{E}_n^{(L_n,M_n)})} \exp \left\{ r_{t_n,N|\mathcal{E}_n^{(L_n,M_n)}}^{(f)} (t_{n+1,N} - t_{n,N}) \right\} - \right. \\
& \left. - D_{t_n,N}^{(\mathcal{E}_n^{(L_n,M_n)})} S_{t_{n+1},N}^{(\mathcal{E}_n^{(L_n,M_n)}, \epsilon_{n+1}^{(1)}=1)} + f_{t_{n+1},N}^{(\mathcal{E}_n^{(L_n,M_n)}, \epsilon_{n+1}^{(1)}=1)} \right] \exp \left\{ -r_{t_n,N|\mathcal{E}_n^{(L_n,M_n)}}^{(f)} (t_{n+1,N} - t_{n,N}) \right\} = \\
& = \left[D_{t_n,N}^{(\mathcal{E}_n^{(L_n,M_n)})} S_{t_n,N}^{(\mathcal{E}_n^{(L_n,M_n)})} \exp \left\{ r_{t_n,N|\mathcal{E}_n^{(L_n,M_n)}}^{(f)} (t_{n+1,N} - t_{n,N}) \right\} - D_{t_n,N}^{(\mathcal{E}_n^{(L_n,M_n)})} S_{t_n,N}^{(\mathcal{E}_n^{(L_n,M_n)})} \right. \\
& \left. \cdot R_{t_{n+1},N}^{(\mathcal{E}_n^{(L_n,M_n)}, \epsilon_{n+1}^{(1)}=1)} + f_{t_{n+1},N}^{(\mathcal{E}_n^{(L_n,M_n)}, \epsilon_{n+1}^{(1)}=1)} \right] \exp \left\{ -r_{t_n,N|\mathcal{E}_n^{(L_n,M_n)}}^{(f)} (t_{n+1,N} - t_{n,N}) \right\}.
\end{aligned}$$

Given the equations for $D_{t_n, N}^{(\mathcal{E}_n^{(L_n, M_n)})}$ $S_{t_n, N}^{(\mathcal{E}_n^{(L_n, M_n)})}$ we can write

$$\begin{aligned}
f_{t_n, N}^{(\mathcal{E}_n^{(L_n, M_n)})} &= \exp \left\{ -r_{t_n, N | \mathcal{E}_n^{(L_n, M_n)}}^{(f)} (t_{n+1, N} - t_{n, N}) \right\} \cdot \\
&\cdot \left[\frac{f_{t_{n+1}, N}^{(\mathcal{E}_n^{(L_n, M_n)}, \epsilon_{n+1}^{(1)}=1)} - f_{t_{n+1}, N}^{(\mathcal{E}_n^{(L_n, M_n)}, \epsilon_{n+1}^{(1)}=0)}}{\sigma_{t_n, N | \mathcal{E}_n^{(L_n, M_n)}} \sqrt{t_{n+1, N} - t_{n, N}}} \sqrt{p_{n+1}^{(1;1)} p_{n+1}^{(1;0)}} \exp \left\{ r_{t_n, N | \mathcal{E}_n^{(L_n, M_n)}}^{(f)} (t_{n+1, N} - t_{n, N}) \right\} - \right. \\
&- \left. \frac{f_{t_{n+1}, N}^{(\mathcal{E}_n^{(L_n, M_n)}, \epsilon_{n+1}^{(1)}=1)} - f_{t_{n+1}, N}^{(\mathcal{E}_n^{(L_n, M_n)}, \epsilon_{n+1}^{(1)}=0)}}{\sigma_{t_n, N | \mathcal{E}_n^{(L_n, M_n)}} \sqrt{t_{n+1, N} - t_{n, N}}} \sqrt{p_{n+1}^{(1;1)} p_{n+1}^{(1;0)}} R_{t_{n+1}, N}^{(\mathcal{E}_n^{(L_n, M_n)}, \epsilon_{n+1}^{(1)}=1)} + f_{t_{n+1}, N}^{(\mathcal{E}_n^{(L_n, M_n)}, \epsilon_{n+1}^{(1)}=1)} \right] = \\
&= \exp \left\{ -r_{t_n, N | \mathcal{E}_n^{(L_n, M_n)}}^{(f)} (t_{n+1, N} - t_{n, N}) \right\} \cdot \left[\frac{f_{t_{n+1}, N}^{(\mathcal{E}_n^{(L_n, M_n)}, \epsilon_{n+1}^{(1)}=1)} - f_{t_{n+1}, N}^{(\mathcal{E}_n^{(L_n, M_n)}, \epsilon_{n+1}^{(1)}=0)}}{\sigma_{t_n, N | \mathcal{E}_n^{(L_n, M_n)}} \sqrt{t_{n+1, N} - t_{n, N}}} \sqrt{p_{n+1}^{(1;1)} p_{n+1}^{(1;0)}} \cdot \right. \\
&\left. \left(\exp \left\{ r_{t_n, N | \mathcal{E}_n^{(L_n, M_n)}}^{(f)} (t_{n+1, N} - t_{n, N}) \right\} - R_{t_{n+1}, N}^{(\mathcal{E}_n^{(L_n, M_n)}, \epsilon_{n+1}^{(1)}=1)} \right) + f_{t_{n+1}, N}^{(\mathcal{E}_n^{(L_n, M_n)}, \epsilon_{n+1}^{(1)}=1)} \right].
\end{aligned}$$

By substituting $R_{t_{n+1}, N}^{(\mathcal{E}_n^{(L_n, M_n)}, \epsilon_{n+1}^{(1)}=1)}$ we obtain

$$\begin{aligned}
&= \exp \left\{ -r_{t_n, N | \mathcal{E}_n^{(L_n, M_n)}}^{(f)} (t_{n+1, N} - t_{n, N}) \right\} \cdot \left[\frac{f_{t_{n+1}, N}^{(\mathcal{E}_n^{(L_n, M_n)}, \epsilon_{n+1}^{(1)}=1)} - f_{t_{n+1}, N}^{(\mathcal{E}_n^{(L_n, M_n)}, \epsilon_{n+1}^{(1)}=0)}}{\sigma_{t_n, N | \mathcal{E}_n^{(L_n, M_n)}} \sqrt{t_{n+1, N} - t_{n, N}}} \sqrt{p_{n+1}^{(1;1)} p_{n+1}^{(1;0)}} \cdot \right. \\
&\left(1 + r_{t_n, N | \mathcal{E}_n^{(L_n, M_n)}}^{(f)} (t_{n+1, N} - t_{n, N}) - 1 - \mu_{t_n, N | \mathcal{E}_n^{(L_n, M_n)}} (t_{n+1, N} - t_{n, N}) - \frac{1}{2} \sigma_{t_n, N | \mathcal{E}_n^{(L_n, M_n)}}^2 + \right. \\
&\left. \frac{p_{n+1}^{(1;0)}}{p_{n+1}^{(1;1)}} (t_{n+1, N} - t_{n, N}) - \sigma_{t_n, N | \mathcal{E}_n^{(L_n, M_n)}}^2 \sqrt{\frac{p_{n+1}^{(1;0)}}{p_{n+1}^{(1;1)}} (t_{n+1, N} - t_{n, N})} \right) + f_{t_{n+1}, N}^{(\mathcal{E}_n^{(L_n, M_n)}, \epsilon_{n+1}^{(1)}=1)} \left. \right] = \\
&= \exp \left\{ -r_{t_n, N | \mathcal{E}_n^{(L_n, M_n)}}^{(f)} (t_{n+1, N} - t_{n, N}) \right\} \cdot \left[\frac{f_{t_{n+1}, N}^{(\mathcal{E}_n^{(L_n, M_n)}, \epsilon_{n+1}^{(1)}=1)} - f_{t_{n+1}, N}^{(\mathcal{E}_n^{(L_n, M_n)}, \epsilon_{n+1}^{(1)}=0)}}{\sigma_{t_n, N | \mathcal{E}_n^{(L_n, M_n)}}} \sqrt{p_{n+1}^{(1;1)} p_{n+1}^{(1;0)}} \cdot \right. \\
&\left(r_{t_n, N | \mathcal{E}_n^{(L_n, M_n)}}^{(f)} \sqrt{t_{n+1, N} - t_{n, N}} - \mu_{t_n, N | \mathcal{E}_n^{(L_n, M_n)}} \sqrt{t_{n+1, N} - t_{n, N}} - \right. \\
&\left. - \frac{1}{2} \sigma_{t_n, N | \mathcal{E}_n^{(L_n, M_n)}}^2 \frac{p_{n+1}^{(1;0)}}{p_{n+1}^{(1;1)}} \sqrt{t_{n+1, N} - t_{n, N}} - \sigma_{t_n, N | \mathcal{E}_n^{(L_n, M_n)}}^2 \sqrt{\frac{p_{n+1}^{(1;0)}}{p_{n+1}^{(1;1)}}} + f_{t_{n+1}, N}^{(\mathcal{E}_n^{(L_n, M_n)}, \epsilon_{n+1}^{(1)}=1)} \right. \left. \right].
\end{aligned}$$

Denote by

$$\theta_{t_n, N | \mathcal{E}_n^{(L_n, M_n)}}^{(p_{n+1}^{(1;1)})} = \frac{\mu_{t_n, N | \mathcal{E}_n^{(L_n, M_n)}} - r_{t_n, N | \mathcal{E}_n^{(L_n, M_n)}}^{(f)} + \frac{1}{2} \sigma_{t_n, N | \mathcal{E}_n^{(L_n, M_n)}}^2 \frac{p_{n+1}^{(1;0)}}{p_{n+1}^{(1;1)}}}{\sigma_{t_n, N | \mathcal{E}_n^{(L_n, M_n)}} \sqrt{\frac{p_{n+1}^{(1;0)}}{p_{n+1}^{(1;1)}}}} \quad (\text{A.1})$$

which can be viewed as the instantaneous market price for risk in upward stock movement. Then,

$$\begin{aligned}
&= \exp \left\{ -r_{t_n, N | \mathcal{E}_n^{(L_n, M_n)}}^{(f)} (t_{n+1, N} - t_{n, N}) \right\} \cdot \left[\left(f_{t_{n+1}, N}^{(\mathcal{E}_n^{(L_n, M_n)}, \epsilon_{n+1}^{(1)}=1)} - f_{t_{n+1}, N}^{(\mathcal{E}_n^{(L_n, M_n)}, \epsilon_{n+1}^{(1)}=0)} \right) \cdot \right. \\
&\cdot \left. \sqrt{p_{n+1}^{(1;1)} p_{n+1}^{(1;0)}} \cdot \left(\theta_{t_n, N | \mathcal{E}_n^{(L_n, M_n)}}^{(p_{n+1}^{(1;1)})} \sqrt{\frac{p_{n+1}^{(1;0)}}{p_{n+1}^{(1;1)}}} \sqrt{t_{n+1, N} - t_{n, N}} - \sqrt{\frac{p_{n+1}^{(1;0)}}{p_{n+1}^{(1;1)}}} + f_{t_{n+1}, N}^{(\mathcal{E}_n^{(L_n, M_n)}, \epsilon_{n+1}^{(1)}=1)} \right) \right] =
\end{aligned}$$

$$\begin{aligned}
&= \exp \left\{ -r_{t_n, N | \mathcal{E}_n^{(\mathbb{L}_n, \mathbb{M}_n)}}^{(f)} (t_{n+1, N} - t_{n, N}) \right\} \cdot \\
&\cdot \left[\left(1 - \sqrt{p_{n+1}^{(1;1)} p_{n+1}^{(1;0)}} \left(\theta_{t_n, N | \mathcal{E}_n^{(\mathbb{L}_n, \mathbb{M}_n)}}^{(p_{n+1}^{(1;1)})} \sqrt{\frac{p_{n+1}^{(1;0)}}{p_{n+1}^{(1;1)}}} \sqrt{t_{n+1, N} - t_{n, N}} + \sqrt{\frac{p_{n+1}^{(1;0)}}{p_{n+1}^{(1;1)}}} \right) \right) f_{t_{n+1, N}}^{(\mathcal{E}_n^{(\mathbb{L}_n, \mathbb{M}_n)}, \epsilon_{n+1}^{(1)}=1)} + \right. \\
&\left. + \left(\sqrt{p_{n+1}^{(1;1)} p_{n+1}^{(1;0)}} \left(\theta_{t_n, N | \mathcal{E}_n^{(\mathbb{L}_n, \mathbb{M}_n)}}^{(p_{n+1}^{(1;1)})} \sqrt{\frac{p_{n+1}^{(1;0)}}{p_{n+1}^{(1;1)}}} \sqrt{t_{n+1, N} - t_{n, N}} + \sqrt{\frac{p_{n+1}^{(1;0)}}{p_{n+1}^{(1;1)}}} \right) \right) f_{t_{n+1, N}}^{(\mathcal{E}_n^{(\mathbb{L}_n, \mathbb{M}_n)}, \epsilon_{n+1}^{(1)}=0)} \right].
\end{aligned}$$

Set

$$\begin{aligned}
q_{t_{n+1, N}}^{(\mathcal{E}_n^{(\mathbb{L}_n, \mathbb{M}_n)}, \epsilon_{n+1}^{(1)}=1)} &= 1 - \sqrt{p_{n+1}^{(1;1)} p_{n+1}^{(1;0)}} \left(\theta_{t_n, N | \mathcal{E}_n^{(\mathbb{L}_n, \mathbb{M}_n)}}^{(p_{n+1}^{(1;1)})} \sqrt{\frac{p_{n+1}^{(1;0)}}{p_{n+1}^{(1;1)}}} \sqrt{t_{n+1, N} - t_{n, N}} + \sqrt{\frac{p_{n+1}^{(1;0)}}{p_{n+1}^{(1;1)}}} \right) = \\
&= 1 - \left(p_{n+1}^{(1;0)} \theta_{t_n, N | \mathcal{E}_n^{(\mathbb{L}_n, \mathbb{M}_n)}}^{(p_{n+1}^{(1;1)})} \sqrt{t_{n+1, N} - t_{n, N}} + p_{n+1}^{(1;0)} \right) = \\
&= p_{n+1}^{(1;1)} - p_{n+1}^{(1;0)} \theta_{t_n, N | \mathcal{E}_n^{(\mathbb{L}_n, \mathbb{M}_n)}}^{(p_{n+1}^{(1;1)})} \sqrt{t_{n+1, N} - t_{n, N}}.
\end{aligned}$$

However, in the symmetric case where $p_{n+1}^{(1;1)} = p_{n+1}^{(1;0)} = \frac{1}{2}$, the representation for $q_{t_{n+1, N}}^{(\mathcal{E}_n^{(\mathbb{L}_n, \mathbb{M}_n)}, \epsilon_{n+1}^{(1)}=1)}$ is reduced to

$$q_{t_{n+1, N}}^{(\mathcal{E}_n^{(\mathbb{L}_n, \mathbb{M}_n)}, \epsilon_{n+1}^{(1)}=1)} = \frac{1}{2} - \frac{1}{2} \theta_{t_n, N | \mathcal{E}_n^{(\mathbb{L}_n, \mathbb{M}_n)}}^{(\frac{1}{2})} \sqrt{t_{n+1, N} - t_{n, N}}.$$

Appendix B Numerical Problem I

In this section, we perform the empirical estimation of path probabilities $\hat{p}_n^{(\mathbb{L}_n, \mathbb{M}_n)} = \frac{\text{number of successes in } V \text{ trials}}{V}$, with $(\mathbb{L}_n, \mathbb{M}_n)$ defined as in equations (5-6) for different choices of the binary tree horizon N . Figure 3 shows an example of a binary tree with $N = 5$ and its paths are numerically indexed. A similar indexing is used for different horizons. We first estimate path probabilities for the SPDR Dow Jones Industrial Average ETF Trust (DIA) by considering simple daily returns from 1-January-2000 to 1-January-2022. Figure 4 shows the estimated probabilities for the cases $N = 1, 2, 4, 5, 6, 7$, the two bounds of the upper and lower one side z-test at the 0.05 significance level (dash-dotted lines) and the reference uniform case where each path has probability $\frac{1}{2^N}$ (solid-black line). It is noteworthy that paths with more upturns than downturns have in general higher probabilities, especially as we increase the tree horizon and the number of paths increases. For $N < 7$ the path with only positive returns has always the greater probability. The paths with probability statistically greater than the uniform case $\frac{1}{2^N}$ are shown in Figure 5 for the four cases $N = 4, 5, 6, 7$.

To test the dynamic stability of such estimates, we perform the estimation procedure for 4 years, starting from 01-January-2018 and ending at 01-January-2022. The estimation is performed every N days in the interval with a rolling horizon time window of 15 years. In this way we obtain, for any given choice of the tree horizon N , an empirical distribution of estimates for each path. The boxplots for such distributions are depicted in Figure 6. As expected, the variability of the estimates increases with the choice of N because the paths include more days and represent more complex dependency structures. However, overall the estimates are relatively stable, especially relative of being statistically greater than the uniform case or not.

We compare probability estimates among different assets by performing the same machinery on the 30 components of the Dow Jones Industrial Average (DJIA) index in the period 1-January-2000 to 1-January-2022. Tables 1-3 contains these estimated probabilities, and P-values for the one-side z-test, for the cases $N = 1, 2, 3$, respectively. Bold values in the tables denote that the probability is statistically different, both lower or greater, than the uniform case at the significance level of 0.05. For the case $N = 1$, the probability of positive returns is statistically greater for 24 securities out of 31. As we increase the tree

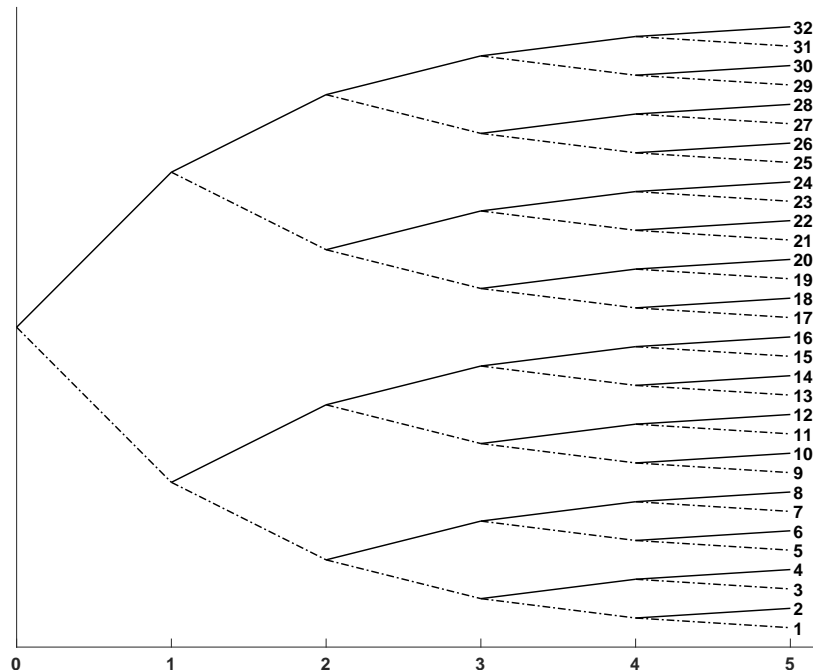


Figure 3: Example of a binary trees for $N = 5$ and the numerical labels for each final node. Dashed lines correspond to downside movements (negative returns), while solid lines represent upward price movements (positive returns).

size, path probabilities are increasingly diverse among the securities. The probability for the case of only negative price movements is always statistically lower than the uniform case $\frac{1}{2^N}$, whereas the path with higher probabilities always has more upturns than downturns. In the case $N = 3$, the paths *up-down-up* and *up-up-up* are those with higher probabilities for many assets.

Appendix C Numerical Problem II

In this section, we perform an empirical test by applying the moving average binary tree model described in equation (40) to price European Options on the SPDR Dow Jones Industrial Average ETF Trust (DIA) on 26-August-2022. The purpose is to show that: i) the MA(1) binary tree can be efficiently used to price Options; and ii) even if it is a simple model, which does not incorporate all the features of the general binary tree model proposed in this paper, it is able to produce better results than the classical Black and Scholes formula. The choice of the MA(1) binary tree is motivated by the fact that it represents a generalization³⁵ of the first microstructure model introduced by Richard Roll in [44]. We estimate the probability p_1 in (37) as explained in Section A for the case $N = 1$ and parameters γ and σ_z^2 by solving the system (41) using a series of price first differences of two years (510 trading days). Option prices for European Call and Puts obtained from the MA(1) binary tree are shown in Figure 7 along with corresponding historical market prices (black dots). We computed the mean absolute difference (MAD) between model and historical prices to compare the effectiveness of the binary tree and the BSM model to explain the market option prices: the MAD for Call (Put) options is 8.8 (3.6) and 10 (4.3) for the MA(1) binary tree and the BSM model, respectively. The higher difference between the model prediction and realised prices occurs for puts with low moneyness. Similar to the BSM merton model, we can compute the volatility that minimizes the distance between the model and historical option prices. The obtained implied volatility surface is illustrated in Figure 8.

³⁵See for instance [26] in Ch.4, paragraph 2 and Ch.8.

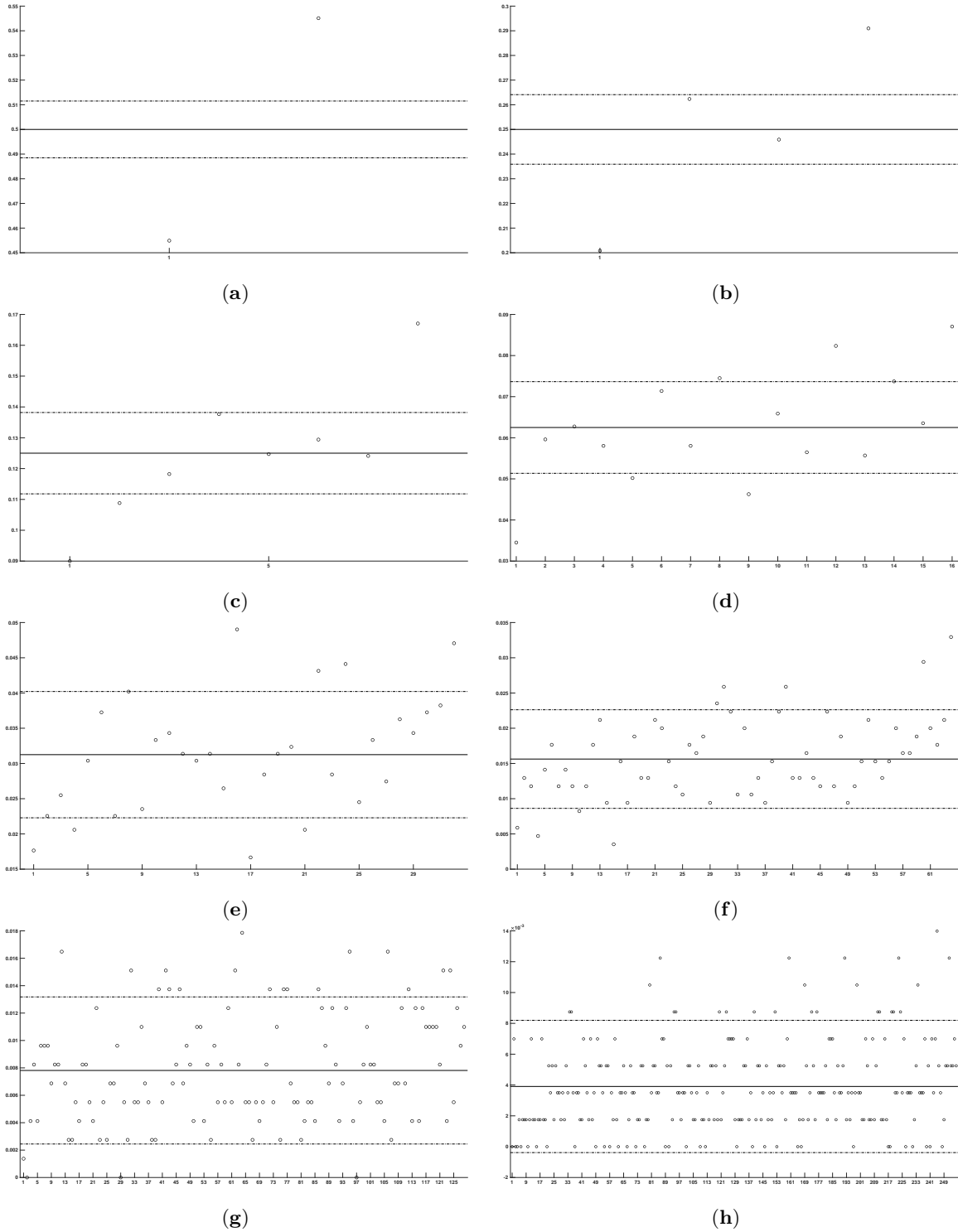


Figure 4: Estimated probabilities on the DIA ETF daily returns for each path of the binary tree. Each subfigure has been obtained with a different choice of the tree horizon, from $N = 1$ to $N = 8$. The black solid line represents the probability $\frac{1}{2^N}$ and the dash-dotted lines are the one-side confidence intervals at the $\alpha = 0.05$ significance level.

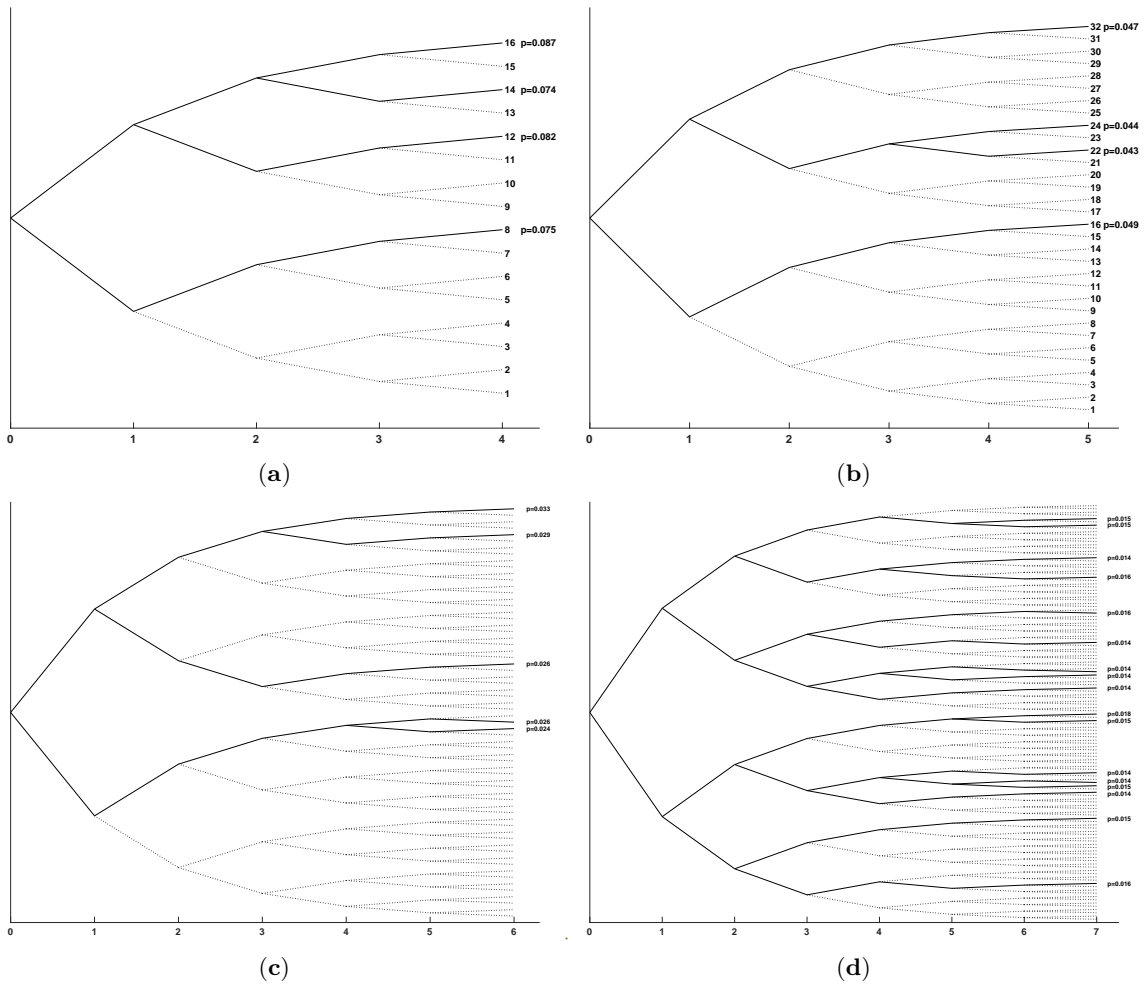


Figure 5: Tree paths and corresponding probabilities greater than the equal probability case $\frac{1}{2^N}$ estimated on DIA ETF daily returns.

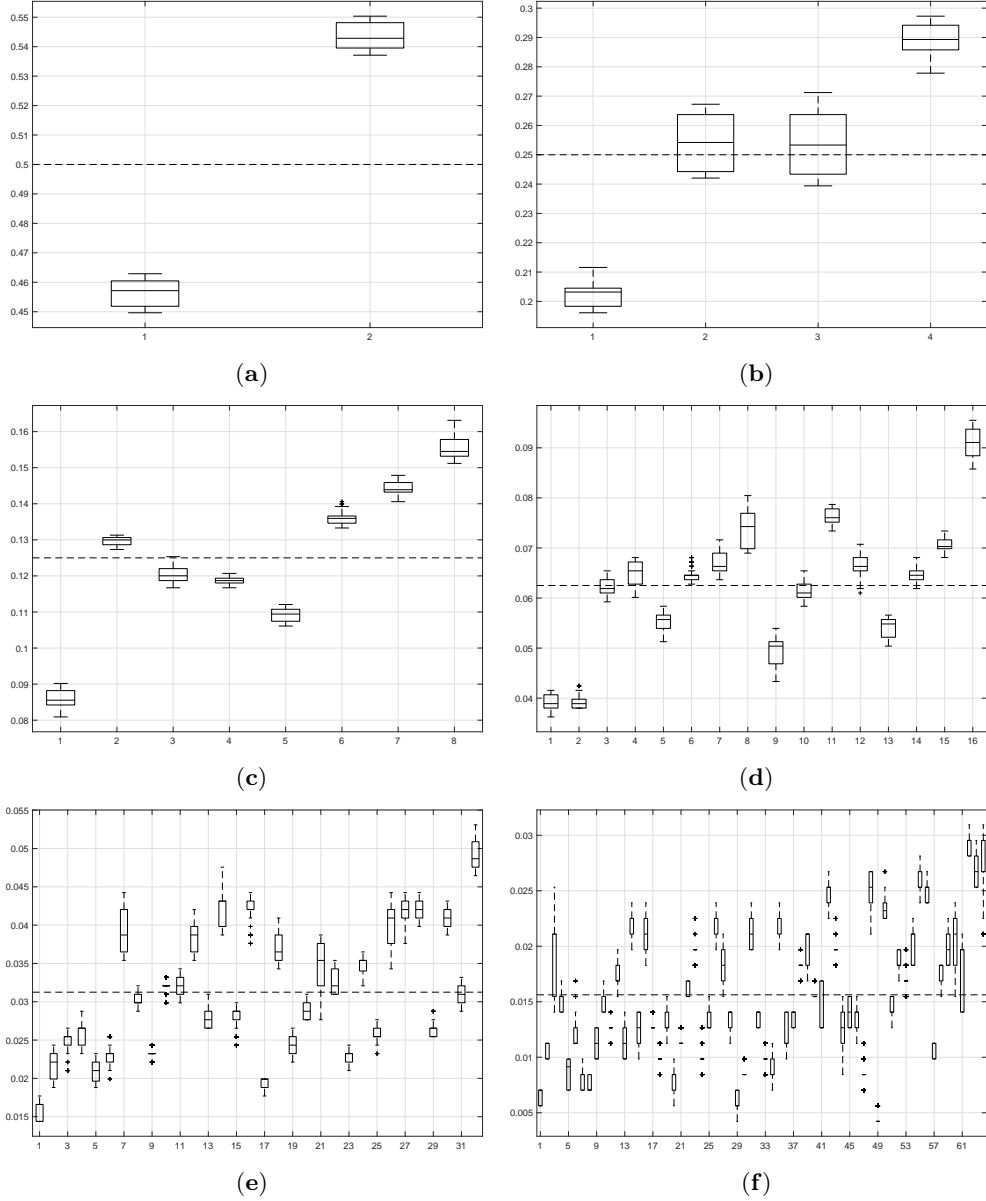


Figure 6: Box plots for estimated path probabilities. Each panel shows the empirical distribution of the path probabilities, labeled from 1 to 2^N , for a particular choice of the tree horizon. The empirical distribution is obtained by estimated the probability every N days starting from 1-January-2018 to 01-January-2022 with a rolling time window of 15 years.

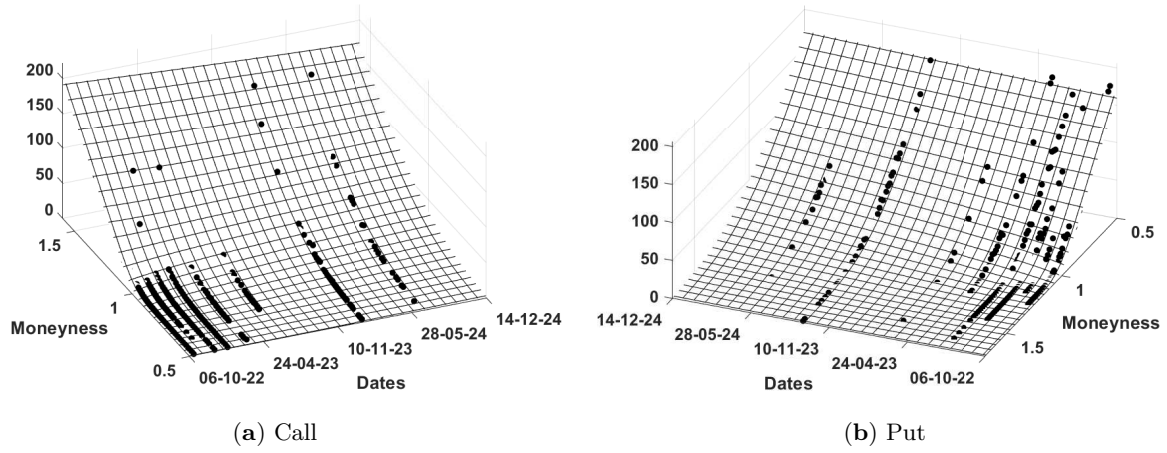


Figure 7: Option Price Surfaces and historical market prices for DIA at 26-August-2022.

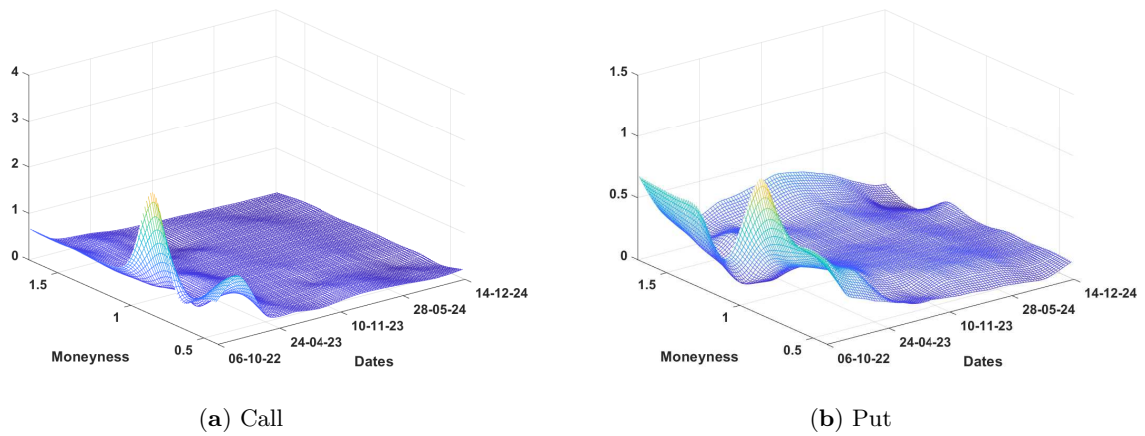


Figure 8: Implied volatility Surfaces of DIA obtained with the MA(1) binary tree from market prices at 26-August-2022.

References

- [1] AÏT-SAHALIA, Y., AND JACOD, J. *High-frequency financial econometrics*. Princeton University Press, 2014.
- [2] BACHELIER, L. Théorie de la spéculation. In *Annales scientifiques de l'École normale supérieure* (1900), vol. 17, pp. 21–86.
- [3] BERAN, J. *Statistics for long-memory processes*. Routledge, 2017.
- [4] BILLINGSLEY, P. *Convergence of probability measures*. John Wiley & Sons, 2013.
- [5] BLACK, F., AND SCHOLES, M. The pricing of options and corporate liabilities. *Journal of Political Economy* 81, 3 (1973), 637–654.
- [6] BOYLE, P. P. Option valuation using a three jump process.
- [7] CHERNY, A. S., SHIRYAEV, A. N., AND YOR, M. Limit behavior of the "horizontal-vertical" random walk and some extensions of the donsker-prokhorov invariance principle. *Theory of Probability & Its Applications* 47, 3 (2003), 377–394.
- [8] CHORRO, C., GUÉGAN, D., AND IELPO, F. Option pricing for garch-type models with generalized hyperbolic innovations. *Quantitative Finance* 12, 7 (2012), 1079–1094.
- [9] CORDERO, F., KLEIN, I., AND PEREZ-OSTAFE, L. Binary markets under transaction costs. *International Journal of Theoretical and Applied Finance* 17, 05 (2014), 1450030.
- [10] COX, J. C., AND ROSS, S. A. The valuation of options for alternative stochastic processes. *Journal of Financial Economics* 3, 1 (1976), 145–166.
- [11] COX, J. C., ROSS, S. A., AND RUBINSTEIN, M. Option pricing: A simplified approach. *Journal of Financial Economics* 7, 3 (1979), 229–263.
- [12] DELBAEN, F., AND SCHACHERMAYER, W. A general version of the fundamental theorem of asset pricing. *Mathematische Annalen* 300, 1 (1994), 463–520.
- [13] DERMAN, E., KANI, I., AND GOLDMAN, N. C. Implied trinomial trees of the volatility smile. In *Journal of Derivatives* (1996), Citeseer.
- [14] DUAN, J.-C. The garch option pricing model. *Mathematical Finance* 5, 1 (1995), 13–32.
- [15] DUAN, J.-C., RITCHKEN, P., AND SUN, Z. Approximating garch-jump models, jump-diffusion processes, and option pricing. *Mathematical Finance: An International Journal of Mathematics, Statistics and Financial Economics* 16, 1 (2006), 21–52.
- [16] DUFFIE, D. *Dynamic asset pricing theory*. Princeton University Press, 2010.
- [17] DZHAPARIDZE, K., AND VAN ZUIJLEN, M. Introduction to option pricing in a securities market i: Binary models 1. *Insurance Mathematics and Economics* 3, 21 (1997), 254.
- [18] EASLEY, D., AND O'HARA, M. Market microstructure. *Handbooks in Operations Research and Management Science* 9 (1995), 357–383.
- [19] EASLEY, D., AND O'HARA, M. Microstructure and asset pricing. *Handbook of the Economics of Finance* 1 (2003), 1021–1051.
- [20] FAN, J., IMERMAN, M. B., AND DAI, W. What does the volatility risk premium say about liquidity provision and demand for hedging tail risk? *Journal of Business & Economic Statistics* 34, 4 (2016), 519–535.
- [21] GARMAN, M. B. Market microstructure. *Journal of Financial Economics* 3, 3 (1976), 257–275.

- [22] HAMILTON, J. D. *Time series analysis*. Princeton University Press, 2020.
- [23] HARRISON, J. M., AND KREPS, D. M. Martingales and arbitrage in multiperiod securities markets. *Journal of Economic Theory* 20, 3 (1979), 381–408.
- [24] HARRISON, J. M., AND PLISKA, S. R. Martingales and stochastic integrals in the theory of continuous trading. *Stochastic Processes and Their Applications* 11, 3 (1981), 215–260.
- [25] HASBROUCK, J. Trades, quotes, inventories, and information. *Journal of Financial Economics* 22, 2 (1988), 229–252.
- [26] HASBROUCK, J. *Empirical market microstructure: The institutions, economics, and econometrics of securities trading*. Oxford University Press, 2007.
- [27] HU, Y., SHIRVANI, A., LINDQUIST, W. B., FABOZZI, F. J., AND RACHEV, S. T. Option pricing incorporating factor dynamics in complete markets. *Journal of Risk and Financial Management* 13, 12 (2020), 321.
- [28] HU, Y., SHIRVANI, A., STOYANOV, S., KIM, Y. S., FABOZZI, F. J., AND RACHEV, S. T. Option pricing in markets with informed traders. *International Journal of Theoretical and Applied Finance* 23, 06 (2020), 2050037.
- [29] HULL, J. *Options, futures, & other derivatives: Solutions manual*. Prentice Hall International, 2006.
- [30] HUNG, M., AND SWALLOW, W. H. Robustness of group testing in the estimation of proportions. *Biometrics* 55, 1 (1999), 231–237.
- [31] JACOD, J., AND PROTTER, P. *Discretization of processes*, vol. 67. Springer Science & Business Media, 2011.
- [32] JARROW, R., AND RUDD, A. Approximate option valuation for arbitrary stochastic processes. *Journal of Financial Economics* 10, 3 (1982), 347–369.
- [33] KAO, L.-J. Locally risk-neutral valuation of options in garch models based on variance-gamma process. *International Journal of Theoretical and Applied Finance* 15, 02 (2012), 1250015.
- [34] KIM, Y. S., STOYANOV, S., RACHEV, S., AND FABOZZI, F. Multi-purpose binomial model: Fitting all moments to the underlying geometric brownian motion. *Economics Letters* 145 (2016), 225–229.
- [35] KIM, Y. S., STOYANOV, S., RACHEV, S., AND FABOZZI, F. J. Enhancing binomial and trinomial equity option pricing models. *Finance Research Letters* 28 (2019), 185–190.
- [36] LO, A. W., MAMAYSKY, H., AND WANG, J. Foundations of technical analysis: Computational algorithms, statistical inference, and empirical implementation. *The Journal of Finance* 55, 4 (2000), 1705–1765.
- [37] MANDELBROT, B. B. Stochastic volatility, power laws and long memory. *Quantitative Finance* 1, 6 (2001), 558.
- [38] MERTON, R. C. Theory of rational option pricing. *The Bell Journal of Economics and Management Science* 4, 1 (1973), 141–183.
- [39] MERTON, R. C. Option pricing when underlying stock returns are discontinuous. *Journal of Financial Economics* 3, 1 (1976), 125–144.
- [40] MILLS, T. C. *Applied time series analysis: A practical guide to modeling and forecasting*. Academic press, 2019.
- [41] MITTNIK, S., FABOZZI, F. J., FOCARDI, S. M., RACHEV, S. T., AND JAŠIĆ, T. *Financial econometrics: From basics to advanced modeling techniques*. John Wiley & Sons, 2007.

- [42] O'HARA, M. *Market microstructure theory*. Wiley, 1997.
- [43] OKSENDAL, B. *Stochastic differential equations: An introduction with applications*. Springer Science & Business Media, 2013.
- [44] ROLL, R. A simple implicit measure of the effective bid-ask spread in an efficient market. *The Journal of Finance* 39, 4 (1984), 1127–1139.
- [45] RUBINSTEIN, M. Implied binomial trees. *The Journal of Finance* 49, 3 (1994), 771–818.
- [46] RUBINSTEIN, M. Edgeworth binomial trees. *Journal of Derivatives* 5, 3 (1998), 20.
- [47] SHIRYAEV, A. N. *Essentials of stochastic finance: Facts, models, theory*, vol. 3. World scientific, 1999.

Tables

Asset Name (Ticker)	Tree Path Probabilities (P-Values)	
	1	2
3M (MMM)	0.475 (0.000)	0.525 (0.000)
American Express (AXP)	0.490 (0.085)	0.510 (0.085)
Amgen (AMGN)	0.499 (0.467)	0.501 (0.467)
Apple (AAPL)	0.477 (0.001)	0.523 (0.001)
Boeing (BA)	0.486 (0.020)	0.514 (0.020)
Caterpillar (CAT)	0.486 (0.027)	0.514 (0.027)
Chevron (CVX)	0.475 (0.000)	0.525 (0.000)
Cisco (CSCO)	0.484 (0.012)	0.516 (0.012)
Coca-Cola (KO)	0.482 (0.005)	0.518 (0.005)
Dow (DOW)	0.486 (0.237)	0.514 (0.237)
Goldman Sachs (GS)	0.488 (0.041)	0.512 (0.041)
Home Depot (HD)	0.480 (0.003)	0.520 (0.003)
Honeywell (HON)	0.477 (0.000)	0.523 (0.000)
IBM (IBM)	0.488 (0.046)	0.512 (0.046)
Intel (INTC)	0.488 (0.049)	0.512 (0.049)
Johnson & Johnson (JNJ)	0.486 (0.020)	0.514 (0.020)

Asset Name (Ticker)	Tree Path Probabilities (P-Values)	
	1	2
JPMorgan Chase (JPM)	0.493 (0.163)	0.507 (0.163)
McDonald's (MCD)	0.464 (0.000)	0.536 (0.000)
Merck (MRK)	0.494 (0.200)	0.506 (0.200)
Microsoft (MSFT)	0.486 (0.023)	0.514 (0.023)
Nike (NKE)	0.483 (0.008)	0.517 (0.008)
Procter & Gamble (PG)	0.481 (0.004)	0.519 (0.004)
Salesforce (CRM)	0.487 (0.040)	0.513 (0.040)
Travelers (TRV)	0.477 (0.000)	0.523 (0.000)
UnitedHealth (UNH)	0.477 (0.000)	0.523 (0.000)
Verizon (VZ)	0.493 (0.157)	0.507 (0.157)
Visa (V)	0.462 (0.000)	0.538 (0.000)
Walgreens Boots Alliance (WBA)	0.499 (0.433)	0.501 (0.433)
Walmart (WMT)	0.487 (0.030)	0.513 (0.030)
Disney (DIS)	0.487 (0.028)	0.513 (0.028)
SPDR DJIA (DIA)	0.455 (0.000)	0.545 (0.000)

Table 1: Path probabilities and corresponding P-values of the one side z-test for assets in the DJIA index and the DIA ETF in the case $N = 1$. Bold values represents P-values lower than 0.05.

Asset Name (Ticker)	Tree Path Probabilities (P-Values)			
	1	2	3	4
3M (MMM)	0.215 (0.000)	0.259 (0.141)	0.261 (0.096)	0.265 (0.039)
American Express (AXP)	0.232 (0.017)	0.260 (0.113)	0.257 (0.212)	0.251 (0.454)
Amgen (AMGN)	0.245 (0.284)	0.256 (0.254)	0.253 (0.366)	0.246 (0.332)
Apple (AAPL)	0.230 (0.010)	0.248 (0.418)	0.246 (0.316)	0.276 (0.001)
Boeing (BA)	0.229 (0.006)	0.260 (0.122)	0.254 (0.316)	0.257 (0.199)
Caterpillar (CAT)	0.239 (0.096)	0.247 (0.383)	0.248 (0.401)	0.266 (0.032)
Chevron (CVX)	0.221 (0.000)	0.250 (0.491)	0.257 (0.199)	0.272 (0.006)
Cisco (CSCO)	0.229 (0.008)	0.262 (0.075)	0.247 (0.366)	0.261 (0.096)
Coca-Cola (KO)	0.230 (0.010)	0.244 (0.254)	0.260 (0.131)	0.266 (0.032)
Dow (DOW)	0.239 (0.322)	0.268 (0.221)	0.225 (0.140)	0.268 (0.221)
Goldman Sachs (GS)	0.229 (0.006)	0.256 (0.239)	0.262 (0.075)	0.253 (0.366)
Home Depot (HD)	0.229 (0.007)	0.248 (0.401)	0.255 (0.284)	0.268 (0.017)
Honeywell (HON)	0.219 (0.000)	0.265 (0.039)	0.250 (0.491)	0.266 (0.032)
IBM (IBM)	0.232 (0.017)	0.265 (0.039)	0.248 (0.401)	0.255 (0.268)
Intel (INTC)	0.232 (0.017)	0.258 (0.186)	0.256 (0.254)	0.255 (0.284)
Johnson & Johnson (JNJ)	0.225 (0.002)	0.265 (0.039)	0.257 (0.212)	0.253 (0.349)

Asset Name (Ticker)	Tree Path Probabilities (P-Values)			
	1	2	3	4
JPMorgan Chase (JPM)	0.233 (0.021)	0.254 (0.332)	0.267 (0.021)	0.246 (0.332)
McDonald's (MCD)	0.207 (0.000)	0.262 (0.089)	0.252 (0.401)	0.279 (0.000)
Merck (MRK)	0.246 (0.332)	0.242 (0.186)	0.253 (0.349)	0.258 (0.174)
Microsoft (MSFT)	0.225 (0.002)	0.263 (0.063)	0.258 (0.174)	0.253 (0.349)
Nike (NKE)	0.224 (0.001)	0.253 (0.349)	0.264 (0.048)	0.258 (0.174)
Procter & Gamble (PG)	0.225 (0.002)	0.262 (0.089)	0.250 (0.491)	0.263 (0.069)
Salesforce (CRM)	0.222 (0.001)	0.271 (0.010)	0.257 (0.212)	0.249 (0.446)
Travelers (TRV)	0.216 (0.000)	0.254 (0.316)	0.268 (0.017)	0.262 (0.082)
UnitedHealth (UNH)	0.221 (0.000)	0.260 (0.122)	0.251 (0.436)	0.267 (0.021)
Verizon (VZ)	0.234 (0.029)	0.264 (0.052)	0.255 (0.299)	0.248 (0.401)
Visa (V)	0.195 (0.000)	0.275 (0.007)	0.259 (0.188)	0.270 (0.026)
Walgreens Boots Alliance (WBA)	0.244 (0.239)	0.258 (0.163)	0.251 (0.436)	0.246 (0.332)
Walmart (WMT)	0.224 (0.001)	0.263 (0.069)	0.264 (0.052)	0.250 (0.491)
Disney (DIS)	0.233 (0.021)	0.258 (0.186)	0.251 (0.473)	0.259 (0.141)
SPDR DJIA (DIA)	0.201 (0.000)	0.262 (0.075)	0.246 (0.316)	0.291 (0.000)

Table 2: Path probabilities and corresponding P-values of the one side z-test for assets in the DJIA index and the DIA ETF in the case $N = 2$. Bold values represents P-values lower than 0.05.

Asset Name (Ticker)	Tree Path Probabilities (P-Values)							
	1	2	3	4	5	6	7	8
3M (MMM)	0.102 (0.002)	0.112 (0.049)	0.118 (0.180)	0.138 (0.049)	0.131 (0.221)	0.130 (0.267)	0.129 (0.291)	0.140 (0.031)
American Express (AXP)	0.118 (0.180)	0.121 (0.317)	0.132 (0.200)	0.131 (0.243)	0.114 (0.087)	0.132 (0.180)	0.121 (0.317)	0.131 (0.221)
Amgen (AMGN)	0.112 (0.057)	0.119 (0.243)	0.148 (0.002)	0.122 (0.371)	0.131 (0.221)	0.121 (0.317)	0.121 (0.317)	0.125 (0.485)
Apple (AAPL)	0.102 (0.002)	0.125 (0.485)	0.122 (0.343)	0.122 (0.371)	0.128 (0.343)	0.123 (0.399)	0.132 (0.200)	0.146 (0.004)
Boeing (BA)	0.111 (0.042)	0.134 (0.128)	0.113 (0.066)	0.142 (0.018)	0.118 (0.200)	0.130 (0.267)	0.121 (0.317)	0.131 (0.243)
Caterpillar (CAT)	0.119 (0.221)	0.114 (0.087)	0.124 (0.456)	0.131 (0.221)	0.121 (0.291)	0.126 (0.427)	0.128 (0.371)	0.137 (0.066)
Chevron (CVX)	0.101 (0.001)	0.114 (0.087)	0.128 (0.371)	0.132 (0.200)	0.118 (0.180)	0.144 (0.009)	0.128 (0.371)	0.136 (0.076)
Cisco (CSCO)	0.095 (0.000)	0.139 (0.036)	0.136 (0.076)	0.114 (0.076)	0.128 (0.371)	0.114 (0.076)	0.132 (0.180)	0.142 (0.018)
Coca-Cola (KO)	0.116 (0.128)	0.115 (0.113)	0.123 (0.399)	0.130 (0.267)	0.115 (0.100)	0.131 (0.243)	0.132 (0.180)	0.138 (0.049)
Dow (DOW)	0.115 (0.328)	0.137 (0.293)	0.077 (0.013)	0.132 (0.365)	0.150 (0.128)	0.124 (0.480)	0.128 (0.441)	0.137 (0.293)
Goldman Sachs (GS)	0.111 (0.036)	0.126 (0.427)	0.129 (0.317)	0.132 (0.200)	0.116 (0.128)	0.133 (0.161)	0.125 (0.485)	0.129 (0.317)
Home Depot (HD)	0.104 (0.004)	0.131 (0.221)	0.120 (0.267)	0.129 (0.291)	0.124 (0.427)	0.129 (0.291)	0.122 (0.371)	0.141 (0.026)
Honeywell (HON)	0.102 (0.002)	0.107 (0.013)	0.129 (0.291)	0.140 (0.031)	0.122 (0.371)	0.138 (0.057)	0.129 (0.291)	0.132 (0.180)
IBM (IBM)	0.112 (0.049)	0.116 (0.128)	0.123 (0.399)	0.131 (0.243)	0.133 (0.161)	0.125 (0.485)	0.130 (0.267)	0.131 (0.243)
Intel (INTC)	0.115 (0.100)	0.123 (0.399)	0.126 (0.427)	0.127 (0.399)	0.118 (0.180)	0.126 (0.456)	0.134 (0.128)	0.131 (0.221)
Johnson & Johnson (JNJ)	0.112 (0.057)	0.135 (0.113)	0.125 (0.485)	0.122 (0.343)	0.117 (0.161)	0.132 (0.200)	0.114 (0.076)	0.144 (0.009)
JPMorgan Chase (JPM)	0.116 (0.128)	0.114 (0.087)	0.131 (0.221)	0.150 (0.001)	0.121 (0.317)	0.127 (0.399)	0.122 (0.343)	0.119 (0.221)
McDonald's (MCD)	0.095 (0.000)	0.108 (0.018)	0.107 (0.013)	0.132 (0.200)	0.129 (0.291)	0.147 (0.003)	0.139 (0.036)	0.142 (0.015)
Merck (MRK)	0.118 (0.200)	0.132 (0.180)	0.118 (0.180)	0.126 (0.427)	0.130 (0.267)	0.130 (0.267)	0.111 (0.042)	0.134 (0.128)
Microsoft (MSFT)	0.103 (0.003)	0.113 (0.066)	0.136 (0.087)	0.136 (0.087)	0.126 (0.427)	0.134 (0.128)	0.129 (0.317)	0.123 (0.399)
Nike (NKE)	0.107 (0.013)	0.122 (0.343)	0.118 (0.180)	0.132 (0.180)	0.123 (0.399)	0.135 (0.100)	0.136 (0.087)	0.127 (0.399)
Procter & Gamble (PG)	0.096 (0.000)	0.122 (0.343)	0.126 (0.456)	0.121 (0.317)	0.135 (0.100)	0.140 (0.031)	0.128 (0.371)	0.132 (0.200)
Salesforce (CRM)	0.110 (0.042)	0.116 (0.137)	0.127 (0.403)	0.127 (0.403)	0.122 (0.350)	0.145 (0.011)	0.130 (0.287)	0.124 (0.441)
Travelers (TRV)	0.099 (0.001)	0.122 (0.343)	0.124 (0.456)	0.135 (0.100)	0.119 (0.243)	0.148 (0.002)	0.120 (0.267)	0.132 (0.180)
UnitedHealth (UNH)	0.101 (0.001)	0.124 (0.427)	0.126 (0.456)	0.121 (0.291)	0.115 (0.113)	0.142 (0.018)	0.137 (0.066)	0.135 (0.100)
Verizon (VZ)	0.106 (0.010)	0.122 (0.343)	0.136 (0.076)	0.141 (0.022)	0.126 (0.456)	0.128 (0.343)	0.122 (0.343)	0.118 (0.200)
Visa (V)	0.079 (0.000)	0.111 (0.070)	0.126 (0.451)	0.144 (0.023)	0.119 (0.278)	0.156 (0.001)	0.139 (0.073)	0.125 (0.487)
Walgreens Boots Alliance (WBA)	0.111 (0.042)	0.133 (0.161)	0.132 (0.200)	0.119 (0.243)	0.132 (0.200)	0.123 (0.399)	0.128 (0.371)	0.122 (0.371)
Walmart (WMT)	0.103 (0.003)	0.121 (0.317)	0.127 (0.399)	0.118 (0.180)	0.126 (0.456)	0.146 (0.004)	0.139 (0.036)	0.119 (0.243)
Disney (DIS)	0.112 (0.057)	0.102 (0.002)	0.134 (0.128)	0.139 (0.042)	0.138 (0.057)	0.115 (0.100)	0.121 (0.317)	0.139 (0.042)
SPDR DJIA (DIA)	0.090 (0.000)	0.109 (0.022)	0.118 (0.200)	0.138 (0.057)	0.125 (0.485)	0.129 (0.291)	0.124 (0.456)	0.167 (0.000)

Table 3: Path probabilities and corresponding P-values of the one side z-test for assets in the DJIA index and the DIA ETF in the case $N = 3$. Bold values represents P-values lower than 0.05.