

MoocRadar: A Fine-grained and Multi-aspect Knowledge Repository for Improving Cognitive Student Modeling in MOOCs

Jifan Yu
DCST, Tsinghua Univerisity
Beijing 100084, China
yujf21@mails.tsinghua.edu.cn

Mengying Lu
SIGS, Tsinghua Univerisity
Shenzhen 518055, China
lumy22@mails.tsinghua.edu.cn

Qingyang Zhong
DCST, Tsinghua Univerisity
Beijing 100084, China
zqy20@mails.tsinghua.edu.cn

Zijun Yao
DCST, Tsinghua Univerisity
Beijing 100084, China
yaozj20@mails.tsinghua.edu.cn

Shangqing Tu
DCST, Tsinghua Univerisity
Beijing 100084, China
tsq22@mails.tsinghua.edu.cn

Zhengshan Liao
IoE, Tsinghua Univerisity
Beijing 100084, China
liaozs20@mails.tsinghua.edu.cn

Xiaoya Li
IoE, Tsinghua Univerisity
Beijing 100084, China
lixiaoya21@mails.tsinghua.edu.cn

Manli Li
IoE, Tsinghua Univerisity
Beijing 100084, China
marylee@mail.tsinghua.edu.cn

Lei Hou
BNRist, DCST, Tsinghua Univerisity
Beijing 100084, China
houlei@tsinghua.edu.cn

Hai-Tao Zheng
zheng.haitao@sz.tsinghua.edu.cn
SIGS, Tsinghua University
& Pengcheng Laboratory
Shenzhen 518055, China

Juanzi Li*
BNRist, DCST, Tsinghua Univerisity
Beijing 100084, China
lijuanzi@tsinghua.edu.cn

Jie Tang
BNRist, DCST, Tsinghua Univerisity
Beijing 100084, China
jietang@tsinghua.edu.cn

ABSTRACT

Student modeling, the task of inferring a student’s learning characteristics through their interactions with coursework, is a fundamental issue in intelligent education. Although the recent attempts from knowledge tracing and cognitive diagnosis propose several promising directions for improving the usability and effectiveness of current models, the existing public datasets are still insufficient to meet the need for these potential solutions due to their ignorance of complete exercising contexts, fine-grained concepts, and cognitive labels. In this paper, we present MoocRadar, a fine-grained, multi-aspect knowledge repository consisting of 2, 513 exercise questions, 5, 600 knowledge concepts, and over 12 million behavioral records. Specifically, we propose a framework to guarantee a high-quality and comprehensive annotation of fine-grained concepts and cognitive labels. The statistical and experimental results indicate that our dataset provides the basis for the future improvements of existing methods. Moreover, to support the convenient usage for researchers, we release a set of tools for data querying,

model adaption, and even the extension of our repository, which are now available at <https://github.com/THU-KEG/MOOC-Radar>.

CCS CONCEPTS

• **Applied computing** → **Education**; • **Information systems** → **Information integration**; **Specialized information retrieval**.

KEYWORDS

Student Modeling, Datasets, Concept Mining, Knowledge Tracing

ACM Reference Format:

Jifan Yu, Mengying Lu, Qingyang Zhong, Zijun Yao, Shangqing Tu, Zhengshan Liao, Xiaoya Li, Manli Li, Lei Hou, Hai-Tao Zheng, Juanzi Li, and Jie Tang. 2023. MoocRadar: A Fine-grained and Multi-aspect Knowledge Repository for Improving Cognitive Student Modeling in MOOCs. In *The 46th International ACM SIGIR Conference on Research and Development in Information Retrieval (SIGIR ’23)*, July 23–27, 2023, Hybrid Conference, Taipei, Taiwan. ACM, New York, NY, USA, 11 pages. <https://doi.org/XXXXXXXX.XXXXXXX>

1 INTRODUCTION

Since the first proposal of the idea of *Intelligent Tutoring System* [33], constructing the student model [39] that can infer the characteristics of each individual student has been a fundamental stage for supporting AI-driven educational services, such as study planning [25, 43], learning resource recommendation [4, 40] and teaching assistant chatbot [51]. Compared with modeling the explicit features of a student (e.g., *Age*, *Grade*) [13], modeling the implicit and cognitive features, such as approximating a student’s proficiency level on specific knowledge [10], is more emergent and challenging,

*Corresponding author.

Permission to make digital or hard copies of all or part of this work for personal or classroom use is granted without fee provided that copies are not made or distributed for profit or commercial advantage and that copies bear this notice and the full citation on the first page. Copyrights for components of this work owned by others than ACM must be honored. Abstracting with credit is permitted. To copy otherwise, or republish, to post on servers or to redistribute to lists, requires prior specific permission and/or a fee. Request permissions from permissions@acm.org.
SIGIR ’23, July 23–27, 2023, Hybrid Conference, Taipei, Taiwan

© 2023 Association for Computing Machinery.
ACM ISBN 978-1-4503-XXXX-X/18/06...\$15.00
<https://doi.org/XXXXXXXX.XXXXXXX>

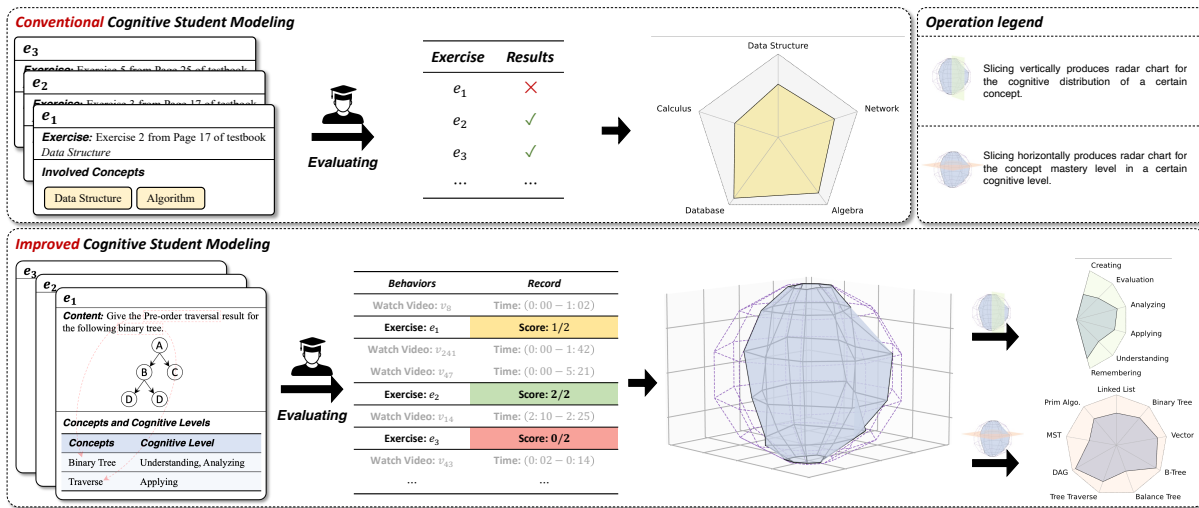


Figure 1: An illustration of the cognitive student modeling topic. Based on the the knowledge tracing or cognitive diagnosis methods, MoocRadar provides a basis for extending this task to a more informative setting with exercise contents, fine-grained concepts, cognitive labels and other learning behaviors.

which attracts abundant research interests on the relevant topics like *Knowledge Tracing* [31, 35] or *Cognitive Diagnosis* [41].

Figure 1 shows an illustration of the necessary elements for completing such tasks: Given the students’ behavior records (e.g., right or wrong) on a series of exercise questions, the goal is to estimate their actual knowledge state on the corresponding concepts (e.g., *Database*). To achieve an applicable performance, except for the early attempts that simply employ a neural method to model the above elements within a sequence architecture [31, 48], researchers pour great efforts into seeking the beneficial side information [34], mining appropriate knowledge associations [1, 18] and even stimulating the students’ cognitive process [34] for lifting the accuracy and interpretability of the proposed methods [41].

However, due to the limited access to data resources and the costly expert annotation, there remain several inherent defects of the existing popular datasets [8, 12] that may hinder these promising explorations, which can be summarized as three major points:

- **Incomplete Context of Exercising Behavior:** Although diverse, relevant contexts of students’ exercising behaviors, e.g., the instructional structure and hierarchy of exercises [26], the exercise content and types [20], and associated learning behaviors [23], have been proven to be beneficial to the modeling, current datasets [8] usually consider few types of them, which cannot support more feature combinations for utilizing these features.

- **Coarse Granularity of Knowledge Concept:** Another common issue is that most of the existing datasets are only annotated with coarse-grained concepts, e.g., there are only 123 concepts for the 26, 688 exercise questions in ASSISTment2009 [12], while only 41 concepts are labeled for 722 problems in Junyi [32]. Although there are some data resources that provide fine-grained concepts [46], they mostly lack expert annotation [19] and ignore the scenarios that one exercise can match multiple concepts.

- **Neglected Annotation of Cognitive Process:** Despite the growing attention to modeling student’s cognitive process, such

as the learning and forgetting regulation [34], question difficulty levels [41], building the supervision labels from the view of cognitive pedagogy is still an insufficient topic for educational dataset construction [30]. How to appropriately invoke such guidance for modeling cognitive processes remains a challenging topic.

In this paper, we propose MoocRadar, a large knowledge repository for cognitive student modeling. Built upon open data sources [46] and abundant expert annotation, MoocRadar preserves 2, 513 exercise questions with their multi-aspect contexts, 5, 600 fine-grained concepts, 14, 224 online learning students and 12, 715, 126 behavior records. Specifically, all the learning behavior is labeled by educational experts for building cognitive-aware supervision, following the widely accepted *Bloom Cognitive Taxonomy* [17], which provides a brand new view for future developments of relevant topics. To host the whole construction, we design a framework that consists of heterogeneous data integration, automatic concept recognition, and a series of mechanisms for convenient annotation and quality control. Furthermore, we develop and publish an affiliated toolkit for multiple common queries and representation training, which may help researchers efficiently utilize and apply our resources to improve their models and systems.

We conduct a series of statistical and experimental investigations to present the characteristics of MoocRadar and whether sufficient contexts, fine-grained concepts, and cognitive labels indeed benefit current methods. Moreover, based on our released repository, it is feasible to extend the current *Knowledge Tracing* or *Cognitive Diagnosis* tasks to a deeper and more informative setting as shown in Figure 1, which can provide a more detailed demonstration for presenting the fine-grained and multi-aspect cognitive states of a certain student. We hope that our efforts can call for research interests to exploit pedagogical and cognitive theories and build more intelligent next-generation educational applications.

Contributions. Our contributions can be summarized as:

(1) An open-access, fine-grained, and multi-aspect knowledgeable repository with high-quality annotation for serving and promoting the research of cognitive student modeling.

(2) A framework that consists of a series of standards and a toolkit for convenient usage and extension on educational tasks.

(3) An investigation and several primary insights about how to invoke pedagogical theories for refining the student modeling task and achieving more applicable services of AI-driven education.

2 BACKGROUND

2.1 Cognitive Student Modeling

Student Modeling (or the *Student Model*) is an indispensable and basic concept of a variety of educational technology theories [39], whether the early *Intelligent Tutoring System* [3] or the recent *Adaptive Learning* [27]. This essential task actually covers the modeling of students' various learning characteristics, including the explicit features (*i.e.*, basic information like *Gender*, *Age*) and the implicit profiles (*e.g.*, knowledge cognitive state and learning style) [9], which is a prior stage for downstream applications such as educational recommendation [4] and instructional games [1].

With the accumulation of abundant learning behavioral data from massive open online courses (MOOCs) [45], inferring the student's cognitive states of specific knowledge gradually becomes a promising topic [31]. Despite the different research origins, contributors in both *Knowledge Tracing* [20] and *Cognitive Diagnosis* [41] are currently concentrated on predicting students' future performance through mining their exercise records, which can be easily adapt to the cognitive student modeling task.

Empowered by the technical advances such as sequence to sequence learning [1, 42] and contrastive self-training [18], there are several growing directions in improving such cognitive student modeling: (1) *Enriching the Information of Exercises*: Another intuitive direction is to exploit the rich side information in modeling learning resources, such as the textual contents and structures of the exercises [20, 26], as well as the other behavioral records from relevant students [35]; (2) *Refining the Modeling of Knowledge Concepts*: Mining the deep meaning and inner relationships of the concepts behind the exercises is one of the primary directions, *e.g.*, Chen et al. [7] employ the prerequisite relations of concepts and Tong et al. [37] design an independent module for modeling concepts; (3) *Stimulating the Cognitive Process of Learning*: There is another rising trend of invoking the pedagogical guidance and stimulating the students' cognitive learning process, such as learning and forgetting regulation [6], question difficulty levels [41], for explaining the reason of corresponding student performance. These directions can also be combined [34] and deployed in adaptive learning [50], which continuously triggers the discussions about employing more features to enhance the current methods [2].

2.2 Open Educational Datasets

Compared with the prosperous improvement of student modeling methods, the upgrading, and proposal of open-source educational datasets are respectively limited [2, 21, 49]. In general, the source of datasets can be roughly divided into two categories: *Public AI-driven Education Challenge* and *Open-access Education Repository*.

The *Public AI-driven Education Challenge* is a natural and easy-to-use resource for researchers, which is usually hosted by a particular online learning platform or group, such as KDD cups (Algebra 2005-2006, Bridge 2006-2007) [36], ASSISTment [12, 28] and Junyi Academy [32]. Despite their convenience and popularity, they make concessions in data coverage for graceful task formalization. For all types of relevant behavioral and structured data, most of them only provide the basic identifiers (*e.g.*, the concepts in ASSISTment are only concept ids), not the actual and complete content.

The *Open-access Education Repositories* are more inclined to provide useful information from multiple perspectives, which are mainly established by integrating processed data from heterogeneous sources, such as STATIC2011 [16] EdNet [8], and MOOC-CubeX [46]. Due to their giant sizes, they usually reduce the annotation scale to control the cost, which results in a lack of fine-grained knowledge concepts. Even though some previous efforts [46] attempt to extract concepts from video texts with weak supervision automatically, the high-quality concept annotation of exercises is still ignored and fairly expensive.

Meanwhile, because of the absence of cognition-aware labels, current methods that follow learning regulations [6] can only build pseudo labels according to other behavioral records. Therefore, we feel obliged and emergent to conduct adequate expert annotation and propose MooeRadar in order to support relevant researchers.

3 MOOC RADAR

In this section, we first propose the principles and the overall framework of the construction of MooeRadar, then present the detailed workflow about how to conduct the large-scale and high-quality concept & cognition annotation effectively. Finally, we introduce access to our repository and the affiliated toolkit.

Principles. To guarantee the usability of the proposed data resources, we identify that there are two major principles when constructing the repository. (1) *Exercise-centered Data Organization*: As exercising is the most crucial behavior in current student modeling methods [31], it is appropriate to prioritize access to students' exercising sequences and then retrieve diverse and related information based on these indexes; (2) *Comprehensive Expert Annotation*: Since knowledge concepts and cognitive levels are highly specialized content, we must have a sufficient number of experts for manual annotation, even if this matter has been commonly replaced by automatic means in previous efforts due to its high cost [46].

Framework. As illustrated in Figure 2, starting from the large-scale collection and processing of online learning data, we host a series of expert annotations to label the fine-grained concepts and cognitive levels of the exercises with proper intelligent assistance. After quality inspection, the remaining data is further stored and packaged to be easily accessed as an informative resource. This three-module framework can be decomposed as follows:

(1) *Heterogeneous Data Integration*: Given the semi-structured and weakly supervised online learning data, this stage mainly select the high-quality exercising records and collect the heterogeneous related contexts, which builds the data basis of the whole repository.

(2) *Fine-grained Concept Annotation*: In this stage, we conduct the annotation for fine-grained concepts. Specifically, we propose a

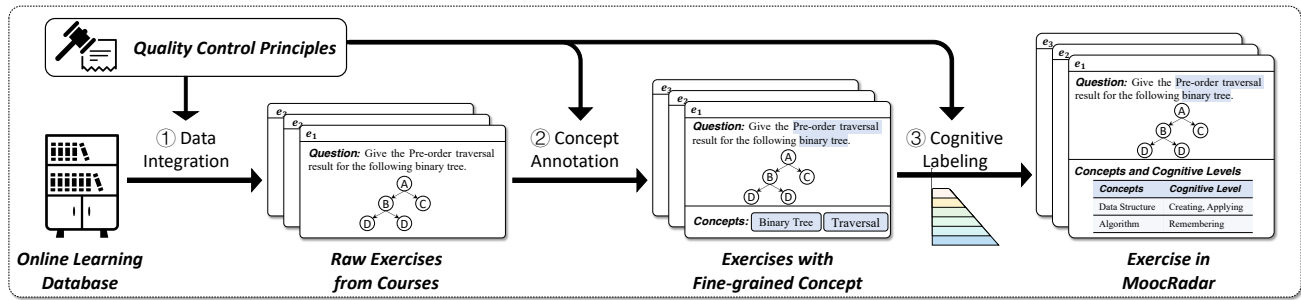


Figure 2: The overall construction framework of MoocRadar from the view of exercises. With the refinement of the exercises, the heterogeneous information is collected correspondingly. All the processing operations are under strict quality control.

pre-trained model based concept acquisition method for reducing the workload and assisting the annotators.

(3) *Cognitive Exercise Labeling*: Following the Bloom Cognitive Taxonomy [17], we first conduct text analysis for the preparation of cognition-aware labeling, and then complete the large-scale expert annotation. Finally, all the annotation results are aligned with the concept labels and packaged with strict quality control.

3.1 Heterogeneous Data Integration

Our data is from MOOCCubeX [46], a large-scale and knowledge-centered online education repository that contains 358,265 exercises, 637,572 automatically extracted concepts (with noises), and 296 million of student behavioral data from 4,216 courses. As an open data resource upon XuetangX¹, one of the largest MOOC platforms in China, it also provides abundant, well-maintained learning material and behavioral records with rich relationships. Therefore, we select it as our original data resource and initiate subsequent data integration processes.

3.1.1 Course Selection. Through a pioneer data observation, we discover that a critical premise to ensure the informativeness of the exercises, the richness of the features, and the adequacy of the associated learning behaviors is the proper selection of corresponding courses. For those courses marked as “Outstanding” by the platform, they have sufficient content and reasonable exercises and therefore attract a high volume of students. Therefore, we select a total of 154 “Outstanding” courses from 12 fields, such as engineering, law, medicine, and economics, according to the quantitative distribution of various subjects. The average enrollment of these courses, each from a different instructor, is 68,941, which is ample to support the following data collection and labeling.

3.1.2 Data Collection. Based on the selected course, we need to collect multi-aspect data about the exercises.

(1) *Exercise Content and Answer*: The content of an exercise is proven to be useful in student modeling [20], which can also support the tasks like exercise retrieval. We obtain all the textual content and the types (e.g., single-choice questions, multiple-choice questions) of each exercise problem. Furthermore, the standard answer of exercises is often ignored in previous studies, which we also collect as additional side information in this stage.

(2) *Exercise Graph*: Another beneficial information is the structural relations of the exercises [26]. As the exercises are orderly organized in the chapters of the courses, we employ these natural structures to build the exercise graph in our dataset, which can be summarized as a 3-level hierarchy and a partial order graph.

(3) *Exercising Behaviors*: Once the exercises are determined, we can crawl the student behavioral records on these problems. For each student, we sort their exercise records in time order and collect the timestamp to build an interaction sequence. Specifically, thanks to the collection of the standard answer, we can automatically assign the performance score of each behavior. We further consider the *Half Right* scene that a student gives a partially correct answer in a multiple choice question and classify the scores into three levels: 0-Wrong, 1-Half Right, 2-Right. Researchers can decide whether to reduce it to a dichotomy when employing our dataset.

(4) *Associated Resources and Behaviors*: Except for the exercising information and behaviors, there are other types of relevant features, such as the course videos that are in the same chapters, video-watching behaviors, and the course descriptions. We crawl all this information for future exploitation in improving student modeling as well as other relevant topics such as adaptive learning recommendation [22]. Furthermore, as MOOCCubeX provides the concept set of these resources, we preserve them as a distant supervision dictionary for subsequent annotation.

3.1.3 Noise Filtering. To mitigate training problems caused by data quality, such as overfitting, model traversal, and failure to converge, we performed basic filtering on the constructed student behavior sequences. First, we remove behavioral sequences that are too short as well as score anomalies (e.g., all-correct sequences based on potential cheating means) based on the distribution of the existing datasets [12, 32]. Second, we filter out the exercises that the contents are incomplete. Once a course cannot preserve enough exercises, the whole courses with its all exercises are excluded. Finally, we preserve only 40% of the original data to be annotated.

3.2 Fine-grained Concept Annotation

Concepts, i.e., the knowledge concepts implied after the exercise content (such as *Graph Neural Network* in the Artificial Intelligence course), which are highly essential and specialized components of the knowledge tracing tasks. Even for the professional educators in

¹<https://www.xuetangx.com/>

the corresponding courses, it is non-trivial to annotate accurate fine-grained concepts from scratch. Given the automatically extracted concepts from MOOCCubeX, we first conduct a noise-tolerant concept pre-recognition via large language model prompting, and then conduct extensive annotation with a 40-people group of experts.

3.2.1 Discipline-aware Concept Extraction. The previous concept acquisition mainly relies on traditional *Phrase Mining* or *Entity Linking* solutions. Despite a few efforts that regard this task as *Distantly Supervised Named Entity Recognition (Distant NER)*, there are several remaining issues to be considered. (1) *Discipline Variation*: For the courses in different disciplines, concepts have large gaps in vocabulary length, style, and semantics, and it is often tricky for existing methods to maintain consistent performance across disciplines. (2) *Noisy Dictionary*: As the prepared distant supervision is determined to be noisy from the given dictionary, most of the current methods may fail to distinguish the suitable and misleading labels, which eventually leads to entirely unusable extraction results. Therefore, we attempt to exploit the large language model prompting to enhance current distant NER methods with discipline information, which can be further explored in future work. In general, our automatic concept preparation is in two steps.

Discipline-aware Dictionary Cleaning. Before the training of distant NER methods, we conduct a preceding step to denoise the automatically extracted concept as distant supervision signal. Specifically, we conduct a discipline classification process via prompt-based learning [14]. Taking the input of each concept c_i in the provided concept dictionary $T = \{c_i\}_{i=1,\dots,m}$ of MOOCCubeX, the classification returns a ranked list of related disciplines $F_{c_i} \subset F$ and outputs p_j for $f_j \in F = \{f_j\}_{j=1,\dots,k}$ to indicate its likelihood to be related to f_j discipline, formally:

$$p_j(x') = LM(f_{fill}(x', f_j); \theta) \quad (1)$$

where $x' = f_{prompt}(c_i)$ is a prompt with the concept c_i filled template slot [concept], and function $f_{fill}(x', f_j)$ fills in the slot [MASK] with the potential answer f_j .

After that, we can infer the top- k disciplines of a certain concept, which help us exclude the mismatched concepts. We have $\{(X_m, D_m)\}_{m=1}^M$ as distantly supervised data, where $X_m = [x_1, x_2, \dots, x_N]$, composed of N tokens, $D_m = [d_1, d_2, \dots, d_N]$, based on the BIO schema for the training of concept extraction model.

Noise-tolerant Model Self-Training. We deploy a BERT [15] model as the backbone to train a fine-grained concept extraction tool. As the common formulation, we use $f(\cdot; \theta)$ to denote our model parameterized by θ , which is a token-wise classifier. $f_{n,c}(\cdot; \cdot)$ is the probability of the n -th token in X_m belonging to the c -th class from the BIO schema. And the model is trained by minimizing the cross entropy loss $\mathcal{L}(\theta)$ over $\{(X_m, D_m)\}_{m=1}^M$:

$$\mathcal{L}(\theta) = \frac{1}{M} \frac{1}{N} \sum_{m=1}^M \sum_{n=1}^N -\log f_{n,d_m,n}(X_m; \theta) \quad (2)$$

To make the model noise-tolerant, we conduct a P/U Learning based self-training. We apply the binary label assignment mechanism for using this algorithm by mapping ‘‘O’’ to 0 and ‘‘B’’, ‘‘I’’ to 1. Then we can get a positive set and unlabeled set to host a new P/U training loss $\widehat{\mathcal{L}}(\theta)$ as Peng et al. [29].

Therefore, the parameters of our model θ^* are learned by the combination of the cross entropy loss $\mathcal{L}(\theta)$ and the PUL loss $\widehat{\mathcal{L}}(\theta)$:

$$\theta^* = \underset{\theta}{\operatorname{argmin}} (\mathcal{L}(\theta) + \beta \cdot \widehat{\mathcal{L}}(\theta)) \quad (3)$$

where a parameter β is introduced to balance these two loss functions. Employing this model, we produce a better extractor that recognizes candidate concepts for each exercises, which significantly reduces the workload of expert annotation.

3.2.2 Expert Annotation of Concepts. Given the pre-extracted concepts, we construct a group of expert annotators to refine, delete and add concepts to each exercise. The annotators are experienced teachers or teaching assistants from corresponding disciplines. Before the annotation setup, we present the extracted candidates as a reference for the most fine-grained concepts. All the annotators are required to complete the following sub-tasks: (1) Given an exercise and its relevant content, select or write out the knowledge it examines in fine-grained concepts; (2) Given the exercises in a same chapter, select or write out the medium-level concept to integrate them; (3) Given the exercises and videos in a same course, refine or write out an appropriate high-level concept to summarize the skill of this course. These multi-level annotations of concepts can be utilized to build a concept graph with a clear hierarchy.

Quality Control. Each term of data is assigned to two annotators for double checking. When merging fine-grained concepts provided by two annotators, we adopt the following strategy for quality assurance. For the *Selected* concepts from the given candidates, we preserve the concept only if the two provided results are perfectly matched. For the *Written* concepts, we preserve two types of them: a) they are perfectly matched; b) their semantic similarity is over 0.8 and has a long common sub-sequence. In practice, after the merging guided by the above standards, we supplement with an expert annotation to refine and confirm the final results. We also monitor quality by calculating that the average consistency of the fine-grained concept labeling data across all courses is 0.673 (> 0.6), which indicates that the quality of the results is credible.

3.3 Cognitive Exercise Labeling

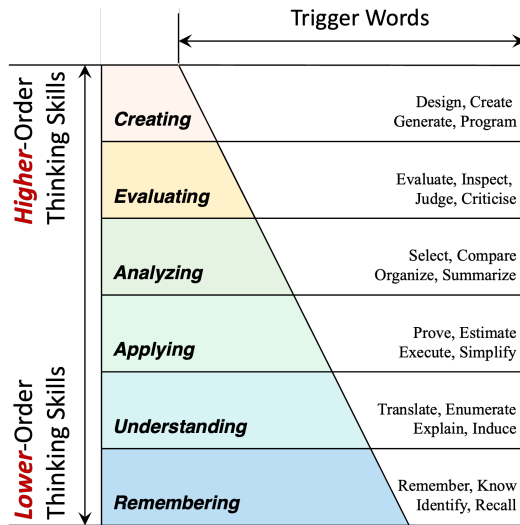
The cognitive process of student learning is a rising feature in recent methods [2, 34], involving the difficulty of learning resources, students’ cognitive patterns, etc. As there are no empirical attempts to label such features, we plan to take ingestion experience from widely accepted cognitive theories to provide a professional starting point for subsequent cognitive labeling. With the participation of experts in educational science (as co-authors of this paper), we decide to start with *Bloom Cognitive Taxonomy* [17], one of the most fundamental theories of modern educational cognition, as our labeling reference for subsequent annotations.

3.3.1 Bloom Cognitive Taxonomy Annotation. In *Bloom Cognitive Taxonomy* (which was refined in 2001), a student’s learning can be divided into six progressive levels as shown in Figure 3: (1) *Remembering*. The retention of specific, discrete pieces of information like facts and definitions or methodology. (2) *Understanding*. The grasp of the meaning of a certain concept or instructional material. (3) *Applying*. In this level, a student can use the information in a new (but similar) situation. (4) *Analyzing*. A student can take apart the

Table 1: A demonstration of student exercise behavior in MocoRadar. The example shows the exercise behavior of student U_309 in course *Introduction to Economics* and *Machine Learning*. Blue phrases are the annotated multi-level concepts.

UserId	Course	ChapterId	ExerciseId	Content	Option	Cognitive	Answer	Score	Time
U_309	Introduction to Economics	Ch_6145	Ex_12138	The research objects of <i>Microeconomics</i> include: ()	A: 'Single Customer', B: 'Single Producer', C: 'Single Market', D: ' <i>Price Theory</i> '	2: Understanding	Ref: ABC User: AC	1	2020-07-18 15:03:48
		Ch_6145	Ex_12145	The starting point of <i>Western Economic</i> research is ()	A: ' <i>Rareness</i> ', B: 'Desire', C: 'Demand', D: 'Supply'	1: Remembering	Ref: A User: C	0	2020-07-18 15:04:11

	<i>Machine Learning</i>	Ch_1129	Ex_26580	When k is different, the test results of <i>KNN algorithm</i> may be the same.	A: 'True', B: 'False'	3: Applying	Ref: A User: A	2	2020-09-07 17:46:46

**Figure 3: Bloom Cognitive Taxonomy. The trigger words are extracted via text mining and used as guidance in annotation.**

known and identify relationships. (5) *Evaluating*. One can examine the information and make a judgment. (6) *Creating*. Based on knowledge, one can create something new.

Despite the fact that the current assessment exercises are designed to estimate students' cognitive levels, it is still challenging to annotate a certain level of an exercise question without guidance. Therefore, we follow the suggestions from pedagogy and conduct text mining to determine a series of representative verbs for each cognitive level. Based on these trigger words, annotators are required to label each of exercise to the highest cognitive level.

3.3.2 Quality Verification. Each of the cognition-level labeling tasks is also assigned to two annotators. If there are inconsistencies

Table 2: The statistics of the diverse data in MocoRadar. Filter Rate indicates the proportion of relevant content in raw data that is filtered out due to quality control.

Item	Category	Amount	Filter Rate
Exercise	Single	1,598	66.3%
	Multi	915	58.2%
Student	-	14,224	91.6%
Concept	Coarse	120	-
	Middle	580	-
	Fine	5,600	-
Cognitive	-	2,513	-
Behavior	Exercising	1,752,319	95.0%
	Learning	10,962,807	93.5%

in the merging process, we handle them in two categories: For the gaps of 1 level or less, we take the larger of these values, as it partially examines the student's higher-order thinking. For the gaps of more than 2 levels, we request a re-labeling and assign a third expert to make the determination. Finally, we also performed a consistency test. The consistency mean of the cognitive level labeling on all courses is 0.738, which indicates that the quality of cognitive labeling is even better than concept annotation. After matching with the student data, the interception of a standard sequence of student behaviors in our data is shown in Table 1.

3.4 Availability

Researchers can get access to our repository on <https://github.com/THU-KEG/MOOC-Radar>. To facilitate the usage of data, we perform aggregation of multiple types of data and expose a series of tools with codes to simplify querying and supplementation. Specifically, there are three major components in the published repository:

- **Multiple Datasets.** As the exercising data can be associated with multi-level knowledge components (course, chapter, fine-grained

Table 3: The comparison of the existing educational datasets. *Seq.Length*, *Density* and *Activity* correspond to the average length of students’ exercising sequences, the quotient of the number of the datasets’ concepts and exercises, and learning behaviors.

Dataset	Exercise-aspect Info.			Concept-aspect Info.			Cognitive Info.		Manual Annotation
	Seq.Length	Content	Structure	Amount	Density	Graph	Level	Activity	
ASSISTments2009	82.2	✗	✗	123	0.004	✗	✗	✗	Yes
ASSISTments2012	131.2	✗	✗	265	0.001	✗	✗	✗	Yes
ASSISTments2015	35.4	✗	✗	✗	✗	✗	✗	✗	No
Junyi Academy	104.6	✓	✓	41	0.056	✗	✗	✗	No
Simulated-5	50.0	✗	✗	5	0.100	✗	✗	✗	No
Algebra 2005-2006	141.5	✗	✗	523	0.103	✗	✗	✗	No
STATICS2011	107.8	✓	✗	85	0.069	✗	✓	✗	No
EdNet-KT	121.5	✓	✓	293	0.014	✗	✗	✓	No
MoocRadar	123.2	✓	✓	5,600	2.228	✓	✓	✓	Yes

concept) and other learning behaviors, we propose (1) the raw data with annotation, (2) cleaned exercising behavior records with different concept granularity, and (3) mixed student behavior of exercising and video watching, which can support knowledge tracing, learning recommendation, and other relevant tasks.

• **Easy-to-use Toolkit.** Meanwhile, we prepare a toolkit consisting of 12 frequently used querying functions and APIs for convenient information retrieval and data structure construction. By combining multiple tools, developers can perform more complex queries and build more datasets according to their needs.

• **Reproduction Models.** We conduct several expert annotation stages and propose some models (such as the self-trained concept extraction). Therefore, we present the detailed annotation guidance and the source code of the model on the open page, which can support the reproduction and further extension of our repository.

We are continuing our work on the expert annotation for more disciplines and planning the introduction of more cognitive theories. Our repository will be continuously updated to follow these efforts. Moreover, we also conduct technical improvements of concept extraction tools as discussed in Section 3.2.

4 DATA ANALYSIS

In this section, we present the characteristics of our repository by analyzing its data statistics and distributions.

Statistics. Table 2 shows the detailed statistics of the diverse data in MoocRadar. Under strict data quality control, MoocRadar removes most of the unusable raw data and retains a sufficient amount of high-quality data (including multiple levels of knowledge) to support model training and evaluation. It’s worth noting that behavior is the most filtered item, especially the exercising behaviors within it (with a 95.0% filter rate).

Comparison with other datasets. We select several types of famous education datasets for comparison, including 1) ASSIST datasets (2009, 2012, 2015) [12, 28]; 2) Public Challenges, *i.e.*, Junyi Academy [32], Simulated-5 [31], KDDcup Algebra 2005-2006 [36]; 3) Open Repositories, *i.e.*, STATIC2011 [16], EdNET-KT [8]. We do not list the data source MOOCubeX [46] in this comparison.

We compare the various data sets respectively in terms of exercise, concept, and cognition in Table 3. Overall, MoocRadar preserves the best data coverage of beneficial information, especially the most extensive knowledge concepts. Furthermore, we calculate two statistical features to present the usability of our repository. For the average length of students’ exercising behaviors (*Seq.Length*), MoocRadar is competitive with most of the current datasets. For the concept density of the exercises (*Density*), MoocRadar has significant advantages over other existing datasets, *i.e.*, each exercise corresponds to an average of 2.228 new concepts. Meanwhile, although many of the existing datasets have a large amount of raw data, they do require improvement in terms of information provision, concept granularity, etc., for supporting explorations.

Exercising Behaviors and Concepts. We also present the distributions of exercises and the corresponding behaviors in Figure 4. From the observation, we can infer three features of our repository. First, most of the students have more than 60 in exercising behaviors in our repository. According to the length of the behavioral sequence, students can be divided into two main groups, *i.e.*, 60 – 100 and 150 – 200, and there is even a small group of students that complete over 300 exercises, which again demonstrates the richness of the learning behavior in the dataset. Second, the correct rate is appropriately controlled. After the filtering of student behaviors, the correctness of students’ exercising is kept between 0.6 and 0.75, following a normal distribution. This indicates that cheating and other anomalies are effectively controlled, which mitigates the overfitting of existing models. Third, we calculate each exercise’s relevant exercises according to the concept sharing, as shown in Figure 4 (c). Most of the exercises are linked by concepts to 2 – 20 other exercises, thus building a graph of exercises with an appropriate density. In general, MoocRadar’s exercise data is of high quality and appropriately distributed.

Cognitive Level Distribution. We also present the students’ behavior over the six cognitive levels in Figure 5. From the statistics, we observe that most of the current student behaviors remain at a lower level (*e.g.*, *Remembering* and *Understanding*), occupying 70.0% of the total amount. Except for the remembering level, the behavior amount decreases as the cognitive level rises, following the common assumption from pedagogy [27]. Meanwhile, there are still many exercises that have only been completed by some students,

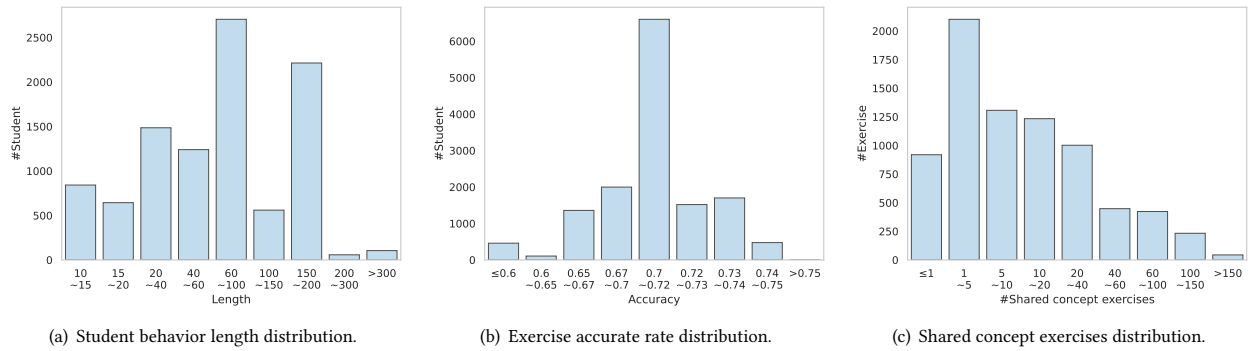


Figure 4: The data distribution of exercises and the corresponding behaviors.

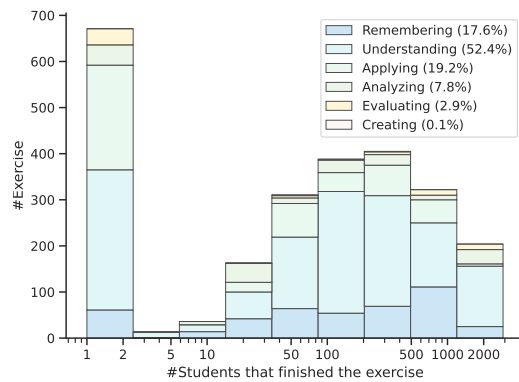


Figure 5: Stacked distribution of six cognitive levels' exercising behaviors of students.

while the remaining exercises have been completed by a normal distribution of students. The highest-order creating accounts for only 0.1% of the total, which may be due to the fact that the available data is mainly multiple-choice. In subsequent updates, we should add subjective questions to enrich the data types.

5 EXPERIMENT

In this section, we conduct primary experiments of both Knowledge Tracing and Cognitive Diagnosis to investigate the potential usage directions of the introduced features on our repository.

5.1 Experimental Settings

5.1.1 Dataset. We select the datasets with different concept granularity as the central experiment data basis. Meanwhile, we select the coarse-grained datasets with cognitive labels and video-watching behaviors as side information to further explore the effectiveness. In general, the datasets involve multi-level concepts (Coarse: 120, Middle: 580, Fine: 5600), 2, 513 exercises, and 1,752, 319 behaviors. All the 6 types of cognitive labels and over 6,567 videos are utilized as side information when improving the methods.

5.1.2 Baselines. We produce several representative baselines on our datasets to observe primary results with the help of two public repositories: EduKTM² [21] and EduCDM³ [38, 41].

For *Knowledge Tracing* (KT) setting, we select (1) **DKT** [31]: A RNN-based early method that introduce neural networks into this task. (2) **DKT+** [44]: A refined KT method that considers the performance consistency. (3) **DKVMN** [48]: This method utilize a dynamic memory network to model students' behavior.

For *Cognitive Diagnosis* (CD) setting, we select (1) **MIRT** [5]: A multi-dimension IRT method that can be applied in more environment. (2) **GDIRT** [11]: A refined traditional IRT method that employs gradient descent. Note that the prior two are based on conventional linear regression. (3) **NCDM** [41]: A famous adaption of neural networks in the cognitive diagnosis task.

5.2 Result Analysis

5.2.1 Main Result. The overall performance is shown in Table 4. Based on these results, we can infer some characteristics of our repository and discuss several major observations that may indicate the future directions of this topic.

First, MoocRadar can support diverse models of different topics and architectures (RNN, Regression, Transformer, Memory Network), which presents the convenience and usability of our repository. Meanwhile, as MoocRadar provides multi-level concepts, researchers can estimate their models' performance from more aspects and conduct more types of investigations.

Second, the performance of all models is improved when finer-grained concepts are used, which indicates the effectiveness of such annotation. One possible reason is that fine-grained concepts help the model better understand and explain student performance, while coarse-grained labeling sometimes confuses the model (students' inconsistent performance under the same coarse concepts is actually due to entirely different fine-grained knowledge).

Third, some of the conventional methods (e.g., DKT, MIRT) are not adaptable to fine-grained concept settings (due to excessive time and memory overhead), suggesting that recent attempts in the AI domain are essential. However, it is worth noting that the traditional method can still achieve quite competitive performance

²<https://github.com/bigdata-ustc/EduKTM>

³<https://github.com/bigdata-ustc/EduCDM>

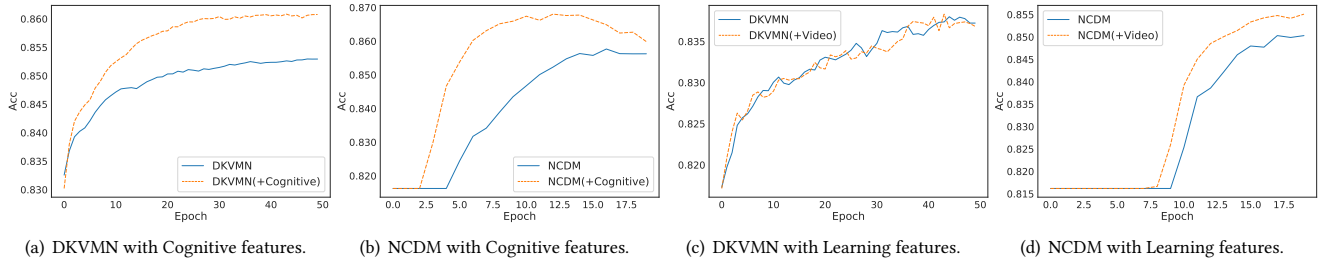


Figure 6: The improved performance curve over training epochs of DKVMN and NCDM models.

Table 4: Results of knowledge tracing (KT) and cognitive diagnosis (CD) models with different concept granularity. “/” means the performance is not applicable under this setting.

Setting	Method	Concept	AUC	ACC
KT	DKT	Coarse	0.815	0.831
		Middle	0.848 (+0.033)	0.851 (+0.020)
		Fine	/	/
	DKT+	Coarse	0.727	0.790
		Middle	0.741 (+0.014)	0.819 (+0.029)
		Fine	0.842 (+0.075)	0.844 (+0.054)
DKVMN	Coarse	0.836	0.835	
	Middle	0.863 (+0.027)	0.850 (+0.006)	
	Fine	0.876 (+0.040)	0.862 (+0.027)	
CD	MIRT	Coarse	0.849	0.853
		Middle	/	/
		Fine	/	/
	GDIRT	Coarse	0.799	0.789
		Middle	0.832 (+0.033)	0.836 (+0.047)
		Fine	0.882 (+0.083)	0.867 (+0.078)
NCDM	Coarse	0.816	0.837	
	Middle	0.871 (+0.055)	0.853 (+0.016)	
	Fine	0.885 (+0.069)	0.868 (+0.029)	

(e.g., GDIRT), which indicates that future research can continue to consider the combination of “traditional cognitive theory” and “advanced AI models” paradigm to advance the field.

5.2.2 *Model Improvement.* Except for the fine-grained concepts, we conduct some attempts to improve existing models with cognitive labels and other learning behaviors. For the cognitive levels, we build a one-hot embedding and combine this as a new feature in the embedding layer to adjust the model. For the learning behaviors, we select the most recent five behaviors to form a sequence and then employ a learning behavior pre-training model [50] to obtain the embedding of it for extending the existing models.

Figure 6 presents the performance (in terms of accuracy) of the improvement of DKVMN and NCDM, which are the top-performing models in the main experiments. We can observe that both of the two models are improved with the help of such side information, which can be summarized as: (1) The cognitive labels can effectively improve the models, which cover the whole process from the beginning to the convergence of training. Meanwhile, in addition to numerical boosts, adding this type of information can accelerate the convergence of the model, and it is also beneficial to the model’s

training stability. (2) The learning activities contribute to some of the models in a positive way after plausible modeling. Compared with cognitive labels, these data with raw noise do not enhance the stability of the model but still perform a lifting for learning-aware models (e.g., NCDM considers the learning difficulty). (3) The preliminary experimental results are based on the automatically calculated *Accuracy*, which is a rather basic and general metric in all machine learning tasks.

6 IMPACT

For the *researchers in AI-driven Education*, MoocRadar provides a solid experimental basis to support the explorations of advanced models and methods. Recently, researchers have focused on many directions for improvement (e.g., concept relationships [7], exercise structures [26], cognitive processes [2]), and MoocRadar can effectively facilitate the implementation of these ideas, especially for those research processes previously limited by data. Meanwhile, MoocRadar extends the existing task setting by introducing the cognitive levels, which may inspire researchers to introduce more cognitive science theories and enrich the student modeling task.

For the *developers of Intelligent Education Applications*, MoocRadar can play a more positive role and provides analytical insights for building more attractive educational products. The fine-grained concepts and cognitive levels in MoocRadar can be utilized as golden labels when a platform plans to conduct similar annotation on its own data [47]. Furthermore, MoocRadar can serve as a fair benchmark for evaluating the pre-develop models of knowledge tracing, cognitive diagnosis, and learning recommendation.

Furthermore, MoocRadar is also a repository for researchers from *Pedagogy* and *Education Science* to conduct detailed analyses on online learning. In the mainstream trend of convergence between online and offline education [24], we hope MoocRadar can bring the experience of how to build an open and high-quality data bridge of AI techniques and educational research.

7 CONCLUSION

In this paper, we present MoocRadar, a fine-grained and multi-aspect knowledge repository that consists of 2, 513 exercises, 5, 600 concepts, and 14, 224 students’ 12, 715, 126 behavioral records for improving cognitive student modeling in MOOCs. Specifically, we host a construction framework and a series of standards for supporting the abundant expert annotation of fine-grained concepts and cognitive levels. We conduct statistical and experimental investigations on MoocRadar. The results show that our repository contains

a high coverage of beneficial information and an appropriate distribution of data, while the provided rich features can indeed improve the current models with different architectures. The repository is now publicly available with a toolkit, which offers convenient access to our data for relevant researchers and developers.

Acknowledgement

This research project is supported by a grant from the Institute for Guo Qiang, Tsinghua University (2019GQB0003). Jie Tang is supported by NSFC distinguished young scholars (61825602). This research is also supported by National Natural Science Foundation of China (Grant No.62276154) and (Grant No.62277034).

REFERENCES

- [1] Ghodai Abdelrahman and Qing Wang. 2019. Knowledge tracing with sequential key-value memory networks. In *Proceedings of the 42nd international ACM SIGIR conference on research and development in information retrieval*. 175–184.
- [2] Ghodai Abdelrahman, Qing Wang, and Bernardo Pereira Nunes. 2022. Knowledge tracing: A survey. *Comput. Surveys* (2022).
- [3] John R Anderson, C Franklin Boyle, and Brian J Reiser. 1985. Intelligent tutoring systems. *Science* 228, 4698 (1985), 456–462.
- [4] Sahan Bulathwela, Maria Perez-Ortiz, Emine Yilmaz, and John Shawe-Taylor. 2020. Truelearn: A family of bayesian algorithms to match lifelong learners to open educational resources. In *Proceedings of the AAAI Conference on Artificial Intelligence*, Vol. 34. 565–573.
- [5] R Philip Chalmers. 2012. mirt: A multidimensional item response theory package for the R environment. *Journal of statistical Software* 48 (2012), 1–29.
- [6] Mingzhi Chen, Quanlong Guan, Yizhou He, Zhenyu He, Liangda Fang, and Weiqi Luo. 2022. Knowledge Tracing Model with Learning and Forgetting Behavior. In *Proceedings of the 31st ACM International Conference on Information & Knowledge Management*. 3863–3867.
- [7] Penghe Chen, Yu Lu, Vincent W Zheng, and Yang Pian. 2018. Prerequisite-driven deep knowledge tracing. In *2018 IEEE International Conference on Data Mining (ICDM)*. IEEE, 39–48.
- [8] Youngduck Choi, Youngnam Lee, Dongmin Shin, Junghyun Cho, Seoyon Park, Seewoo Lee, Jineon Baek, Chan Bae, Byungsoo Kim, and Jaewe Heo. 2020. Ednet: A large-scale hierarchical dataset in education. In *Artificial Intelligence in Education: 21st International Conference, AIED 2020, Ifrane, Morocco, July 6–10, 2020, Proceedings, Part II 21*. Springer, 69–73.
- [9] Konstantina Chrysafiadi and Maria Virvou. 2013. Student modeling approaches: A literature review for the last decade. *Expert Systems with Applications* 40, 11 (2013), 4715–4729.
- [10] Albert T Corbett and John R Anderson. 1994. Knowledge tracing: Modeling the acquisition of procedural knowledge. *User modeling and user-adapted interaction* 4 (1994), 253–278.
- [11] Susan E Embretson and Steven P Reise. 2013. *Item response theory*. Psychology Press.
- [12] Mingyu Feng, Neil Heffernan, and Kenneth Koedinger. 2009. Addressing the assessment challenge with an online system that tutors as it assesses. *User modeling and user-adapted interaction* 19 (2009), 243–266.
- [13] Wenzheng Feng, Jie Tang, and Tracy Xiao Liu. 2019. Understanding dropouts in MOOCs. In *Proceedings of the AAAI Conference on Artificial Intelligence*, Vol. 33. 517–524.
- [14] Yuxian Gu, Xu Han, Zhiyuan Liu, and Minlie Huang. 2022. PPT: Pre-trained Prompt Tuning for Few-shot Learning. In *Proceedings of the 60th Annual Meeting of the Association for Computational Linguistics (Volume 1: Long Papers)*. 8410–8423.
- [15] Jacob Devlin Ming-Wei Chang Kenton and Lee Kristina Toutanova. 2019. BERT: Pre-training of Deep Bidirectional Transformers for Language Understanding. In *Proceedings of NAACL-HLT*. 4171–4186.
- [16] Kenneth R Koedinger, Ryan SJD Baker, Kyle Cunningham, Alida Skogsholm, Brett Leber, and John Stamper. 2010. A data repository for the EDM community: The PSLC DataShop. *Handbook of educational data mining* 43 (2010), 43–56.
- [17] David R Krathwohl. 2002. A revision of Bloom’s taxonomy: An overview. *Theory into practice* 41, 4 (2002), 212–218.
- [18] Wonsung Lee, Jaeyoon Chun, Youngmin Lee, Kyoungsoo Park, and Sungrae Park. 2022. Contrastive learning for knowledge tracing. In *Proceedings of the ACM Web Conference 2022*. 2330–2338.
- [19] Irene Li, Alexander R Fabbri, Robert R Tung, and Dragomir R Radev. 2019. What should i learn first: Introducing lecturebank for nlp education and prerequisite chain learning. In *Proceedings of the AAAI Conference on Artificial Intelligence*, Vol. 33. 6674–6681.
- [20] Qi Liu, Zhenya Huang, Yu Yin, Enhong Chen, Hui Xiong, Yu Su, and Guoping Hu. 2019. Ekt: Exercise-aware knowledge tracing for student performance prediction. *IEEE Transactions on Knowledge and Data Engineering* 33, 1 (2019), 100–115.
- [21] Qi Liu, Shuanghong Shen, Zhenya Huang, Enhong Chen, and Yonghe Zheng. 2021. A survey of knowledge tracing. *arXiv preprint arXiv:2105.15106* (2021).
- [22] Qi Liu, Shiwei Tong, Chuanren Liu, Hongke Zhao, Enhong Chen, Haiping Ma, and Shijin Wang. 2019. Exploiting cognitive structure for adaptive learning. In *Proceedings of the 25th ACM SIGKDD International Conference on Knowledge Discovery & Data Mining*. 627–635.
- [23] Yiming Mao, Bin Xu, Jifan Yu, Yifan Fang, Jie Yuan, Juanzi Li, and Lei Hou. 2021. Learning behavior-aware cognitive diagnosis for online education systems. In *Data Science: 7th International Conference of Pioneering Computer Scientists, Engineers and Educators, ICPCSEE 2021, Taiyuan, China, September 17–20, 2021, Proceedings, Part II 7*. Springer, 385–398.
- [24] Shailendra Palvia, Prageet Aeron, Parul Gupta, Diptiranjana Mahapatra, Ratri Parida, Rebecca Rosner, and Sumita Sindhi. 2018. Online education: Worldwide status, challenges, trends, and implications. , 233–241 pages.
- [25] Liangming Pan, Chengjiang Li, Juanzi Li, and Jie Tang. 2017. Prerequisite relation learning for concepts in moocs. In *Proceedings of the 55th Annual Meeting of the Association for Computational Linguistics (Volume 1: Long Papers)*. 1447–1456.
- [26] Shalini Pandey and Jaideep Srivastava. 2020. RKT: relation-aware self-attention for knowledge tracing. In *Proceedings of the 29th ACM International Conference on Information & Knowledge Management*. 1205–1214.
- [27] Alexandros Paramythis and Susanne Loidl-Reisinger. 2003. Adaptive learning environments and e-learning standards. In *Second european conference on e-learning*, Vol. 1. 369–379.
- [28] Zachary A Pardos, Ryan SJD Baker, Maria OCZ San Pedro, Sujith M Gowda, and Supreeth M Gowda. 2013. Affective states and state tests: Investigating how affect throughout the school year predicts end of year learning outcomes. In *Proceedings of the third international conference on learning analytics and knowledge*. 117–124.
- [29] Minlong Peng, Xiaoyu Xing, Qi Zhang, Jinlan Fu, and Xuan-Jing Huang. 2019. Distantly Supervised Named Entity Recognition using Positive-Unlabeled Learning. In *Proceedings of the 57th Annual Meeting of the Association for Computational Linguistics*. 2409–2419.
- [30] Huy Phuong Phan. 2010. Students’ academic performance and various cognitive processes of learning: An integrative framework and empirical analysis. *Educational Psychology* 30, 3 (2010), 297–322.
- [31] Chris Piech, Jonathan Bassen, Jonathan Huang, Surya Ganguli, Mehran Sahami, Leonidas J Guibas, and Jascha Sohl-Dickstein. 2015. Deep knowledge tracing. *Advances in neural information processing systems* 28 (2015).
- [32] Chen Pojen, Hsieh Mingren, and Tsai Tzuyang. 2020. Junyi Academy Online Learning Activity Dataset: A large-scale public online learning activity dataset from elementary to senior high school students. *Dataset available from https://www.kaggle.com/junyiacademy/learning-activity-public-dataset-by-junyi-academy* (2020).
- [33] Joseph Psotka, Leonard Daniel Massey, and Sharon A Mutter. 1988. *Intelligent tutoring systems: Lessons learned*. Psychology Press.
- [34] Shuanghong Shen, Qi Liu, Enhong Chen, Zhenya Huang, Wei Huang, Yu Yin, Yu Su, and Shijin Wang. 2021. Learning process-consistent knowledge tracing. In *Proceedings of the 27th ACM SIGKDD conference on knowledge discovery & data mining*. 1452–1460.
- [35] Shuanghong Shen, Qi Liu, Enhong Chen, Han Wu, Zhenya Huang, Weihao Zhao, Yu Su, Haiping Ma, and Shijin Wang. 2020. Convolutional knowledge tracing: Modeling individualization in student learning process. In *Proceedings of the 43rd International ACM SIGIR Conference on Research and Development in Information Retrieval*. 1857–1860.
- [36] J Stamper, A Niculescu-Mizil, S Ritter, GJ Gordon, and KR Koedinger. 2010. Challenge data set from KDD Cup 2010 Educational Data Mining Challenge. (2010).
- [37] Shiwei Tong, Qi Liu, Wei Huang, Zhenya Huang, Enhong Chen, Chuanren Liu, Haiping Ma, and Shijin Wang. 2020. Structure-based knowledge tracing: An influence propagation view. In *2020 IEEE international conference on data mining (ICDM)*. IEEE, 541–550.
- [38] Shiwei Tong, Qi Liu, Runlong Yu, Wei Huang, Zhenya Huang, Zachary A Pardos, and Weijie Jiang. 2021. Item Response Ranking for Cognitive Diagnosis.. In *IJCAI*. 1750–1756.
- [39] Kurt VanLehn. 1988. Student modeling. *Foundations of intelligent tutoring systems* 55 (1988), 78.
- [40] Shanshan Wan and Zhendong Niu. 2019. A hybrid e-learning recommendation approach based on learners’ influence propagation. *IEEE Transactions on Knowledge and Data Engineering* 32, 5 (2019), 827–840.
- [41] Fei Wang, Qi Liu, Enhong Chen, Zhenya Huang, Yuying Chen, Yu Yin, Zai Huang, and Shijin Wang. 2020. Neural cognitive diagnosis for intelligent education systems. In *Proceedings of the AAAI conference on artificial intelligence*, Vol. 34. 6153–6161.
- [42] Pengfei Wang, Yu Fan, Long Xia, Wayne Xin Zhao, ShaoZhang Niu, and Jimmy Huang. 2020. KERL: A knowledge-guided reinforcement learning model for sequential recommendation. In *Proceedings of the 43rd International ACM SIGIR conference on research and development in Information Retrieval*. 209–218.

- [43] Meng Xia, Mingfei Sun, Huan Wei, Qing Chen, Yong Wang, Lei Shi, Huamin Qu, and Xiaojuan Ma. 2019. Peerlens: Peer-inspired interactive learning path planning in online question pool. In *Proceedings of the 2019 CHI conference on human factors in computing systems*. 1–12.
- [44] Chun Kit Yeung and Dit Yan Yeung. 2018. Addressing two problems in deep knowledge tracing via prediction-consistent regularization. In *Proceedings of the 5th ACM Conference on Learning @ Scale*. ACM, 5:1–5:10.
- [45] Jifan Yu, Gan Luo, Tong Xiao, Qingyang Zhong, Yuquan Wang, Wenzheng Feng, Junyi Luo, Chenyu Wang, Lei Hou, Juanzi Li, et al. 2020. MOOCube: a large-scale data repository for NLP applications in MOOCs. In *Proceedings of the 58th annual meeting of the association for computational linguistics*. 3135–3142.
- [46] Jifan Yu, Yuquan Wang, Qingyang Zhong, Gan Luo, Yiming Mao, Kai Sun, Wenzheng Feng, Wei Xu, Shulin Cao, Kaisheng Zeng, et al. 2021. MOOCubeX: a large knowledge-centered repository for adaptive learning in MOOCs. In *Proceedings of the 30th ACM International Conference on Information & Knowledge Management*. 4643–4652.
- [47] Jifan Yu, Xiaohan Zhang, Yifan Xu, Xuanyu Lei, Xinyu Guan, Jing Zhang, Lei Hou, Juanzi Li, and Jie Tang. 2022. XDAI: A Tuning-free Framework for Exploiting Pre-trained Language Models in Knowledge Grounded Dialogue Generation. In *Proceedings of the 28th ACM SIGKDD Conference on Knowledge Discovery and Data Mining*. 4422–4432.
- [48] Jiani Zhang, Xingjian Shi, Irwin King, and Dit-Yan Yeung. 2017. Dynamic key-value memory networks for knowledge tracing. In *Proceedings of the 26th international conference on World Wide Web*. 765–774.
- [49] Bowen Zhao, Jiuding Sun, Bin Xu, Xingyu Lu, Yuchen Li, Jifan Yu, Minghui Liu, Tingjian Zhang, Qiuyang Chen, Hanming Li, et al. 2022. EDUKG: a Heterogeneous Sustainable K-12 Educational Knowledge Graph. *arXiv preprint arXiv:2210.12228* (2022).
- [50] Qingyang Zhong, Jifan Yu, Zheyuan Zhang, Yiming Mao, Yuquan Wang, Yankai Lin, Lei Hou, Juanzi Li, and Jie Tang. 2022. Towards a General Pre-training Framework for Adaptive Learning in MOOCs. *arXiv preprint arXiv:2208.04708* (2022).
- [51] Yutao Zhu, Jian-Yun Nie, Kun Zhou, Pan Du, Hao Jiang, and Zhicheng Dou. 2021. Proactive retrieval-based chatbots based on relevant knowledge and goals. In *Proceedings of the 44th International ACM SIGIR Conference on Research and Development in Information Retrieval*. 2000–2004.