

Diba: A Re-configurable Stream Processor

Mohammadreza Najafi[†], Thamir M. Qadah[‡], Mohammad Sadoghi^{†‡}, Hans-Arno Jacobsen^{†‡}

Technical University of Munich[†], Umm Al-Qura University[‡]

Exploratory Systems Lab & University of California - Davis^{†‡}, Middleware Systems Research Group^{†‡}

Abstract—Stream processing acceleration is driven by the continuously increasing volume and velocity of data generated on the Web and the limitations of storage, computation, and power consumption. Hardware solutions provide better performance and power consumption, but they are hindered by the high research and development costs and the long time to market. In this work, we propose our re-configurable stream processor (Diba), a complete rethinking of a previously proposed customized and flexible query processor that targets real-time stream processing. Diba uses a unidirectional dataflow not dedicated to any specific type of query (operator) on streams, allowing a straightforward placement of processing components on a general data path that facilitates query mapping. In Diba, the concepts of the distribution network and processing components are implemented as two separate entities connected using generic interfaces. This approach allows the adoption of a versatile architecture for a family of queries rather than forcing a rigid chain of processing components to implement such queries. Our experimental evaluations of representative queries from TPC-H yielded processing times of 300, 1220, and 3520 milliseconds for data streams with scale factor sizes of one, four, and ten gigabytes, respectively.

Index Terms—Dataflow Architectures, Hardware Architecture, Multiple Data Stream Architectures



1 INTRODUCTION

Digital technology is growing at a rapid pace. This growth has occurred not only due to the number of connected devices but also in terms of the velocity and volume of the collected data, bringing forward many challenges and opportunities [1], [2], [3], [4], [5].

On the positive side, a large part of the information in the digital world is uncritical and transient [6] (e.g., records of calls). In practice, we overlook less important data because of limitations on storage and processing technology. This situation has spawned the need for real-time stream analysis and similar concepts.

Another example of these limitations, we refer to the square kilometer array (SKA), a large radio telescope project planned for construction in Australia, New Zealand, and South Africa. It will have a total collection area of approximately one square kilometer. The SKA will collect in excess of an exabyte of data per day [7]. Research is already underway on how to handle such a large volume of data, such as approaches to the real-time detection of binary pulsars [8]. Such data handling processes require fast pre-processing techniques to extract valuable features to improve the efficiency of the data analytic pipeline. These features, owing to the reduced volume, can be stored and trivially reprocessed later.

The storage and processing limitations, as well as the remarkable shift toward *Big Data*, present an exciting opportunity to study the interplay of software and hardware. This can help us understand the advantages and disadvantages of the current hardware and software co-design space for distributed systems, which must be fully explored before resorting to specialized systems such as application-specific integrated circuits (ASIC), field-programmable gate arrays (FPGAs), and graphics processing units (GPUs). Each hardware accelerator has a unique performance profile with enormous potential to compete with software solutions or complement them [9], [10] in many novel applications such as blockchain consensus [11] and graph processing [12].

The adoption of hardware accelerators, particularly FPGAs, is gaining momentum in industry and academia. Cloud providers like Amazon are building new distributed infrastructures that

offer FPGAs¹ connected to general-purpose processors (CPUs) using a PCIe connection [13]. Furthermore, the deployed FPGAs share the same memory address space with CPUs, which can spawn new applications of FPGAs using co-placement and co-processor strategies. Microsoft’s configurable cloud [14] also uses a layer of FPGAs between network switches and servers to filter and manipulate dataflows at line rate. Another prominent deployment example is IBM’s FPGA-based acceleration within the SuperVessel OpenPOWER development cloud [15]. Google’s tensor processing unit (TPU), designed for distributed machine learning workloads, is also gaining traction in its data centers, although current TPUs are based on ASIC chips [16].

Many solutions in stream processing have been developed in recent years, such as [17], [18], [19], [20], [21], [22], [23], [24], which are primarily software approaches, and [25], [26], [27], [28], [29], [30], which also benefit from hardware utilization. However, many of these approaches provide either no support or only limited support for hardware acceleration. The main reason for this limitation is the complex and time-consuming process of hardware design, development, and adoption, which even renders the hardware solutions out of reach, which is further exacerbated by constant demand to evolve and expand the application requirements [31].

Existing proposals (e.g., [25], [27], [29], [32], [33], [34]) aim to reduce the complexity of hardware design by providing a library of building blocks to synthesize query evaluation pipelines. However, in [25], their proposal is restricted to single query execution pipeline synthesis and does not allow the synthesis of multiple query execution pipelines, while [27], [29], [32], [34] do not support the data stream query processing model with sliding window semantics.

Thus, we advocate for a single system design and implementation framework that supports the following requirements to allow efficient and high-performant query processing over big data streams:

1. Xilinx UltraScale+ VU9P fabricated using a 16 nm process, and with approximately 2.5 million logic elements and 6,800 digital signal processing (DSP) engines.

Efficient unidirectional on-chip dataflow. Existing work for data stream query processing either do not address the on-chip communication challenges (e.g., [35]) or use a complex approach that requires additional buffering and bidirectional stream flows for on-chip correct communication (e.g., [36], [37]).

Modular architecture and components. System modularity facilitates the reduction of the design and implementation complexity of hardware systems. A framework having modular components for computation and communication can support rapid prototyping to meet application demands. Many of the existing proposals for query processing in hardware lack this aspect (e.g., [38], [39], [40]). Furthermore, having a modular architecture simplifies synthesizing, deploying and executing multiple queries over data streams in hardware. Existing modular systems do not support running multiple queries concurrently (e.g. [25]).

Online Reconfigurability. Many of the existing stream processing systems do not allow online reconfiguration of synthesized queries (e.g., [25]). While supporting predetermined queries is useful in some application domains, having the ability to reconfigure query processing during operation is highly desirable to help applications adapt to changing workload characteristics.

To satisfy the above requirements, we propose Diba, a reconfigurable stream processing framework for designing and implementing query processing engines over data streams in hardware. Diba leverages a stream-aware network-on-chip design, a comprehensive library of hardware components, and simple interface and methodology to customize or add the components. Diba uses a unidirectional communication flow to eliminate redundant buffering for efficient communication. Moreover, the modular architecture of Diba supports constructing stream query processing engines with various degrees of flexibility that allows for fine-grained and coarse-grained adjustments for specific applications. Diba includes a library of programmable components that can be customized for more efficient processing and communication and workload adaptation. Computational components include all necessary stream query operators such as projection, selection, join, grouping and aggregation. Furthermore, Diba simplifies the deployment of multiple queries that are executed concurrently in hardware and supports online reconfigurations of deployed queries. The contributions of this paper can be summarized as follows:

- we propose Diba and discuss its key concepts including our proposal for unidirectional dataflow for efficient on-chip communication;
- we introduce the modular design and architecture for computational and communication components of Diba;
- we provide an efficient component library that includes various components that can be used as building blocks for creating stream query processing engines;
- we introduce new architectures for the hash-based stream join operator (HB-SJ) which enables fast equi-join processing, as well as for *Aggregation*, and *GroupBy* operators;
- we evaluate representative queries from standard benchmarks (e.g., TPC-H) on a prototype implementation of Diba.

The remainder of this paper is organized as follows. Section 2 summarizes related solutions in the literature. In Section 3, we give an overview of Diba’s key concepts. We then describe Diba’s modular architecture and illustrate its benefits in Section 4. Section 5 describes the various components that are available in Diba’s component library. Finally, we present the results of our experiments in Section 6 using industry-standard benchmarks (e.g., TPC-H), followed by concluding remarks in Section 7.

2 RELATED WORK

Due to its importance, continuous query processing over data streams has received significant attention from the database research community. The work related to Diba can be categorized as follows.

Software-based Stream Processing Systems. Early proposals focused on designing and implementing centralized software-based data stream processing engines (e.g., [18], [19], [41], [42]). These proposals extend the relational database model in various ways to efficiently support data stream processing in software while using commodity hardware. Unlike the aforementioned work, Diba uses hardware acceleration to accelerate the processing of relational queries over data streams. To address the scalability and fault-tolerance issues with centralized solutions, distributed stream processing engines are developed (e.g. [43], [44], [45]). More recently, SCABBARD is proposed [46] which is a single-node fault-tolerant stream processing engine. SCABBARD relies on the concept of parallel persistence to scale up to high data stream ingestion rates. Diba complements the ideas proposed by SCABBARD and can result in better performance scalability by accelerating workers’ processing tasks.

Application-specific Stream Processing Systems. While the aforementioned proposals target general stream processing applications. There has been some proposals that target specific application domains. For instance, Gigascope [47] is a stream database for network applications in telecommunication networks, and Tornado [48] supports distributed query processing over spatial-textual data streams. CPOD [49] performs distance-based outlier detection. Maschi et al. [50] leverage hardware acceleration in Business Rule Management Systems (BRMS).

Comparatively, Diba complements all aforementioned proposals and can be extended to support new application domains using its modular component design framework. However, these extensions are beyond the current scope of the paper.

Hardware acceleration in Data Processing Systems. Moreover, the idea of accelerating database operations using hardware is not new and several proposals exist in the literature. Sun et. al [51] accelerate compaction tasks in log-structured storage systems. FCAccel [52] use FPGAs to accelerate column-oriented databases. BionicDB [53] aims to accelerate OLTP workloads using FPGAs. Eryilmaz et al. [54] focus on studying the acceleration of aggregation operation in database query processing.

ReProVide [55] uses FPGA to accelerate query processing in a distributed/federated database system by co-processing part of the query evaluation plan in hardware. ReProVide does not directly support processing queries over data streams and does not use a well-defined topology or modular building blocks for various query plan operators. Sukwani et al. [35] propose offloading certain operator processing to FPGAs for acceleration. However, their system does not support joins or *GroupBy* operators. Ziener et al. [40] propose an FPGA-based partially re-configurable query processing system but their proposal lacks a modular architecture that can efficiently synthesize multiple queries. Lasch et al. [39] and Zhou et al. [38] focuses on improving the performance of relational join operators in relational database query processing. Neither of those approaches uses a modular system design.

With respect to synthesizing queries over streams on hardware, Mueller et al. [25] proposed Glacier, which is a compositional query compiler that synthesizes queries on FPGAs using a common component library. In Glacier, processing components follow only a single query evaluation pipeline, making it more complex to support synthesizing multiple queries. More recently, Korolija

et al. proposed offloading operators to hardware accelerators in Farview [33]. Unfortunately, their approach does support join computation acceleration while Diba provide a comprehensive framework for accelerated stream query processing.

In Diba, we support join and aggregation operations in the context of stream data processing. Furthermore, using our proposed modular design framework, Diba’s component library can be extended to support more complex operations and processing pipelines by designing new building blocks.

Commercial Database Acceleration Systems. While Diba focuses on leveraging hardware acceleration for processing queries over data streams, there have been many proposals for accelerating query processing in databases in general. For instance, Wu et al. [29] proposed a domain-specific database processor named Q100 to handle database applications efficiently. Q100 contains a heterogeneous collection of fixed-function ASIC tiles, each of which implements a well-known relational operator, such as a join or sort. Furthermore, another commercially available product is IBM Netezza [27], which exploits parameterizable circuits to offload query computation and accelerate data handling and processing.

In contrast to Q100 and Netezza, which are built for database operations, Diba is designed for data stream processing, which fundamentally changes the design requirements of the hardware architecture. Moreover, Diba is designed to support various query types in stream processing. Using Diba, components can be rearranged to improve the utilization of almost any type of processing component. The NoC designed for Diba emphasizes the single-input and single-output model to improve the communication efficiency among components.

Comparison to our Previous Work. The most relevant work to Diba is our previous work called FQP [36], [37] as we used lessons learned from building FQP to design and build new Diba architecture.

Compared to FQP, Diba differs in four major aspects. The first aspect is the dataflow of the physical query execution pipeline. FQP uses a bidirectional dataflow approach which allows parallel processing of join operations involving multiple data streams, as shown in Figure 2a. This approach requires complex mappings to place operators and route intermediate results from the output of an operator to the input of another.

Unlike FQP, in Diba’s architecture, the data flow is unidirectional and is not dedicated to any specific type of stream. This architecture is made possible by the introduction of join parallelization to the stream using a single data path [56]. As a result of this architecture, the processing components can be placed one after another instead of the complex arrangement in FQP.

The second aspect is the modularity in Diba’s architecture, where the concepts of the distribution network and data processing components are separated. We use modular interfaces to connect the distribution network and processing components. This design allows adding processing components where needed in the distribution network, which routes corresponding streams to each component using defined instruction sets. This modularity enables simplified placement of queries. In contrast, FQP uses a complex algorithm for placing query operators on a rigid chain of processing components.

Third, in terms of hardware solutions, the number of ports closely relates to the cost, complexity, and efficiency of a component. In Diba’s architecture, the number of ports is greatly reduced, and it is based on a consume-and-produce model. Processing and transmission components have one input port and one output port. In contrast, FQP’s components have five ports

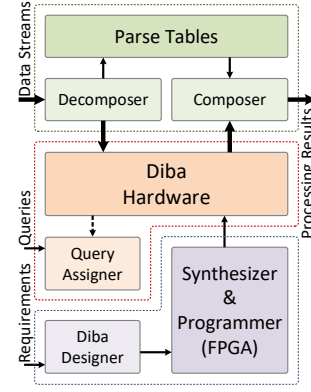


Fig. 1: Diba Framework Architecture.

(two input and three output). Diba effectively eliminates the need for large and complex switching and control circuits responsible for consistently receiving, processing, and transmitting streams and results from multiple ports when compared to FQP.

Finally, in Diba, tuples for distinct streams involved in the join operation arrive in order. In contrast, in FQP, there are two separate paths leading to out-of-order arrivals, which require complex buffering, and control circuits are required to ensure the consistency of the results.

3 AN OVERVIEW OF DIBA

A system that integrates Diba has an architecture as shown in Figure 1. At the top, incoming data streams are processed by a *Decomposer* which extracts the parts of the incoming tuples that are needed for query processing and forwards them to Diba’s query processing engine implemented in hardware, and keeps the parts that are not used by the processing engine in *Parse Tables*. The information stored in Parse Tables is later used by the *Composer* to reconstruct the query result streams.

When working with specialized hardware, filtering unimportant (for the registered queries) parts of data are crucial to delivering a practical and efficient system. These parts need to be reattached to the resulting tuples. For example, suppose that we have an age attribute in our tuples that is not used in the given query; however, we need this attribute in the resulting tuples. To avoid using valuable hardware resources to transfer this attribute, we need to cut it from the input tuples and reattach it to the corresponding resulting output tuples.

The proposed design of Diba can accept new query registrations or updates to already registered queries.

To achieve this flexibility, the *query assigner* takes query specifications and deploys them on the processor engine. The query assigner maps new query specifications to the available processing blocks and generates the corresponding instructions to program the query. These instructions are fed into the Diba hardware through the *Data Streams* input port.

Finally, the *Diba Designer* allows designing custom topologies using a graphical user interface and built-in component libraries. This approach abstracts away the complexity and the details of hardware design and development. Following topology design, it is first synthesized and then programmed into the FPGA.

3.1 Unidirectional Dataflow

In this section, we discuss the details of bidirectional data flow in the context of stream-join processing. FQP utilizes bidirectional data-flows (Figure 2a), which is inspired by the handshake join

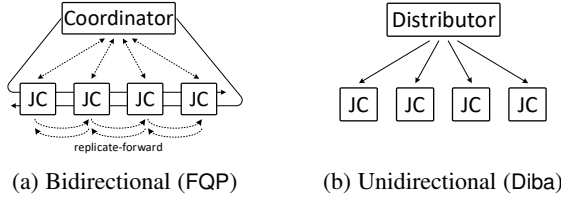


Fig. 2: Stream join data-flow models.

algorithm [57]. The bidirectional data flow supports stream-join parallelization. It uses *programmable bridges* to connect the chains to one another and to the input and output of the processor. Although this design enables FQP [36], [37], [58] to accelerate stream join by spreading the query over multiple join cores (JCs), realized using online programmable blocks (OP-Block). Unfortunately, in practice, this approach introduces new challenges. First, it requires that processing blocks have five ports. In hardware solutions, the number of input/output ports is related to the cost, complexity, and efficiency of a component. Second, the mapping of operators to the processing blocks is challenging. As illustrated in Figure 2a, the chain of processing blocks is connected to the remaining components at its two ends. This layout requires a linear arrangement of all operators in a query. Although this limitation is mitigated by the available bypass unit inside the blocks, it still significantly limits the number of operators that work in parallel. Third, the utilization of more than two streams is difficult, where the bidirectional data flow favors two streams by devoting a data path to each. FQP partially addresses this issue by sharing each data path among more streams but with additional controlling overhead to bypass blocks (operators) that are not used in the processing of specific streams.

To overcome the aforementioned challenges with bidirectional data flow and reduce the complexity, Diba adopts a unidirectional data-flow approach. Our new communication architecture extends ideas from Najafi et al. [56] while providing the performance benefits of stream-join parallelization and the usability benefits of mapping query operators to processing components.

3.2 Adopting a System-on-Chip approach for Diba

A processing in hardware engine that integrates all or most of the necessary components to perform a task is referred to as a system-on-a-chip (SoC). SoCs have the best-in-class performance and efficiency because they bring these components close to one another, removing the most unnecessary inter-component interfaces and their added latency. SoCs are particularly interesting in data stream handling owing to the high velocity and volume of streams because every added latency to the processing path superlinearly increases the cost of the system.

3.2.1 Background

Each SoC solution benefits from a particular type of communication sub-system to transfer data between various components, such as a processor, a coprocessor, and a DMA² controller, and peripherals. SoCs commonly use a *bus* (e.g., the ARM AMBA³) system that acts as communication sub-system. A bus consists of an access controller and a set of wirings that connect all internal components of an SoC.

Despite the simplicity of the conventional bus architecture, it fails to scale when the number of connected components

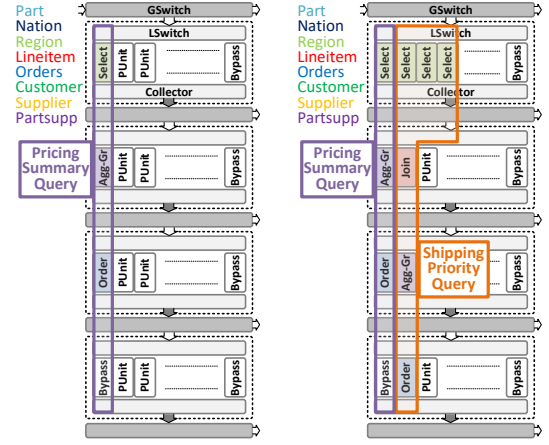


Fig. 3: Diba Modular Implementations

increases. Thus, we are forced to rely on distributed architectures, i.e. network-on-chip (NoC). NoC solutions have their own challenges and opportunities. They provide a substantial bandwidth advantage over bus sub-systems, but at the expense of extra controlling logic (in terms of both hardware and software) to ensure consistency of communication.

3.2.2 Main Drawback

Typical NoCs are designed for general use cases to handle a wide range of workloads. However, this generality is not needed or can at least be reduced in stream processing in favor of simpler and more efficient communication circuitry, resulting in better efficiency and performance characteristics.

A data stream is a (potentially unbounded) sequence of tuples that flow one after another. This flow-based property of data streams motivates a processing architecture that avoids circulating data between the internal components. For example, consider a processing unit performing aggregations that uses another unit to perform filtering on the intermediate result data. The unfiltered data is sent to the filtering unit before the filtered data is sent back (e.g., to perform additional computations). Clearly, the above approach leads to tuple circulation which causes major issues in real-time processing. A circular path in a digital system, constantly receiving new data, inherently adds the possibility of deadlock that necessitates complex buffering and communication circuitry to reduce the likelihood of congestion.

4 DIBA'S MODULAR ARCHITECTURE

This section discusses the modular architecture of Diba. In Diba, we use custom-built stream processing components with network-on-chip (NoC) to leverage the flow-based property of streams.

Figure 3 presents a logical model of a simplified implementation of Diba's NoC which aims to illustrate Diba's features such as modularity, reconfigurability, and efficiency. In the figure, we show some of its main components, such as GSwitch-A and LSwitch that perform the main data routing tasks. After implementing a topology of Diba's NoC that is reconfigurable based on the application requirements, the routing instructions are fed to Diba's NoC to program GSwitch-As and LSwitchs. Subsequently, streams of data are routed and brought to their corresponding processing units (PUnits) by the GSwitch-A and LSwitch components.

On the left side of Figure 3, we show the instance of time where a query called *Pricing Summary Query* (PS) is deployed. On the right side of the figure, we show an example deployment of

2. Direct memory access.

3. Advanced microcontroller bus architecture.

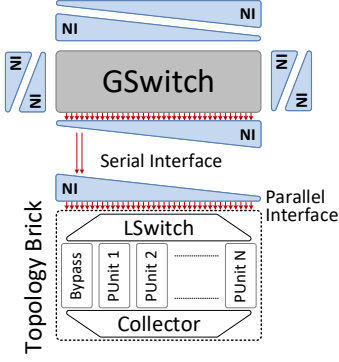


Fig. 4: Modular Communication Interface

an additional second query called *Shipping Priority Query (SP)*. The SP query can be deployed at the same instance of time as the PS query or later, which illustrates the reconfiguration feature of our design. Due to the modular architecture of Diba, users can easily reason about the deployment and reuse of building blocks (e.g., Topology Bricks). More queries can be deployed depending on the implementation's specifications to increase the overall utilization of the hardware. Furthermore, Diba's architecture allows cost-effective configurations that can share intermediate results.

4.1 Topology Brick

The processing components of Diba are packed, in addition to the local data distribution and collection components, into specific sets that we refer to as Topology Bricks, shown in the lower part of Figure 4. How the Topology Bricks are connected defines the topology of a Diba instance that characterizes the capabilities and properties of the system. Each Topology Brick contains two Diba NoC components of LSwitch and Collector, in addition to a set of data handling and processing components specified by the *Bypass* and PUnit 1..N labels in Figure 4, which is described in next subsection.

4.2 PUnits

The PUnits follow a straightforward protocol for receiving data/instructions from an input port and pushing the resulting data from their output port. They can implement any type of execution engine, ranging from simple filtering units to highly specialized hardware or even general-purpose processors (i.e., ARM cores). In addition, PUnits can have their own dedicated memory or use a shared memory hierarchy with other PUnits through a dedicated port based on the application requirements.

4.3 GSwitch

Diba's NoC is constructed from programmable (global) switches that we refer to as GSwitch. We propose two architectures for the GSwitch, specified by -A and -B.

GSwitches are responsible for bringing data to a specific set of PUnits. The main properties of the design of a GSwitch are 1) data pipelining to mitigate processing stalls, and 2) the number of flows to be routed, or more precisely, the number of input ports (x) routed to the number of output ports (y).

In this section, we give an overview of the design and implementation of the two architectures. However, in this paper we focus on GSwitch-A in our evaluation section.

4.3.1 GSwitch-A

GSwitch-A is a variant of GSwitch with two input ($x=2$) and two output ($y=2$) ports, as shown in Figure 5a. This unit has a *stream routing table* that indicates the output port of each stream. The routing information in this table is programmed using its corresponding instructions. Each row in this table belongs to a stream and contains three fields: 1) *Stream ID*; 2) *Number of Segments*, which specifies the size of each tuple in terms of the number of chunks;⁴ and 3) a *Destination Port*, which can be one or both of the output ports. The *GSwitch controller* monitors incoming tuples from both input ports. When there are instructions related to this unit, it updates the table based on the tuples and then pushes them to the output ports to reach their target blocks.

The input and output buffers reduce stalls in the flow of data because they allow for the insertion of new data even when the processing blocks in the outputs are busy. Therefore, these buffers improve pipelining parallelism. In other words, the input and output buffers allow the *GSwitch controller* to route currently available data ahead of time without waiting for the processing blocks in the output.

4.3.2 GSwitch-B

We refer to a GSwitch design customized for distribution as GSwitch-B, which is preferable when our application requires large data broadcasts, i.e., at the input of Diba's NoC where streams are distributed according to their selected processing paths. The abstract architecture of the GSwitch-B ($x=1$, $y=\text{bounded } n$) is shown in Figure 5b. The design consists of a *stream routing table* that preserves stream IDs with their corresponding masks. There is a one-to-one assignment between each bit in the mask field and its corresponding output port, and each port's bit determines whether a stream must be sent out to that port. The masking information is programmed through Diba's NoC instruction used by the *GSwitch-B controller*.

In hardware, elements of internal memory are limited and expensive resources. An interesting design aspect of GSwitch-B is the use of a shared circular buffer for all ports to reduce memory usage. Using a first-in, first-out (FIFO) policy, each *port collector* benefits from the larger buffer, which adds more elasticity to the processing data path. Using this shared buffer, we reduce the chance of resource starvation in some GSwitch-B output ports while fully loading the processing units in the other output ports, which improves processing efficiency and performance.

Compared with GSwitch-A, which has two input and two output ports, GSwitch-B is more suited to large fan-outs, where a single input is fed to many other units.

4.4 LSwitch

Each GSwitch-A is connected to the processing and data handling blocks through a local switch referred to as LSwitch. Figure 5c illustrates the internal building blocks of LSwitch. This unit utilizes a programmable $1 - \text{to} - N$ switch to distribute tuples and instructions to blocks connected to its output ports. The *stream routing table* in LSwitch has two fields: 1) *Stream ID* and a 2) *Destination Port Filter*. LSwitch uses a masking technique to specify the port(s) of egress for each stream. For this reason, the destination port filter uses a one-bit mask per port, which enables data transmission over that port in the same manner as in GSwitch-B. The *LSwitch controller* fills this table as it receives instructions

4. The size of each chunk is defined statically (e.g., 64 bits) in our hardware specifications.

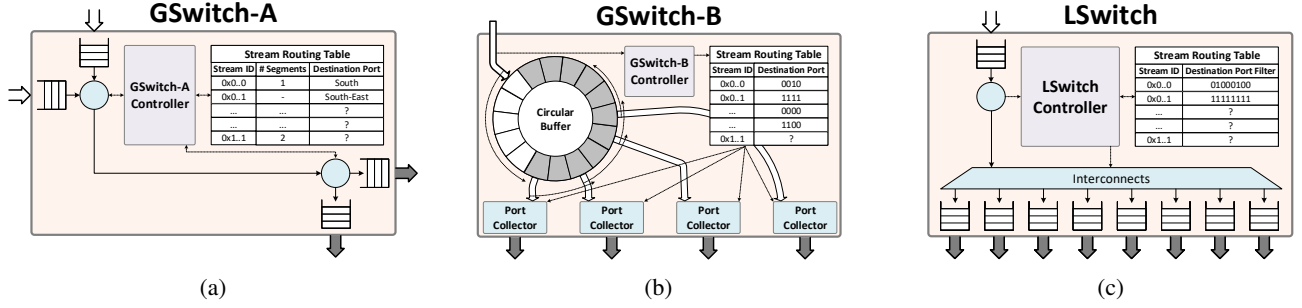


Fig. 5: Diba's NoC communication blocks.

from the LSwitch input port. If an instruction does not belong to the given LSwitch, this controller broadcasts it to all of its output ports.

LSwitch is designed to support up to N blocks in its output, where the value of N is determined based on the application requirements. *Interconnect* in Figure 5c is the main component affected by the size of N . Using a small interconnect can lead to the under-utilization of Diba's NoC because the number of processing components (limited by N) is not sufficient to fully utilize the bandwidth provided by components of the communication network. Further, aiming for a large interconnect can negatively affect the frequency of the working clock⁵ of Diba's NoC, especially when parallel processing on a large number of processing blocks is needed. One can exploit multiple GSwitch-A units to instantiate multiple LSwitch units, each with an appropriate interconnect size.

4.5 Collector

Following the distribution of the input tuples to PUnits and other data handling blocks by LSwitch, the Collector (Figure 4) gathers the resulting tuples from them. Collector can use a hierarchical or linear architecture to gather the data, each with its advantages and disadvantages. The former architecture is suitable for a relatively large number of processing blocks as the collection task can be performed in parallel for all PUnits. The latter architecture favors topology bricks with fewer blocks because it gathers the resulting tuples one after another, which leads to poor scalability in relation to the number of blocks; however, it requires fewer resources to operate.

If a processing block has resulting tuples that are wider than the input, they are broken into smaller (as wide as the input) segments. Collector needs to ensure that it gathers all segments of a tuple from a block before starting the collection from another block. This is done by assigning an unused (NULL) stream ID to all segments of a tuple except the first one, which carries its origin stream ID. Whenever Collector starts the collection task from a block, it continues to gather all segments of a tuple one after another until it observes a segment with an existing stream ID. It then starts collecting a tuple from another block based on the defined priorities.

4.6 Discussion

In this section, we discuss three key design choices we made for Diba.

4.6.1 Feedback Path

A major decision that heavily influences Diba's NoC architecture is to limit internal (interblock) communication to unidirectional rather than bidirectional communication. Although this eliminates

5. A major parameter of the hardware that has a direct relation to processing performance.




Fig. 6: GSwitch-A and LSwitch instruction sets.

the possibility of returning data to a former processing block, it leads to a data path suitable for real-time processing by forbidding inefficient query mappings. In other words, the design of Diba's NoC targets a paradigm where the processing is in streaming fashion, a flow. It is possible to add feedback paths to Diba's NoC architecture by using a branch component (Figure 3) instead of a PUnit and feeding the output port to one of the open entrances of Diba's NoC architecture. However, this approach is not recommended due to additional complexities, such as race conditions. If such feedback is necessary for the processing of a query, our approach is to implement the entire feedback part (including its feedback path) in a single PUnit.

4.6.2 Instruction Set

As mentioned in the foregoing, the challenge in the design of Diba's NoC is to maintain its architecture as simple and lightweight as possible while providing sufficient routing flexibility to bring streams to their corresponding processing blocks. In this regard, the GSwitch-A and LSwitch units are programmed using unique instructions of their own, as shown in Figure 6.

At the beginning of each tuple, there are a few bits, e.g., two or more bits, depending on the maximum number of supported streams, that specify the ID of each stream and the type of data (instruction or tuple). For example, a value of 1 in the stream ID field (Figure 6) defines the given data as a network instruction, whereas 0 defines the data as a processing block instruction. Other values are used to specify data stream IDs.

The instruction for GSwitch-A consists of the following: 1) *B-ID* that defines the ID of the target block for this instruction, 2) *stream-ID* that specifies the stream in which this instruction carries its routing information, 3) *port* that determines the mask of the egress port for the specified stream, and 4) *seg-count* that indicates the number of segments for each tuple for the specified stream. The remaining fields are undefined and can be utilized in future extensions. As an example, data with fields "1:23:4:south:3:..." programs a GSwitch-A with a block ID of 23 to route three segment-size tuples of a stream with ID 4 to its *south* port.

Similarly, the LSwitch instruction contains the *B-ID* and *stream-ID* fields, but it uses *S-filter* (as shown in Figure 6) to specify the egress port(s).

4.6.3 Network Interface

An inherent problem in custom hardware is its sensitivity to data size. For example, when we design and build hardware for

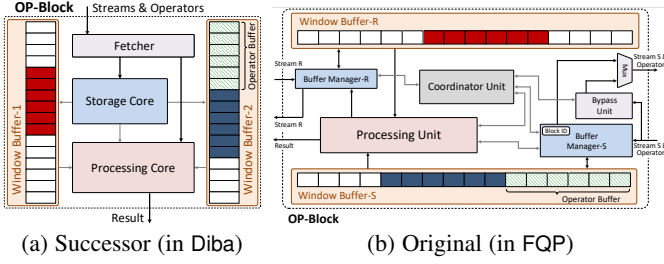


Fig. 7: Internal architecture of OP-Block.

64-bit-wide data, this hardware cannot process wider data without considering them in the initial design. The communication network in Diba's NoC is designed to accept wider data units by breaking the data into smaller segments. However, resource over-provisioning results in a significant increase in cost as the width of the data increases, which renders it impractical.

For a large practical solution, we propose using parallel-to-serial and serial-to-parallel network interfaces (NIs) to avoid the substantial amount of wiring otherwise needed between internal blocks. Figure 4 illustrates these interfaces in triangle pairs, where NIs convert the parallel data into serial while the other performs the reverse operation. The optimum number of serial lines between each pair of NIs can be determined based on the application and the technical specifications used. For example, when the processing effort and time in a PUnit are significant, the results come one after another in large intervals, which allows the use of fewer serial lines. Having more transfers necessitates the use of more serial lines. When full bandwidth is required, it is advisable to use parallel communication rather than serial communication.

5 DIBA'S COMPONENT LIBRARY

In this section, we describe various components available in Diba's component library.

5.1 OP-Block

Although the Diba architecture supports and even motivates the use of general-purpose processing cores (i.e., ARM cores) to handle small control-intensive tasks within queries, we also have the option of using custom-programmable processors for the dataflow processing pattern of the streams. As an example of such processors, we present our (online programmable block) OP-Block that is redesigned based on the unidirectional dataflow processing model and is shown in Figure 7a. The main challenge in the design of OP-Block is the processing (and parallelization) of the resource-intensive join operation in stream processing. The current realization of OP-Block benefits from dedicated memory storage to realize the sliding-window buffers needed for the join operation, which are also used as instruction storage.

The original OP-Block and the redesigned (successor) OP-Block are illustrated in Figures 7b and 7a, respectively. In the redesign, data passes in a single top-down flow, where an OP-Block receives tuples directly from the LSwitch. Each OP-Block is placed inside a PUnit and operates independently of the other PUnits. The redesigned architecture fully utilizes the communication bandwidth provided because all tuples travel through the same path to the *processing core*, unlike the bidirectional flow architecture of the original OP-Block. Therefore, regardless of the incoming tuple rate for each stream, every tuple has access to the full bandwidth. The same concept applies when using more OP-Blocks (PUnits) to parallelize a processing task, as shown in Figure 2b.

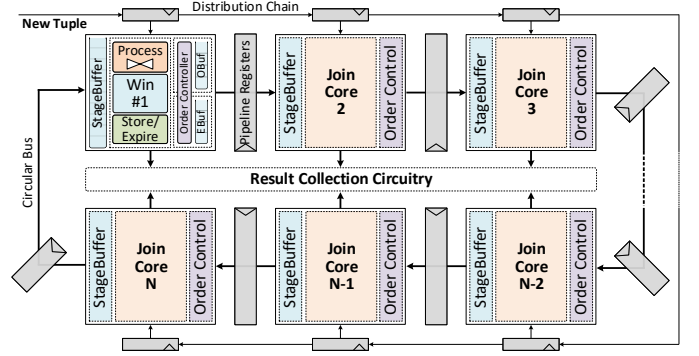


Fig. 8: Scalable multiway stream joins (Circular-MJ).

In the design of FQP, OP-Blocks are connected to one another as in the model shown in Figure 2a, which, in addition to complicating operations on more than two streams, significantly degrades performance owing to the underutilized communication bandwidth. To solve this problem for the original OP-Block, assume that we are receiving tuples only from stream R ; then, all communication channels for stream S are left unutilized. Even with an equal tuple rate for both streams, it is impossible to achieve the simultaneous transmission of both T_R and T_S between neighboring join cores due to the locks needed to avoid race conditions.

Moreover, the redesigned internal architecture of the OP-Block (Figure 7a) shows a significant reduction in the number of components and design complexity compared to the original design (Figure 7b). Neighbor-to-neighbor tuple transfer circuitry for two streams are eliminated from the *buffer manager-R* & *-S* and the *coordination unit* components. They are reduced and merged to form the *fetcher* and *storage core* components in the redesigned architecture. This improvement reduces the number of input/output ports from five to two, which significantly reduces the hardware complexity because the number of input/output ports is often an important indication of the complexity and final cost of hardware design. We omit further descriptions of the supported operations and their instruction sets as they are similar to the ones presented in [37].

5.2 Complementary Custom Blocks

We briefly describe the important processing and data handling components that we designed and implemented (in VHDL) and then customized for our case study benchmark on Diba, which is the TPC-H third query presented in Section 6.1 as a representative query.

5.2.1 Multiway Stream Join

Considering the crucial role of joins as among the most resource-intensive operators in relational databases, it is not surprising that stream joins have been the focus of considerable research on data streams [57], [59], [60], [61], [62], [63], [64], [65], [66]. For example, consider TPC-H [67], where 20 queries (of 22) contain a join operator, and 12 of them use multiway joins, some up to seven joins. However, the importance of joins is no longer limited to only the classic relational setting. The emergence of the Internet of Things (IoT) has introduced a wave of applications that rely on sensing, gathering, and processing data from an increasingly large number of connected devices. These applications range from the scientific and engineering domains to complex pattern matching methodologies [68], [69], [70].

In Diba, we utilize an instance of our Circular-MJ, presented in [71], placed inside a PUnit to support multiway stream joins

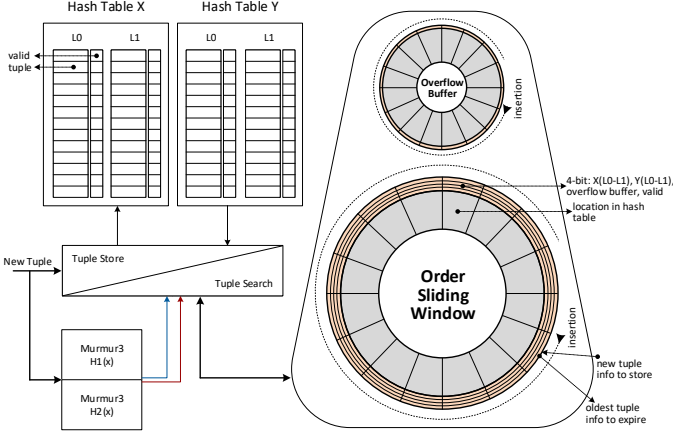


Fig. 9: Hash-based architecture for stream join (HB-SJ).

when needed. Circular-MJ benefits from a scalable pipelining mechanism for processing. The abstract architecture of Circular-MJ is shown in Figure 8.

In the design of Circular-MJ, each join core (operator) is connected to only one sliding window with two entries. Each core receives its new tuples determined based on their origin from its entry that is connected to a *distribution chain*. Each join core’s side input ports are placed in a circular data path that carries intermediate results from one join core to the next. The resulting tuples are emitted after processing a new tuple in exactly $N - 1$ cores, where we have N streams. The remaining core is responsible for storing the new tuple in its sliding window.

The Circular-MJ pipeline has the same number of stages (join cores) as input streams. Each stage is placed between isolating sets of registers and is responsible for processing a new tuple against a specific sliding window. When the window in a stage belongs to the origin of the given tuple, the store and expiration tasks are performed instead of processing.

In a general Circular-MJ, there is a relation between each of the two streams that require that the circular design has a scalable architecture; however, in the TPC-H third query, the *lineitem* and *customer* streams are both related to different attributes of the *orders*’ stream. This property of this query allows for further customization of our Circular-MJ.

5.2.2 Hash-based Stream Join

Using a nested loop algorithm, although sufficient for the proof of concept of Diba, makes it impossible to execute the TPC-H benchmarks in a reasonably short time because of the sizes of the input data streams. To accelerate execution, we propose a hardware hash-based stream join solution that, as the name suggests, benefits from a customized hashing mechanism to process equi-joins.

Figure 9 presents the abstract architecture of our hash-based stream join unit. It shows only the unit used to process a stream (e.g., R) against an opposing stream (e.g., S). For a complete join, we need to duplicate this architecture for processing in the other direction. Alternatively, we can use the unit in Figure 9 in each of the join cores in the Circular-MJ where, depending on the number of stages, we can perform anywhere from two-way up to N -way stream joins.

Our hash-based stream join unit, shown in Figure 9, utilizes two Murmur3 hash functions with four storage tables. If the selected index (row) is full in all four tables, the new tuple is inserted into an *overflow buffer*. To preserve the order of arrival of the tuples (necessary in the count-based sliding window),

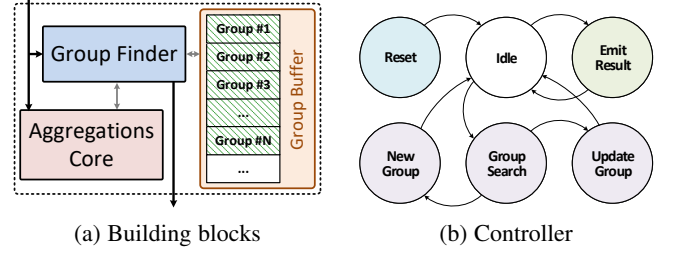


Fig. 10: Aggregation-GroupBy unit.

we use an *ordered sliding window*. The ordered sliding window preserves the location of each new tuple storage (one of the hash tables or the overflow buffer) in addition to the hash table index. The expiration task occurs before the insertion of a new tuple by removing the age of the tuple, determined by the oldest tuple in the ordered sliding window. For a new tuple search, the hash table key is calculated first, and then all four hash tables are examined in parallel against the join condition to find their matches. At the end of the operation, the overflow buffer is searched using a nested loop join to find matches that are not stored in the hash tables. Although the overflow buffer is relatively small, we can use a faster algorithm for the search to accelerate processing as it is still the most time-consuming operation in our HB-SJ.

The architecture of the time-based sliding window does not contain the *ordered sliding window*, and expiration is performed on new tuple storage and a new tuple search. Moreover, further adjustments in the number of hash functions and tables, and the use of other extensions (i.e., the Cuckoo hashing scheme), are beneficial for the efficiency of hash tables, although they remain beyond the scope of Diba.

5.2.3 Aggregation-GroupBy

In queries, it is common to have a grouping operator that is based on some specified fields while the other fields are aggregated using one or multiple arithmetic operators. Because the *Aggregation* is performed on some elements of each group, it is more efficient in the hardware design to combine these two operators (*Aggregation* and *GroupBy*) into one unit, as shown in Figure 10a.

Figure 10a shows the building blocks of the *Aggregation-GroupBy* unit, and Figure 10b presents a simplified state diagram of the controller. On the insertion of a new tuple (or the intermediate result), the *group finder* unit searches the *group buffer* to find its relevant group. When a matching group is found, the aggregation task is performed (in the *Aggregation core*) on that group and the new tuple. The resulting data are inserted into the group buffer. If no match is found, a new group is created and filled with the new tuple.

The architecture of the *OrderBy* operator is similar to that of the *Aggregation-GroupBy* unit but with no *Aggregation core*. In the *OrderBy* operator, the group finder searches for the correct location of each new group and inserts it. We use bubble sort to insert each new group into its corresponding sorted location. Other sorting algorithms can be also implemented in Diba which can improve the performance at the cost of additional hardware complexity.

5.3 Synchronizer Blocks

When merging multiple data paths for the processing of a query or set of queries, a synchronizer component is needed and is placed in one of the PUnits. A common approach for synchronization is to use tokens generated in a component, where the correct order

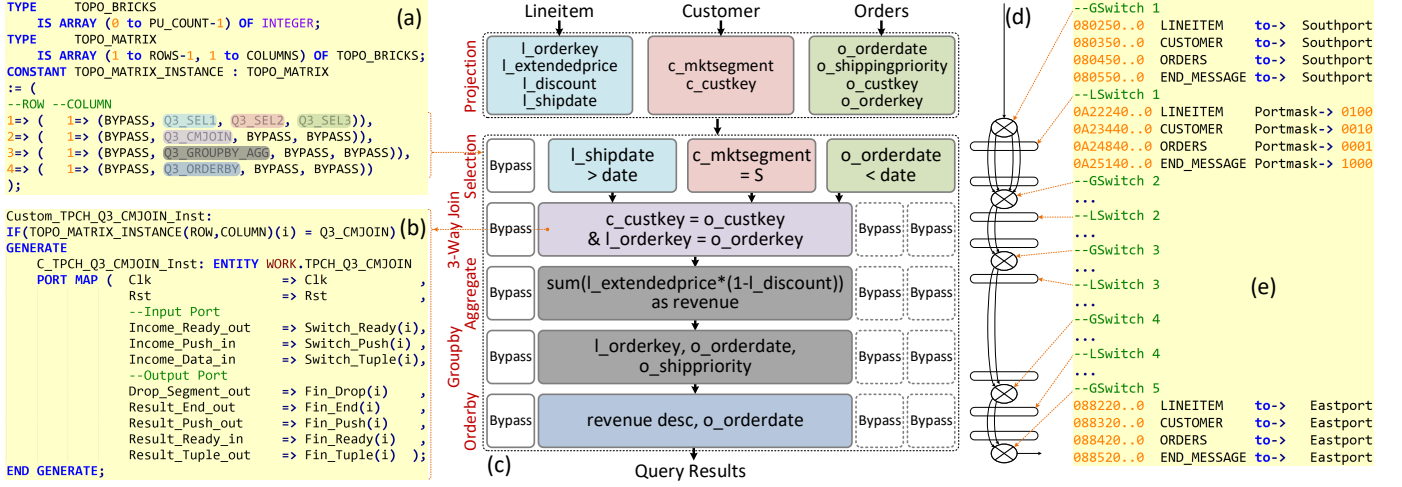


Fig. 11: TPC-H third query mapping on Diba.

of tuples (e.g., from multiple streams) relative to one another is available. Later in the processing path, these tokens are used to restore the correct order of tuples when multiple data paths meet one another.

5.4 Parallel Processing

Because Diba's NoC distributes incoming tuples without changing the order of arrival, we can use parallelization inside or across multiple topology bricks. The processing throughput for such stateless operators (i.e., selection) is already high on hardware. However, we can still parallelize them using a block to reindex a stream into multiple sub-streams that can be divided by the next LSwitch for distribution among separate processing blocks.

For more complex state operators such as a join operator, in our parallelization technique, each processing block performs the requested task based on its location in the Diba topology. As an example, in stream join parallelization, the architecture of SplitJoin [56] can be implemented both inside and across topology bricks. For parallelization inside topology bricks, an LSwitch replicates and distributes the incoming streams to all processing units responsible for the join operation, similar to what is shown in Figure 2b. Each PUnit can implement a separate join core and, depending on its position among the join cores, stores one of multiple received tuples in its respective sub-sliding window, while all join cores perform the search task on each incoming tuple as presented in [56].

6 EXPERIMENTAL RESULTS

We built a prototype of Diba, including its NoC and all required custom blocks, in VHDL. To extract the hardware properties, we synthesized and implemented our solution on a VCU110 development board featuring the Virtex UltraScale XCVU190-2FLGC2104E FPGA. We used Xilinx Vivado Design Suite for the synthesis and analysis of the HDL design. In the implementation,

we used module analysis⁶ [72], also referred to as out-of-context implementation, allows us to analyze a module independent of the remainder of the design to determine the resource utilization and extract the timing analysis. For functional evaluations, we used the *Questa Advanced Simulator* to perform cycle⁷-accurate⁸ measurements.

We used the TPC-H DBGen tool [67] to generate the benchmarking tables and used our parser (written in Python) to decompose and parse rows of tables into tuples of streams to feed into Diba. DBGen allows us to roughly choose the size of the database (tables) by a scale factor (SF) parameter. In this work, we used SF=1 (equivalent to a database size of 1 GB) as the default unless otherwise stated. In the following, we present a prototype of the TPC-H third query on the Diba framework for the evaluations in this work.

6.1 TPC-H Third Query Prototype

To evaluate the functionality and properties of Diba, we describe in detail the query mapping (to the processing blocks) and programming steps to implement the TPC-H third query (shipping priority). This query retrieves the shipping priority and potential revenue, defined as the *sum of l_extendedprice × (1-l_discount)*, of the orders with the largest revenue of those that had not been shipped by a given date. Orders are listed in decreasing order of revenue. If there are more than ten unshipped orders, only ten orders with the largest revenue are listed. Further details are available in the TPC-H benchmark standard specification manual [67].

6. The module analysis flow implements a module out-of-context (OOC) of the top-level design. The module is implemented in a specific part/package combination with a fixed location in the device (FPGA). Input/output buffers, global clocks, and other chip-level resources are not inserted but can be instantiated within the module. The OOC is an important feature most useful in large hardware systems (designs), where independent synthesis and implementation of the modules are necessary to extract the hardware properties. Modifying and reimplementing a large-scale system on a device takes hours or even days to complete by a synthesis tool, whereas a significantly shorter time for the synthesis tool is needed for each system module owing to its smaller size.

7. Digital hardware operates with pulses of an oscillator. The amount of time between pulses is referred to as a clock cycle or the inverse of clock frequency. For example, hardware operating at a 100-MHz frequency has a clock cycle of 10 nanoseconds.

8. A simulation that conforms to the cycle-by-cycle behavior of the target hardware.

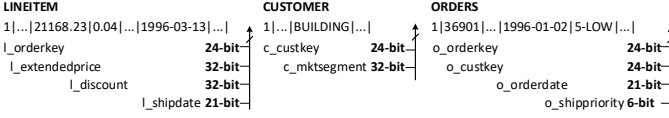


Fig. 12: Tuple-to-bit conversion.

6.1.1 TPC-H Query Modification

To execute the third query on Diba, we need to change the concept of the tables to sliding windows and feed each row in a table as a tuple to our stream processing engine. In queries with state operators, various sizes of the sliding window and the order of the reception of new tuples with respect to the origins of the streams affected the results. This is a property of stream processing engines that needs to be accounted for in practical use cases. Therefore, considering the effects of these factors is beyond the scope of this work.

To feed the rows of tables as tuples to Diba, we allocate a sufficient number of bits per field in the processing. In Figure 12, we show the mapping of the attributes of the third query table into different fields, where each attribute field is specified by a number of bits. Subsequently, the total width of a tuple for each stream is calculated by the sum of the bits of its fields.

6.1.2 Query Assignment

The choice of the topology of Diba is flexible and can be determined depending on the system requirements. In the following, we present an example of the TPC-H third query assignment to a Diba instance drawn in detail in Figure 11. The assigned components are color-coded to demonstrate the mapping between the VHDL implementation and the Diba topology.

The Diba instance for this example has four topology bricks arranged in four rows and one column. Note that there is no limit on the size and form of the chosen topology. In Figure 11a, the indexing values defined by `ROW` and `COLUMN` refer to each topology brick. For example, the first brick contains a bypass unit, a selection (`Q3_SEL1`) on the line-item stream (built from its equivalent table), a selection (`Q3_SEL2`) on the customer stream, and a selection (`Q3_SEL3`) on the orders' stream.

A bypass unit is a pass-through operator without any internal component, and having one of these units in each topology brick is necessary to transfer instructions to the next row brick. The existence of the bypass unit prevents additional complications in the logic of other processing units by offloading the unrelated task of bypassing streams and instructions. Therefore, a topology brick can contain at least two units, while the upper limit is defined by the application requirements and fan-out limitations of the chosen hardware.

The implementation of `TOPO_MATRIX_INSTANCE` in VHDL, Figure 11a, includes the identifiers of processing units instantiated subsequently using the VHDL `GENERATE` construct, as shown in Figure 11b. For example, the `C_TPC_H_Q3_CMJOIN_Inst` hardware unit is instantiated and connected to the remaining components because of its identifier (`Q3_CMJOIN`), in Figure 11a.

Only the necessary fields are fed into the hardware from each tuple to avoid transmitting/handling unnecessary data. This part implements the projection operation as a task of the decomposer component (presented in Figure 1) in the final system. The remaining operators are placed in the Diba instance, as shown in Figure 11c, with the exception of the `Aggregation` and `GroupBy` operators, which were merged together in one unit, `Q3_GROUPBY_AGG`, in Figure 11a.

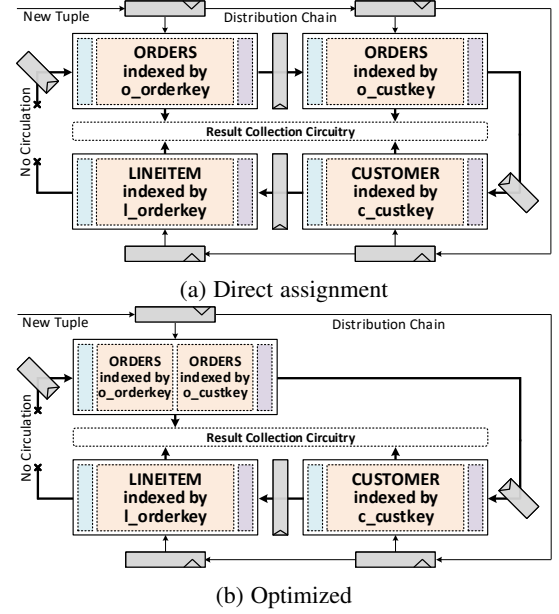


Fig. 13: Circular-MJ architecture customized for TPC-H 3rd query.

To simplify the representation, we show the communication network (Diba's NoC) separate from the Diba's processing units in Figure 11d. The instructions for the programming of the Diba's NoC for the TPC-H third query are shown in Figure 11e. These instructions are fed into the Diba hardware one by one to define the paths of the streams in each GSwitch and LSwitch. In addition to the third query input streams, we define a tuple to indicate the end of the streams, referred to as `END_MESSAGE`. The end tuple is fed into the Diba hardware after the end of all streams. The existence of this tuple is necessary for the `GroupBy` and `OrderBy` operators to notify them of the end of operation, pushing the resulting data from them.

6.1.3 Multiway Hash-based Stream Joins

We use our hash-based join in a custom three-way stream join for the third query to demonstrate the potential high throughput that can be achieved with Diba. Using our hash-based approach, we need to replicate the `ORDERS` stream stage, once indexed, based on the `o_custkey` field, and once based on the `o_orderkey` field. The resulting architecture, the customized version of Circular-MJ (Figure 8), is shown in Figure 13a. Note that, due to the simplification of the multiway stream join operator in the third query, we do not need the circular path, which is shown by a disconnection mark in this figure. Because each incoming tuple was processed in, at most, one of the indexed sliding windows (either `o_custkey` or `o_orderkey`), we can further optimize the design by placing both the indexed order stream stages into one stage to improve the efficiency of the system, which leads to the architecture shown in Figure 13b.

In Figure 13b, each new tuple is stored in its corresponding sliding window. For processing the orders' stream, tuples start execution at the customer stage, and the resulting tuples are emitted from the line-item stage. The customer stream tuples start execution at the orders' stage, and the intermediate results of this stage pass through the customer stage without processing. The final results are output from the line-item stage. Finally, tuples of the line-item stream start processing at the orders' stage, and the resulting tuples are emitted from the customer stage.

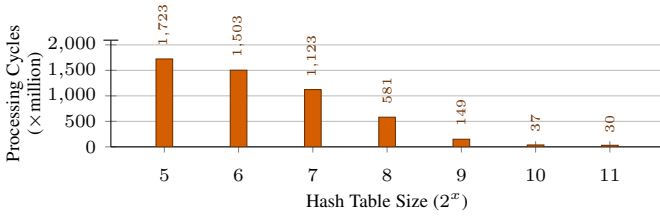
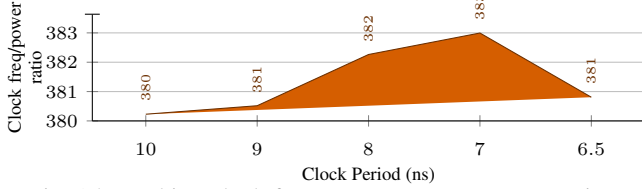
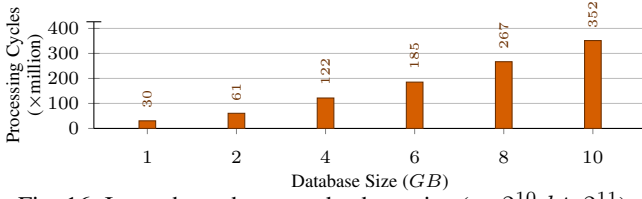
Fig. 14: Input throughput vs. hash table size ($w:2^{10}$).

Fig. 15: Working clock frequency vs. power consumption.

Fig. 16: Input throughput vs. database size ($w:2^{10}, ht:2^{11}$).

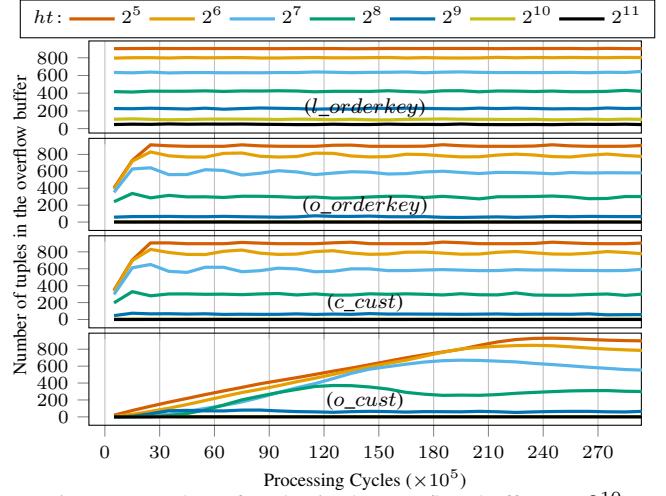
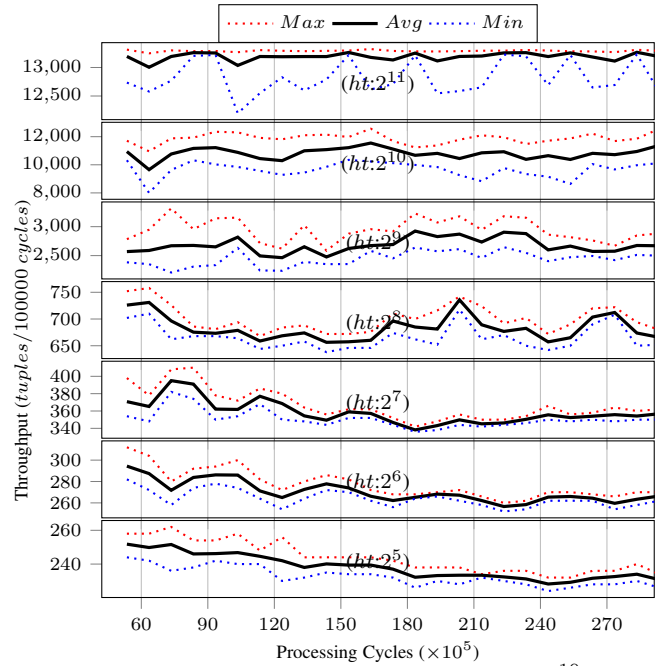
6.2 Throughput Measurements

When working with database benchmarks like TPC-H, most join operators use equality predicates (i.e., equi-join), where using hashing techniques is the natural approach for acceleration. However, following acceleration using our proposed hash-based solution, the multiway equi-join operator remains the bottleneck for the TPC-H third query processing. The severity of this bottleneck is determined by the effectiveness of the hashing technique utilized.

The effect of the size of the hash table (ht) used in the optimized Circular-MJ in Figure 13b on the number of cycles needed to process all data streams is presented in Figure 14. The product of the cycle count and cycle period (i.e., 6.5 nanoseconds; extracted from the implementations, Figure 15) specifies the processing time. For example, with $ht = 2^9$, the entire query execution lasts 968.5 milliseconds ($(149 \times 10^6) \times (6.5 \times 10^{-9})$). As shown in this figure, an increase in the size of the hash tables, from left to right, improves processing throughput due to a reduction in the number of tuple insertion collisions in the hash tables. This significantly reduces the number of tuples in the overflow buffer (Figure 9), which uses a slow nested loop search.

The effect of the size of the data stream (equivalent to the size of the database generated by the DBGen tool) on processing times for the TPC-H third query is illustrated in Figure 16. We observe a linear increase in processing time with the size of the data stream. With a clock period of 10 nanoseconds (clock frequency of 100 MHz), data streams of sizes one, two, four, six, eight, or 10 GB were processed in 300 ($30 \times (10 \times 10^{-9}) \times 10^6$), 610, 1220, 1850, 2670, and 3520 milliseconds, respectively.

The effectiveness of our hashing mechanism was determined by the number of tuples stored in the overflow buffer, as shown in Figure 17. A small number means fewer tuple insertion collisions and, therefore, more effective hashing, and vice versa. We show four sub-figures here, and each presents the effect on a single indexed attribute. This effectiveness was also influenced by the

Fig. 17: Number of tuples in the overflow buffer ($w:2^{10}$).Fig. 18: Input throughput measurements ($w:2^{10}$).

pattern of the received values and the size of each stream. In this figure, we observe a slower growth in the number of tuples in the overflow buffer for the order and customer streams compared with the line-item stream; this result was obtained owing to the large difference in the sizes of these streams. In other words, we fed Diba with more tuples from the line-item stream compared with the other two streams.

We observed a similar increase in the use of the overflow buffer as we reduced the size of the hash table for each stream. An interesting observation was the slow growth in the use of the overflow buffer for the o_cust attribute compared with the $o_orderkey$ attribute (both from the `ORDERS` stream) due to the reception of more diverse values for the o_cust attribute with regard to the order of arrival of the tuples.

Figure 18 presents variations in the input throughput with the number of processing cycles for different hash table sizes ranging from 2^5 to 2^{11} . By reducing the effectiveness of the hashing mechanism, more tuples are stored in the overflow buffer. This translates into a more sequential comparison of tuples, which significantly reduces processing throughput. As a side effect, we can

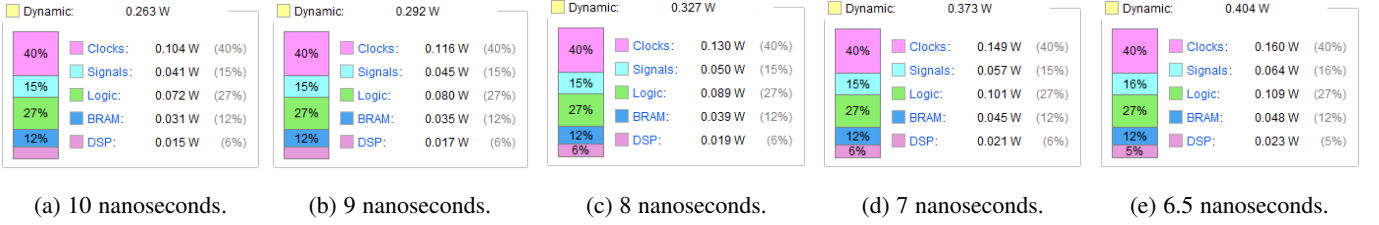


Fig. 19: Clock frequency period effect on the power consumption of various system parts.

also clearly see the warm-up phase in the experiments with smaller hash tables, which shows longer processing times as a function of an increase in the number of tuples in the overflow buffer.

Evaluation of Simple Queries. The processing of queries that do not have resource-intensive operators (e. g., join) is considerably faster, especially in hardware. The TPC-H first query (pricing summary report) is a good example of such queries. This query reports the volume of business that is billed, shipped, and returned. In this query, following the projection, line-item tuples are fed into a selection operator, and the intermediate results are sent to an Aggregation operator. In the end, the outcome of the Aggregation operator is processed by a GroupBy operator and then an OrderBy operator. With only a single processing path, Diba processed a database of size 1 GB in less than 22.4 million cycles, which translates into 224 milliseconds at a clock frequency of 100 MHz. Moreover, in such queries, it is possible to simply replicate the processing path multiple times to obtain a linear speedup.

6.3 Power Consumption Evaluations

Dynamic power consumption measurements, including the contributions of different types of FPGA resources, are presented in Figure 19. In these measurements, clocks shows the power consumed by the clock network, and signals shows the power consumed by the interconnections between components. Logic refers to the processing and routing components realized by FPGA configurable logic blocks (CLBs). BRAM shows the power consumed by memory elements in the design, and DSP presents the power consumed by the built-in (faster and more efficient) digital signal processing units, such as float multipliers.

In our case study, the processing throughput improved linearly in relation to the frequency of the operating clock. The ratios of processing throughput to power consumption for various working clock frequencies are presented in Figure 15. Although the difference in these ratios is better shown in ASIC solutions, owing to their higher clock frequencies and fixed implementation, we still observe a clear peak at a clock period of 7 nanoseconds (~ 142 MHz). In these implementations, we kept the other realization conditions intact to reduce the chance of changes in the implementation by using the synthesis tool due to its internal optimizations. However, opting for a higher clock frequency (e.g., clock periods smaller than 6.5 nanoseconds) forced the synthesis tool to use more intrusive optimization techniques (i.e., replication of processing logic) to achieve the targeted clock frequency. In Figure 19, we observe a similar consumption for each category of components across multiple realizations, each with a different clock frequency. This implies that the synthesis tool generated similar implementations for various clock frequencies.

6.4 Evaluating the Implementation

A detailed summary of the hierarchical resource utilization for the third TPC-H query is presented in Table 1. The third

TPC-H query is a particularly resource-intensive query due to its multiway stream join operator. However, the implementation of a state-of-the-art FPGA consumes only a fraction of the available resources. This demonstrates the applicability of Diba to deploy multiple queries with even more complex processing components.

In Table 1, we observe low use of block RAM tiles (six of 3,780) for hash tables and their corresponding components in the custom multiway stream join (Figure 13b). In this implementation, we use small sliding windows because the memory resources provided in an FPGA are valuable and limited. When working with large sliding windows, a decision concerning the use of one or multiple external memory chips (directly connected to the FPGA) needs to be made. This decision frees up valuable FPGA memory resources for logic and crucial buffering.

The TPC-H third query used five GSwitch-As (Figure 11), and they consumed a negligible amount of FPGA resources. Similarly, the LSwitchs consumed minimal resources from our FPGA, as observed in the resource utilization report of LSwitch in the second topology brick (Brick_2). Therefore, Diba's NoC complied with its objectives of serving as a simple and undemanding communication layer.

Brick_1 contained the selection operators and consumed a negligible amount of resources, as expected of stateless operators, whereas Brick_2 consumed the most resources due to its multiway stream join operator. Brick_3 contained the Aggregation-GroupBy operator, and Brick_4 contained the OrderBy operator; however, they also consumed a negligibly small amount of resources compared with the second topology brick.

In Table 1, we observe the resource consumption in the implementation of the pipeline stages for our custom multiway stream joins. PipeStage2 used double the resources for the other two stages because it contained two separate instances of our HB-SJ, although sharing some components resulted in a slight reduction in terms of resource consumption.

7 CONCLUSIONS

Interest in real-time stream processing has increased in recent years, motivated by emerging IoT applications. In this work, we focused on designing and developing a flexible hardware-based streaming architecture with the capability of offline and online configuration/adaptation to query workloads and their updates. This flexibility is essential to many streaming applications, such as real-time data analytics, information filtering, and complex event processing. The proposed Diba framework allows us to choose a favorable configuration for a set of queries. These queries can subsequently be dynamically modified/adjusted (i.e., online) based on choices of processing components and their re-programmability properties. Furthermore, the modular design of our processor, specifically the separation of the unidirectional distribution network from the processing components, simplifies the addition of other necessary components (e.g., query operators).

TABLE 1: TPC-H third Query on Diba Resource Utilization (Virtex UltraScale XCVU190-2FLGC2104E FPGA)

Unit	CLB	CLB LUTs	CLB Registers	CARRY8	F7 Muxes	F8 Muxes	LUT Logic	LUT Memory	LUT Flip Flop Pairs	Block RAM Tile	DSPs
Total	134280	107424	2148480	13420	537120	268560	1074240	231840	1074240	3780	1800
FQP-Q3	9221	20695	40985	251	3193	1580	15947	4748	4183	6	130
-Brick1	98	499	318	0	0	0	155	344	16	0	0
-Brick2	8281	16678	37858	240	2944	1456	13582	3096	3890	6	128
-Input_FIFO	13	68	4	0	0	0	12	56	2	0	0
-LSwitch	2	11	0	0	0	0	3	8	0	0	0
-CMJoin	8221	16197	37831	240	2944	1456	13445	2752	3872	0	128
—PipeStage1	2054	3963	9501	60	736	364	3301	662	946	1.5	32
—PipeStage2	4081	7867	18429	120	1472	728	6655	1212	1852	3	64
—PipeStage3	2081	4037	9477	60	736	364	3375	662	951	1.5	32
—Auxiliary	147	330	303	0	0	0	114	216	9	0	0
-Filters	46	240	16	0	0	0	16	224	8	0	0
-Collector	34	162	7	0	0	0	106	56	4	0	0
-Brick3	262	695	1074	9	121	60	631	64	75	0	2
-Brick4	461	1180	1690	2	128	64	836	344	152	0	0
-GSwitch1-5	~5*52	~5*275	5*9	0	0	0	~5*151	5*124	~5*5	0	0

ACKNOWLEDGMENTS

This research was supported by the Alexander von Humboldt Foundation.

REFERENCES

- [1] H. V. Jagadish, J. Gehrke, A. Labrinidis, Y. Papakonstantinou, J. M. Patel, R. Ramakrishnan, and C. Shahabi, “Big data and its technical challenges,” *Commun. ACM*, 2014.
- [2] “Significance and challenges of big data research,” *Big Data Research*, 2015.
- [3] Z. D. Stephens, S. Y. Lee, F. Faghri, R. H. Campbell, C. Zhai, M. J. Efron, R. Iyer, M. C. Schatz, S. Sinha, and G. E. Robinson, “Big data: Astronomical or genomic?” *PLOS Biology*, 2015.
- [4] “Social big data: Recent achievements and new challenges,” *Information Fusion*, 2016.
- [5] “The rise of “big data” on cloud computing: Review and open research issues,” *Information Systems*, 2015.
- [6] V. Turner, D. Reinsel, J. Gants, and S. Minton, “The digital universe of opportunities: Rich data and the increasing value of the internet of things [white paper],” *Retrieved from International Data Corporation website: http://idcdocserv.com/1678*, 2014.
- [7] C. R. Kitchin, *Telescopes and Techniques*. Springer-Verlag New York, 2013.
- [8] E. van Heerden, A. Karastergiou, S. J. Roberts, and O. Smirnov, “New approaches for the real-time detection of binary pulsars with the square kilometre array (ska),” in *URSI GASS*, 2014.
- [9] K. P. Chen and C.-Y. Zhang, “Data-intensive applications, challenges, techniques and technologies: A survey on big data,” *Information Sciences*, 2014.
- [10] Z. István, “The glass half full: Using programmable hardware accelerators in analytics,” *IEEE Data Eng. Bull.*, vol. 42, no. 1, pp. 49–60, 2019. [Online]. Available: <http://sites.computer.org/debull/A19mar/p49.pdf>
- [11] M. Sit, M. Bravo, and Z. István, “An experimental framework for improving the performance of BFT consensus for future permissioned blockchains,” in *15th ACM International Conference on Distributed and Event-based Systems, DEBS 2021, Virtual Event, Italy, June 28 - July 2, 2021*, A. Margara, E. D. Valle, A. Artikis, N. Tatbul, and H. Parzyjegl, Eds. ACM, 2021, pp. 55–65. [Online]. Available: <https://doi.org/10.1145/3465480.3466922>
- [12] X. Chen, F. Cheng, H. Tan, Y. Chen, B. He, W. Wong, and D. Chen, “Thundergrip: Resource-efficient graph processing framework on fpgas with HLS,” *ACM Trans. Reconfigurable Technol. Syst.*, vol. 15, no. 4, pp. 44:1–44:31, 2022. [Online]. Available: <https://doi.org/10.1145/3517141>
- [13] “Announcing Amazon EC2 F1 instances with custom FPGAs,” Amazon, Inc., 2016.
- [14] A. Caulfield, E. Chung, A. Putnam, H. Angepat, J. Fowers, M. Haselman, S. Heil, M. Humphrey, P. Kaur, J.-Y. Kim, D. Lo, T. Massengill, K. Ovtcharov, M. Papamichael, L. Woods, S. Lanka, D. Chiou, and D. Burger, “A cloud-scale acceleration architecture,” *MICRO*, 2016.
- [15] “OpenPOWER cloud: Accelerating cloud computing,” *IBM Research*, 2016.
- [16] M. Abadi, P. Barham, J. Chen, Z. Chen, A. Davis, J. Dean, M. Devin, S. Ghemawat, G. Irving, M. Isard, M. Kudlur, J. Levenberg, R. Monga, S. Moore, D. G. Murray, B. Steiner, P. Tucker, V. Vasudevan, P. Warden, M. Wicke, Y. Yu, and X. Zheng, “TensorFlow: A system for large-scale machine learning,” *OSDI*, 2016.
- [17] M. Balazinska, H. Balakrishnan, and M. Stonebraker, “Contract-based load management in federated distributed systems,” ser. NSDI, 2004.
- [18] A. Arasu, B. Babcock, S. Babu, J. Cieslewicz, M. Datar, K. Ito, R. Motwani, U. Srivastava, and J. Widom, *STREAM: The Stanford Data Stream Management System*. Springer Berlin Heidelberg, 2016.
- [19] R. Motwani, J. Widom, A. Arasu, B. Babcock, S. Babu, M. Datar, G. Manku, C. Olston, J. Rosenstein, and R. Varma, “Query processing, resource management, and approximation in a data stream management system,” 2003.
- [20] S. Chandrasekaran, O. Cooper, A. Deshpande, M. J. Franklin, J. M. Hellerstein, W. Hong, S. Krishnamurthy, S. R. Madden, F. Reiss, and M. A. Shah, “Telegraphcq: Continuous dataflow processing,” in *SIGMOD*, 2003.
- [21] C. Cranor, T. Johnson, O. Spataschek, and V. Shkapenyuk, “Gigascope: A stream database for network applications,” in *SIGMOD*, 2003.
- [22] M. A. Hammad, M. F. Mokbel, M. H. Ali, W. G. Aref, A. C. Catlin, A. K. Elmagarmid, M. Eltabakh, M. G. Elfeky, T. M. Ghanem, R. Gwadera, I. F. Ilyas, M. Marzouk, and X. Xiong, “Nile: a query processing engine for data streams,” in *Proceedings. 20th International Conference on Data Engineering*, 2004.
- [23] M. Zaharia, M. Chowdhury, M. J. Franklin, S. Shenker, and I. Stoica, “Spark: Cluster computing with working sets,” *HotCloud*, 2010.
- [24] S. Zhang, J. He, A. C. Zhou, and B. He, “Brickstream: Scaling data stream processing on shared-memory multicore architectures,” in *Proceedings of the 2019 International Conference on Management of Data, SIGMOD Conference 2019, Amsterdam, The Netherlands, June 30 - July 5, 2019*, P. A. Boncz, S. Manegold, A. Ailamaki, A. Deshpande, and T. Kraska, Eds. ACM, 2019, pp. 705–722. [Online]. Available: <https://doi.org/10.1145/3299869.3300067>
- [25] R. Mueller, J. Teubner, and G. Alonso, “Streams on wires: a query compiler for FPGAs,” *Vldb*, 2009.
- [26] M. Sadoghi, R. Javed, N. Tarafdar, H. Singh, R. Palaniappan, and H.-A. Jacobsen, “Multi-query stream processing on FPGAs,” *ICDE*, 2012.
- [27] “IBM Netezza 1000 data warehouse appliance,” IBM, Inc., 2009.
- [28] K. Aingaran, S. Jairath, G. Konstantinidis, S. Leung, P. Loewenstein, C. McAllister, S. Phillips, Z. Radovic, R. Sivaramakrishnan, D. Smentek, and T. Wicki, “M7: Oracle’s next-generation spar processor,” *IEEE Micro*, 2015.
- [29] L. Wu, A. Lottarini, and T. Paine, “Q100: the architecture and design of a database processing unit,” *ASPLOS ’14*, 2014. [Online]. Available: <http://dl.acm.org/citation.cfm?id=2541961>
- [30] X. Chen, H. Tan, Y. Chen, B. He, W.-F. Wong, and D. Chen, “Skew-oblivious data routing for data intensive applications on fpgas with hls,” in *2021 58th ACM/IEEE Design Automation Conference (DAC)*, 2021, pp. 937–942.
- [31] G. De Michell and R. Gupta, “Hardware/software co-design,” *Proceedings of the IEEE*, vol. 85, no. 3, pp. 349–365, 1997.
- [32] W. Lu, Y. Chen, J. Wu, Y. Zhang, X. Li, and G. Yan, “DOE: database offloading engine for accelerating SQL processing,” in *38th IEEE International Conference on Data Engineering Workshops, ICDE Workshops 2022, Kuala Lumpur, Malaysia, May 9, 2022*. IEEE, 2022, pp. 129–134. [Online]. Available: <https://doi.org/10.1109/ICDEW55742.2022.00026>
- [33] D. Korolija, D. Koutsoukos, K. Keeton, K. Taranov, D. S. Milojevic, and G. Alonso, “Farview: Disaggregated memory with operator off-loading for database engines,” in *12th Conference on Innovative Data Systems Research, CIDR 2022, Chaminade, CA, USA, January 9-12, 2022*. www.cidrdb.org, 2022. [Online]. Available: <https://www.cidrdb.org/cidr2022/papers/p11-korolija.pdf>
- [34] S. Rooshkosh, D. Hoornaert, J. H. Mun, T. I. Papon, A. Sanaullah, U. Drepper, R. Mancuso, and M. Athanassoulis, “Relational memory: Native in-memory accesses on rows and columns,” in *Proceedings 26th International Conference on Extending Database Technology, EDBT 2023, Ioannina, Greece, March 28-31, 2023*, J. Stoyanovich, J. Teubner, N. Mamoulis, E. Pitoura, and J. Mühlhig, Eds. OpenProceedings.org, 2023, pp. 66–79. [Online]. Available: <https://doi.org/10.48786/edbt.2023.06>
- [35] B. Sukhwani, M. Thoennes, H. Min, P. Dube, B. Brezzo, S. Asaad, and D. Dillenberger, “A hardware/software approach for database query acceleration with FPGAs,” vol. 43, no. 6, pp. 1129–1159. [Online]. Available: <https://doi.org/10.1007/s10766-014-0327-4>
- [36] M. Najafi, M. Sadoghi, and H.-A. Jacobsen, “Flexible query processor on FPGAs,” *Vldb*, 2013.
- [37] M. Najafi, M. Sadoghi, and H. A. Jacobsen, “Configurable hardware-based streaming architecture using online programmable-blocks,” in *ICDE*, 2015.
- [38] Z. Zhou, C. Yu, S. Nutanong, Y. Cui, C. Fu, and C. J. Xue, “A hardware-accelerated solution for hierarchical index-based merge-join(extended abstract),” in *2019 IEEE 35th International Conference on Data Engineering (ICDE)*, pp. 2137–2138, ISSN: 2375-026X.
- [39] R. Lasch, M. Moghaddamfar, N. May, S. S. Demirsoy, C. Färber, and K.-U. Sattler, “Bandwidth-optimal relational joins on FPGAs,” in *Proceedings of the 25th International Conference on Extending Database Technology, EDBT 2022, Edinburgh, UK, March 29 - April 1, 2022*, J. Stoyanovich, J. Teubner, P. Guagliardo, M. Nikolic, A. Pieris, J. Mühlhig, F. Özcan, S. Schelter, H. V.

- Jagadish, and M. Zhang, Eds. OpenProceedings.org, pp. 1:27–1:39. [Online]. Available: <https://doi.org/10.5441/002/edbt.2022.03>
- [40] C. Denny, D. Ziener, and J. Teich, “On-the-fly composition of fpga-based sql query accelerators using a partially reconfigurable module library,” in *2012 IEEE 20th International Symposium on Field-Programmable Custom Computing Machines*, 2012, pp. 45–52.
- [41] D. J. Abadi, D. Carney, U. Çetintemel, M. Cherniack, C. Convey, S. Lee, M. Stonebraker, N. Tatbul, and S. Zdonik, “Aurora: a new model and architecture for data stream management,” vol. 12, no. 2, pp. 120–139. [Online]. Available: <https://doi.org/10.1007/s00778-003-0095-z>
- [42] S. Chandrasekaran *et al.*, “TelegraphCQ: Continuous dataflow processing for an uncertain world,” *CIDR*, 2003.
- [43] M. Balazinska, H. Balakrishnan, S. R. Madden, and M. Stonebraker, “Fault-tolerance in the borealis distributed stream processing system,” vol. 33, no. 1, pp. 3:1–3:44. [Online]. Available: <https://doi.org/10.1145/1331904.1331907>
- [44] A. Toshniwal, S. Taneja, A. Shukla, K. Ramasamy, J. M. Patel, S. Kulkarni, J. Jackson, K. Gade, M. Fu, J. Donham, N. Bhagat, S. Mittal, and D. Ryaboy, “Storm@twitter,” in *Proceedings of the 2014 ACM SIGMOD International Conference on Management of Data*, ser. SIGMOD ’14. Association for Computing Machinery, pp. 147–156. [Online]. Available: <https://doi.org/10.1145/2588555.2595641>
- [45] P. Carbone, A. Katsifodimos, S. Ewen, V. Markl, S. Haridi, and K. Tzoumas, “Apache flink™: Stream and batch processing in a single engine,” vol. 36, no. 4, pp. 28–38.
- [46] G. Theodorakis, F. Kounelis, P. Pietzuch, and H. Pirk, “Scabbard: single-node fault-tolerant stream processing,” vol. 15, no. 2, pp. 361–374. [Online]. Available: <https://doi.org/10.14778/3489496.3489515>
- [47] C. Cranor, T. Johnson, and O. Spatschek, “Gigascop: a stream database for network applications,” *SIGMOD*, 2003.
- [48] A. R. Mahmood, A. M. Aly, T. Qadah, E. K. Rezig, A. Daghistani, A. Madkour, A. S. Abdelhamid, M. S. Hassan, W. G. Aref, and S. Basalamah, “Tornado: a distributed spatio-textual stream processing system,” vol. 8, no. 12, pp. 2020–2023. [Online]. Available: <http://doi.org/10.14778/2824032.2824126>
- [49] L. Tran, M. Y. Mun, and C. Shahabi, “Real-time distance-based outlier detection in data streams,” vol. 14, no. 2, pp. 141–153. [Online]. Available: <https://doi.org/10.14778/3425879.3425885>
- [50] F. Maschi, M. Owaid, G. Alonso, M. Casalino, and A. Hock-Koon, “Making search engines faster by lowering the cost of querying business rules through FPGAs,” in *Proceedings of the 2020 ACM SIGMOD International Conference on Management of Data*, ser. SIGMOD ’20. Association for Computing Machinery, pp. 2255–2270. [Online]. Available: <https://doi.org/10.1145/3318464.3386133>
- [51] X. Sun, J. Yu, Z. Zhou, and C. J. Xue, “FPGA-based compaction engine for accelerating LSM-tree key-value stores,” in *2020 IEEE 36th International Conference on Data Engineering (ICDE)*, pp. 1261–1272, ISSN: 2375-026X.
- [52] S. Watanabe, K. Fujimoto, Y. Saeki, Y. Fujikawa, and H. Yoshino, “Column-oriented database acceleration using FPGAs,” in *2019 IEEE 35th International Conference on Data Engineering (ICDE)*, pp. 686–697, ISSN: 2375-026X.
- [53] K. Kim, R. Johnson, and I. Pandis, “BionicDB: Fast and power-efficient OLTP on FPGA,” in *Advances in Database Technology - 22nd International Conference on Extending Database Technology, EDBT 2019, Lisbon, Portugal, March 26-29, 2019*, M. Herschel, H. Galhardas, B. Reinwald, I. Fundulaki, C. Binnig, and Z. Kaoudi, Eds. OpenProceedings.org, pp. 301–312. [Online]. Available: <https://doi.org/10.5441/002/edbt.2019.27>
- [54] Z. F. Eryilmaz, A. Kakraparthi, J. M. Patel, R. Sen, and K. Park, “FPGA for aggregate processing: The good, the bad, and the ugly,” in *2021 IEEE 37th International Conference on Data Engineering (ICDE)*, pp. 1044–1055, ISSN: 2375-026X.
- [55] L. B. G. A. Becher, K. Meyer-Wegener, S. Wildermann, and J. Teich, “SQL query processing using an integrated FPGA-based near-data accelerator in ReProVide,” in *Proceedings of the 23rd International Conference on Extending Database Technology, EDBT 2020, Copenhagen, Denmark, March 30 - April 02, 2020*, A. Bonifati, Y. Zhou, M. A. V. Salles, A. Böhm, D. Olteanu, G. H. L. Fletcher, A. Khan, and B. Yang, Eds. OpenProceedings.org, pp. 639–642. [Online]. Available: <https://doi.org/10.5441/002/edbt.2020.83>
- [56] M. Najafi, M. Sadoghi, and H.-A. Jacobsen, “SplitJoin: A scalable, low-latency stream join architecture with adjustable ordering precision,” in *USENIX ATC*, 2016.
- [57] J. Teubner and R. Mueller, “How soccer players would do stream joins,” *SIGMOD*, 2011.
- [58] M. Najafi, M. Sadoghi, and H.-A. Jacobsen, “The FQP vision: Flexible query processing on a reconfigurable computing fabric,” *SIGMOD*, 2015.
- [59] J. Kang, J. Naughton, and S. Viglas, “Evaluating window joins over unbounded streams,” *ICDE*, 2003.
- [60] B. Gedik, R. R. Bordawekar, and P. S. Yu, “CellJoin: A parallel stream join operator for the cell processor,” *VLDBJ*, 2009.
- [61] V. Gulisano, Y. Nikolakopoulos, M. Papatriantafyllou, and P. Tsigas, “Scalejoin: A deterministic, disjoint-parallel and skew-resilient stream join,” *Big Data*, 2015.
- [62] Q. Lin, B. C. Ooi, Z. Wang, and C. Yu, “Scalable distributed stream join processing,” *SIGMOD*, 2015.
- [63] L. Wu, R. J. Barker, M. A. Kim, and K. A. Ross, “Navigating Big Data with high-throughput, energy-efficient data partitioning,” *ISCA*, 2013.
- [64] T. Karnagel, D. Habich, B. Schlegel, and W. Lehner, “The HELLS-join: A heterogeneous stream join for extremely large windows,” *DaMoN Workshop*, 2013.
- [65] Y. Oge, T. Miyoshi, H. Kawashima, and T. Yoshinaga, “Design and implementation of a handshake join architecture on FPGA,” *IEICE*, 2012.
- [66] A. Hagiescu, W.-F. Wong, D. Bacon, and R. Rabbah, “A computing origami: Folding streams in FPGAs,” *DAC*, 2009.
- [67] T. P. P. Council, “TPC-H benchmark specification,” *Published at http://www.tpc.org/hspec.html*, 2008.
- [68] M. H. Ali, W. G. Aref, R. Bose, A. K. Elmagarmid, A. Helal, I. Kamel, and M. F. Mokbel, “Nile-pdt: A phenomenon detection and tracking framework for data stream management systems,” *VLDB*, 2005.
- [69] S. Kumar, S. Dharmapurikar, F. Yu, P. Crowley, and J. Turner, “Algorithms to accelerate multiple regular expressions matching for deep packet inspection,” *SIGCOMM*, 2006.
- [70] V. Raghavan, E. Rundensteiner, J. Woycheese, and A. Mukherji, “FireStream: Sensor stream processing for monitoring fire spread,” *ICDE*, 2007.
- [71] M. Najafi, M. Sadoghi, and H.-A. Jacobsen, “A scalable circular pipeline design for multi-way stream joins in hardware,” *ICDE*, 2018.
- [72] “Vivado design suite user guide (hierarchical design (v2017.2)),” 2017.



Mohammadreza Najafi has received his Ph.D. from Technical University of Munich in 2019. His research interests include very large-scale integration (VLSI) circuits, system-on-chip solutions, processor architectures, highly scalable algorithms, parallel computing, high-performance circuits, and low-power system design.



Thamir M. Qadah received his Ph.D. degree from Purdue University, West Lafayette, Indiana, in 2021. He is an assistant professor in the Computer Science Department in the College of Computer and Information Systems at Umm Al-Qura University, Makkah, Saudi Arabia. His research interests include designing and implementing secure, dependable, and high-performance software systems that exploit modern hardware technologies and cloud infrastructures. His research on queue-oriented transaction processing is recognized by the Best Paper Award in Middleware’18. Since 2015, He has been serving the research community as a reviewer for top-tier conferences such as SIGMOD, VLDB, ICDE, ICDCS, ATC, EDBT, Middleware, and CIKM as well as a reviewer for the IEEE Access journal. Moreover, he served as a committee member of the artifact evaluation committee for ASPLOS, OSDI, and SOSP. He has been an IEEE member since 2005.



Mohammad Sadoghi is an Associate Professor of Computer Science at the University of California, Davis. Formerly, he was an Assistant Professor at Purdue University and Research Staff Member at IBM T.J. Watson Research Center. He received his Ph.D. from the University of Toronto in 2013. His research is focused to pioneer a resilient data platform at scale. He has over 100 publications and has filed 35 U.S. patents. He is serving in the Steering Committee of ACM/IFIP Middleware and International Symposium on Foundations and Applications of Blockchain (FAB), and served as the Lead-Guest Editor for Springer Distributed and Parallel Databases: Special Issue on Blockchain. He has served as Associate PC Chair for IEEE ICDE 2023; Program Vice Co-Chair for IEEE ICDCS’21; Program Vice Co-Chair for IEEE Big Data’21; General Chair of FAB’21; PC Co-Chair for ACM DEBS’20; General Co-chair of ACM/IFIP Middleware’19; and PC Chair (Industry Track) for ACM DEBS’17. He has co-authored two books, “Transaction Processing on Modern Hardware” and “Fault-tolerant Distributed Transactions on Blockchain” both are part of Morgan & Claypool Synthesis Lectures on Data Management.



Hans-Arno Jacobsen is a pioneering researcher whose work lies at the interface among computer science, computer engineering and information systems. He holds numerous patents and has been involved in important industrial developments with partners like Bell Canada, Computer Associates, IBM, Yahoo! and Sun Microsystems. His principal areas of research include the design and development of middleware systems, event processing, service computing and applications in enterprise data

processing. His applied research is focused on ICT for energy management and energy efficiency. He also explores the integration of modern hardware components, such as FPGAs (Field Programmable Gate Arrays), into middleware architectures. After studying and completing his doctorate in Germany, France and the USA, Prof. Jacobsen engaged in post-doctoral research at INRIA near Paris before moving to the University of Toronto in 2001. In 2011, he received the prestigious Alexander von Humboldt Professorship to engage in research at TUM.