

The Great Awakening as a Global Phenomenon

David Rozado

Abstract

Previous research has identified a post-2010 sharp increase of words used to denounce prejudice (i.e. *racism*, *sexism*, *homophobia*, *Islamophobia*, *anti-Semitism*, etc) in US and UK news media content. Some have referred to these institutional trends and related shifts in US public opinion about increasing perceptions of prejudice severity in society as the *Great Awakening*. Here, we extend previous analysis to the global media environment. Thus, we quantify the prevalence of prejudice-denouncing terms and social justice associated terminology (*diversity*, *inclusion*, *equality*, etc) in over 98 million news and opinion articles across 124 popular news media outlets from 36 countries representing 6 different world regions: English-speaking West, continental Europe, Latin America, sub-Saharan Africa, Persian Gulf region and Asia. We find that increasing prominence in news media of so-called wokeness terminology is a global phenomenon starting early post-2010 in pioneering countries yet mostly worldwide ubiquitous post-2015. Still, different world regions emphasize distinct types of prejudice with varying degrees of intensity. Surprisingly, the United States news media does not appear to have been the pioneer in embedding prejudice and social justice loaded terminology in their content. We also note that state-controlled news media from Russia, China and Iran might be leveraging *wokeness* terminology as a geopolitical propaganda weapon to mock, destabilize or criticize Western adversaries. The large degree of temporal synchronicity with which wokeness terminology emerged in news media worldwide raises important questions about the root causes driving this phenomenon.

Introduction

Previous research has identified an exponential explosion in the number of references to different prejudice types regarding ethnicity, gender, sexual or religious orientation in popular American news media outlets, both left- and right-leaning (Rozado et al., 2021a). Follow-up research showed that these trends were not circumscribed to United States news media but that similar dynamics were also apparent in UK and Spanish media (Rozado, 2022a; Rozado & Goodwin, 2022). Additional research also documented similar trends in US and UK news media usage of terminology often associated with social justice discourse such as *diversity*, *inclusion* or *equality* (Rozado, 2020; Rozado & Goodwin, 2022).

Critically, the previous works noted that the increasing number of references to prejudice had started prior to Donald Trump's 2015 emergence in the US political arena when he announced his bid for the nomination of the Republican Party to the presidency of the United States. The trend also seems to persist after he left office (Rozado et al., 2021b). As predicted by *agenda-setting* theory, the increasing prominence of terms signifying prejudice in US news media was predictive of shifts in increasing concern among the American public about the severity of some, but not all, types of prejudice (Larcinese et al., 2007; Lowry et al., 2003; McCombs, 2005; Rozado et al., 2021a).

The growing number of references to prejudice and social justice discourse is not circumscribed to news media. A content analysis of millions of published scholarly articles also showed an increasing frequency in the usage of such terms in the academic literature (Rozado, 2022b). An important

difference between news media and academic content was however apparent. While the trend in the usage of prejudice denouncing terms and social justice associated terminology in news media has been relatively flat since the 1970s until the early 2010s and it then explodes thereafter, the trend in academic content had been growing up gradually since the 1980s, although an abrupt increase in the prevalence of this terminology is also apparent post-2010, but the rate of change is milder than in news media.

Others have named the news media, academic and social dynamics delineated above as the *Great Awakening* or *wokeness*. The term *woke* is an English adjective that was originally coined to denote awareness about prejudice and discrimination (*What Is the History of the Word 'Woke'?*, 2021). Although it was initially intended to signal positive connotations, over time it has also acquired negative undertones in right-leaning circles as a result of it being used by critics of the American left as a way of signaling what they perceive as exaggerated left-wing claims about the severity of prejudice and discrimination (*What Is the History of the Word 'Woke'?*, 2021). Regardless of connotations, most observers would agree that *wokeness* can be characterized as a social phenomenon manifesting as increasing social and institutional focus on denouncing and combating presumed prejudice.

Renowned economists, Tyler Cowen, argued in an open editorial piece titled *Wokeism Will Rule the World* ("Why Wokeism Will Rule the World," 2021) that *wokeness* is an American cultural export and that despite displaying some excesses, it will mostly have a beneficial impact in importing countries since injustice and discrimination are pervasive around the globe. The piece predicted that *wokeness* would spread worldwide and assumed that *wokeness* began in the United States. Other authors have similarly assumed that *wokeness* began in the US (Carl, 2021). Yet, empirical evidence that this is the case is lacking in the existing literature.

In previous works, we have operationalized the prevalence of woke-terminology in news media content by longitudinally tracking the number of mentions of words used to denounce prejudice and terms often associated with social justice discourse. Here, we use such previously developed methodology and constructs to examine to what extent *wokeness* is a worldwide news media phenomenon. We also attempt to characterize the emphasis of news media from different world regions on distinct types of prejudice and the percentage changes with which woke terminology has increased in countries' news media in recent years. We also examine the correlation in news media worldwide between prejudice signifying words with negative connotations (*racism*, *sexism*, *homophobia*, etc.) and terms often associated with social justice discourse and positive connotations such as *diversity*, *inclusion*, *fairness*, etc. Finally, we also try to elucidate whether the United States news media was a pioneer in embracing the increasing usage of terminology that signals *wokeness*.

Methods

To facilitate the reproducibility and verifiability of the results reported in this study, the analysis scripts and the list of target terms counts and total word counts in each of the over 98 million articles analyzed in this work will be made publicly available in an open access repository upon publication of this manuscript in a peer-reviewed journal.

Countries were selected for inclusion in our analysis by prioritizing population size, a diversity of world regions representativeness and geopolitical strategic importance. A minimum of two news outlets per country was used as a threshold for inclusion of the country in the analysis. The average number of news outlets per country was 3.6. News outlets were selected by popularity within the

country, availability of historical content in their online web domains and technical feasibility of automated content analysis of their web domains. We prioritized news outlets with English content for our sample to facilitate the analysis but we also analyzed 41 outlets in other languages such as Spanish, French, German, Swedish, Italian or Portuguese. When comprehensive English versions of the news outlet content were available in the news outlet web domain, we used that data in the analysis. We translated our set of target words in English (*sexism*, *racism*, *diversity*, etc) to the different languages of news outlets analyzed using Google Translate.

The text content of the analyzed articles is available on the web domains of the respective media outlets and often also in Internet cache repositories such as Common Crawl, Google cache or the Internet Archive. Our content analysis is limited to the headlines and text body of the articles and does not include other article elements such as figure captions or subheadings. This work has not analyzed the audiovisual content of media outlets, except when said outlets offer a transcription of their audiovisual content in written form. The text of the articles was located in the HTML source code of each article URL using XPath expressions. All tokens (unigrams) in the corpus were converted to lowercase letters before frequency estimation.

The annual relative frequency of a target term (i.e. a unigram like *diversity* or n-gram like *social justice*) in a given outlet was estimated by dividing the number of occurrences of the target term in all year's articles by the total number of words in all articles for that year. This relative frequency metric is robust to the variable number of articles and text volume published by media outlets in different years.

In order to avoid content from an outlet with a low volume of text in a given year producing noisy frequencies estimations, we have established a minimum threshold for the inclusion of outlet content from any given year in our analysis consisting on the existence of at least 250,000 words of content per outlet and year.

The temporal availability of articles in different media is not uniform. Some outlets have archived news content since the year 2000 and earlier in their online web domains. Others, only have availability of content for more recent years, see Supporting Information (SI) for a breakdown of articles volume analyzed per outlet and year.

For a small percentage of articles, XPath expressions might not be perfectly accurate at locating the article's headline and body of text in the source code. This is due to the heterogeneity of HTML code and CSS styles in which articles' text is embedded in the web pages of the analyzed media.

Most of the erroneous frequencies are minor deviations from the correct frequencies such as counting a target word in a figure caption and which the XPath expression incorrectly included as belonging to the main body of the article. In short, in a data analysis of more than 98 million articles, it is impossible to manually count the number of mentions of a target word or term in all articles. Minor errors may occasionally occur in the automated computation of words' frequencies due to factors such as incorrect HTML source code or partial article content behind a pay wall. But in general, our method of estimating word frequencies in media content produces verifiable results as illustrated by our previous work (Rozado, 2020, 2022a; Rozado et al., 2021a; Rozado & Kaufmann, 2022) and Figure 2 that shows the relative frequencies of several illustrative terms in the New York Times during the last 50 years. The figure shows how our method accurately captures the temporal dynamics of the first Gulf War (1991), the Iraq War (2003), the presidencies of Bush father and son, the ascendance of China as a global superpower, the disappearance of the Soviet Union, technologies that come and go (cassettes, DVDs), the rise or fall in prominence of corporations

(Facebook vs General Motors), the various editions of the Olympic Games and other social/natural phenomena (anxiety, climate change, etc).

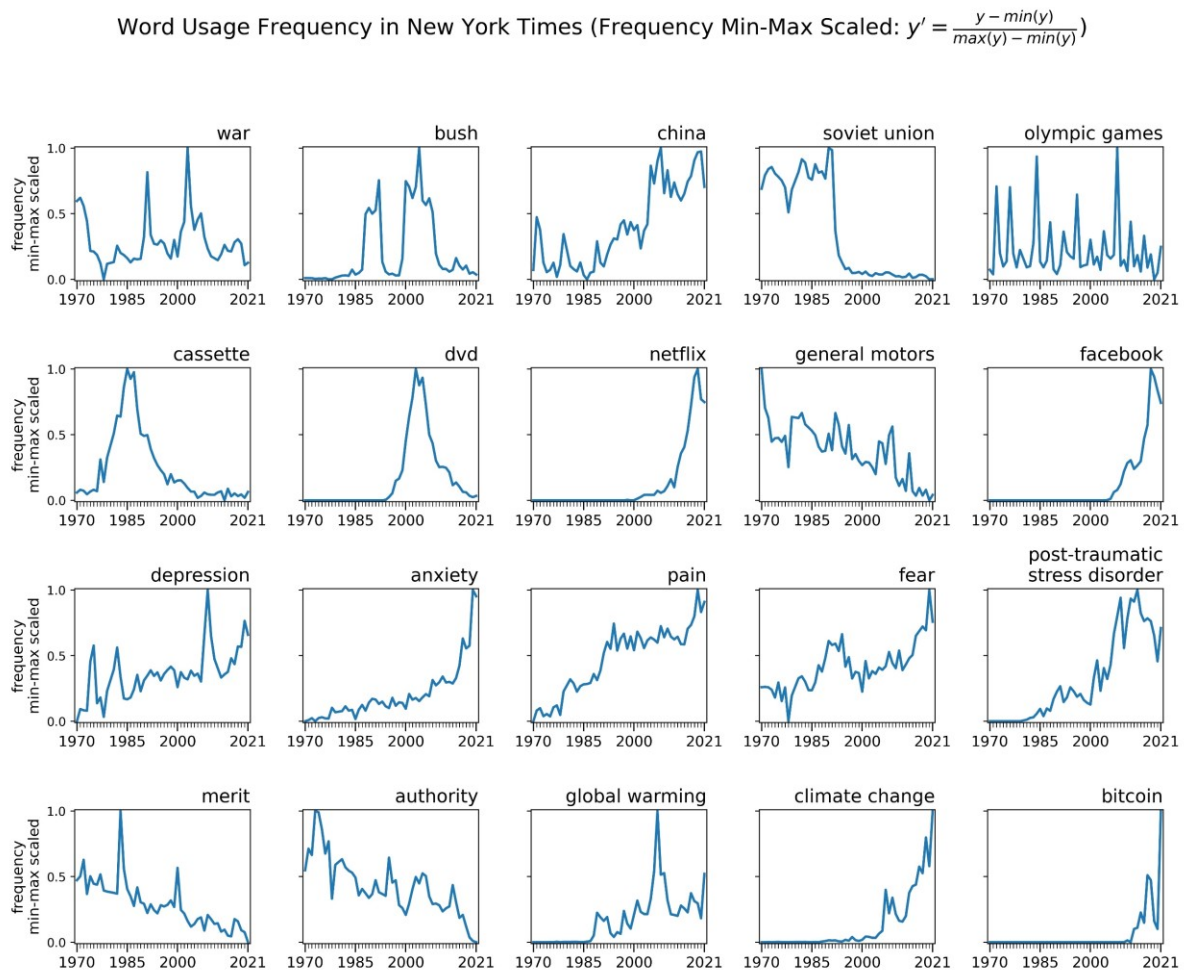


Figure 1 Min-max scaled yearly frequency of word usage in New York Times articles for a set of illustrative terms.

Averages of min-max scaled relative frequencies time series

Analyzing the prevalence of a theme in a corpus of news media articles requires the usage of several vantage points to gather a holistic picture that fully characterizes the phenomena. When attempting to quantify the chronological prevalence of a construct such as *prejudice-denouncing terms* (i.e. *racism, sexism, homophobia, transphobia, Islamophobia*, etc), simply aggregating the relative frequencies of each term by summation or averaging is not advisable since the aggregated metric will be dominated by any term in the construct with an outsized frequency magnitude in comparison to the other terms.

That is, if the word *racism* is used 10 times more often in the corpus than the word *islamophobia*, adding the time series' frequencies of each term or taking the average will produce a distorted view of the construct that will be dominated by the highest frequency term while obscuring the lower prevalence terms dynamics. Using other central tendency estimations that mitigate the impact of

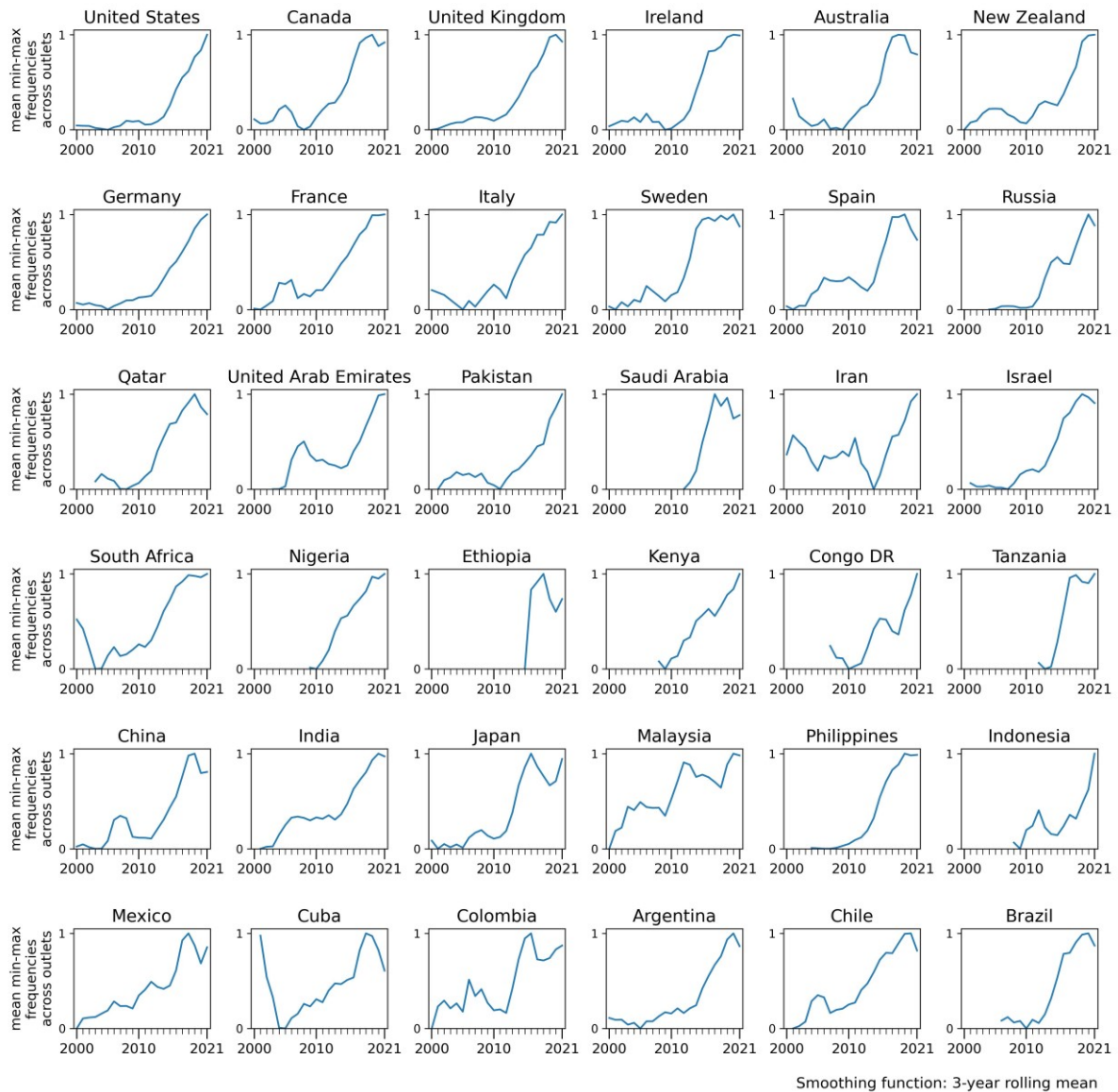
outliers, such as harmonic or geometric means of the time series, is unfeasible in our data set since many outlets have zero frequency values for some years/terms.

Thus, to capture the overall dynamics of a construct such as *prejudice-denouncing terms* or *social justice associated terminology*, we compute the relative frequency time series of each term in the construct, we then apply *min-max feature scaling* to bring each term relative frequencies time series to the range 0-1 so as to neutralize the impact of higher frequency terms on the aggregated dynamics. We then take the average of all the min-max frequencies and min-max the resulting average to rescale to the 0-1 range. This approach produces similar dynamics to factor analysis but it is more transparent and does not need arbitrary hyper-parameter tuning like factor analysis does for eigenvalue cut-offs, rotation method to use, number of factors to select, thresholds for inclusion of a word in a factor, etc. The resulting average min-max scaled frequencies metric time series provide a good assessment of overall dynamics of the terms in the construct that allows discerning periods of minimum, medium and maximum usage of the terms in the construct overall. Of course, this metric represents just one vantage point of the phenomena, so we complement this analysis with others like relative frequencies, breaking the analysis by prejudice type, and relative frequencies rate of change.

Results

We first analyze average min-max scaled frequencies of terms commonly used to denounce prejudice (i.e. *racism*, *sexism*, *homophobia*, etc) in 124 popular news media outlets from 36 countries representing six different world regions, see Figure 2. Note that the frequency of each prejudice-denoting term has been normalized using min-max feature scaling to the range [0–1]. This is done to neutralize differences in frequency ranges for different terms and thus obtain an overall estimate of when the aggregate set of terms denoting prejudice is being used, on average, at minimum and maximum prevalence. The figure shows that in most of the countries analyzed, there has been a marked increase in news media mentions of prejudice-denouncing terms post-2010.

National News Media[†] Average Min-Max Scaled Frequencies of Words: racism, racist, sexism, sexist, homophobia, homophobic, transphobia, transphobic, islamophobia, islamophobic, antisemitism, antisemitic



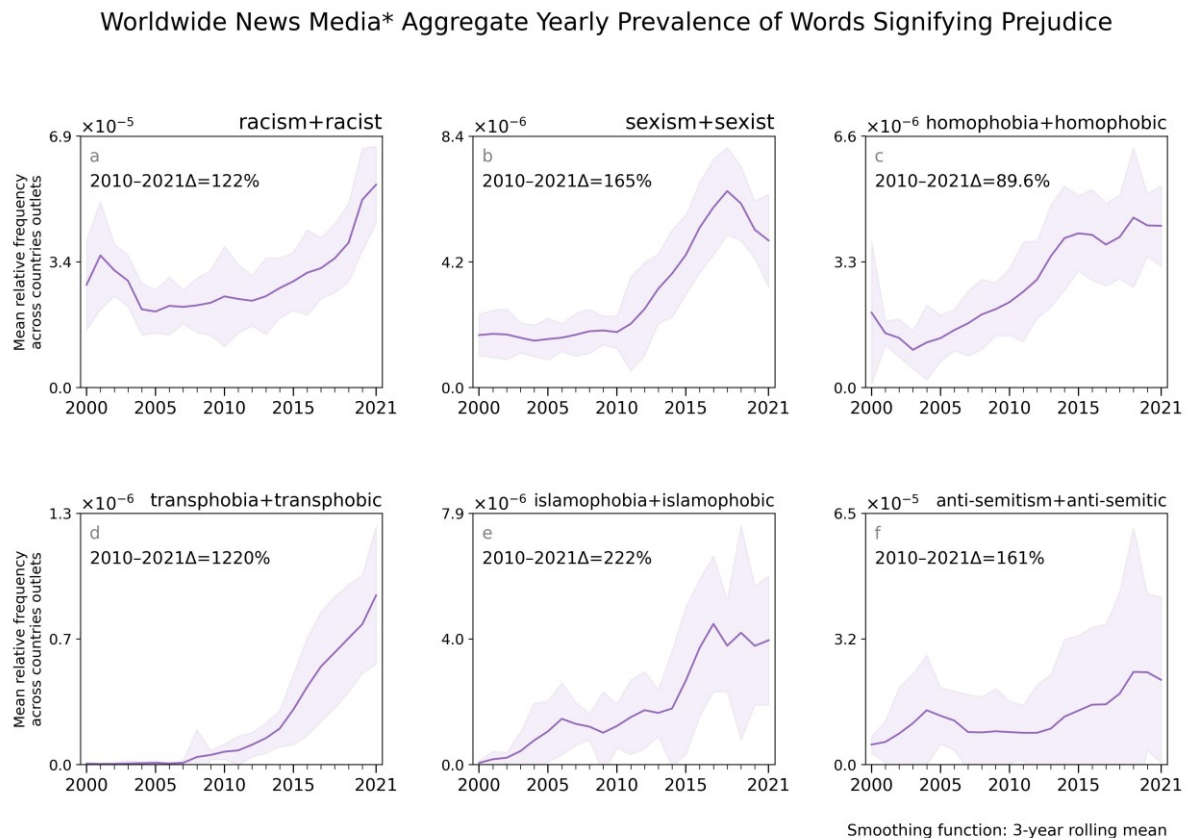
[†]News outlets by country:

United States: New York Times, Wall Street Journal, New York Post, Fox News, Los Angeles Times, CNN, NBC News, CBS, Washington Post, Washington Times, Bloomberg, USA Today. Canada: The Toronto Star, The National Post, The Globe and Mail, Canadian Broadcasting Corporation, Vancouver Sun, Ottawa Citizen, Montreal Gazette, Calgary Herald, Toronto Sun. United Kingdom: Daily Mail, The Guardian, BBC, The Times, The Independent, The Telegraph, The Sun, The Mirror, Metro, Financial times. Ireland: The Irish Times, Irish Independent. Australia: ABC News Australia, Sydney Morning Herald, The Age. New Zealand: New Zealand Herald, Stuff, Otago Daily Times. Germany: BILD, Süddeutsche Zeitung, Frankfurter Allgemeine Zeitung, Welt, Die Tageszeitung, Die Zeit, ntv, Tagesspiegel, Der Spiegel. France: Le Figaro, Le Monde, Libération. Italy: Corriere della Sera, la Repubblica. Sweden: Expressen, Aftonbladet. Spain: El País, ABC, El Mundo, La Vanguardia, TVE, EITB, La Sexta, Antena 3, Telecinco. Russia: RT, Sputnik News, Interfax, TASS, The Moscow Times. Qatar: Al Jazeera, Gulf Times. United Arab Emirates: Khaleej Times, The National News UAE. Pakistan: DAWN, The News International. Saudi Arabia: Al Arabiya, Arab News. Iran: PressTV, Tehran Times, Islamic Republic News Agency. Israel: Haaretz, The Jerusalem Post. South Africa: TimesLIVE, IOL. Nigeria: Vanguard News, The Nation, The Guardian Nigeria News. Ethiopia: The Reporter, Walta Media. China: The Daily Nation, The Standard. Congo DR: L'Avenir, Journal La Prospérité. Tanzania: Daily News, The Citizen. China: Peoples Daily, China Daily, South China Morning Post, Xinhua News Agency. India: Times Of India, NDTV, The Hindu. Japan: The Japan Times, The Asahi Shimbun. Malaysia: The Star, Malaysiakini. Philippines: Philippine Daily Inquirer, The Manila Times. Indonesia: The Jakarta Post, Antara News. Mexico: El Universal, Televisa. Cuba: Granma, Juventud Rebelde. Colombia: El Tiempo, Semana, Caracol TV, El Espectador. Argentina: Clarín, La Nación. Chile: EMOL, BioBioChile. Brazil: Jornal do Brasil, O Globo.

Figure 2 Average min-max scaled yearly frequencies of prejudice-denoting terms in popular news media outlets across 36 countries representing 6 different world regions. From top to bottom rows: English-speaking West, continental Europe, Persian Gulf region, sub-Saharan Africa, Asia and Latin America.

Figure 2 aggregates all the words mentioning different prejudice types into a single aggregate metric, thereby obscuring prejudice-specific dynamics globally as well as prevalence of prejudice-specific themes by country. To study prejudice-specific dynamics worldwide, Figure 3 shows the

average global relative frequency across the different prejudice types studied. All prejudice types have on average increased globally in prominence since at least 2010. The dynamics of the individual terms in Figure 2 are shown as SI.



*News outlets by country:
 United States: New York Times, Wall Street Journal, New York Post, Fox News, Los Angeles Times, CNN, NBC News, CBS, Washington Post, Washington Times, Bloomberg, USA Today. Canada: The Toronto Star, The National Post, The Globe and Mail, Canadian Broadcasting Corporation, Vancouver Sun, Ottawa Citizen, Montreal Gazette, Calgary Herald, Toronto Sun. United Kingdom: Daily Mail, The Guardian, BBC, The Times, The Independent, The Telegraph, The Sun, The Mirror, Metro, Financial times. Ireland: The Irish Times, Irish Independent. Australia: ABC News Australia, Sydney Morning Herald, The Age. New Zealand: New Zealand Herald, Stuff, Otago Daily Times. Germany: BILD, Süddeutsche Zeitung, Frankfurter Allgemeine Zeitung, Welt, Die Tageszeitung, Die Zeit, ntv, Tagesspiegel, Der Spiegel. France: Le Figaro, Le Monde, Libération. Italy: Corriere della Sera, la Repubblica. Sweden: Expressen, Aftonbladet. Spain: El País, ABC, El Mundo, La Vanguardia, TVE, EITB, La Sexta, Antena 3, Telecinco. Russia: RT, Sputnik News, Interfax, TASS, The Moscow Times. Qatar: Al Jazeera, Gulf Times. United Arab Emirates: Khaleej Times, The National News UAE. Pakistan: DAWN, The News International. Saudi Arabia: Al Arabiya, Arab News. Iran: PressTV, Tehran Times, Islamic Republic News Agency. Israel: Haaretz, The Jerusalem Post. South Africa: TimesLIVE, IOL. Nigeria: Vanguard News, The Nation, The Guardian Nigeria News. Ethiopia: The Reporter, Walta Media. Kenya: The Daily Nation, The Standard. Congo DR: L'Avenir, Journal La Prospérité. Tanzania: Daily News, The Citizen. China: Peoples Daily, China Daily, South China Morning Post, Xinhua News Agency. India: Times Of India, NDTV, The Hindu. Japan: The Japan Times, The Asahi Shimbun. Malaysia: The Star, Malaysiakini. Philippines: Philippine Daily Inquirer, The Manila Times. Indonesia: The Jakarta Post, Antara News. Mexico: El Universal, Televisa. Cuba: Granma, Juventud Rebelde. Colombia: El Tiempo, Semana, Caracol TV, El Espectador. Argentina: Clarín, La Nación. Chile: EMOL, BioBioChile. Brazil: Jornal do Brasil, O Globo.

Figure 3 Average prevalence of prejudice-denoting terms in 124 popular news media outlets from 36 different countries. The shaded areas around the mean trends display the 95% confidence intervals. The 2010 to 2021 percentage change in frequency is shown on the upper left of each subplot.

To study prejudice-specific relative frequencies in individual countries, Figure 4 lists the average relative frequencies within the 2015–2021 time interval of different prejudice types in countries' news media. It is clear from the figure that the racism prejudice topic is very prevalent in English-speaking Western countries, continental Europe (including Russia) and several Persian Gulf region countries. Prevalence of this topic is lowest in sub-Saharan African (with the exception of South Africa) and Latin American countries (with the exception of Brazil).

The sexism prejudice topic manifest a linguistic quirk by which some languages prioritize some words over others to refer to it. For instance, in English-speaking countries the term *sexism* or *sexist*

are the main terms used to refer to gender prejudice while *machismo* or *male chauvinist* are secondary. In Spanish speaking countries it is the exact reverse order. That is, *machismo* and *machista* are the more prominent terms to refer to gender prejudice while *sexismo* and *sexista* are less prevalent. Thus, for this prejudice type we used a larger construct of terms that signify gender prejudice in order to properly measure the overall prevalence of this topic in news media content countries from different countries.

Figure 4 shows that the topic of gender prejudice is most prevalent in the West (both English-speaking countries and continental Europe plus Russia) and Latin America. The topic is moderately prevalent in most Gulf region countries (with the exception of Iran) and Asia and least prevalent in most of Asia and African countries. The topic of gender prejudice is particularly prominent in Spanish news media, with an average prevalence that almost triples in size the prevalence of this topic in some of the other countries that manifest the largest prevalence of this topic, France and the United Kingdom.

The topic of sexual orientation prejudice is very prevalent in continental Europe, English-speaking West, Israel, South Africa and Latin America but scarcely noticeable in most Gulf region, Asian and African countries.

The topic of gender identity prejudice displays very similar dynamics to the topic of sexual orientation prejudice, being most prevalent in continental Europe, English-speaking West and Latin America and barely mentioned in most Gulf region, Asian and African countries.

The topic of Islamophobia is most prevalent in Gulf region countries (including Israel), France, Canada, the UK and Russia as well as some Asian countries with a large Muslim population such as Indonesia and Malaysia. This topic is much less mentioned in African and Latin American countries.

The topic of anti-Semitism displays an outsized prominence in Israeli news media. The other countries that display the largest prevalence of this topic in their news media content (albeit much less than Israel) are mostly Western countries like Germany, France, the UK, Russia or the United States and some Gulf region countries like Saudi Arabia, Qatar and Iran. The topic is barely mentioned in Asian, Latin American and African countries.

Some overall interesting patterns in Figure 4 are that news media from Western countries, Russia and gulf region countries display the heaviest usages of prejudice-denouncing terminology in news media content. Latin America news media shows similarities to their Western peers in the prominence it assigns to the topics of gender, sexual orientation and gender identity prejudice but it dedicates much less attention to the topics of ethnic prejudice or religious orientation prejudice. The United States news media uses references to prejudice above the worldwide average but it is not always the heaviest user of prejudice-denouncing terminology among its Western peers. South Africa news media is an outlier in terms of using relatively often references to prejudice in their content in comparison to other African countries. Israeli news media also heavily uses prejudice-denouncing terms in their content in comparison to other countries in the Gulf region. The intensity of anti-Semitism mentions in Israeli news media is over 10 times larger than mentions of islamophobia in news media from predominantly Muslim countries in the Gulf region such as Iran, Qatar, United Arab Emirates, Pakistan or Saudi Arabia. The prominence of the anti-Semitism theme in Israeli news media is also more than four times larger than the prominence of the racism theme in American news media.

National News Media Average Yearly Prevalence of Words Denouncing Different Prejudice Types Average from January 1, 2015 to December 31, 2021

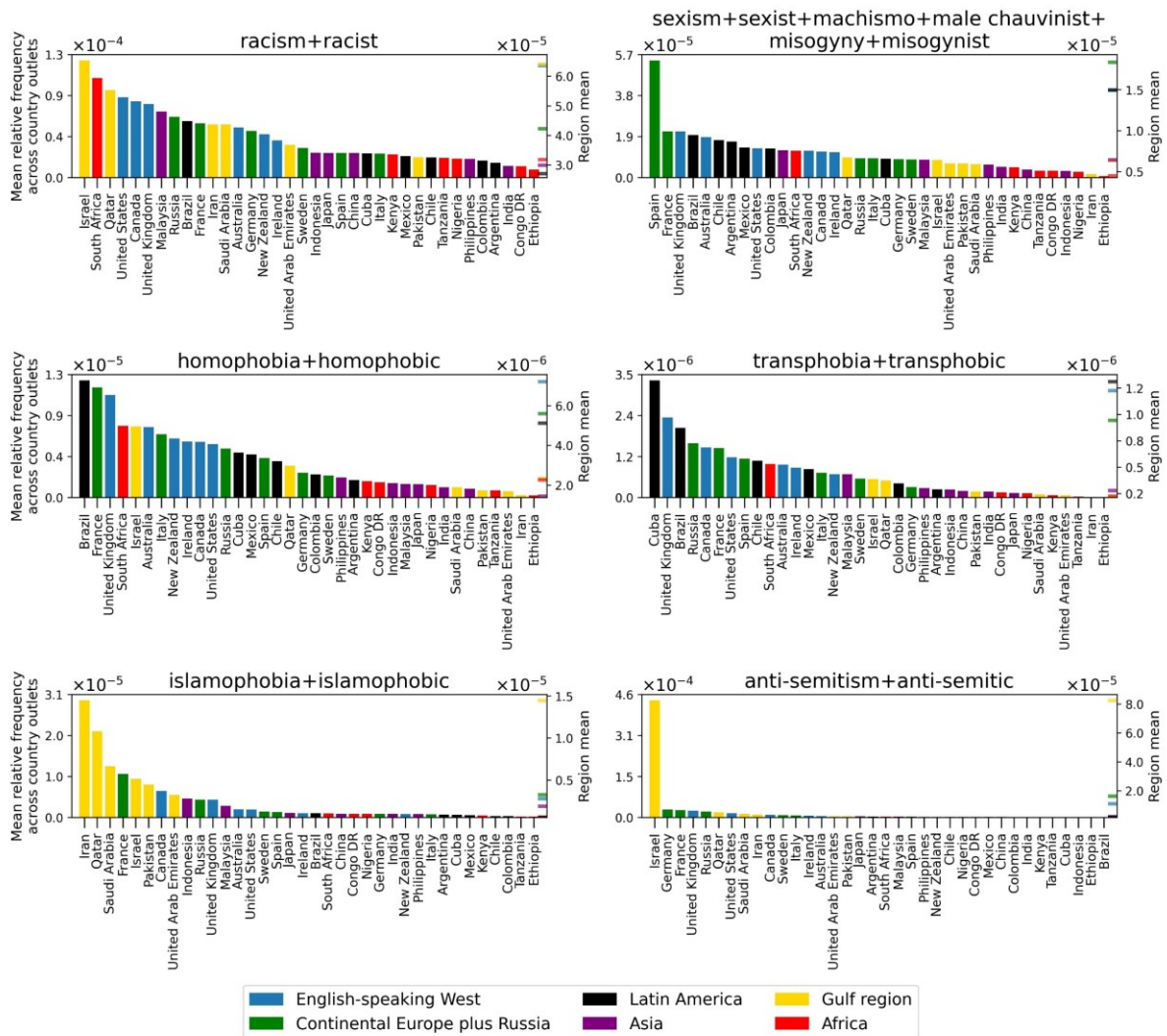


Figure 4 Average relative frequency of terms that denounce prejudice in countries' news media content within the 2015–2021 time interval.

To gather a sense of how the overall prevalence of the different prejudice themes has changed in countries' news media within the span of just 10 years, Figure 5 shows the studied countries average percentage increase in news media mentions of the different prejudice topics between 2010-2012 (at the beginning of the upwards trend described in this work regarding increasing usage of prejudice terminology) and 2018-2021 (the most recent time points in our analysis and the peak of the trend so far).

The figure shows how Russia mostly state-controlled news media has massively increased its mentions of most prejudice types with ethnic and gender prejudice themes displaying increases of over 500% and 1,700% respectively in their content within the studied time period. Other antagonists of the West such as China or Iran have also manifested substantial increases in the prevalence of some prejudice topics, such as racism, in their news media content. References to prejudice have also risen markedly in news media from Pakistan, the Philippines, Brasil and Nigeria. Mentions of different prejudice types have as well risen markedly in several Western countries such

as the United States, Germany and the United Kingdom. Mentions of islamophobia have seen a large spike in New Zealand news media (probably as a result of the 2019 terrorist attack on the Al Noor Mosque in Christchurch). Interestingly, mentions of islamophobia have also increased in China's state media.

National News Media Percentage Change of Words Denoting Different Prejudice Types
Mean 2010-2012 to Mean 2018-2021

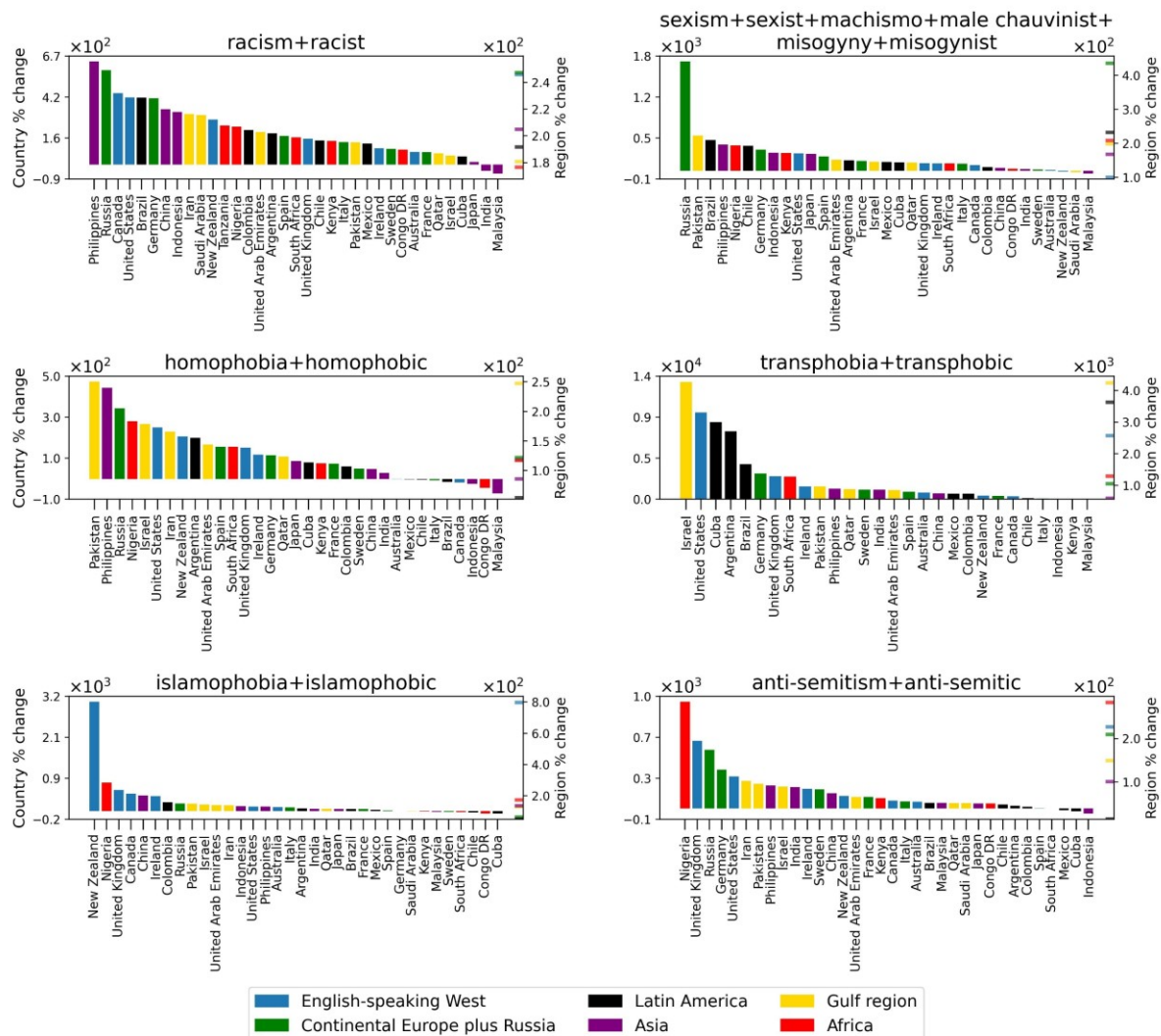


Figure 5 Percentage change in relative frequency of mentions of terms that denounce prejudice in countries news media from 2010–2012 average to 2018–2021 average.

To assess the temporal dynamics of how the increasing prevalence of prejudice denoting terminology has come about in different world regions, Figure 6A shows the average min-max scaled frequencies of our sample prejudice-denoting terms in the six different world regions studied. The trend appears mostly moderately in sync across the six world regions studied. A discrete differentiation of the regional time series is provided as SI and shows that the region time series maximum rate of growth occurred simultaneously in Africa, English-speaking West and Gulf region in 2016, a year earlier in Latin America and Asia (2015) and two years earlier in continental Europe (2014).

In Figure 6B we plot some of the countries that appear to peak first in their usage of prejudice signifying terminology plus the United States. It is clear from the figure that American news media, on average, was not a pioneer in the increasing deployment of references to terms that signify prejudice and that other countries such as Sweden, Colombia, Canada or Australia began to increase the deployment of prejudice denouncing terminology earlier than news media from the United States (see SI for a visualization of the differenced time series). Similarly, when plotting some international news media outlets and the newspaper of record in the United States, the *New York Times*, we can also observe that the *New York Times* was not a pioneer in the increasing usage of prejudice signifying terminology.

A similar analysis broken by prejudice type and country is available as SI. It is clear from that analysis that the United States was not the pioneer in increasingly using terms signifying specific prejudice types.

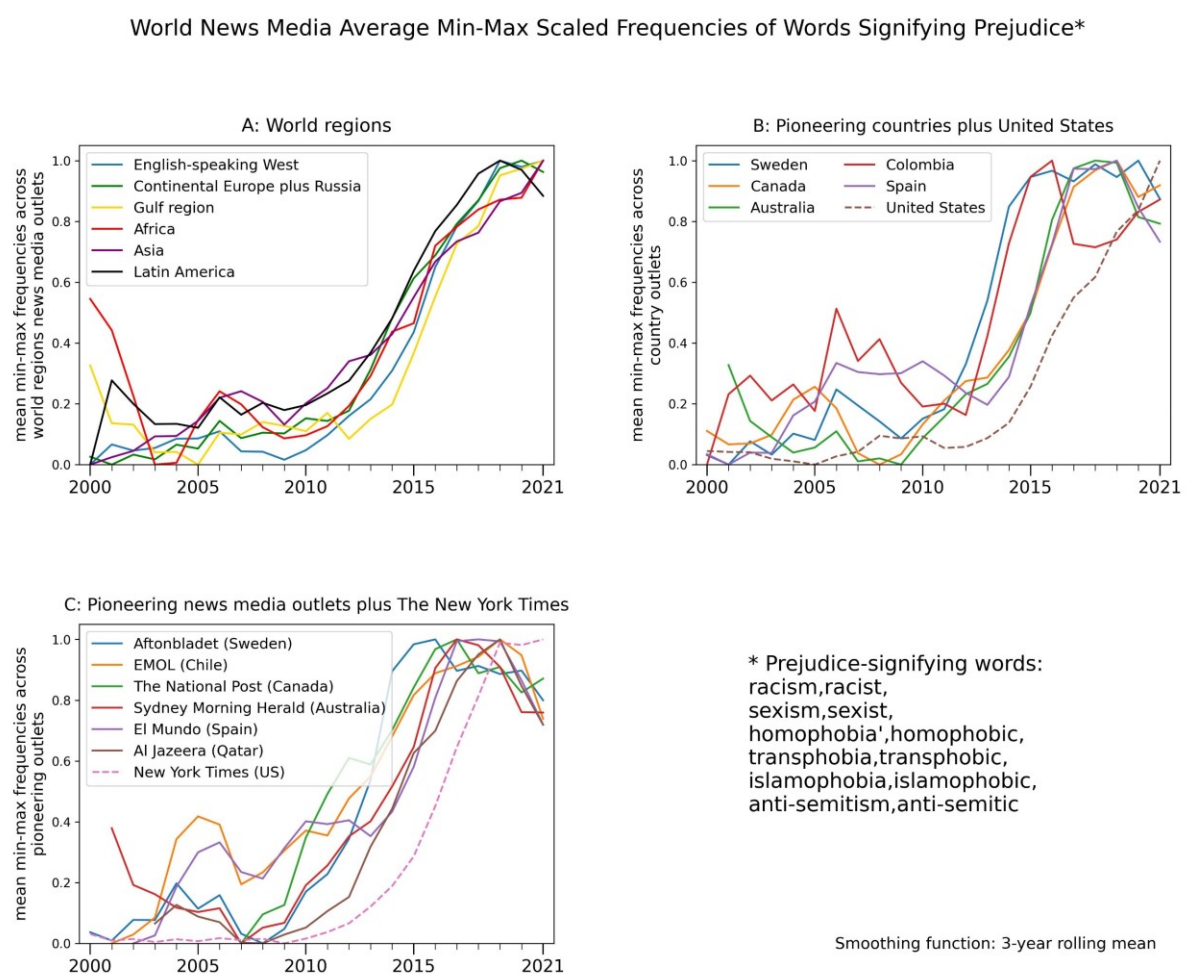


Figure 6 A: Average min-max scaled yearly frequencies of terms used to refer to prejudice in popular news media outlets across six different world regions. B: Average min-max scaled yearly frequencies of terms used to refer to prejudice in several countries plus the United States. C: Average min-max scaled yearly frequencies of terms used to refer to prejudice in several popular news media outlets from different countries.

To conclude our analysis, we plot the min-max scaled frequencies of an additional set of terms often associated with social justice discourse and positive connotations such as *diversity*, *inclusion* or *fairness*, see green trend in Figure 7. These terms also display a marked increase in prevalence post-

2010. Furthermore, their dynamics are highly correlated with the previously studied prejudice-denouncing terms in most of the studied countries (see the large Pearson correlation coefficient, r , between the green continuous trend tracking the prevalence of terminology often associated with positive social justice discourse and the dashed blue trend tracking the usage of negative prejudice-denoting terminology).

Average Min-Max Scaled Frequencies of Words Signifying Prejudice* and Social Justice Rhetoric† in National News Media

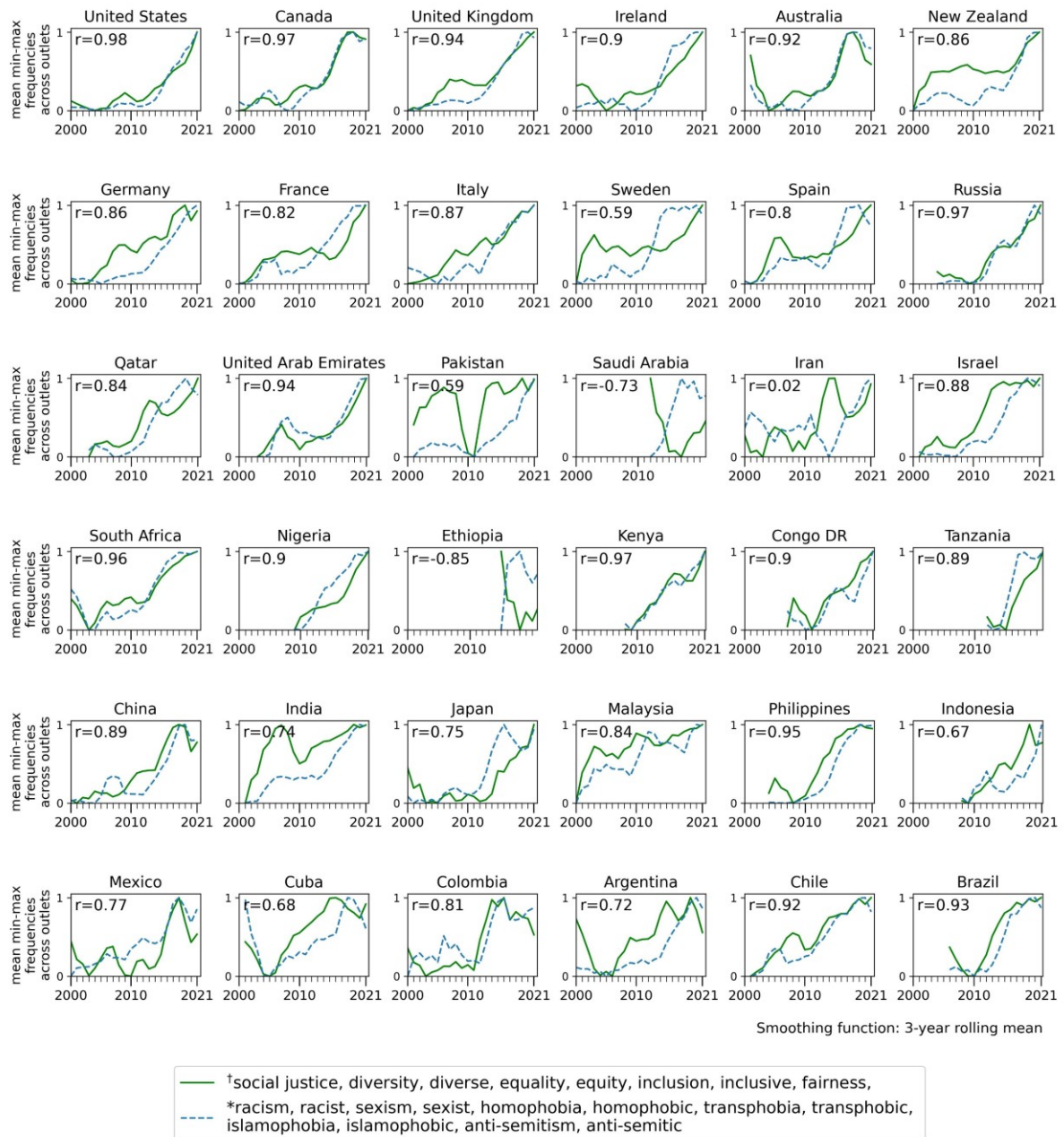


Figure 7 Average min-max scaled yearly frequencies of positive terms often associated with social justice discourse (green continuous time series) and negative terms used to refer to prejudice (blue discontinuous time series) in popular news media outlets across 36 countries representing six different world regions. From top to bottom rows: English-speaking West, continental Europe, Persian Gulf region countries plus Israel, sub-Saharan Africa, Asia and Latin America. The Pearson correlation coefficient between both time series is shown on the upper left of each plot.

The previous analysis presents a picture of global news media increasing usage of prejudice denouncing terminology and social justice discourse. However, are all countries using these lexicons for the same purpose or with the same intention? A qualitative analysis of Russia's, Iran's and China's state media such as *RT*, *Sputnik News*, the *Tehran Times*, *Islamic Republic News Agency*, *People's Daily* or *China Daily* suggests that this is not the case (see SI for details). While in Western news media, most mentions of prejudice occur in a context of denouncing prejudice, mostly within Western nations, mentions of terms signifying prejudice in adversarial countries of the West are almost never used introspectively to denounce prejudice within their frontiers but rather they are used to criticize or mock alleged prejudice in the West.

Discussion

This work has documented an increasing prominence of prejudice denouncing terminology in news media worldwide starting post-2010 but prior to 2015 in pioneering countries. The most important question emerging from our results is to wonder about the reasons why news media worldwide are increasingly using terms that denote prejudice.

A potential reason for this trend is that prejudice is increasing worldwide and news media is just reporting about it. Although possible, this hypothesis would be paradoxical by representing a reversal of a decades-long decreasing trend in explicit prejudicial attitudes that started in the 1970s (Charlesworth & Banaji, 2019; Gallup, 2020; Hopkins & Washington, 2020; Krysan, M., & Moberg, S., 2016; Meagher & Shu, 2019, 2019; Moberg et al., 2019; NW et al., 2015).

Alternatively, countries worldwide might have become better at noticing and denouncing prejudice against groups that have been prescribed as protected. Others have argued that a relaxation of the criteria used to define what constitutes prejudice, i.e. *concept creep*, could be partially responsible for this phenomenon (Haidt, 2016; Haslam, 2016). A mediator for this trend could be a psychological bias known as *prevalence induced concept change* which has been shown experimentally to reduce the threshold that humans use to establish membership of a category as the frequency of said category decreases (Levari et al., 2018). Both higher sensitivity at detecting and denouncing prejudice as well as a decrease of the threshold used to established what counts as prejudice would be consistent with the increasing frequency of prejudice denouncing terminology in news media despite decreasing or stable explicit prejudicial attitudes in society.

Instead, news media worldwide could simply be mimicking trends in United States news media regardless of prejudicial attitudes trends in their own nations due to the presumed oversized cultural influence of the United States on other countries. This hypothesis however is partially incompatible with the fact that the United States news media does not appear to have been the pioneer in embracing the increasing usage of prejudice denoting terminology in their content. That is, other countries' news media started to increase their usage of prejudice denoting terminology before the United States.

Another possibility to explain the trends described in our results could be cultural changes worldwide such as the hypothesized emergence of *victimhood culture* that allegedly incentivizes emphasizing victimhood identity due to the purportedly increasing status and attention bestowed upon victims of social ills (Campbell & Manning, 2014, 2016, 2018). Thus, in situations of competition or social conflict between individuals or demographic groups, individuals and groups would have incentives to claim an identity of victimhood as a mechanism to obtain a competitive advantage in the conflict by appealing to social or institutional sympathy. If indeed victimhood

identity confers preferential treatment in contemporary societies, this could incentivize the exaggeration or manufacturing of victimhood status by at least some members of society. Such an underlying societal trend could also explain the increasing prevalence of prejudice-signifying terminology in news media.

Relatedly, societies that actively oppose victimization of protected groups might also confer status on those that protect or vindicate victims. Other authors have studied how public expressions of moral virtue (*moral grandstanding*) like strident opposition to social ills, such as prejudice, could not only be used in an altruistic manner but also as an efficient mechanism to signal moral purity and thus obtain social prestige (Tosi & Warmke, 2016). If, these hypotheses were true, such psychosocial processes could also explain the increasing frequency of terms that denounce prejudice in news media.

Another hypothesis to explain the media trends described in this work could be the increasing intellectual homogeneity in newsrooms. The lack of political diversity in the journalism profession has been described before in the United States (Weaver et al., 2019), the UK (*Journalists in the UK*, n.d.) and 15 others Western countries (Kirkegaard et al., 2021). That is, most journalists' political orientation sits left of center in comparison to the general population. Furthermore, the increasing left-wing skew among journalists appears to be increasing over time (*Journalists in the UK*, n.d.; Weaver et al., 2019). Other studies have also shown that concern with prejudice is particularly high among people who manifest left-leaning political orientation (Jones, n.d.; Neal, n.d.). Therefore, an increasing percentage of journalists' professionals leaning left of center politically could cause growing media coverage of topics such as prejudice since preoccupation with prejudice is particularly marked among left-leaning oriented individuals.

Yet another potential explanation for the rising incidence of prejudice and social justice rhetoric in news media content could be the recent emergence of financial incentives for media organizations to maximize diffusion of news articles through social media channels by triggering negative sentiment/emotions, and/or political out-group animosity, both of which have been shown to drive engagement of social media-based news consumption (Brady et al., 2017; Rathje et al., 2021). Indeed it has been shown previously that negative affect in news media content is increasing (Rozado et al., 2022). Because prejudice denoting terms such as *racism*, *sexism* or *homophobia* convey a very negative emotional payload, such terms could be being leveraged in headlines to maximize click-through ratios.

A final hypothesis that could explain the patterns described in this work would be that such trends are not organically emergent but that instead they are the result of purposeful guidance/coordination. Potential mechanisms for this hypothesis would be the relatively small number of conglomerates that own many of the most popular news media outlets globally, conceivably affording them substantial influence over editorial content if they would want to exert such power. Relatedly, news media outlets worldwide have experienced in recent years financial woes as a result of declining advertising revenue and newspaper sales. As a result, such organizations are more susceptible to receive funding from a variety of organizations, as has happened repeatedly (Archive & feed, 2023; Flood, 2022; "Philanthropic Partnerships at the Guardian," 2018). It is conceivable that at least some of those donations might not be exclusively altruistic in nature and could be seeking to influence media content. Whether those donations have an impact on content is obviously an open question. Here we are just listing the myriad of possibilities that could explain the underlying phenomena we have described in this work.

All the previous hypotheses are conceivable. However, it is highly unlikely that they would all apply equally to all the countries analyzed with their vastly different historical and social contexts. It could well be that the increasing prominence of prejudice denoting terms in news media worldwide could be the result of different causes depending on the social context of each country. The phenomenon nonetheless could still reach synchronicity worldwide because of the interdependence and connectivity derived from globalization.

Thus, some Western countries could be increasing the prominence of prejudice denouncing terminology in their content by a combination of factors such as genuine concern for the existence of prejudice in society, increasing ideological homogeneity in newsrooms, *prevalence induced concept change*, *victimhood culture*, *moral grandstanding* and donations from institutions interested in promoting a particular message. Journalists in other countries that perhaps assign moral authority to Western liberal democracies, could be following in close temporal proximity the editorial trends established by Western media. Yet, other countries, especially adversarial ones, could be leveraging prejudice-denouncing terminology in their content as a mechanism to denounce, undermine, criticize or mock Western nations. Such multifactorial and heterogeneous scenario could still explain the synchronicity of the pattern worldwide.

Our preliminary qualitative analysis indeed hints at how some countries news media: Russia, China and Iran never or rarely seem to be using prejudice denouncing terminology to introspectively criticize their own countries/societies but instead they seem to be using wokeness vocabulary as a geopolitical weapon to ridicule, criticize or undermine their Western adversaries.

For instance, Russia's state-controlled RT has massively increased their usage of woke-vocabulary, but mostly as a weapon to mock what they seem to perceive at the excesses of the West with respect to so-called social justice.

Both Chinese and Iranian state media seems to be using woke vocabulary with a very different strategy. In their case, their news articles seem to fully embrace the most extreme narratives of wokeness ideology by describing the US and other Western countries as fundamentally flawed and inherently racist in a manner that systematically oppresses minorities in a brutal fashion. While some of those articles are reminiscent of far-left narratives, they are very different from mainstream moderate to left-leaning, centrist or right-leaning mainstream news media in the West since they markedly exaggerate the West flaws to highlight its allegedly wicked nature. Thus, those countries seem to be using woke vocabulary as a propaganda weapon to criticize and/or undermine their Western adversaries.

The strong association in news media content between prejudice signifying words and social justice terminology with positive connotations is noteworthy. The extremely high correlation between both sets of terms in news media suggests that they are related to the same underlying phenomena. Yet their very different emotional valence (extremely negative in the case of prejudice signifying words and markedly positive in the case of positive social justice rhetoric) suggests the multifaceted nature of the so-called *Great Awakening*.

An important follow-up of this work would be to establish the impact on public opinion worldwide of the increasing prominence of prejudice topics in news media. Previous academic literature has demonstrated that news media can play an important role at setting the agenda of priorities in public opinion. This phenomenon has been named *agenda-setting*. It has been shown before also that when news media increases its coverage of phenomena such as terrorism or crime, public opinion preoccupation with respect to those topics increases, irrespectively of actual levels of

terrorism or crime in society. Therefore, the increasing prevalence of prejudice signifying terminology in news media content could be causing increasing public concern about the severity of prejudice in society, as predicted by *agenda-setting* theory. There is some limited evidence that this could be partially happening in the US, but more empirical work is needed on this topic (Rozado et al., 2021a).

An important limitation of our methodology is that the frequency metric used in our analyses lacks critical information about the context in which prejudice-denoting terms are being used. Qualitative analysis techniques are needed to properly establish the semantic loading with which the terms are being used. We have carried out such a preliminary analysis to contrast the usage of prejudice denoting terminology between Western news media and adversaries of the West such as China, Russia or Iran. But more work is needed on this front.

Another important limitation of this work is the variable news media sample representativeness of different countries. While some countries in our analysis like the United States, Russia, Colombia, Canada, Germany or Spain have a multitude of outlets in the sample, other countries have more limited sample sizes like for instance Japan which in our data set is only composed of two news outlets. Yet, our previous research hints that news media usage of terms that denote prejudice is highly correlated between outlets within a country (Rozado, 2022a; Rozado et al., 2021a; Rozado & Goodwin, 2022). So it is likely that this limitation is not too severe in terms of impacting the generalizability of the results. Additionally, while we often used news media content in the local language when possible, occasionally we had to settle for local news media with English content, like China's *People's Daily* or Japan's *The Asahi Shimbun*. It is conceivable that there might be differences in content between those outlets content in English and the same outlets content in the country's local language since they target different audiences. Yet, the English content versions still provide a valuable proxy to gather insight about the country news media content.

A final limitation of our analysis to establish the propagation of news media trends worldwide is that our analysis uses yearly frequencies to investigate news media content. Higher granularity high frequency analysis at the monthly, weekly or daily rates could be illuminating to more precisely establish how news media trends propagate globally.

To conclude, we have documented a worldwide substantial increase in news media of references to terms that denounce prejudice. Future research should try to elucidate the causal factors responsible for this global massive increase in news media usage of terminology that references prejudice. Despite the potential for a multitude of causes driving the trend, the synchronicity of the phenomena worldwide is noteworthy and deserving of future investigation. Of critical importance is to determine the impact on society of a public opinion that regularly consumes an information diet that contains increasing references to the existence of prejudice in society. Finally, the implications of wokeness terminology being used as a geopolitical weapon to mock, criticize or undermine the West should also be the focus of future investigations.

References

Archive, V. A., & feed, G. author R. (2023, January 23). *How George Soros co-opts the media and keeps criticism down*. <https://nypost.com/2023/01/23/how-george-soros-co-opts-the-media-and-keeps-criticism-down/>

- Brady, W. J., Wills, J. A., Jost, J. T., Tucker, J. A., & Bavel, J. J. V. (2017). Emotion shapes the diffusion of moralized content in social networks. *Proceedings of the National Academy of Sciences*, 114(28), 7313–7318. <https://doi.org/10.1073/pnas.1618923114>
- Campbell, B., & Manning, J. (2014). Microaggression and Moral Cultures. *Comparative Sociology*, 13(6), 692–726. <https://doi.org/10.1163/15691330-12341332>
- Campbell, B., & Manning, J. (2016). Campus Culture Wars and the Sociology of Morality. *Comparative Sociology*, 15(2), 147–178. <https://doi.org/10.1163/15691330-12341382>
- Campbell, B., & Manning, J. (2018). *The Rise of Victimhood Culture: Microaggressions, Safe Spaces, and the New Culture Wars* (1st ed. 2018 edition). Palgrave Macmillan.
- Carl, N. (2021, July 23). Wokeness as a bootlegger-baptist coalition [Substack newsletter]. *Noah's Newsletter*. <https://noahcarl.substack.com/p/wokeness-as-a-bootlegger-baptist>
- Charlesworth, T. E. S., & Banaji, M. R. (2019). Patterns of Implicit and Explicit Attitudes: I. Long-Term Change and Stability From 2007 to 2016. *Psychological Science*, 30(2), 174–192. <https://doi.org/10.1177/0956797618813087>
- Flood, B. (2022, December 6). *George Soros can influence global media with ties to at least 253 organizations, study finds* [Text.Article]. Fox News; Fox News. <https://www.foxnews.com/media/george-soros-influence-global-media-least-253-organizations-study-finds>
- Gallup. (2020, June 1). *U.S. Support for Same-Sex Marriage Matches Record High*. Gallup.Com. <https://news.gallup.com/poll/311672/support-sex-marriage-matches-record-high.aspx>
- Haidt, J. (2016). Why Concepts Creep to the Left. *Psychological Inquiry*, 27(1), 40–45. <https://doi.org/10.1080/1047840X.2016.1115713>
- Haslam, N. (2016). Concept Creep: Psychology's Expanding Concepts of Harm and Pathology. *Psychological Inquiry*, 27(1), 1–17. <https://doi.org/10.1080/1047840X.2016.1082418>

- Hopkins, D. J., & Washington, S. (2020). The Rise of Trump, The Fall of Prejudice? Tracking White Americans' Racial Attitudes Via A Panel Survey, 2008–2018. *Public Opinion Quarterly*, 84(1), 119–140. <https://doi.org/10.1093/poq/nfaa004>
- Jones, B. (n.d.). Democrats far more likely than Republicans to see discrimination against blacks, not whites. *Pew Research Center*. Retrieved January 13, 2023, from <https://www.pewresearch.org/fact-tank/2019/11/01/democrats-far-more-likely-than-republicans-to-see-discrimination-against-blacks-not-whites/>
- Journalists in the UK*. (n.d.). Reuters Institute for the Study of Journalism. Retrieved June 13, 2022, from <https://reutersinstitute.politics.ox.ac.uk/our-research/journalists-uk>
- Kirkegaard, E. O. W., Pallesen, J., Elgaard, E., & Carl, N. (2021). The Left-liberal Skew of Western Media. *Journal of Psychological Research*, 3. <https://doi.org/10.30564/jpr.v3i3.3282>
- Krysan, M., & Moberg, S. (2016, August 25). *Trends in racial attitudes*. University of Illinois Institute of Government and Public Affairs. <https://igpa.uillinois.edu/programs/racial-attitudes#section-5>
- Larcinese, V., Puglisi, R., Snyder, J. M., & Jr. (2007). *Partisan Bias in Economic News: Evidence on the Agenda-Setting Behavior of U.S. Newspapers* (No. w13378). National Bureau of Economic Research. <https://doi.org/10.3386/w13378>
- Levari, D. E., Gilbert, D. T., Wilson, T. D., Sievers, B., Amodio, D. M., & Wheatley, T. (2018). Prevalence-induced concept change in human judgment. *Science*, 360(6396), 1465–1467. <https://doi.org/10.1126/science.aap8731>
- Lowry, D. T., Nio, T. C. J., & Leitner, D. W. (2003). Setting the Public Fear Agenda: A Longitudinal Analysis of Network TV Crime Reporting, Public Perceptions of Crime, and FBI Crime Statistics. *Journal of Communication*, 53(1), 61–73. <https://doi.org/10.1111/j.1460-2466.2003.tb03005.x>
- McCombs, M. (2005). A Look at Agenda-setting: Past, present and future. *Journalism Studies*, 6(4), 543–557. <https://doi.org/10.1080/14616700500250438>

- Meagher, K. D., & Shu, X. (2019). Trends in U.S. Gender Attitudes, 1977 to 2018: Gender and Educational Disparities. *Socius*, 5, 2378023119851692.
<https://doi.org/10.1177/2378023119851692>
- Moberg, S. P., Krysan, M., & Christianson, D. (2019). Racial Attitudes in America. *Public Opinion Quarterly*, 83(2), 450–471. <https://doi.org/10.1093/poq/nfz014>
- Neal, S. (n.d.). Views of racism as a major problem increase sharply, especially among Democrats. *Pew Research Center*. Retrieved January 13, 2023, from <https://www.pewresearch.org/fact-tank/2017/08/29/views-of-racism-as-a-major-problem-increase-sharply-especially-among-democrats/>
- NW, 1615 L. St, Suite 800 Washington, & Inquiries, D. 20036USA202-419-4300 | M.-857-8562 | F.-419-4372 | M. (2015, June 29). Most Americans now say learning their child is gay wouldn't upset them. *Pew Research Center*. <https://www.pewresearch.org/fact-tank/2015/06/29/most-americans-now-say-learning-their-child-is-gay-wouldnt-upset-them/>
- Philanthropic partnerships at the Guardian. (2018, October 2). *The Guardian*.
<https://www.theguardian.com/info/2018/oct/02/philanthropic-partnerships-at-the-guardian>
- Rathje, S., Bavel, J. J. V., & Linden, S. van der. (2021). Out-group animosity drives engagement on social media. *Proceedings of the National Academy of Sciences*, 118(26).
<https://doi.org/10.1073/pnas.2024292118>
- Rozado, D. (2020). Prejudice and Victimization Themes in New York Times Discourse: A Chronological Analysis. *Academic Questions*, 33(1), 89–100. <https://www.nas.org/academic-questions/33/1/prejudice-and-victimization-themes-in-discourse-a-chronological-analysis>
- Rozado, D. (2022a). The Prevalence of Prejudice-Denoting Terms in Spanish Newspapers. *Social Sciences*, 11(2), Article 2. <https://doi.org/10.3390/socsci11020033>
- Rozado, D. (2022b). Themes in Academic Literature: Prejudice and Social Justice. *Academic Questions*, 35, 16–29. <https://doi.org/10.51845/35.2.5>

- Rozado, D., Al-Gharbi, M., & Halberstadt, J. (2021a). Prevalence of Prejudice-Denoting Words in News Media Discourse: A Chronological Analysis. *Social Science Computer Review*, 08944393211031452. <https://doi.org/10.1177/08944393211031452>
- Rozado, D., Al-Gharbi, M., & Halberstadt, J. (2021b, September 7). *Our research shows the “Great Awakening” preceded Trump—And outlasted him, too | Opinion*. Newsweek. <https://www.newsweek.com/our-research-shows-great-awakening-preceded-trump-outlasted-him-opinion-1626021>
- Rozado, D., & Goodwin, M. (2022). *The Increasing Prominence of Prejudice and Social Justice Rhetoric in UK News Media*. <http://dx.doi.org/10.5281/zenodo.6942390>
- Rozado, D., Hughes, R., & Halberstadt, J. (2022). Longitudinal analysis of sentiment and emotion in news media headlines using automated labelling with Transformer language models. *PLOS ONE*, 17(10), e0276367. <https://doi.org/10.1371/journal.pone.0276367>
- Rozado, D., & Kaufmann, E. (2022). The Increasing Frequency of Terms Denoting Political Extremism in U.S. and U.K. News Media. *Social Sciences*, 11(4), Article 4. <https://doi.org/10.3390/socsci11040167>
- Tosi, J., & Warmke, B. (2016). Moral Grandstanding. *Philosophy & Public Affairs*, 44(3), 197–217. <https://doi.org/10.1111/papa.12075>
- Weaver, D. H., Willnat, L., & Wilhoit, G. C. (2019). The American Journalist in the Digital Age: Another Look at U.S. News People. *Journalism & Mass Communication Quarterly*, 96(1), 101–130. <https://doi.org/10.1177/1077699018778242>
- What is the history of the word ‘woke’?* (2021, January 22). The Independent. <https://www.independent.co.uk/news/uk/home-news/woke-meaning-word-history-b1790787.html>
- Why Wokeism Will Rule the World. (2021, September 19). *Bloomberg.Com*. <https://www.bloomberg.com/opinion/articles/2021-09-19/woke-movement-is-global-and-america-should-be-mostly-proud>

