

# Distributionally robust mixed-integer programming with Wasserstein metric: on the value of uncertain data

Sergey S. Ketkov<sup>†a</sup>

<sup>a</sup>Laboratory of Algorithms and Technologies for Networks Analysis, HSE University,  
Rodionova st., 136, Nizhny Novgorod, 603093, Russia

---

## Abstract

This study addresses a class of linear mixed-integer programming (MIP) problems that involve uncertainty in the objective function coefficients. The coefficients are assumed to form a random vector, which probability distribution can only be observed through a finite training data set. Unlike most of the related studies in the literature, we also consider uncertainty in the underlying data set. The data uncertainty is described by a set of linear constraints for each random sample, and the uncertainty in the distribution (for a fixed realization of data) is defined using a type-1 Wasserstein ball centered at the empirical distribution of the data. The overall problem is formulated as a three-level distributionally robust optimization (DRO) problem. We prove that for a class of bi-affine loss functions the three-level problem admits a linear MIP reformulation. Furthermore, it turns out that in several important particular cases the three-level problem can be solved reasonably fast by leveraging the nominal MIP problem. Finally, we conduct a computational study, where the out-of-sample performance of our model and computational complexity of the proposed MIP reformulation are explored numerically for several application domains.

*Keywords:* Uncertainty modelling; Distributionally robust optimization; Mixed-integer programming; Wasserstein metric; Incomplete data

---

## 1. Introduction

Distributionally robust optimization (DRO) is a modeling paradigm, in which uncertain problem parameters are described by a family (or an *ambiguity set*) of candidate probability distributions that are consistent with the decision-maker's initial information. Specifically, in a standard one-stage DRO problem the decision-maker aims to optimize the expected value of its objective function (or another measure of risk, if the decision-maker is risk-averse) assuming the worst-case distribution of uncertain problem parameters within the ambiguity set; see, e.g., [14, 17, 43].

In this paper we employ a DRO approach to a class of data-driven linear mixed-integer programming (MIP) problems with an uncertainty in the objective function parameters. Formally, we consider a stochastic programming problem of the form:

$$\min_{\mathbf{x} \in X} \mathbb{E}_{\mathbb{Q}^*} \{ \ell(\mathbf{x}, \mathbf{c}) \}, \quad (1)$$

---

<sup>†</sup>Corresponding author. Email: sketkov19941995@gmail.com; phone: +7 910 382-27-32.

where  $X \subseteq \mathbb{R}^{n_1} \times \mathbb{Z}^{n_2}$  is a linear mixed-integer set of feasible decisions [13],  $\mathbf{c} \in \mathbb{R}^{n_1+n_2}$  is a cost vector related to the uncertain problem parameters and  $\ell(\mathbf{x}, \mathbf{c})$  is a given loss function. We assume that the distribution  $\mathbb{Q}^*$  of the cost vector  $\mathbf{c}$  is not known to the decision-maker a priori and can only be observed through a finite training data set.

Since the nominal distribution  $\mathbb{Q}^*$  is not available to the decision-maker, we cannot resolve the stochastic programming problem (1) directly. However, following the DRO paradigm one may construct a family of probability distributions, which (i) is based on the available training data set and (ii) contains the nominal distribution  $\mathbb{Q}^*$  with high probability. For example, several recent data-driven approaches to modeling ambiguity sets exploit a distance metric in the space of probability distributions, which is “centered” at the empirical distribution of the data; see, e.g., [4, 2, 17, 21]

At the same time, the application of standard DRO models is rather limited when the associated training data set is not completely known (e.g., due to missing data, noise or a particular structure of historical data). In the current study we formulate a new three-level optimization model that attempts to handle both uncertainty in the data-generating distribution  $\mathbb{Q}^*$  and in the data set obtained from this distribution. While our model is substantially more complicated than a standard one-stage DRO model, we explore the value of data uncertainty and show that under some additional assumptions our problem can be reformulated as a linear MIP problem.

### 1.1. Related literature

In this section we discuss several existing data-driven approaches to solving the stochastic programming problem (1) with either convex or linear mixed-integer sets  $X$  of feasible decisions. First, we assume that the decision-maker has access to a *complete training data set*, i.e., a data set, which is comprised of  $K \in \mathbb{Z}_+$  i.i.d. observations of the cost vector  $\mathbf{c}$  obtained from the joint distribution  $\mathbb{Q}^*$ . In the related literature this problem is usually addressed withing the framework of *sample average approximation* (SAA) or *distributionally robust optimization* (DRO).

In the former approach the expected value of the loss function in (1) is approximated, for example, by the sample mean and the resulting function is optimized over the set  $X$  of feasible decisions [27]. In general, SAA methods provide deterministic formulations that enjoy strong *asymptotic performance guarantees* due to the central limit theorem. However, these methods typically provide a rather poor out-of-sample performance when the sample size is not sufficiently large [7].

On the other hand, it is argued in [43] that the DRO approach (which is the main focus of this study) enjoys strong justification from decision-theory, where most decision-makers have a low tolerance towards uncertainty in the nominal distribution [16]. As the first example, we refer to the study by Delage and Ye [14], who consider convex optimization problems with random parameters in the objective function. The ambiguity set in [14] is constructed by leveraging a given convex support and *confidence sets* for the mean and the covariance matrix of the uncertain problem parameters. Then it is shown that for several particular forms of the loss function  $\ell(\mathbf{x}, \mathbf{c})$ , the proposed distributionally robust formulation can be solved efficiently by leveraging strong duality results for moment problems [34].

Despite the fact that moment-based ambiguity sets are rather standard in the DRO literature; see, e.g., [12, 32, 45], it is demonstrated in [11] that using the second-order moment constraints with a linear

mixed-integer set of feasible decisions  $X$  results in a *non-linear* single-level MIP reformulation, which can only be approximated by a sequence of semi-definite programming relaxations. In this regard, several related studies focus on data-driven DRO problems, which admit linear MIP reformulations.

For example, we refer to the study by Esfahani and Kuhn [17], where the ambiguity set is formed by a ball in the space of (multivariate and non-discrete) probability distributions with respect to the Wasserstein metric. The center of the ball is at the uniform distribution on the training samples and the radius can be viewed as a decreasing function in the sample size. The authors demonstrate that, if the Wasserstein metric is defined in terms of  $l_1$ -norm or  $l_\infty$ -norm, then under some mild assumptions the associated worst-case expectation problem admits an equivalent dual linear programming reformulation. Furthermore, whenever the set  $X$  is linear mixed-integer, the associated DRO problem can be recast as a linear MIP problem; see, e.g., [41].

On the other hand, Bertsimas et al. [6] analyze a data-driven *robust optimization* approach. Instead of the stochastic programming formulation (1), the authors in [6] consider an associated robust formulation of the form:

$$\min_{\mathbf{x} \in X} \max_{\mathbf{c} \in \mathcal{C}} \ell(\mathbf{x}, \mathbf{c}) = \min_{\mathbf{x}, t} t \tag{2a}$$

$$\text{s.t. } \max_{\mathbf{c} \in \mathcal{C}} \left( \ell(\mathbf{x}, \mathbf{c}) - t \right) \leq 0 \tag{2b}$$

$$\mathbf{x} \in X, \tag{2c}$$

where the loss function  $\ell(\mathbf{x}, \mathbf{c})$  is concave in  $\mathbf{c}$  and  $\mathcal{C}$  is a convex and compact uncertainty set constructed from  $K$  i.i.d. observations of the cost vector  $\mathbf{c}$  (according to the nominal distribution  $\mathbb{Q}^*$ ). Then several hypothesis testing procedures are proposed to construct uncertainty sets with the following two properties: (i) the maximization problem in (2b) is tractable; (ii) the constraint (2b) is violated with a sufficiently small probability under  $\mathbb{Q}^*$ .

Most of the proposed uncertainty sets in [6] are second-order cone representable or polyhedral with one additional relative entropy constraint and, thus, following our discussion above, their application to discrete optimization problems is rather limited. However, the authors in [6] consider sampling of data from marginal distributions asynchronously, which may also account *missing data*. In this case the uncertainty set  $\mathcal{C}$  is described by box constraints and the overall problem (2) admits a linear MIP reformulation, if, e.g., the loss function  $\ell(\mathbf{x}, \mathbf{c})$  is bi-affine.

Next, to the best of our knowledge, there are only a few studies that consider data-driven DRO formulations of (1) with incomplete data sets. First, we refer to an unpublished preprint by Bennouna and Van Parys [5], who design distributionally robust formulations that may simultaneously address statistical error, noise and misspecification in the data. In particular, the statistical error is caused by the finite sample size and indicates that we cannot solve the stochastic programming problem (1) exactly. On the other hand, data noise and misspecification are referred to potential measurement errors and corruption of a hopefully small amount of all data, respectively.

The authors in [5] propose a specified DRO approach based on the Kulback-Leibler divergence and the Levy-Prokhorov metric, which is also *robust* in the sense that it may protect against bounded

noise and a given fraction of samples that are misspecified. Under some reasonable assumptions about the loss function in (1), the proposed DRO problem is shown to admit a finite convex (but not linear) reformulation for a fixed decision  $\mathbf{x} \in X$ . Despite the fact that Bennouna and Van Parys [5] do not make any assumptions concerning the set  $X$  of feasible decisions, their proposed dual reformulation (Theorem 3.6 in [5]) is only discussed in the context of convex optimization problems, e.g., linear classification and regression. In view of our discussion above, the application of the model in [5] to discrete optimization problems would result in a non-linear MIP problem, which requires more advanced solution techniques than those considered in [5].

Finally, we refer to Ren and Bidkhori [33] for a new data-driven DRO approach, which may handle missing at random (MAR) data. The idea is to use some standard data-driven ambiguity sets based on a distance metric in the space of probability distributions [2, 17], but replace the empirical distribution of the data by its maximum likelihood estimate (MLE). It is shown in [33] that, if the data-generating distribution has a *finite discrete support* and the  $l_1$  norm is utilized to estimate the distance between two distributions, then the problem of finding the MLE estimate reduces to a finite convex optimization problem. Furthermore, by leveraging the obtained estimate of the empirical distribution, the standard reformulation techniques can be applied to the resulting DRO problems. Ren and Bidkhori [33] demonstrate that their approach obeys both asymptotic and finite sample performance guarantees, and consistently outperforms the data imputation approach [15, 37] in several applied data-driven optimization problems.

## 1.2. Our approach and contributions.

Perhaps, the major limitation of the proposed data-driven DRO approaches in [5, 6, 33] is that they do not allow to consider any *specific forms* of incomplete data that are dictated by the structure of the underlying optimization problem. Specifically, the studies in [6, 33] consider only missing data, which can be thought as a particular form of *component-wise misspecification*. On the other hand, Bennouna and Van Parys [5] focus on bounded noise and misspecification of the complete random samples and, thus, do not distinguish among the components of the cost vector  $\mathbf{c}$ .

In view of the discussion above, we provide a rather simple and straightforward way to describe the data uncertainty. First, the support of the cost vector  $\mathbf{c}$  is assumed to form a nonempty bounded polytope, i.e.,

$$\mathbf{c} \in \mathcal{S}_0 := \{\mathbf{c}' \in \mathbb{R}^n : \mathbf{B}^{(0)} \mathbf{c}' \leq \mathbf{b}^{(0)}\} \quad (3)$$

with  $\mathbf{B}^{(0)} \in \mathbb{R}^{w_0 \times n}$  and  $\mathbf{b}^{(0)} \in \mathbb{R}^{w_0}$ . In general, it can be argued that polyhedral support sets are rather standard in the context of DRO optimization; see, e.g., [23, 43]. Secondly, we assume that the distribution  $\mathbb{Q}^*$  of the cost vector  $\mathbf{c}$  is observed through a finite training data set

$$\widehat{\mathbf{C}} = \left\{ (\hat{c}_1^{(k)}, \dots, \hat{c}_n^{(k)})^\top, k \in \mathcal{K} := \{1, \dots, K\} \right\}, \quad (4)$$

where each sample  $\hat{\mathbf{c}}^{(k)}$ ,  $k \in \mathcal{K}$ , is also subject to *linear constraints* of the form:

$$\hat{\mathbf{c}}^{(k)} \in \mathcal{S}_k := \left\{ \mathbf{c}' \in \mathbb{R}^n : \mathbf{B}^{(k)} \mathbf{c}' \leq \mathbf{b}^{(k)} \right\} \subseteq \mathcal{S}_0 \quad (5)$$

with  $\mathbf{B}^{(k)} \in \mathbb{R}^{w_k \times n}$  and  $\mathbf{b}^{(k)} \in \mathbb{R}^{w_k}$ . Put differently, by combining linear data constraints with the initial support constraints we obtain a subpolytope of  $\mathcal{S}_0$ , which is simply a singleton when the data set is complete.

Surprisingly, by leveraging linear data constraints of the form (5) we may model a rather wide class of incomplete data sets including those that enforce a linear functional dependence between the components of  $\mathbf{c}$ . Some intuition behind the proposed form of data uncertainty is provided by the following practical applications (for ease of exposition we define  $\mathcal{A} := \{1, \dots, n\}$  and  $\mathcal{K} := \{1, \dots, K\}$ ):

- **Interval uncertainty.** Linear constraints of the form  $\hat{c}_a^{(k)} \in [l_a^{(k)}, u_a^{(k)}]$  applied to each  $a \in \mathcal{A}$  and  $k \in \mathcal{K}$  enable the modeling of bounded noise. In contrast to [5], the magnitude and parameters of the noise depend on the component index  $a \in \mathcal{A}$  and can be determined by the decision-maker, either deterministically or randomly.
- **Semi-bandit feedback.** To model situations where some components of  $\hat{\mathbf{c}}^{(k)}$  cannot be directly observed by the decision-maker, we combine linear inequality constraints of the form  $\hat{\mathbf{c}}^{(k)} \in \mathcal{S}_0$  with equality constraints  $\hat{c}_a^{(k)} = \tilde{c}_a^{(k)}$  for some known  $\tilde{c}_a^{(k)} \in \mathbb{R}_{>0} \cup \{0\}$  and  $a \in \mathcal{A}' \subset \mathcal{A}$  (note that any linear equality constraint can always be expressed as two linear inequality constraints). The remaining components are said to be *misspecified*. This type of information feedback is also referred to as “semi-bandit feedback” in online learning problem settings [8, 30].
- **Bandit feedback.** Linear equality constraints  $\sum_{a \in \mathcal{A}'} \hat{c}_a^{(k)} = S^{(k)}$ ,  $\mathcal{A}' \subset \mathcal{A}$  for some  $S^{(k)} \in \mathbb{R}_{\geq 0}$  and  $k \in \mathcal{K}$ , can be utilized to model a *linear functional dependence* between the components of  $\mathbf{c}$ . This type of feedback is also known as “bandit feedback” in online learning problem settings [8, 9].

Both semi-bandit and bandit feedback scenarios has a number of important practical applications in online combinatorial optimization problems including online advertising [10], viral marketing [42] and online routing problems [39]. For example, for the latter class of problems, the decision-maker may collect data by traversing different paths in a network and only observe the costs of arcs within the associated routes (semi-bandit feedback). Alternatively, the decision-maker may only observe a total cost with respect to these routes (bandit feedback).

Summarizing the discussion above, in contrast to the incomplete data sets described in [5, 6, 33], our approach considers potentially more flexible data sets that are subject to sample-wise linear constraints. These constraints are tailored to the optimization problem’s structure and/or the data collection process. At the same time, the constraints (5) are deterministic and, therefore, unlike Ren and Bidkhori [33], we do not provide any *asymptotic performance guarantees* as the sample size tends to infinity. However, in Section 4 we illustrate numerically that the out-of-sample performance of our model can be adjusted by an appropriate choice of the polytopes  $\mathcal{S}_k$ ,  $k \in \mathcal{K}$ .

Next, in order to handle both uncertainty in the data set and uncertainty in the distribution of the cost vector  $\mathbf{c}$ , we formulate a three-level *min-max-max* optimization problem, which is both robust (in terms of the data uncertainty) and distributionally robust (in terms of the distributional uncertainty). Formally, in the proposed three-level formulation the decision-maker aims to minimize its expected

loss by assuming the worst-case possible realization of data from within the polyhedral uncertainty sets  $\mathcal{S}_k$ ,  $k \in \mathcal{K}$ , and the worst-case realization of the distribution of  $\mathbf{c}$  from within a predefined ambiguity set of probability distributions. Regarding the latter point, for a fixed realization of data, we focus on but are not limited to a type-1 Wasserstein ball, centered at the empirical distribution of the data; see, e.g., [17].

As it is argued in Section 4.2, using the Wasserstein metric with  $l_1$ -norm allows to obtain a linear MIP reformulation of the DRO problem with complete data and a linear mixed-integer set  $X$  of feasible decisions. The key theoretical result of this study indicates that the proposed three-level problem also admits a linear MIP reformulation, provided that the class of loss functions in (1) is restricted to *bi-affine functions*. Also, for particular cases of interval uncertainty and bandit feedback (with some additional assumptions about the loss function in (1) and the structure of historical data) we demonstrate that the three-level problem can be solved in a rather straightforward way by leveraging the nominal MIP problem.

Contributions and a further organization of the paper can be summarized in follows:

- In Section 2, we formulate the three-level optimization problem, which protects the decision-maker from uncertainties in both the data and the data-generating distribution. As we outlined earlier in this section, the proposed approach to data uncertainty enjoys a strong justification from the online learning literature and allows to handle various different forms of historical data that arise in data-driven MIP problems.
- In Section 3.1 we present a linear MIP reformulation of the three-level problem. This reformulation is based on a dual reformulation of the one-stage DRO problem from [17] and Sion’s min-max theorem [36]. Additionally, we refine the reformulation for the cases of interval uncertainty and bandit feedback in Sections 3.2 and 3.3, respectively.
- Finally, in Section 4 an extensive computational study of the proposed three-level optimization model is conducted. As test problems, we consider the *sorting problem* with interval uncertainty in the data and the *shortest path problem*, where the historical data is collected by leveraging semi-bandit and bandit feedback scenarios. In the computational study we explore how the form of data uncertainty affects the out-of-sample performance and the computational complexity of our model.

**Notation.** All vectors and matrices are labelled by bold letters. A vector of all ones is referred to as  $\mathbf{1}$ . We also use a subscript  $_+$  and  $_{++}$  to define the sets of nonnegative and positive numbers, respectively. A set  $\mathcal{K} := \{1, \dots, K\}$  is always referred to the indices of samples in the training data set and a set  $\mathcal{A} := \{1, \dots, n\}$  is referred to the indices of components of the cost vector  $\mathbf{c}$ . Finally, we denote by  $\mathcal{Q}_0(\mathbb{R}^k)$  the space of all probability distributions on  $\mathbb{R}^k$  for some  $k \in \mathbb{Z}_{++}$ .

## 2. Problem formulation

As outlined in Section 1, we consider a stochastic programming problem of the form (1), i.e.,

$$\min_{\mathbf{x} \in X} \mathbb{E}_{\mathbb{Q}^*} \{\ell(\mathbf{x}, \mathbf{c})\},$$

where  $\mathbf{x} \in \mathbb{R}^{n_1} \times \mathbb{Z}^{n_2}$  is a vector of decision variables,  $\mathbf{c} \in \mathbb{R}^{n_1+n_2}$  is a cost vector related to the uncertain problem parameters and  $\ell(\mathbf{x}, \mathbf{c})$  is a given loss function. Also, we assume that the set of feasible decisions  $X \subseteq \mathbb{R}^{n_1} \times \mathbb{Z}^{n_2}$  is a linear mixed-integer set [13], i.e.,

$$X := \left\{ \mathbf{x} \in \mathbb{R}_+^{n_1} \times \mathbb{Z}_+^{n_2} : \mathbf{G}_1 \mathbf{x}^{(1)} + \mathbf{G}_2 \mathbf{x}^{(2)} \leq \mathbf{g} \right\}$$

with  $n_1 \in \mathbb{Z}_+$ ,  $n_2 \in \mathbb{Z}_{++}$ ,  $\mathbf{G}_1 \in \mathbb{R}^{m \times n_1}$ ,  $\mathbf{G}_2 \in \mathbb{R}^{m \times n_2}$  and  $\mathbf{g} \in \mathbb{R}^m$  for some  $m \in \mathbb{Z}_{++}$  (in the remainder of the paper we usually do not specify the set  $X$  for brevity).

The nominal distribution  $\mathbb{Q}^* \in \mathcal{Q}_0(\mathbb{R}^n)$  of the cost vector  $\mathbf{c}$  is not known to the decision-maker a priori and can only be observed through an incomplete training data set (4) of  $K \in \mathbb{Z}_{++}$  i.i.d. samples obtained from this distribution. Following the discussion in Section 1.2, we make the following assumptions with respect to the form of the data set (4) and the loss function  $\ell(\mathbf{c}, \mathbf{x})$ :

**A1.** The cost vector  $\mathbf{c}$  satisfies linear support constraints of the form (3) and elements  $\hat{\mathbf{c}}^{(k)}$ ,  $k \in \mathcal{K}$ , of the data set (4) are subject to linear data constraints (5).

**A2.** The loss function in (1) is bilinear, i.e.,

$$\ell(\mathbf{x}, \mathbf{c}) = \mathbf{c}^\top \mathbf{T} \mathbf{x} + \mathbf{t}_1^\top \mathbf{x} + \mathbf{t}_2^\top \mathbf{c} + t_0, \quad (6)$$

where  $\mathbf{T} \in \mathbb{R}^{n \times n}$ ,  $\mathbf{t}_1, \mathbf{t}_2 \in \mathbb{R}^n$  and  $t_0 \in \mathbb{R}$ .

A detailed discussion of Assumption **A1** is provided in Section 1.2. On the other hand, **A2** states that the objective function in (1) is risk-neutral [35]. While bi-affine loss functions are usually not of a particular interest in distributionally robust optimization, they are shown to possess a number of attractive theoretical properties in the context of robust optimization problems [3, 6]. In fact, Assumption **A2**, being a *major limitation* of our modeling approach, allows to obtain a linear MIP reformulation of the proposed three-level optimization problem.

In order to formalize our optimization model, we need the following technical definitions. First, for a fixed data set  $\hat{\mathbf{C}}$  satisfying Assumption **A1** we define an empirical probability distribution  $\hat{\mathbb{Q}}_K \in \mathcal{Q}(\mathbb{R}^n)$  obtained from  $\hat{\mathbf{C}}$  as

$$\hat{\mathbb{Q}}_K := \frac{1}{K} \sum_{k=1}^K \delta_{\hat{\mathbf{c}}^{(k)}}, \quad (7)$$

where  $\delta_{\hat{\mathbf{c}}^{(k)}}$  is the Dirac point mass at the  $k$ -th training sample  $\hat{\mathbf{c}}^{(k)}$ . Furthermore, following [26] we introduce a definition of the Wasserstein distance between two distributions supported on  $\mathcal{S}_0$ .

**Definition 1.** For any  $p \in [1, +\infty)$ , the type- $p$  Wasserstein distance between two probability distributions  $\mathbb{Q}$  and  $\mathbb{Q}'$  on  $\mathcal{S}_0$  is defined as:

$$W_p(\mathbb{Q}, \mathbb{Q}') := \left( \inf_{\pi \in \Pi(\mathbb{Q}, \mathbb{Q}')} \int_{\mathcal{S}_0 \times \mathcal{S}_0} \|\mathbf{c} - \mathbf{c}'\|_p \pi(d\mathbf{c}, d\mathbf{c}') \right)^{\frac{1}{p}}, \quad (8)$$

where  $\Pi(\mathbb{Q}, \mathbb{Q}')$  is a set of all joint distributions of  $\mathbf{c} \in \mathcal{S}_0$  and  $\mathbf{c}' \in \mathcal{S}_0$  with marginals  $\mathbb{Q}$  and  $\mathbb{Q}'$ , respectively.

Since the stochastic programming problem (1) cannot be solved directly (due to incomplete knowledge of the nominal distribution  $\mathbb{Q}^*$ ), we approximate the solution of (1) by introducing a three-level problem of the form:

$$\min_{\mathbf{x} \in X} \max_{\hat{\mathbf{c}}} \left\{ \max_{\mathbb{Q} \in \mathcal{Q}(\hat{\mathbf{C}})} \mathbb{E}_{\mathbb{Q}} \{ \ell(\mathbf{x}, \mathbf{c}) \} : \hat{\mathbf{c}}^{(k)} \in \mathcal{S}_k \ \forall k \in \mathcal{K} \right\}, \quad (\mathbf{F})$$

where

$$\mathcal{Q}(\hat{\mathbf{C}}) := \left\{ \mathbb{Q} \in \mathcal{Q}(\mathbb{R}^n) : \mathbb{Q} \{ \mathbf{c} \in \mathcal{S}_0 \} = 1, W_1(\hat{\mathbb{Q}}_K, \mathbb{Q}) \leq \varepsilon_K \right\}. \quad (9)$$

The first maximum in (F) indicates that we would like to find a solution, which is robust to the uncertainty in the data set  $\hat{\mathbf{C}}$  for any fixed decision  $\mathbf{x} \in X$ . The second maximum in (F) refers to a maximization over the ambiguity set (9) for a fixed decision  $\mathbf{x} \in X$  and a fixed realization of data. The ambiguity set (9) is defined as a type-1 Wasserstein ball with a radius of  $\varepsilon_K > 0$ , centered at the empirical distribution of the data  $\hat{\mathbb{Q}}_K$ ; see, e.g., [17, 21].

The choice of  $p = 1$  in Definition 1 is consistent with several existing mixed-integer DRO formulations in the literature; see, e.g., [25, 44], and along with Assumption **A2** enable us to derive a linear MIP reformulation of the three-level problem (F). On the other hand, the Wasserstein radius  $\varepsilon_K$  is defined as a decreasing function in the number of samples,  $K$ , i.e., the more data is available to the decision-maker, the better it is possible to identify the actual distribution of the uncertain problem parameters. We discuss a particular choice of  $\varepsilon_K$  in the computational settings; see Section 4.1. In the next section we provide a linear MIP reformulation of the three-level problem (F) and consider two particular cases of data uncertainty, namely, interval uncertainty and bandit feedback.

### 3. Solution approach

#### 3.1. General case

The reformulation of (F) consists of the following key steps. In the first step, by leveraging duality theory for moment problems [34] we reformulate the third-level maximization problem in (F) as a linear programming problem. The results of this step are based on Assumption **A2** and the related reformulation of Esfahani and Kuhn [17]. In the second step, we use a version of Sion's min-max theorem [36] and apply standard linear programming duality to derive a linear MIP reformulation of the three-level problem (F). The following result holds for the first step.

**Lemma 1.** *Assume that a decision  $\mathbf{x} \in X$  and an empirical distribution  $\hat{\mathbb{Q}}_K$  on  $K$  training samples are fixed. If Assumptions **A1** and **A2** hold, then the worst-case expectation problem*

$$\max_{\mathbb{Q} \in \mathcal{Q}(\hat{\mathbf{C}})} \mathbb{E}_{\mathbb{Q}} \{ \ell(\mathbf{x}, \mathbf{c}) \} \quad (10)$$

*admits an equivalent linear programming reformulation of the form:*

$$\min_{\lambda, \boldsymbol{\nu}, \mathbf{s}} \lambda \varepsilon_K + \frac{1}{K} \sum_{k=1}^K \left( \mathbf{b}^{(0)\top} \boldsymbol{\nu}^{(k)} + \hat{\mathbf{c}}^{(k)\top} (\mathbf{T}\mathbf{x} + \mathbf{t}_2 - \mathbf{B}^{(0)\top} \boldsymbol{\nu}^{(k)}) \right) + \mathbf{t}_1^\top \mathbf{x} + t_0 \quad (11a)$$

$$s.t. \quad -\lambda \mathbf{1} \leq \mathbf{T}\mathbf{x} + \mathbf{t}_2 - \mathbf{B}^{(0)\top} \boldsymbol{\nu}^{(k)} \leq \lambda \mathbf{1} \quad \forall k \in \mathcal{K} \quad (11b)$$



$$\boldsymbol{\nu}^{(k)} \geq \mathbf{0} \quad \forall k \in \mathcal{K} \quad (11c)$$

$$\lambda \geq 0. \quad (11d)$$

*Proof.* First, it can be argued that for a fixed decision  $\mathbf{x} \in X$  and a data set  $\widehat{\mathbf{C}}$  that satisfies Assumption **A1** the optimization problem (10) admits the following dual reformulation (see Theorem 4.2 in Esfahani and Kuhn [17]):

$$\min \left( \lambda \varepsilon_K + \frac{1}{K} \sum_{k=1}^K s_k \right) \quad (12a)$$

$$\text{s.t.} \quad \max_{\mathbf{c}^{(k)} \in \mathcal{S}_0} \left( \ell(\mathbf{c}^{(k)}, \mathbf{x}) - \lambda \|\mathbf{c}^{(k)} - \hat{\mathbf{c}}^{(k)}\|_1 \right) \leq s_k \quad \forall k \in \mathcal{K} \quad (12b)$$

$$\lambda \geq 0. \quad (12c)$$

Since  $\lambda \geq 0$  for any fixed  $k \in \mathcal{K}$  the maximization problem in the left-hand side of (12b) can be expressed as a linear programming problem of the form:

$$\max_{\mathbf{c}^{(k)}, \mathbf{v}^{(k)}} \left( \ell(\mathbf{c}^{(k)}, \mathbf{x}) - \lambda \sum_{a \in \mathcal{A}} v_a^{(k)} \right) \quad (13a)$$

$$\text{s.t.} \quad \mathbf{B}^{(0)} \mathbf{c}^{(k)} \leq \mathbf{b}^{(0)} \quad (13b)$$

$$-\mathbf{v}^{(k)} \leq \mathbf{c}^{(k)} - \hat{\mathbf{c}}^{(k)} \leq \mathbf{v}^{(k)}, \quad (13c)$$

where  $\ell(\mathbf{c}^{(k)}, \mathbf{x}) = \mathbf{c}^{(k)\top} \mathbf{T} \mathbf{x} + \mathbf{t}_1^\top \mathbf{x} + \mathbf{t}_2^\top \mathbf{c}^{(k)} + t_0$  is a linear function of  $\mathbf{c}^{(k)}$  for a fixed  $\mathbf{x} \in X$ .

Let  $w_0$  be the number of linear constraints in  $\mathcal{S}_0$ ; also let  $\boldsymbol{\nu}^{(k)} \in \mathbb{R}^{w_0}$  and  $\boldsymbol{\mu}_1^{(k)}, \boldsymbol{\mu}_2^{(k)} \in \mathbb{R}^n$  be dual variables corresponding to the constraints (13b) and (13c), respectively, for each  $k \in \mathcal{K}$ . Then a dual reformulation of the linear programming problem (13) can be expressed as:

$$\begin{aligned} & \min_{\boldsymbol{\mu}_1^{(k)}, \boldsymbol{\mu}_2^{(k)}, \boldsymbol{\nu}^{(k)}} \left( \mathbf{b}^{(0)\top} \boldsymbol{\nu}^{(k)} + \hat{\mathbf{c}}^{(k)\top} (\boldsymbol{\mu}_2^{(k)} - \boldsymbol{\mu}_1^{(k)}) + \mathbf{t}_1^\top \mathbf{x} + t_0 \right) \\ \text{s.t.} \quad & -\mathbf{T} \mathbf{x} - \mathbf{t}_2 + \mathbf{B}^{(0)\top} \boldsymbol{\nu}^{(k)} - \boldsymbol{\mu}_1^{(k)} + \boldsymbol{\mu}_2^{(k)} = \mathbf{0} \\ & \lambda \mathbf{1} - \boldsymbol{\mu}_1^{(k)} - \boldsymbol{\mu}_2^{(k)} = \mathbf{0} \\ & \boldsymbol{\mu}_1^{(k)}, \boldsymbol{\mu}_2^{(k)} \geq \mathbf{0} \\ & \boldsymbol{\nu}^{(k)} \geq \mathbf{0}. \end{aligned}$$

By eliminating  $\boldsymbol{\mu}_1^{(k)}$  and  $\boldsymbol{\mu}_2^{(k)}$  we obtain the following reformulation of (13) for each  $k \in \mathcal{K}$ :

$$\min_{\boldsymbol{\nu}^{(k)}} \left( \mathbf{b}^{(0)\top} \boldsymbol{\nu}^{(k)} + \hat{\mathbf{c}}^{(k)\top} (\mathbf{T} \mathbf{x} + \mathbf{t}_2 - \mathbf{B}^{(0)\top} \boldsymbol{\nu}^{(k)}) + \mathbf{t}_1^\top \mathbf{x} + t_0 \right) \quad (15a)$$

$$\text{s.t.} \quad -\lambda \mathbf{1} \leq \mathbf{T} \mathbf{x} + \mathbf{t}_2 - \mathbf{B}^{(0)\top} \boldsymbol{\nu}^{(k)} \leq \lambda \mathbf{1} \quad (15b)$$

$$\boldsymbol{\nu}^{(k)} \geq \mathbf{0}. \quad (15c)$$

Finally, by strong duality the optimal objective function value of (15) coincides with the left-hand

side of the constraints (13c). By construction of (13c), we can omit the “min” operator and shift the constraints in (15) to the first level, i.e., the third-level problem (10) can be expressed as:

$$\min_{\lambda, \boldsymbol{\nu}, \mathbf{s}} \lambda \varepsilon_K + \frac{1}{K} \sum_{k=1}^K s_k \quad (16a)$$

$$\text{s.t. } \mathbf{b}^{(0)\top} \boldsymbol{\nu}^{(k)} + \hat{\mathbf{c}}^{(k)\top} (\mathbf{T}\mathbf{x} + \mathbf{t}_2 - \mathbf{B}^{(0)\top} \boldsymbol{\nu}^{(k)}) + \mathbf{t}_1^\top \mathbf{x} + t_0 \leq s_k \quad \forall k \in \mathcal{K} \quad (16b)$$

$$-\lambda \mathbf{1} \leq \mathbf{T}\mathbf{x} + \mathbf{t}_2 - \mathbf{B}^{(0)\top} \boldsymbol{\nu}^{(k)} \leq \lambda \mathbf{1} \quad \forall k \in \mathcal{K} \quad (16c)$$

$$\boldsymbol{\nu}^{(k)} \geq \mathbf{0} \quad \forall k \in \mathcal{K} \quad (16d)$$

$$\lambda \geq 0. \quad (16e)$$

Then eliminating the variables  $s_k$ ,  $k \in \mathcal{K}$ , yields the desired result.  $\square$

By leveraging Lemma 1, we can rewrite the three-level formulation **(F)** as follows:

$$\min_{\mathbf{x} \in X} \max_{\widehat{\mathbf{C}} \in \mathcal{D}_2} \left\{ \min_{(\lambda, \boldsymbol{\nu}) \in \mathcal{D}_3(\mathbf{x})} f(\mathbf{x}, \widehat{\mathbf{C}}, \lambda, \boldsymbol{\nu}) \right\}, \quad (17)$$

where the feasible sets,  $\mathcal{D}_2$  and  $\mathcal{D}_3(\mathbf{x})$ , and the objective function,  $f(\mathbf{x}, \widehat{\mathbf{C}}, \lambda, \boldsymbol{\nu})$ , are given by:

$$\mathcal{D}_2 := \left\{ \widehat{\mathbf{C}} = (\hat{\mathbf{c}}^{(1)}, \dots, \hat{\mathbf{c}}^{(K)})^\top \in \mathbb{R}^{K \times n} : \hat{\mathbf{c}}^{(k)} \in \mathcal{S}_k, \forall k \in \mathcal{K} \right\}, \quad (18a)$$

$$\mathcal{D}_3(\mathbf{x}) := \left\{ (\lambda, \boldsymbol{\nu}) \in \mathbb{R}^{1 \times (w_0 \times K)} : \text{the constraints (11b), (11c) and (11d) are satisfied} \right\}, \quad (18b)$$

$$f(\mathbf{x}, \widehat{\mathbf{C}}, \lambda, \boldsymbol{\nu}) := \lambda \varepsilon_K + \frac{1}{K} \sum_{k=1}^K \left( \mathbf{b}^{(0)\top} \boldsymbol{\nu}^{(k)} + \hat{\mathbf{c}}^{(k)\top} (\mathbf{T}\mathbf{x} + \mathbf{t}_2 - \mathbf{B}^{(0)\top} \boldsymbol{\nu}^{(k)}) \right) + \mathbf{t}_1^\top \mathbf{x} + t_0. \quad (18c)$$

In the following, we show the order of the “max” and the second “min” operators in (17) can be reversed. Furthermore, it turns out that the three-level problem (17) admits a linear mixed-integer programming reformulation.

**Theorem 1.** *Under Assumptions **A1** and **A2** the three-level optimization problem **(F)** can be reformulated as a linear MIP problem of the form:*

$$\begin{aligned} & \min_{\mathbf{x}, \lambda, \boldsymbol{\nu}, \boldsymbol{\gamma}} \lambda \varepsilon_K + \frac{1}{K} \sum_{k=1}^K \mathbf{b}^{(0)\top} \boldsymbol{\nu}^{(k)} + \sum_{k=1}^K \mathbf{b}^{(k)\top} \boldsymbol{\gamma}^{(k)} + \mathbf{t}_1^\top \mathbf{x} + t_0 & (\mathbf{F}^{(mip)}) \\ \text{s.t. } & \frac{1}{K} (\mathbf{T}\mathbf{x} + \mathbf{t}_2 - \mathbf{B}^{(0)\top} \boldsymbol{\nu}^{(k)}) = \mathbf{B}^{(k)\top} \boldsymbol{\gamma}^{(k)} \quad \forall k \in \mathcal{K} \\ & -\lambda \mathbf{1} \leq \mathbf{T}\mathbf{x} + \mathbf{t}_2 - \mathbf{B}^{(0)\top} \boldsymbol{\nu}^{(k)} \leq \lambda \mathbf{1} \quad \forall k \in \mathcal{K} \\ & \boldsymbol{\nu}^{(k)}, \boldsymbol{\gamma}^{(k)} \geq \mathbf{0} \quad \forall k \in \mathcal{K} \\ & \lambda \geq 0 \\ & \mathbf{x} \in X. \end{aligned}$$

*Proof.* In the remainder of the proof we fix some  $\mathbf{x} \in X$ . First, we note that the feasible set  $\mathcal{D}_2$  given by equation (18a) is convex and compact as a Cartesian product of  $K$  bounded polyhedral uncertainty

sets  $\mathcal{S}_k$ ,  $k \in \mathcal{K}$ . Secondly, the feasible set  $\mathcal{D}_3(\mathbf{x})$  given by (18b) is convex since it is described by linear constraints with respect to  $\lambda$  and  $\boldsymbol{\nu}$ ; however, we cannot guarantee that  $\mathcal{D}_3(\mathbf{x})$  is compact. Finally, it turns out that the objective function  $f(\mathbf{x}, \widehat{\mathbf{C}}, \lambda, \boldsymbol{\nu})$  is linear in  $\widehat{\mathbf{c}}$ ,  $\lambda$  and  $\boldsymbol{\nu}$ .

By Sion's min-max theorem [36] we observe that:

$$\begin{aligned} \max_{\widehat{\mathbf{C}} \in \mathcal{D}_2} \left\{ \min_{(\lambda, \boldsymbol{\nu}) \in \mathcal{D}_3(\mathbf{x}, \widehat{\mathbf{C}})} f(\mathbf{x}, \widehat{\mathbf{C}}, \lambda, \boldsymbol{\nu}) \right\} &= - \min_{\widehat{\mathbf{C}} \in \mathcal{D}_2} \left\{ \max_{(\lambda, \boldsymbol{\nu}) \in \mathcal{D}_3(\mathbf{x}, \widehat{\mathbf{C}})} -f(\mathbf{x}, \widehat{\mathbf{C}}, \lambda, \boldsymbol{\nu}) \right\} = \\ &= - \max_{(\lambda, \boldsymbol{\nu}) \in \mathcal{D}_3(\mathbf{x}, \widehat{\mathbf{C}})} \left\{ \min_{\widehat{\mathbf{C}} \in \mathcal{D}_2} -f(\mathbf{x}, \widehat{\mathbf{C}}, \lambda, \boldsymbol{\nu}) \right\} = \min_{(\lambda, \boldsymbol{\nu}) \in \mathcal{D}_3(\mathbf{x}, \widehat{\mathbf{C}})} \left\{ \max_{\widehat{\mathbf{C}} \in \mathcal{D}_2} f(\mathbf{x}, \widehat{\mathbf{C}}, \lambda, \boldsymbol{\nu}) \right\}. \end{aligned}$$

Furthermore, the maximization problem

$$\max_{\widehat{\mathbf{C}} \in \mathcal{D}_2} f(\mathbf{x}, \widehat{\mathbf{C}}, \lambda, \boldsymbol{\nu}) \tag{20}$$

can be viewed as a linear programming problem with respect to  $\widehat{\mathbf{C}} \in \mathcal{D}_2$ , where we recall that by Assumption **A1**  $\mathcal{D}_2$  is a Cartesian product of bounded polyhedrons  $\mathcal{S}_k$ ,  $k \in \mathcal{K}$ . Therefore, (20) admits a linear dual reformulation.

Let  $\boldsymbol{\gamma}^{(k)}$ ,  $k \in \mathcal{K}$ , be dual variables corresponding to the primal constraints  $\mathbf{B}^{(k)} \widehat{\mathbf{c}}^{(k)} \leq \mathbf{b}^{(k)}$ . Then a dual reformulation of (20) is given by:

$$\min_{\boldsymbol{\gamma}} \lambda \varepsilon_K + \frac{1}{K} \sum_{k=1}^K \mathbf{b}^{(0)\top} \boldsymbol{\nu}^{(k)} + \sum_{k=1}^K \mathbf{b}^{(k)\top} \boldsymbol{\gamma}^{(k)} + \mathbf{t}_1^\top \mathbf{x} + t_0 \tag{21a}$$

$$\text{s.t. } \frac{1}{K} (\mathbf{T}\mathbf{x} + \mathbf{t}_2 - \mathbf{B}^{(0)\top} \boldsymbol{\nu}^{(k)}) = \mathbf{B}^{(k)\top} \boldsymbol{\gamma}^{(k)} \quad \forall k \in \mathcal{K} \tag{21b}$$

$$\boldsymbol{\gamma}^{(k)} \geq \mathbf{0}. \quad \forall k \in \mathcal{K} \tag{21c}$$

Eventually, combining the “min” operators, as well as the related feasible sets results in the single level reformulation of the form  $(\mathbf{F}^{(mip)})$ .  $\square$

To summarize, a dual reformulation in Lemma 1 can only be obtained, if the loss function  $\ell(\mathbf{c}, \mathbf{x})$  is a *point-wise maximum* of finitely many functions  $\ell_r(\mathbf{c}, \mathbf{x})$ ,  $r \in \{1, \dots, R\}$ , that are concave in  $\mathbf{c}$ , i.e.,  $\ell(\mathbf{c}, \mathbf{x}) = \max_{r \in \{1, \dots, R\}} \ell_r(\mathbf{c}, \mathbf{x})$ ; see, e.g., [17]. We force these functions to be bi-affine in both  $\mathbf{c}$  and  $\mathbf{x}$  to provide a linear MIP reformulation of  $(\mathbf{F})$ . Moreover, it is rather straightforward to verify that, if  $R \geq 2$ , then  $f(\mathbf{x}, \widehat{\mathbf{C}}, \lambda, \boldsymbol{\nu})$  is convex (but not concave) as a function of  $\widehat{\mathbf{c}}$  that contradicts Sion's min-max theorem. These observations provide some intuition behind Assumption **A2**, where we set  $R = 1$ . In the remainder of this section we focus on the simplest class of bilinear functions  $\ell(\mathbf{c}, \mathbf{x}) = \mathbf{c}^\top \mathbf{x}$  and consider two special cases of interval uncertainty and bandit feedback.

### 3.2. The case of interval uncertainty

In this section we consider *combinatorial optimization problems* (COP) with a mixed 0-1 set of feasible decisions  $X \subseteq \{0, 1\}^n$  and a bilinear loss function  $\ell(\mathbf{c}, \mathbf{x}) = \mathbf{c}^\top \mathbf{x}$ . Formally, in this particular setting the decision-maker aims to minimize the expected cost of its decision, where both the distribution  $\mathbb{Q}^*$  of the cost vector  $\mathbf{c}$  and the associated data set  $\widehat{\mathbf{C}}$  are subject to uncertainty. We additionally

assume that the support constraints (3) and the linear constraints (5) with respect to the data are given by component-wise *interval constraints*. In other words,

$$\mathcal{S}_0^{(int)} := \left\{ \mathbf{c}' \in \mathbb{R}^n : \mathbf{l} \leq \mathbf{c}' \leq \mathbf{u} \right\}, \quad (22)$$

where  $\mathbf{0} \leq \mathbf{l} \leq \mathbf{u}$  and

$$\mathcal{S}_k^{(int)} := \left\{ \mathbf{c}' \in \mathbb{R}^n : \mathbf{l}^{(k)} \leq \mathbf{c}' \leq \mathbf{u}^{(k)} \right\}, \quad (23)$$

for every  $k \in \mathcal{K}$ , where  $\mathbf{l} \leq \mathbf{l}^{(k)} \leq \mathbf{u}^{(k)} \leq \mathbf{u}$ .

The aforementioned restrictions allow to simplify the proofs of Lemma 1 and Theorem 1. Thus, we demonstrate that the three-level problem (F) subject to (22) and (23) can be solved in *polynomial time* whenever the associated deterministic COP is polynomially solvable. The following results hold.

**Lemma 2.** *Assume that  $\ell(\mathbf{c}, \mathbf{x}) = \mathbf{c}^\top \mathbf{x}$ ,  $X \subseteq \{0, 1\}^n$  and the support set  $\mathcal{S}_0^{(int)}$  is given by equation (22). Then the optimal objective function value of the third-level problem*

$$\max_{\mathbb{Q} \in \mathcal{Q}(\hat{\mathbf{C}})} \mathbb{E}_{\mathbb{Q}} \{ \ell(\mathbf{c}, \mathbf{x}) \}$$

is given by  $\min \left\{ \frac{1}{K} \sum_{k=1}^K \hat{\mathbf{c}}^{(k)\top} \mathbf{x} + \varepsilon_K; \mathbf{u}^\top \mathbf{x} \right\}$ .

*Proof.* Following the proof of Lemma 1 we can reformulate the third-level problem (10) as follows:

$$\min \left( \lambda \varepsilon_K + \frac{1}{K} \sum_{k=1}^K s_k \right) \quad (24a)$$

$$\text{s.t. } \max_{\mathbf{c}^{(k)} \in [\mathbf{l}, \mathbf{u}]} \left( \mathbf{c}^{(k)\top} \mathbf{x} - \lambda \|\mathbf{c}^{(k)} - \hat{\mathbf{c}}^{(k)}\|_1 \right) \leq s_k \quad \forall k \in \mathcal{K} \quad (24b)$$

$$\lambda \geq 0. \quad (24c)$$

Next, for each  $k \in \mathcal{K}$  the maximum in the left-hand side of (24b) can be expressed as:

$$\begin{aligned} \max_{\mathbf{c}^{(k)} \in [\mathbf{l}, \mathbf{u}]} \left( \mathbf{c}^{(k)\top} \mathbf{x} - \lambda \|\mathbf{c}^{(k)} - \hat{\mathbf{c}}^{(k)}\|_1 \right) &= \sum_{a \in \mathcal{A}} \max_{c_a^{(k)} \in [l_a, u_a]} \left( c_a^{(k)} x_a - \lambda |c_a^{(k)} - \hat{c}_a^{(k)}| \right) = \\ &= \sum_{a \in \mathcal{A}} \max \left\{ \hat{c}_a^{(k)} x_a; u_a x_a - \lambda (u_a - \hat{c}_a^{(k)}) \right\}, \end{aligned}$$

where

$$\max \left\{ \hat{c}_a^{(k)} x_a; u_a x_a - \lambda (u_a - \hat{c}_a^{(k)}) \right\} = \begin{cases} \hat{c}_a^{(k)} x_a, & \text{if } x_a \leq \lambda, \\ u_a x_a - \lambda (u_a - \hat{c}_a^{(k)}), & \text{otherwise.} \end{cases}$$

Here, we exploit the fact that  $c_a^{(k)} x_a - \lambda |c_a^{(k)} - \hat{c}_a^{(k)}|$  is a piecewise-linear function of  $c_a^{(k)}$  with  $\lambda \geq 0$  and  $x_a \geq 0$ . Therefore, its maximum can be attained either at  $c_a^{(k)} = \hat{c}_a^{(k)}$  or at  $c_a^{(k)} = u_a$ .

Then we consider two particular cases. First, assume that  $\lambda \geq 1$  in the dual reformulation (24).

In this case we observe that:

$$\max_{\mathbf{c}^{(k)} \in [1, \mathbf{u}]} \left( \mathbf{c}^{(k)\top} \mathbf{x} - \lambda \|\mathbf{c}^{(k)} - \hat{\mathbf{c}}^{(k)}\|_1 \right) = \sum_{a \in \mathcal{A}} \hat{c}_a^{(k)} x_a$$

and, hence, (24) with an additional requirement  $\lambda \geq 1$  has a form:

$$\begin{aligned} & \min \left( \lambda \varepsilon_K + \frac{1}{K} \sum_{k=1}^K s_k \right) \\ & \text{s.t. } \hat{\mathbf{c}}^{(k)\top} \mathbf{x} \leq s_k \quad \forall k \in \mathcal{K} \\ & \lambda \geq 1. \end{aligned}$$

We conclude that  $\lambda^* = 1$  and the optimal objective function value of (24) is given by  $\frac{1}{K} \sum_{k=1}^K \hat{\mathbf{c}}^{(k)\top} \mathbf{x} + \varepsilon_K$ . This solution can also be treated as a robust *sample average approximation*, which level of conservatism is controlled by the Wasserstein radius  $\varepsilon_K$ .

In the second alternative case we assume that  $0 \leq \lambda \leq 1$ . If  $x_a = 0$ , then  $\max \left\{ \hat{c}_a^{(k)} x_a; u_a x_a - \lambda(u_a - \hat{c}_a^{(k)}) \right\} = 0$ . Consequently, with  $\mathcal{A}_{\mathbf{x}} = \left\{ a \in \mathcal{A} : x_a \neq 0 \right\}$  we have:

$$\max_{\mathbf{c}^{(k)} \in [1, \mathbf{u}]} \left( \mathbf{c}^{(k)\top} \mathbf{x} - \lambda \|\mathbf{c}^{(k)} - \hat{\mathbf{c}}^{(k)}\|_1 \right) = \sum_{a \in \mathcal{A}_{\mathbf{x}}} \left( u_a - \lambda(u_a - \hat{c}_a^{(k)}) \right) x_a = \sum_{a \in \mathcal{A}} \left( u_a - \lambda(u_a - \hat{c}_a^{(k)}) \right) x_a.$$

In this case, by eliminating variables  $s_k$ ,  $k \in \mathcal{K}$ , the dual problem (24) can be viewed as:

$$\min \left( \lambda \varepsilon_K + \frac{1}{K} \sum_{k=1}^K \sum_{a \in \mathcal{A}} \left( u_a - \lambda(u_a - \hat{c}_a^{(k)}) \right) x_a \right) \quad (26a)$$

$$\text{s.t. } 0 \leq \lambda \leq 1. \quad (26b)$$

The objective function (26a) is linear in  $\lambda$ . Hence  $\lambda^* \in \{0, 1\}$ . The case of  $\lambda^* = 1$  is considered within the first case. Finally, if  $\lambda^* = 0$ , then the optimal objective function value of (24) is given by  $\mathbf{u}^\top \mathbf{x}$ . This observation concludes the proof.  $\square$

**Theorem 2.** *Assume that the conditions of Lemma 2 are satisfied and the data constraints  $\mathcal{S}_k^{(int)}$ ,  $k \in \mathcal{K}$ , are given by (23). Then an optimal objective function value of  $(\mathbf{F})$  coincides with the minimal optimal value of the following two linear COP:*

$$\min_{\mathbf{x} \in X} \frac{1}{K} \sum_{k=1}^K \mathbf{u}^{(k)\top} \mathbf{x} + \varepsilon_K \quad (\mathbf{F}_1^{(int)}) \qquad \min_{\mathbf{x} \in X} \mathbf{u}^\top \mathbf{x}. \quad (\mathbf{F}_2^{(int)})$$

*Proof.* By leveraging Lemma 2 we observe that the second-level problem in **(F)** can be expressed as:

$$\begin{aligned}
& \max \left\{ \max_{\mathbb{Q} \in \mathcal{Q}(\hat{\mathbf{C}})} \mathbb{E}_{\mathbb{Q}} \{ \mathbf{c}^\top \mathbf{x} \} : \hat{\mathbf{c}}^{(k)} \in \mathcal{S}_k, \forall k \in \mathcal{K} \right\} = \\
& \max \left\{ \min \left\{ \frac{1}{K} \sum_{k=1}^K \hat{\mathbf{c}}^{(k)\top} \mathbf{x} + \varepsilon_K; \mathbf{u}^\top \mathbf{x} \right\} : \mathbf{l}^{(k)} \leq \hat{\mathbf{c}}^{(k)} \leq \mathbf{u}^{(k)}, \forall k \in \mathcal{K} \right\} \geq \\
& \min \left\{ \frac{1}{K} \sum_{k=1}^K \mathbf{u}^{(k)\top} \mathbf{x} + \varepsilon_K; \mathbf{u}^\top \mathbf{x} \right\}.
\end{aligned} \tag{27}$$

The last inequality is due to the definition of maximum. Next, we show that the inequality in (27) can be replaced by an equality.

In fact, let  $\mathbf{s} = \frac{1}{K} \sum_{k=1}^K \hat{\mathbf{c}}^{(k)}$ . We observe that

$$\mathbf{s} = \frac{1}{K} \sum_{k=1}^K \mathbf{l}^{(k)} \leq \mathbf{s} \leq \bar{\mathbf{s}} = \frac{1}{K} \sum_{k=1}^K \mathbf{u}^{(k)}.$$

Hence,

$$\begin{aligned}
& \max \left\{ \min \left\{ \frac{1}{K} \sum_{k=1}^K \hat{\mathbf{c}}^{(k)\top} \mathbf{x} + \varepsilon_K; \mathbf{u}^\top \mathbf{x} \right\} : \mathbf{l}^{(k)} \leq \hat{\mathbf{c}}^{(k)} \leq \mathbf{u}^{(k)}, \forall k \in \mathcal{K} \right\} = \\
& \max \left\{ \min \left\{ \mathbf{s}^\top \mathbf{x} + \varepsilon_K; \mathbf{u}^\top \mathbf{x} \right\} : \mathbf{s} \leq \mathbf{s} \leq \bar{\mathbf{s}} \right\} = \\
& \min \left\{ \bar{\mathbf{s}}^\top \mathbf{x} + \varepsilon_K; \mathbf{u}^\top \mathbf{x} \right\} = \min \left\{ \frac{1}{K} \sum_{k=1}^K \mathbf{u}^{(k)\top} \mathbf{x} + \varepsilon_K; \mathbf{u}^\top \mathbf{x} \right\}.
\end{aligned}$$

The second equality above can be checked by contradiction, i.e., for any  $\tilde{\mathbf{s}} \leq \bar{\mathbf{s}}$ ,  $\tilde{\mathbf{s}} \neq \bar{\mathbf{s}}$ , the inequality

$$\min \left\{ \tilde{\mathbf{s}}^\top \mathbf{x} + \varepsilon_K; \mathbf{u}^\top \mathbf{x} \right\} > \min \left\{ \bar{\mathbf{s}}^\top \mathbf{x} + \varepsilon_K; \mathbf{u}^\top \mathbf{x} \right\}$$

cannot be satisfied (recall that  $\mathbf{x} \geq \mathbf{0}$ ).

We conclude that the three level problem **(F)** can be viewed as the following optimization problem:

$$\begin{aligned}
& \min \left( \min \{ \bar{\mathbf{s}}^\top \mathbf{x} + \varepsilon_K; \mathbf{u}^\top \mathbf{x} \} \right) \\
& \text{s.t. } \mathbf{x} \in X.
\end{aligned} \tag{28}$$

In optimization problem (28) we simply find a minimum among  $2|X|$  elements, for each  $\mathbf{x} \in X$ . The same result can be obtained by minimizing  $\bar{\mathbf{s}}^\top \mathbf{x} + \varepsilon_K$  and  $\mathbf{u}^\top \mathbf{x}$  separately with respect to  $\mathbf{x} \in X$  and selecting the best optimal value. This observation implies the result.  $\square$

Summarizing the results of Lemma 2 and Theorem 2 we conclude that the considered three-level problem **(F)** with interval uncertainty can be solved via two deterministic combinatorial optimization problems with the cost vectors given by  $\frac{1}{K} \sum_{k=1}^K \mathbf{u}^{(k)}$  and  $\mathbf{u}$ , respectively. Hence, the problem turns out to be polynomially solvable, if the associated linear COP can be solved in polynomial time.

### 3.3. The case of bandit feedback

In this section we also assume that  $X \subseteq \{0, 1\}^n$  and  $\ell(\mathbf{c}, \mathbf{x}) = \mathbf{c}^\top \mathbf{x}$ . In addition, let  $\|\mathbf{x}\|_1 = h$ ,  $h \in \mathbb{Z}_{++}$ , for any  $\mathbf{x} \in X$  and

$$\mathcal{S}_0^{(bf)} := \left\{ \mathbf{c}' \in \mathbb{R}^n : \mathbf{0} \leq \mathbf{c}' \leq \mathbf{1} \right\}. \quad (29)$$

Then for a set of decisions  $\mathbf{x}^{(k)}$ ,  $k \in \mathcal{K}$ , the data constraints for each  $k \in \mathcal{K}$  are defined as follows:

$$\mathcal{S}_k^{(bf)} := \left\{ \mathbf{c}' \in \mathbb{R}^n : \mathbf{c}'^\top \mathbf{x}^{(k)} = S^{(k)} \right\} \cap \mathcal{S}_0. \quad (30)$$

The considered problem setting including the definition of  $\ell(\mathbf{c}, \mathbf{x})$  is similar by construction to the general framework of online combinatorial optimization [10, 19]. However, to simplify our further theoretical observations, we assume that each decision  $\mathbf{x} \in X$  has exactly  $h$  non-zero components, i.e.,  $\|\mathbf{x}\|_1 = h$ . We also make the following remark.

**Remark 1.** The case of *semi-bandit feedback* described in Section 1.2 with interval support constraints (29) can be viewed as a special case of interval uncertainty and, thus, we do not provide a special solution procedure for this particular case.  $\square$

In general, the three-level problem **(F)** subject to (29) and (30) can be solved by leveraging the linear MIP reformulation described in Section 3.1. Nevertheless, we demonstrate that **(F)** with bandit feedback can be solved efficiently whenever the set of decisions  $\mathbf{x}^{(k)}$ ,  $k \in \mathcal{K}$ , is comprised of  $V \leq K$  mutually *non-overlapping* decisions. The following result holds.

**Theorem 3.** Let  $X \subseteq \{0, 1\}^n$ ,  $\ell(\mathbf{c}, \mathbf{x}) = \mathbf{c}^\top \mathbf{x}$  and  $\|\mathbf{x}\|_1 = h$ ,  $h \in \mathbb{Z}_{++}$ , for any  $\mathbf{x} \in X$ . Assume that the set of decisions in (30) is comprised of  $V$  non-overlapping decisions  $\tilde{\mathbf{x}}^{(v)}$ ,  $v \in \{1, \dots, V\}$ , where the total cost of each decision  $\tilde{\mathbf{x}}^{(v)}$  is observed  $n_v \geq 1$  times,  $\sum_{v=1}^V n_v = K$ , and the empirical mean is given by  $\bar{S}_v$ . Then the optimal objective function value of **(F)** subject to (29) and (30) coincides with

$$\min \left\{ \frac{1}{K} \min_{v \in \{1, \dots, V\}} \{n_v \bar{S}_v + (K - n_v)h; h\} + \varepsilon_K; h \right\} \quad (\mathbf{F}^{(sbf)})$$

and an optimal decision  $\mathbf{x}^* = \tilde{\mathbf{x}}^{(v^*)}$ , where  $v^* \in \operatorname{argmin}_{v \in \{1, \dots, V\}} \{n_v \bar{S}_v + (K - n_v)h\}$ .

*Proof.* First, we note that the conditions of Lemma 2 are satisfied and, therefore, the optimal objective function value of the third-level problem

$$\max_{\mathbb{Q} \in \mathcal{Q}(\hat{\mathbf{C}})} \mathbb{E}_{\mathbb{Q}} \{ \ell(\mathbf{c}, \mathbf{x}) \}$$

is given by  $\min \{ \frac{1}{K} \sum_{k=1}^K \hat{\mathbf{c}}^{(k)\top} \mathbf{x} + \varepsilon_K; \mathbf{u}^\top \mathbf{x} \} = \min \{ \frac{1}{K} \sum_{k=1}^K \hat{\mathbf{c}}^{(k)\top} \mathbf{x} + \varepsilon_K; h \}$ . Hence, the second-level problem in **(F)** can be expressed as:

$$\max_{\hat{\mathbf{c}}} \min_{\mathbf{y} \in Y} \left\{ \left( \frac{1}{K} \sum_{k=1}^K \hat{\mathbf{c}}^{(k)\top} \mathbf{x} + \varepsilon_K \right) y_1 + h y_2 \right\} \quad (31a)$$

$$\text{s.t. } \mathbf{0} \leq \hat{\mathbf{c}}^{(k)} \leq \mathbf{1} \quad (31b)$$

$$\hat{\mathbf{c}}^{(k)\top} \mathbf{x}^{(k)} = S^{(k)} \quad \forall k \in \mathcal{K}, \quad (31c)$$

where  $\mathbf{x}^{(k)} = \tilde{\mathbf{x}}^{(v)}$  for some  $v \in \{1, \dots, V\}$  and  $Y = \{(y_1, y_2) \in \mathbb{R}_+^2 : y_1 + y_2 = 1\}$ .

By Sion's min-max theorem [36] we can reverse the order of operators in (31a), which results in the following reformulation:

$$\min_{\mathbf{y} \in Y} \left\{ \left( \frac{1}{K} \sum_{k=1}^K \max_{\hat{\mathbf{c}}^{(k)} \in \mathcal{S}_k^{(bf)}} \hat{\mathbf{c}}^{(k)\top} \mathbf{x} + \varepsilon_K \right) y_1 + h y_2 \right\}.$$

Next, it is rather easy to show that

$$\max_{\hat{\mathbf{c}}^{(k)} \in \mathcal{S}_k^{(bf)}} \hat{\mathbf{c}}^{(k)\top} \mathbf{x} = \min \left\{ S^{(k)} + \sum_{a \in \mathcal{A}} \max\{0, x_a - x_a^{(k)}\}; h \right\}$$

and, therefore, the three-level problem **(F)** admits the following equivalent reformulation:

$$\begin{aligned} \min_{\mathbf{x} \in X} \min_{\mathbf{y} \in Y} \left\{ \left( \frac{1}{K} \sum_{k=1}^K \min \left\{ S^{(k)} + \sum_{a \in \mathcal{A}} \max\{0, x_a - x_a^{(k)}\}; h \right\} + \varepsilon_K \right) y_1 + h y_2 \right\} = \\ \min_{\mathbf{y} \in Y} \left\{ \left( \frac{1}{K} \min_{\mathbf{x} \in X} \sum_{k=1}^K \min \left\{ S^{(k)} + \sum_{a \in \mathcal{A}} \max\{0, x_a - x_a^{(k)}\}; h \right\} + \varepsilon_K \right) y_1 + h y_2 \right\}. \end{aligned} \quad (32)$$

Here, the last equality follows from the fact that the minimization over  $\mathbf{x} \in X$  and  $\mathbf{y} \in Y$  can be realized in any predefined order.

Finally, we consider two particular cases. First, let  $\mathbf{x} = \tilde{\mathbf{x}}^{(v)}$  for some  $v \in \{1, \dots, V\}$ . If  $\bar{S}_v$  denotes an empirical mean of the cost of  $\tilde{\mathbf{x}}^{(v)}$ , then for any  $k \in \mathcal{K}$

$$\sum_{a \in \mathcal{A}} \max\{0, x_a - x_a^{(k)}\} = \begin{cases} 0, & \text{if } \mathbf{x} = \mathbf{x}^{(k)}, \\ h, & \text{if } \mathbf{x} = \mathbf{x}^{(j)}, j \neq k \end{cases}$$

and, thus,

$$R_v := \sum_{k=1}^K \min \left\{ S^{(k)} + \sum_{a \in \mathcal{A}} \max\{0, x_a - x_a^{(k)}\}; h \right\} = n_v \bar{S}_v + (K - n_v)h;$$

we recall that  $S^{(k)} \in [0, h]$  by the support constraints (29).

Secondly, we assume  $\mathbf{x} \neq \tilde{\mathbf{x}}^{(v)}$  for any  $v \in \{1, \dots, V\}$  and demonstrate that  $\mathbf{x}$  cannot be an optimal decision for **(F)**. Initially, the total costs  $S^{(k)}$ ,  $k \in \mathcal{K}$ , are divided into  $V$  distinct groups associated with the decisions  $\tilde{\mathbf{x}}^{(v)}$ ,  $v \in \{1, \dots, V\}$ . Formally, let  $\tilde{S}^{(v, j)}$ ,  $j \in \{1, \dots, n_v\}$ , be the  $j$ -th observation of



the total cost of  $\tilde{\mathbf{x}}^{(v)}$ . Then by setting  $\mathcal{A}_{\mathbf{x}} := \{a \in \mathcal{A} : x_a \neq 0\}$  we observe that:

$$\sum_{k=1}^K \min \left\{ S^{(k)} + \sum_{a \in \mathcal{A}} \max\{0, x_a - x_a^{(k)}\}; h \right\} = \sum_{k=1}^K \min \left\{ S^{(k)} + |\mathcal{A}_{\mathbf{x}} \setminus \mathcal{A}_{\mathbf{x}^{(k)}}|; h \right\} = \quad (33)$$

$$\sum_{v=1}^V \sum_{j=1}^{n_v} \min \left\{ \tilde{S}^{(v,j)} + |\mathcal{A}_{\mathbf{x}} \setminus \mathcal{A}_{\tilde{\mathbf{x}}^{(v,j)}}|; h \right\}.$$

In the following, for each  $v \in \{1, \dots, V\}$  and  $j \in \{1, \dots, n_v\}$  we introduce coefficients  $\alpha_{v,k} \in [0, 1]$  and  $\beta_v \in [0, 1]$  such that  $\tilde{S}^{(v,j)} = \alpha_{v,j}h$ ,  $|\mathcal{A}_{\mathbf{x}} \cap \mathcal{A}_{\tilde{\mathbf{x}}^{(v,j)}}| = \beta_v h$  and  $\sum_{v=1}^V \beta_v = \beta \leq 1$ . Furthermore, without loss of generality for any fixed  $v \in \{1, \dots, V\}$  there exist an index  $r_v \in \{0, \dots, n_v\}$  such that

$$\alpha_{v,0} := 0 \leq \alpha_{v,1} \leq \dots \leq \alpha_{v,r_v} \leq \beta_v \leq \alpha_{v,r_v+1} \leq \dots \leq \alpha_{v,n_v} \leq 1.$$

As a result,

$$\begin{aligned} \sum_{v=1}^V \sum_{j=1}^{n_v} \min \left\{ \tilde{S}^{(v,j)} + |\mathcal{A}_{\mathbf{x}} \setminus \mathcal{A}_{\tilde{\mathbf{x}}^{(v,j)}}|; h \right\} &= \sum_{v=1}^V \sum_{j=1}^{n_v} \min \left\{ (\alpha_{v,j} + 1 - \beta_v)h; h \right\} = \\ \sum_{v=1}^V \left( \sum_{j=1}^{r_v} (\alpha_{v,k} + 1 - \beta_v)h + \sum_{j=r_v+1}^{n_v} h \right) &\geq \sum_{v=1}^V \left( \sum_{k=1}^{r_v} (\alpha_{v,k} + 1 - \tilde{\beta}_v)h + \sum_{k=r_v+1}^{n_v} h \right) = \quad (34) \\ \sum_{v=1}^V \left( \sum_{k=1}^{r_v} \alpha_{v,k}h + \sum_{k=r_v+1}^{n_v} \tilde{\beta}_v h + \sum_{k=1}^{n_v} (1 - \tilde{\beta}_v)h \right), \end{aligned}$$

where  $\tilde{\beta}_v = \frac{\beta_v}{\beta} \in [0, 1]$  and  $\sum_{v=1}^V \tilde{\beta}_v = 1$  (if  $\beta = 0$ , then  $|\mathcal{A}_{\mathbf{x}} \cap \mathcal{A}_{\tilde{\mathbf{x}}^{(v,j)}}| = 0$  for any  $v \in \{1, \dots, V\}$  and  $\mathbf{x}$  is clearly suboptimal as its worst-case expected cost equals  $h$ ). In particular, by using the fact that  $\alpha_{v,k} \in [0, 1]$  and  $\beta_v \in [0, 1]$  the two terms in (34) can be estimated as follows:

$$\begin{aligned} \sum_{v=1}^V \left( \sum_{k=1}^{r_v} \alpha_{v,k}h + \sum_{k=r_v+1}^{n_v} \tilde{\beta}_v h \right) &\geq \sum_{v=1}^V \left( \tilde{\beta}_v \sum_{k=1}^{r_v} \alpha_{v,k}h + \tilde{\beta}_v \sum_{k=r_v+1}^{n_v} \alpha_{v,k}h \right) = \sum_{v=1}^V \tilde{\beta}_v n_v \bar{S}_v, \\ \sum_{v=1}^V \sum_{k=1}^{n_v} (1 - \tilde{\beta}_v)h &= \left( K - \sum_{v=1}^V \tilde{\beta}_v n_v \right) h. \end{aligned}$$

By combining the outlined observations with (33) we conclude that:

$$\sum_{k=1}^K \min \left\{ S^{(k)} + \sum_{a \in \mathcal{A}} \max\{0, x_a - x_a^{(k)}\}; h \right\} \geq \sum_{v=1}^V \tilde{\beta}_v \left( n_v \bar{S}_v + (K - n_v)h \right) = \sum_{v=1}^V \tilde{\beta}_v R_v \geq \min_{v \in \{1, \dots, V\}} R_v,$$

where the last inequality with (32) yields that  $\mathbf{x}$  is a suboptimal solution of **(F)**. Also, from (32) we

observe that an optimal objective function value of  $(\mathbf{F})$  coincides with

$$\min_{\mathbf{y} \in Y} \left( \frac{1}{K} \min_{v \in \{1, \dots, v\}} R_v + \varepsilon_K \right) y_1 + h y_2 = \min \left\{ \frac{1}{K} \min_{v \in \{1, \dots, v\}} R_v + \varepsilon_K; h \right\}.$$

This observation implies the result.  $\square$

Formally, Theorem 3 states that the three-level problem  $(\mathbf{F})$  with bandit feedback and non-overlapping decisions can be solved in a myopic manner by enumerating the values of  $R_v := n_v \bar{S}_v + (K - n_v)h$ . The practical applicability of Theorem 3 to combinatorial optimization problems is limited due to the potential for observed decisions, such as routes in a network, to overlap with each other. Nevertheless, in the following section, we demonstrate that the MIP reformulation  $(\mathbf{F}^{(mip)})$  under the bandit feedback scenario can be approximated well by its LP relaxation and the particular case described by Theorem 3 provides some intuition behind this phenomena.

#### 4. Computational study

In this section, we aim to analyze the practical applicability of the three-level problem  $(\mathbf{F})$  by considering the value of data uncertainty and the computational complexity of the MIP reformulation  $(\mathbf{F}^{(mip)})$ . To accomplish this, we explore different forms of data uncertainty, including interval uncertainty and semi-bandit/bandit feedback, and apply them to two specific classes of combinatorial optimization problems, namely, the sorting and the shortest path problems; see, e.g., [28].

The remainder of this section is organized as follows. In Section 4.1 we describe our test instances including the classes of combinatorial optimization problems and the form of data generating distribution. In Section 4.2 the related computational results and their discussion are provided.

##### 4.1. Test instances and computational settings

**Measure of performance.** The *out-of-sample performance* of our model for a given nominal distribution  $\mathbb{Q}^* \in \mathbb{Q}_0(\mathbb{R}^n)$  is evaluated by leveraging a *nominal relative loss*. In other words, if  $\tilde{\mathbf{x}}^* \in X$  denotes an optimal solution of  $(\mathbf{F})$ , we assess its quality using the following equation:

$$\rho(\tilde{\mathbf{x}}^*, \mathbb{Q}^*) = \frac{\mathbb{E}_{\mathbb{Q}^*} \{ \ell(\mathbf{c}, \tilde{\mathbf{x}}^*) \}}{\min_{\mathbf{x} \in X} \mathbb{E}_{\mathbb{Q}^*} \{ \ell(\mathbf{c}, \mathbf{x}) \}}. \quad (35)$$

It is worth noting that by design, the nominal relative loss  $\rho(\tilde{\mathbf{x}}^*, \mathbb{Q}^*)$  is greater than or equal to 1.

**Classes of problems and data uncertainty.** We consider two classical polynomially solvable COP, namely, the *sorting problem* and the *shortest path problem*. For both problems we define a set  $X \subseteq \{0, 1\}^n$  of feasible decisions and set  $\ell(\mathbf{c}, \mathbf{x}) = \mathbf{c}^\top \mathbf{x}$  in the stochastic programming formulation (1).

In the sorting problem there are  $n$  items. With each item  $a \in \mathcal{A} = \{1, \dots, n\}$  we associate a nonnegative cost  $c_a$  and attempt to minimize the total expected cost of  $h \in \mathbb{Z}_{>0}$  selected items. Formally, we set

$$X = \left\{ \mathbf{x} \in \{0, 1\}^n : \|\mathbf{x}\|_1 = h \right\}.$$

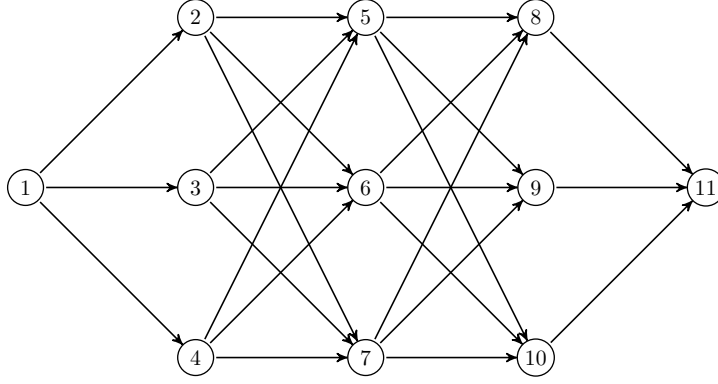


Figure 1: A fully-connected layered graph with  $h = 3$  intermediate layers and  $r = 3$  nodes at each layer.

Also, in the context of the sorting problem the support constraints (3) and the data constraints (5) are assumed to be component-wise interval; see Section 3.2. More precisely, we set

$$\mathcal{S}_0^{(sort)} := \left\{ \mathbf{c}' \in \mathbb{R}^n : \mathbf{0} \leq \mathbf{c}' \leq \mathbf{1} \right\}, \quad (36a)$$

$$\mathcal{S}_k^{(sort)} := \left\{ \mathbf{c}' \in \mathbb{R}^n : \max\{\hat{c}_a^{(k)} - \delta_a^{(k)}, 0\} \leq c'_a \leq \min\{\hat{c}_a^{(k)} + \delta_a^{(k)}, 1\} \quad \forall a \in \mathcal{A} \right\}, \quad \forall k \in \mathcal{K}. \quad (36b)$$

In other words, the random observations  $\hat{c}_a^{(k)}$  for each  $a \in \mathcal{A}$  are subject to noise, which magnitude is controlled by additional parameters  $\delta_a^{(k)} \in [0, 1]$ . We recall that according to Theorem 2 the resulting three-level problem **(F)** with interval uncertainty can be resolved in polynomial time since the sorting problem is polynomially solvable.

Next, we consider the shortest path problem in a fully-connected acyclic layered graph with  $h \in \mathbb{Z}_{++}$  intermediate layers and  $r \in \mathbb{Z}_{++}$  nodes at each layer. The first and the last layers consist of unique nodes, which are the source and the destination nodes, respectively. An example of layered graph with  $h = r = 3$  is depicted in Figure 1. Specifically, we observe that the indices  $\mathcal{A} = \{1, \dots, n\}$  are related to the set of directed arcs, whereas a decision  $\mathbf{x} \in \{0, 1\}^n$  encodes a simple path between the source and the destination nodes. Hence, the set  $X$  is given by standard path flow constraints [1] (their explicit form is omitted for brevity), and the decision-maker's objective is to select a path with the least possible expected cost.

For the shortest path problem we consider the same component-wise support constraints (36a) as for the sorting problem, i.e.,  $\mathcal{S}_0^{(SP)} = \mathcal{S}_0^{(sort)}$ . Furthermore, as briefly outlined in Section 1.2, we consider two different types of data uncertainty, semi-bandit and bandit feedback. Thus, for a set of  $K$  directed paths, say  $\mathcal{P} = \{P^{(k)}, k \in \mathcal{K}\}$ , from the source to the destination node, we assume that either (i) the decision-maker observes the cost of each arc  $a \in P^{(k)}$  for  $k \in \mathcal{K}$  or (ii) observes only the total cost of each path  $P^{(k)} \in \mathcal{P}$ . Formally, for each  $k \in \mathcal{K}$  we introduce the following polyhedral uncertainty set with respect to the data:

$$\mathcal{S}_k^{(SP_1)} := \left\{ \mathbf{c}' \in \mathbb{R}^n : c'_a = \tilde{c}_a^{(k)} \quad \forall a \in P^{(k)} \right\} \cap \mathcal{S}_0^{(SP)}, \quad (37a)$$

$$\mathcal{S}_k^{(SP_2)} := \left\{ \mathbf{c}' \in \mathbb{R}^n : \sum_{a \in P^{(k)}} c'_a = S^{(k)} \right\} \cap \mathcal{S}_0^{(SP)}, \quad (37b)$$

where  $\tilde{c}_a^{(k)} \in \mathbb{R}_+$  and  $S^{(k)} \in \mathbb{R}_+$  are the costs of arcs contained in  $P^{(k)}$  and the a total cost of  $P^{(k)}$ , respectively.

**Nominal distribution.** With respect to the nominal marginal distributions  $\mathbb{Q}_a^*$ ,  $a \in \mathcal{A}$ , we assume that the costs  $c_a$  are governed by a standard beta distribution with parameters  $\alpha_a, \beta_a \in \mathbb{R}_{>0}$  and a support given by  $[0, 1]$ . The parameters  $\alpha_a$  and  $\beta_a$  for each  $a \in \mathcal{A}$  can be defined using the mean,  $m_a$ , and the standard deviation,  $\sigma_a$ , of  $c_a$ , i.e.,

$$\alpha_a = \frac{m_a^2(1 - m_a)}{\sigma_a^2} - m_a, \quad \beta_a = \alpha_a \left( \frac{1}{m_a} - 1 \right), \quad (38)$$

see, e.g., [22].

In all experiments we set  $\sigma_a = 0.125$ ,  $a \in \mathcal{A}$ , and select  $m_a$  uniformly at random from the interval

$$\left( \frac{1}{2}(1 - \sqrt{1 - 4\sigma_a^2}), \frac{1}{2}(1 + \sqrt{1 - 4\sigma_a^2}) \right).$$

The latter condition guarantees that a beta distribution defined by (38) exists, i.e.,  $\alpha_a, \beta_a > 0$ . Finally, the joint distribution  $\mathbb{Q}^*$  is defined as a product of marginal distributions  $\mathbb{Q}_a^*$ ,  $a \in \mathcal{A}$ .

**Wasserstein radius.** In fact, by selecting an appropriate value of the Wasserstein radius  $\varepsilon_K$  we would like to guarantee that the nominal distribution  $\mathbb{Q}^*$  belongs to the Wasserstein ball centered at the empirical distribution of the data or, equivalently,  $W_1(\hat{\mathbb{Q}}_K, \mathbb{Q}^*) \leq \varepsilon_K$ , with high probability. Although the data set  $\hat{\mathbf{C}}$  in our problem setting is incomplete, one may argue that for any fixed  $\mathbf{x} \in X$

$$\begin{aligned} \Pr \left\{ \mathbb{E}_{\mathbb{Q}^*} \{ \ell(\mathbf{x}, \mathbf{c}) \} > \max \left\{ \max_{\mathbb{Q} \in \mathcal{Q}(\hat{\mathbf{C}})} \mathbb{E}_{\mathbb{Q}} \{ \ell(\mathbf{x}, \mathbf{c}) \} : \hat{\mathbf{c}}^{(k)} \in \mathcal{S}_k, \forall k \in \mathcal{K} \right\} \right\} &\leq \\ \Pr \left\{ \mathbb{E}_{\mathbb{Q}^*} \{ \ell(\mathbf{x}, \mathbf{c}) \} > \max_{\mathbb{Q} \in \mathcal{Q}(\tilde{\mathbf{C}})} \mathbb{E}_{\mathbb{Q}} \{ \ell(\mathbf{x}, \mathbf{c}) \} \right\} &\leq \Pr \left\{ W_1(\tilde{\mathbb{Q}}_K, \mathbb{Q}^*) > \varepsilon_K \right\}, \end{aligned} \quad (39)$$

where  $\tilde{\mathbf{C}}$  and  $\tilde{\mathbb{Q}}_K$  are the nominal data set obtained from  $\mathbb{Q}^*$  and its empirical distribution, respectively. Thus, if we guarantee that

$$\Pr \left\{ W_1(\tilde{\mathbb{Q}}_K, \mathbb{Q}^*) > \varepsilon_K \right\} \leq \eta$$

for a sufficiently small  $\eta \in [0, 1]$ , then equation (39) asserts that with probability of at least  $1 - \eta$  the worst-case expected loss in our setting provides an *upper bound* on the nominal expected loss.

General concentration bounds for the Wasserstein distance suggest selecting  $\varepsilon_K$  in the order of  $K^{-\frac{1}{\max\{2, m\}}}$  [17, 18], but these bounds suffer from the curse of dimensionality and may provide poor out-of-sample performance even for moderate-dimensional problems [20]. Additionally, most existing estimates of  $\varepsilon_K$  implicitly depend on parameters of the data-generating distribution  $\mathbb{Q}^*$ , which limits their practical implementation; see, e.g., Theorem 2 in [18] and Theorem 21 in [29].

However, recent research by Gao [20] suggests that selecting  $\varepsilon_K$  in the order of  $K^{-\frac{1}{2}}$  up to a logarithmic factor is sufficient to guarantee that

$$\mathbb{E}_{\mathbb{Q}^*} \{ \ell(\mathbf{x}, \mathbf{c}) \} \leq \max_{\mathbb{Q} \in \mathcal{Q}(\tilde{\mathbf{C}})} \mathbb{E}_{\mathbb{Q}} \{ \ell(\mathbf{x}, \mathbf{c}) \}$$

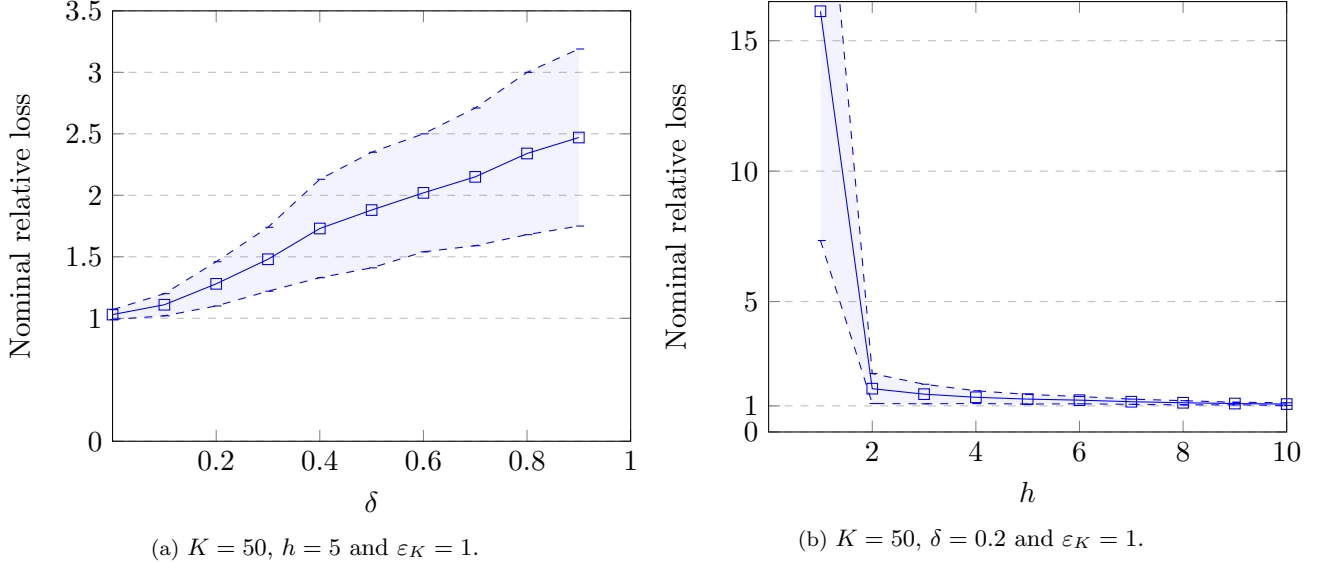


Figure 2: We report the average relative loss (35) with mean absolute deviations as a function of  $\delta$  (a) and  $h$  (b) for 100 random test instances.

with high probability (see Corollary 4 in [20] for a particular case of  $p = 1$ ). Moreover, as shown in Example 2 in [20], the logarithmic factor vanishes if (i) the loss function  $\ell(\mathbf{c}, \mathbf{x})$  is Lipschitz as a univariate function of  $\mathbf{c}^\top \mathbf{x}$  and (ii) the nominal marginal distributions  $\mathbb{Q}_a^*$ ,  $a \in \mathcal{A}$ , are sub-gaussian (the proof of sub-Gaussianity of the standard beta distribution can be found in [31]). As both these properties are satisfied in our setting, we set  $\varepsilon_K = \frac{\gamma}{\sqrt{K}}$  for some  $\gamma \in \mathbb{R}_{++}$  in our numerical experiments.

One potential drawback of using constant  $\gamma$  is that it may depend on additional parameters characterizing the sub-Gaussianity of the nominal distribution  $\mathbb{Q}^*$ . Unfortunately, these parameters cannot be directly computed as  $\mathbb{Q}^*$  is not available to the decision-maker. Despite this, it is rather straightforward to show that  $\gamma$  can be selected as a constant for the three-level problem  $(\mathbf{F})$  with interval uncertainty. This observation stems alternatively from Theorem 2 and standard Hoeffding bounds [24] applied to the left-hand side of equation (39).

**Computational settings.** All experiments are performed on a PC with CPU i5-7200U and RAM 8 GB. The linear MIP reformulation  $(\mathbf{F}^{(mip)})$  as well as deterministic versions of the considered combinatorial optimization problems are solved in Java with CPLEX 20.1.

#### 4.2. Results and discussion

**Experiments for the sorting problem.** In the first set of experiments we consider the sorting problem with interval uncertainty defined by (36) and analyze the quality of distributionally robust solutions for different levels of noise,  $\delta_a^{(k)} \in [0, 1]$ ,  $k \in \mathcal{K}$ ,  $a \in \mathcal{A}$ , and different values of the Wasserstein radius,  $\varepsilon_K$ . In view of Theorem 2, the three-level problem  $(\mathbf{F})$  is resolved via finding the optimal objective function values of two deterministic sorting problems,  $(\mathbf{F}_1^{(int)})$  and  $(\mathbf{F}_2^{(int)})$ . In all experiments we set the number of items  $n = 50$ . For different parameter settings we compute the average relative loss (35) with mean absolute deviations (MAD) for 100 randomly generated test instances.

First, let  $K = 50$  and assume that each element  $c_a^{(k)}$  of the data set (4) is subject to interval

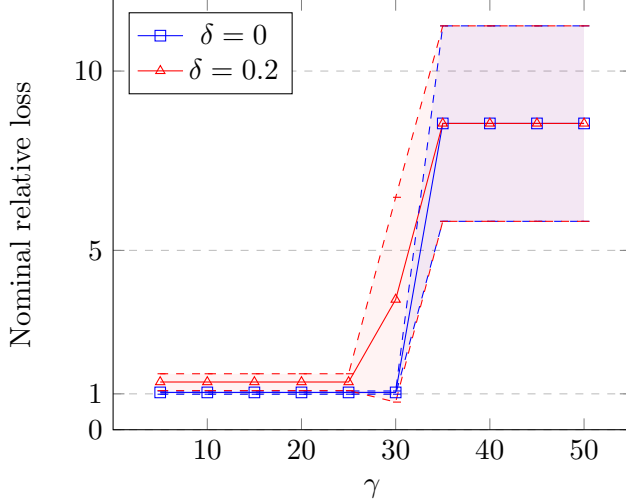


Figure 3: Let  $K = 50$ ,  $h = 5$  and  $\delta = 0$  (complete data) or  $\delta = 0.2$  (noisy data). We report the average relative loss (35) with mean absolute deviations as a function of  $\gamma$  for 100 random test instances.

uncertainty with a probability  $p_a \in [0, 1]$ , where the parameters  $p_a$ ,  $a \in \mathcal{A}$ , are selected uniformly at random from the interval  $[0, 1]$ . More specifically, for each  $a \in \mathcal{A}$  and  $k \in \mathcal{K}$  we set

$$\delta_a^{(k)} = \begin{cases} \delta & \text{with probability } p_a, \\ 0 & \text{with probability } 1 - p_a. \end{cases} \quad (40)$$

We consider the nominal relative loss (35) as a function of  $\delta \in \{0, 0.1, \dots, 0.9\}$  (Figure 2a) and as a function of the number of selected items,  $h \in \{1, \dots, 10\}$  (Figure 2b). Finally, for fixed  $\delta$  and  $h$  we explore how the nominal relative loss scales in the Wasserstein radius,  $\varepsilon_K$ , by varying  $\gamma \in \{5, 10, \dots, 50\}$ ; see Figure 3.

We make the following observations:

- The nominal relative loss,  $\rho$ , tends to increase with the increase of the level of noise,  $\delta$ ; see Figure 2a. This fact is rather intuitive, as with the increase of  $\delta$  we need to resort to more conservative decisions resulting in poorer out-of-sample performance.
- The average value of  $\rho$  decreases in  $h$ ; see Figure 2b. This observation can be justified by Theorem 2 and the fact that  $\varepsilon_K = 1$ . Specifically, when  $h = 1$ , the optimal objective function value of  $(\mathbf{F}_1^{(int)})$  is always at least 1, while the optimal objective function value of  $(\mathbf{F}_2^{(int)})$  is exactly 1. Hence, for  $h = 1$  we always resolve ties to the most conservative solution. The larger  $h$  is, the more often an optimal solution of  $(\mathbf{F})$  is provided by  $(\mathbf{F}_1^{(int)})$ , which implies the result.
- The behavior of  $\rho$  exhibits two distinct regimes depending on the value of  $\gamma$  or  $\varepsilon_K$ , as depicted in Figure 3. This observation can also be explained by Theorem 2, i.e., an optimal solution of  $(\mathbf{F})$  alternates between a solution obtained via robust sample average approximation and a worst-case solution corresponding to the vector  $\mathbf{u} = \mathbf{1}$  of upper bounds.
- From Figure 3 we also conclude that the average values of  $\rho$  for  $\delta = 0$  are smaller than those for

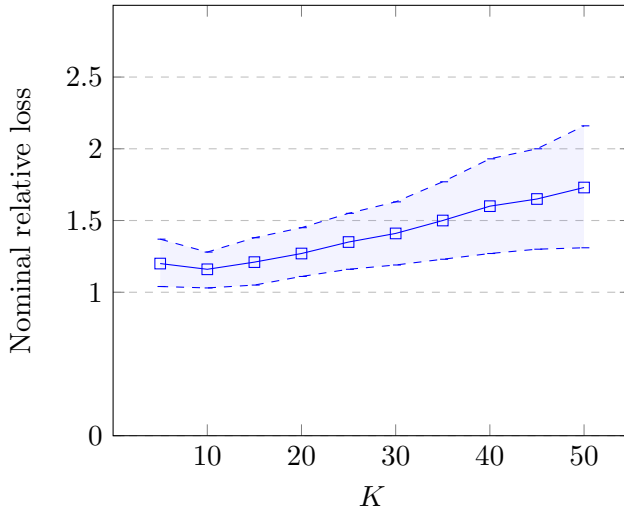


Figure 4: Let  $K_{max} = 50$ ,  $\gamma = \sqrt{K_{max}}$  and  $h = 5$ . We report the average relative loss (35) with mean absolute deviations as a function of  $K$  for 100 random test instances.

$\delta = 0.2$ ; this fact follows from the first observation.

In the next experiment we consider the sorting problem in a similar setting but vary the level of noise and the sample size. More specifically, we assume that for each  $a \in \mathcal{A}$  and  $k \in \mathcal{K}$

$$\delta_a^{(k)} = \begin{cases} \frac{k-1}{K_{max}} & \text{with probability } p_a, \\ 0 & \text{with probability } 1 - p_a, \end{cases} \quad (41)$$

where  $K_{max} = 50$  is the maximal considered sample size. Formally, each component of the cost vector  $\mathbf{c}$  is perturbed with probability  $p_a$ ,  $a \in \mathcal{A}$ , and the magnitude of noise increases with the increase of  $k \in \mathcal{K}$ . In contrast to the previous experiments, we change the sample size  $K \in \{5, 10, \dots, 50\}$  and, in particular, set  $\gamma = \sqrt{K_{max}}$  and  $\varepsilon_K = \sqrt{\frac{K_{max}}{K}}$ . The results are reported in Table 4.

As a result, we observe that the nominal relative loss (35) first tends to decrease and then increases as a function of  $K$ . The intuition behind this trend can be explained as follows. On the one hand, as  $K$  increases, the Wasserstein radius  $\varepsilon_K$  decreases, and by the law of large numbers, we can better approximate the expected loss in (1) by its sample mean; recall Theorem 2. On the other hand, with the increase of  $K$  we subsequently append random samples with a higher magnitude of noise, which clearly leads to a misspecification of the optimal solution of (1) for sufficiently larger values of  $K$ . We conclude that using incomplete data with a reasonable magnitude of noise (not exceeding 20% of its range) may improve the model's out-of-sample performance.

**Experiments for the shortest path problem.** As outlined earlier, we consider semi-bandit and bandit feedback settings described by the data constraints (37a) and (37b), respectively. In the case of semi-bandit feedback, the three-level problem (F) can also be viewed as the shortest problem with interval uncertainty; recall Remark 1. Specifically, for each sample  $\hat{\mathbf{c}}^{(k)}$ ,  $k \in \mathcal{K}$ , we have  $\hat{c}_a^{(k)} \in [\tilde{c}_a^{(k)}, \bar{c}_a^{(k)}]$  for  $a \in P^{(k)}$  and  $\hat{c}_a^{(k)} \in [0, 1]$ , otherwise. On the other hand, in the case of bandit feedback, we need to solve the linear MIP reformulation (F<sup>(mip)</sup>).

---

**Algorithm 1:** CUCB algorithm for generating the set of paths [40].

---

- 1 For each arc  $a \in \mathcal{A}$  maintain: (1) variable  $T_a$  as the total number of times the arc  $a$  is observed so far; (2) variable  $\hat{\mu}_a$  as the empirical mean of the random cost  $c_a$  (initially we set  $T_a = 0$  and  $\hat{\mu}_a = 0$  for each  $a \in \mathcal{A}$ );
  - 2 **for**  $k \in \{1, \dots, K\}$ :
  - 3 **begin**
  - 4     find the shortest path  $P^{(k)}$  with respect to the costs  $\hat{c}_a = \max\{\hat{\mu}_a - \sqrt{\frac{3 \ln k}{2T_a}}, 0\}$ ,  $a \in \mathcal{A}$ ;
  - 5     update  $T_a$  and  $\hat{\mu}_a$  for each  $a \in P^{(k)}$ ;
  - 6 **end**
  - 7 **return**  $\mathcal{P} = \{P^{(k)}, k \in \mathcal{K}\}$ .
- 

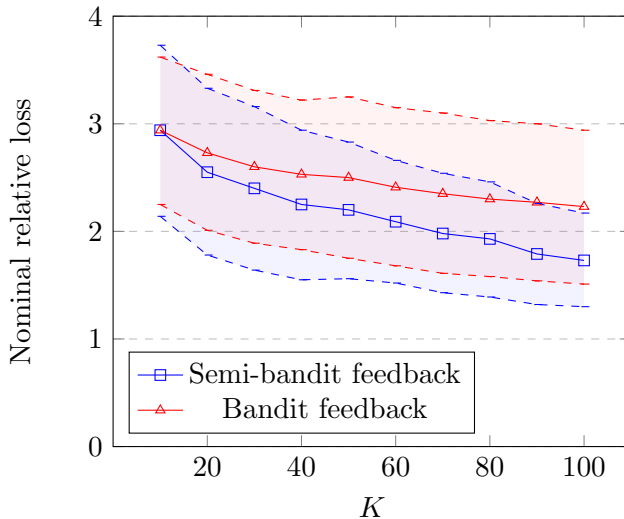


Figure 5: Let  $h = r = 5$  and  $\gamma = \sqrt{K}$ . For different types of feedback we report the average relative loss (35) with mean absolute deviations (MAD) as a function of the number of samples,  $K$ , for 100 random test instances.

First, we discuss how to generate a set of  $K$  paths used in the linear constraints (37a) and (37b). In this regard, we exploit a version of the upper confidence bound (UCB) algorithm for online combinatorial optimization problems; see, e.g., [10, 40], which, in a sense, resolves the existing exploration-exploitation trade-off. More specifically, in order to identify a path with the least expected cost we need (i) to refine the expected cost of the best currently observed paths and (ii) to examine the paths that are not sufficiently explored. The pseudocode of the algorithm is given by Algorithm 1; we also refer to the study by Wang and Chen [40], where the associated regret bounds are analyzed. The following remarks holds.

**Remark 2.** Algorithm 1 aims at finding a set of decisions (or paths), which average *cumulative expected cost* is close to the expected cost of the optimal path in the full information setting. At the same time, the three-level formulation (F) can be used to construct a *here-and-now* decision based on all data collected before the current decision epoch. In this regard, the decisions provided by (F) do not envisage an exploration stage and, thus, they cannot be used directly in the online learning problem setting.  $\square$

We note that the set of paths  $\mathcal{P}$  in Algorithm 1 is generated based on the assumption of semi-bandit feedback. We use *the same* set of paths in the case of bandit feedback to provide a rather



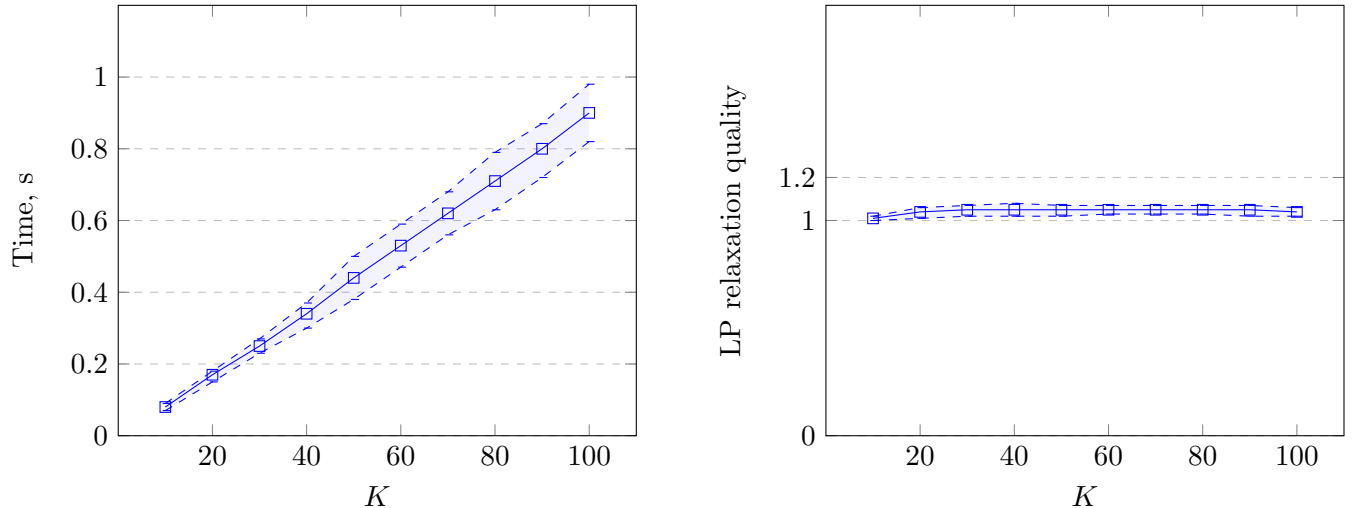


Figure 6: Let  $h = r = 5$  and  $\gamma = \sqrt{K}$ . We provide the average solution times and the average LP relaxation quality with mean absolute deviations for the MIP reformulation ( $\mathbf{F}^{(mip)}$ ) in the case of bandit feedback.

myopic comparison of these two settings. More advanced online learning algorithms under the bandit feedback scenario are not in the scope of the current paper and can be found in [9].

In our experiment we increase the number of paths,  $K$ , generated by Algorithm 1 from 10 to 100 (with an interval of 10) and report the average relative loss (35) with mean absolute deviations (MAD) for 100 random test instances. In particular, for each instance either semi-bandit or bandit feedback scenario is considered; recall our discussion of test instances in Section 4.1. In the former case we use Theorem 2 and in the latter case we solve the linear MIP reformulation ( $\mathbf{F}^{(mip)}$ ) providing the average solution time and the average LP relaxation quality (i.e., the ratio of optimal objective function values of ( $\mathbf{F}^{(mip)}$ ) and its linear programming relaxation). The results for  $h = r = 5$  and  $\gamma = \sqrt{K_{max}}$  are depicted in Figures 5 and 6.

The results from our computational results can be summarized as follows:

- In both cases the nominal relative loss (35) tends to decrease with the increase of the number of paths,  $K$ . However, the decreasing is less pronounced in the case of bandit feedback. Naturally, this observation can be attributed to the fact that the decision-maker gathers less information for each  $K \in \{10, 20, \dots, 100\}$  in this scenario.
- The average solution times for the linear MIP reformulation ( $\mathbf{F}^{(mip)}$ ) increase in  $K$  almost linearly but not exponentially (as it is expected for general nonconvex optimization problems). Some intuition behind this observation can be explained by Theorem 3. Specifically, the three-level problem ( $\mathbf{F}$ ) is “easy” to solve whenever the set of distinct paths in  $\mathcal{P}$  is arc-disjoint (we assert that in this case the LP relaxation quality is equal to 1). We expect that the conditions of Theorem 3 are satisfied sufficiently often, which, in turn, implies that the average LP relaxation quality is reasonably small.

In our last experiment we assume the bandit feedback scenario and consider the nominal relative loss (35) as a function of the number of layers,  $h$ , for a fixed number of nodes  $r$  in each layer. Specifically,

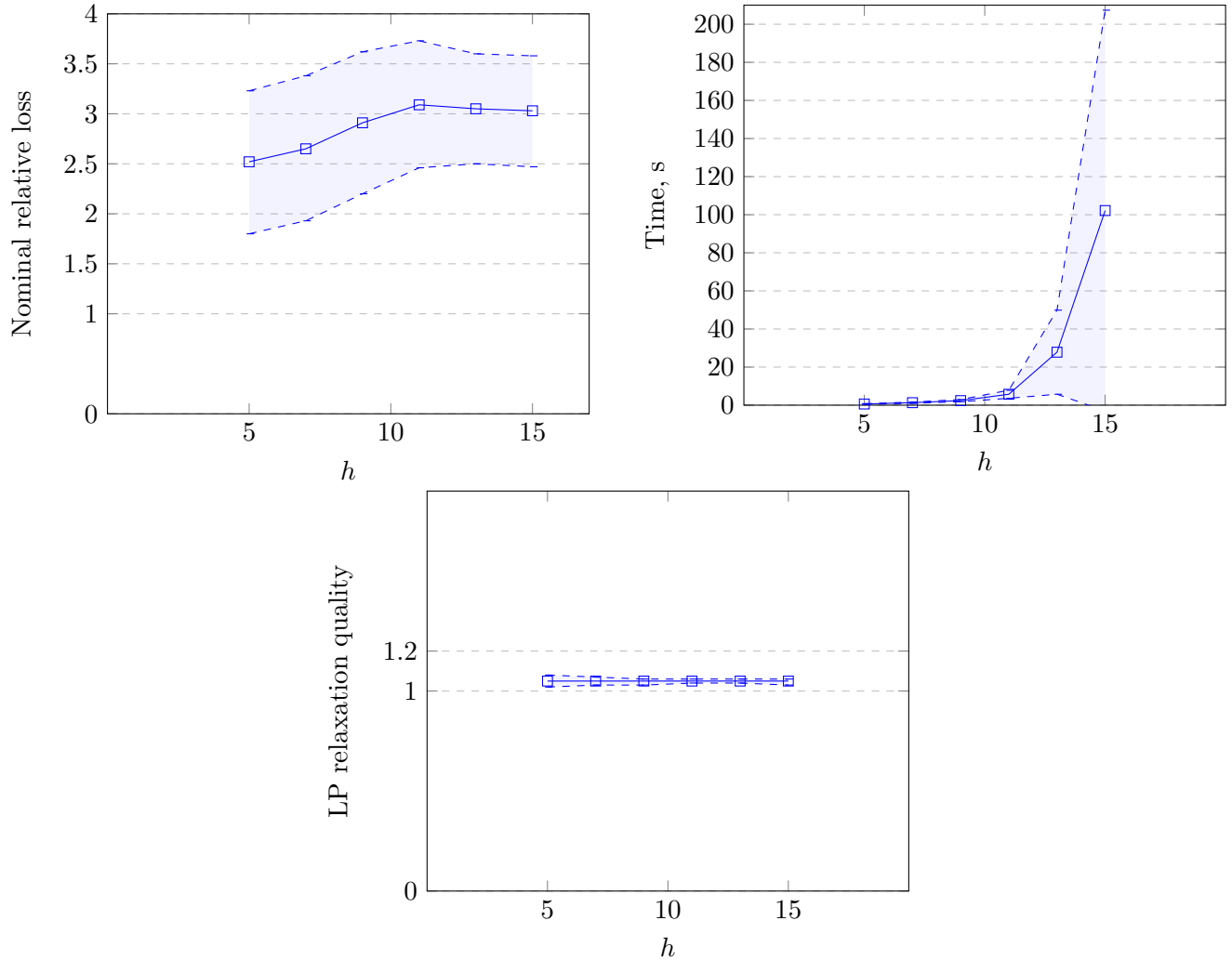


Figure 7: Let  $r = 5$ ,  $K = 50$  and  $\varepsilon_K = 1$ . For the case of bandit feedback we report the nominal relative loss (35), the average solution times and the average LP relaxation quality with mean absolute deviations as a function of  $h$ .

we set  $r = 5$ ,  $K = 50$ ,  $\varepsilon_K = 1$  and report the results for  $h \in \{5, 7, \dots, 15\}$  in Figure 7. As expected, both the nominal relative loss (35) and the solution times increase in the size of the graph. However, it is worth noting that the LP relaxation quality remains sufficiently small, irrespective of the size of the graph. Hence, in most cases the three-level shortest path problem **(F)** with bandit feedback can be solved reasonably fast even for graphs of a medium size (however, there are a few test instances, for which solution times are sufficiently large).

## 5. Conclusions

In this paper we examine a class of linear mixed-integer programming (MIP) problems, where the distribution of the cost vector is subject to uncertainty. In contrast to most of the related studies, we assume that this distribution can only be observed through a finite data set, which itself is subject to uncertainty. Then the overall problem is formulated as a three-level distributionally robust

optimization (DRO) problem, where the decision-maker aims to minimize its expected loss under the worst-case realization of both the data and the data-generating distribution.

The key contribution of this study is that we propose a novel approach to modeling data uncertainty in the context of linear mixed-integer DRO problems. In this regard, whenever the cost vector is subject to linear support constraints, we describe each random sample by another set of *linear constraints* tailored to the optimization problem’s structure and/or data collection process. From a practical perspective, it is shown that various particular forms of data uncertainty, such as interval uncertainty, misspecification and incomplete information feedback, can be described in a rather straightforward way by using linear constraints with respect to the data.

We demonstrate that the proposed three-level DRO problem with a type-1 Wasserstein ambiguity set and a bi-affine loss function can be reformulated as a linear MIP problem. Moreover, for two particular forms of data uncertainty, namely, interval uncertainty and bandit feedback, we provide two problem-specific reformulations of the three-level problem. These reformulations are limited to combinatorial optimization problems of a predefined structure but can easily be solved by leveraging the underlying deterministic problem.

Finally, the obtained theoretical results are used in our computational study, where the three-level optimization model is applied to data-driven sorting and shortest path problems. It turns out that for interval uncertainty and semi/bandit feedback the proposed three-level formulation (*i*) allows to improve the model’s out-of-sample performance by leveraging well-organized incomplete/partially observable data and (*ii*) can be solved reasonably fast using off-the-shelf MIP solvers.

With respect to future research directions, it would be interesting to explore another forms of ambiguity sets, such as the Wasserstein ball with respect to infinity norm [17], in the context of DRO problems with incomplete data. Additionally, although our approach is focused on a single-level MIP reformulation of the three-level problem, one may suggest using existing algorithms to min-max-min robust MIP problems; see, e.g., [38] and the references therein. It seems that these algorithms may allow to consider more general loss functions, e.g., piecewise linear concave functions in the uncertain problem parameters, providing however that the three-level problem can only be solved approximately.

**Acknowledgments.** The article was prepared within the framework of the Basic Research Program at the National Research University Higher School of Economics (Sections 1-2). The research is funded by RSF grant №22-11-00073 (Sections 3-5).

**Conflict of interest:** None.

**Data availability statement:** The author confirms that all data generated or analysed during this study are included in this published article.

## References

- [1] Ahuja, R. K., Magnanti, T. L., and Orlin, J. B. (1988). *Network flows*. Cambridge, Mass.: Alfred P. Sloan School of Management, Massachusetts.
- [2] Bayraksan, G. and Love, D. K. (2015). Data-driven stochastic programming using phi-divergences. In *The Operations Research Revolution*, pages 1–19. INFORMS.

- [3] Ben-Tal, A., Boyd, S., and Nemirovski, A. (2006). Extending scope of robust optimization: Comprehensive robust counterparts of uncertain problems. *Mathematical Programming*, 107(1-2):63–89.
- [4] Ben-Tal, A., Den Hertog, D., De Waegenare, A., Melenberg, B., and Rennen, G. (2013). Robust solutions of optimization problems affected by uncertain probabilities. *Management Science*, 59(2):341–357.
- [5] Bennouna, A. and Van Parys, B. (2022). Holistic robust data-driven decisions. *arXiv preprint arXiv:2207.09560*.
- [6] Bertsimas, D., Gupta, V., and Kallus, N. (2018a). Data-driven robust optimization. *Mathematical Programming*, 167:235–292.
- [7] Bertsimas, D., Gupta, V., and Kallus, N. (2018b). Robust sample average approximation. *Mathematical Programming*, 171(1):217–282.
- [8] Bubeck, S. (2011). Introduction to online optimization. *Lecture Notes*, pages 1–86.
- [9] Bubeck, S., Cesa-Bianchi, N., and Kakade, S. M. (2012). Towards minimax policies for online linear optimization with bandit feedback. In *Conference on Learning Theory*, pages 41–1.
- [10] Chen, W., Wang, Y., and Yuan, Y. (2013). Combinatorial multi-armed bandit: General framework and applications. In *International Conference on Machine Learning*, pages 151–159. PMLR.
- [11] Cheng, J., Leung, J., and Lissner, A. (2016). New reformulations of distributionally robust shortest path problem. *Computers & Operations Research*, 74:196–204.
- [12] Cheramin, M., Cheng, J., Jiang, R., and Pan, K. (2022). Computationally efficient approximations for distributionally robust optimization under moment and wasserstein ambiguity. *INFORMS Journal on Computing*, 34(3):1768–1794.
- [13] Conforti, M., Cornuéjols, G., and Zambelli, G. (2014). *Integer Programming*, volume 271. Springer.
- [14] Delage, E. and Ye, Y. (2010). Distributionally robust optimization under moment uncertainty with application to data-driven problems. *Operations Research*, 58(3):595–612.
- [15] Efron, B. (1994). Missing data, imputation, and the bootstrap. *Journal of the American Statistical Association*, 89(426):463–475.
- [16] Epstein, L. G. (1999). A definition of uncertainty aversion. *The Review of Economic Studies*, 66(3):579–608.
- [17] Esfahani, P. M. and Kuhn, D. (2018). Data-driven distributionally robust optimization using the wasserstein metric: Performance guarantees and tractable reformulations. *Mathematical Programming*, 171(1-2):115–166.

- [18] Fournier, N. and Guillin, A. (2015). On the rate of convergence in wasserstein distance of the empirical measure. *Probability Theory and Related Fields*, 162(3-4):707–738.
- [19] Gai, Y., Krishnamachari, B., and Jain, R. (2012). Combinatorial network optimization with unknown variables: Multi-armed bandits with linear rewards and individual observations. *IEEE/ACM Transactions on Networking (TON)*, 20(5):1466–1478.
- [20] Gao, R. (2022). Finite-sample guarantees for wasserstein distributionally robust optimization: Breaking the curse of dimensionality. *Operations Research*.
- [21] Gao, R. and Kleywegt, A. (2022). Distributionally robust stochastic optimization with wasserstein distance. *Mathematics of Operations Research*.
- [22] Gupta, A. K. and Nadarajah, S. (2004). *Handbook of beta distribution and its applications*. CRC press.
- [23] Hanasusanto, G. A., Kuhn, D., and Wiesemann, W. (2016). K-adaptability in two-stage distributionally robust binary programming. *Operations Research Letters*, 44(1):6–11.
- [24] Hoeffding, W. (1963). Probability inequalities for sums of bounded random variables. *Journal of the American Statistical Association*, 58(301):13–30.
- [25] Ji, R. and Lejeune, M. A. (2021). Data-driven distributionally robust chance-constrained optimization with wasserstein metric. *Journal of Global Optimization*, 79(4):779–811.
- [26] Kantorovich, L. V. and Rubinshtein, S. (1958). On a space of totally additive functions. *Vestnik of the St. Petersburg University: Mathematics*, 13(7):52–59.
- [27] Kleywegt, A. J., Shapiro, A., and Homem-de Mello, T. (2002). The sample average approximation method for stochastic discrete optimization. *SIAM Journal on Optimization*, 12(2):479–502.
- [28] Korte, B. H., Vygen, J., Korte, B., and Vygen, J. (2011). *Combinatorial Optimization*, volume 1. Springer.
- [29] Kuhn, D., Esfahani, P. M., Nguyen, V. A., and Shafieezadeh-Abadeh, S. (2019). Wasserstein distributionally robust optimization: Theory and applications in machine learning. In *Operations Research & Management Science in the Age of Analytics*, pages 130–166. Informs.
- [30] Kveton, B., Wen, Z., Ashkan, A., and Szepesvari, C. (2015). Tight regret bounds for stochastic combinatorial semi-bandits. In *Artificial Intelligence and Statistics*, pages 535–543. PMLR.
- [31] Marchal, O. and Arbel, J. (2017). On the sub-Gaussianity of the Beta and Dirichlet distributions. *Electronic Communications in Probability*, 22:1 – 14.
- [32] Nie, J., Yang, L., Zhong, S., and Zhou, G. (2023). Distributionally robust optimization with moment ambiguity sets. *Journal of Scientific Computing*, 94(1):12.

- [33] Ren, K. and Bidkhori, H. (2023). A study of data-driven distributionally robust optimization with incomplete joint data under finite support. *European Journal of Operational Research*, 305(2):754–765.
- [34] Shapiro, A. (2001). On duality theory of conic linear problems. In *Semi-infinite Programming*, pages 135–165. Springer.
- [35] Shapiro, A. (2008). Stochastic programming approach to optimization under uncertainty. *Mathematical Programming*, 112(1):183–220.
- [36] Sion, M. (1958). On general minimax theorems. *Pacific Journal of Mathematics*, 8(1):171–176.
- [37] Stekhoven, D. J. and Bühlmann, P. (2012). Missforest—non-parametric missing value imputation for mixed-type data. *Bioinformatics*, 28(1):112–118.
- [38] Subramanyam, A., Gounaris, C. E., and Wiesemann, W. (2020). K-adaptability in two-stage mixed-integer robust optimization. *Mathematical Programming Computation*, 12:193–224.
- [39] Talebi, M. S., Zou, Z., Combes, R., Proutiere, A., and Johansson, M. (2017). Stochastic online shortest path routing: The value of feedback. *IEEE Transactions on Automatic Control*, 63(4):915–930.
- [40] Wang, Q. and Chen, W. (2017). Improving regret bounds for combinatorial semi-bandits with probabilistically triggered arms and its applications. *Advances in Neural Information Processing Systems*, 30.
- [41] Wang, Z., You, K., Song, S., and Zhang, Y. (2020). Wasserstein distributionally robust shortest path problem. *European Journal of Operational Research*, 284(1):31–43.
- [42] Wen, Z., Kveton, B., Valko, M., and Vaswani, S. (2017). Online influence maximization under independent cascade model with semi-bandit feedback. *Advances in Neural Information Processing Systems*, 30.
- [43] Wiesemann, W., Kuhn, D., and Sim, M. (2014). Distributionally robust convex optimization. *Operations Research*, 62(6):1358–1376.
- [44] Xie, W., Zhang, J., and Ahmed, S. (2022). Distributionally robust bottleneck combinatorial problems: uncertainty quantification and robust decision making. *Mathematical Programming*, 196(1-2):597–640.
- [45] Zhang, Y., Shen, S., and Erdogan, S. A. (2017). Distributionally robust appointment scheduling with moment-based ambiguity set. *Operations Research Letters*, 45(2):139–144.