
ON THE PRIME NUMBER DIVISIBILITY BY DEEP LEARNING

Da Wu, Jingye Yang
 Department of Mathematics
 University of Pennsylvania
 Philadelphia, PA 19104, USA
 {dawu, jingyey}@math.upenn.edu

Mian Umair Ahsan, Kai Wang
 Department of Pathology
 Children's Hospital of Philadelphia
 University of Pennsylvania
 Philadelphia, PA 19104, USA
 {ahsanm1, wangk}@chop.edu

ABSTRACT

Certain tasks such as determining whether a given integer can be divided by 2, 3, or other prime numbers may be trivial for human beings, but can be less straightforward for computers in the absence of pre-specified algorithms. In this paper, we tested multiple deep learning architectures and feature engineering approaches, and evaluated the scenario of determining divisibility of large finite integers (up to 2^{32}) by small prime numbers. It turns out that, regardless of the network frameworks or the complexity of the network structures (CNN, RNN, Transformer, etc.), the ability to predict the prime number divisibility critically depends on the feature space fed into the deep learning models. We also evaluated commercially available Automated Machine Learning (AutoML) pipelines from Amazon, Google and Microsoft, and demonstrated that they failed to address this issue unless appropriately engineered features were provided. We further proposed a closed form solution to the problem using the ordinary linear regression on Fourier series basis vectors, and showed its success. Finally, we evaluated prompt-based learning using ChatGPT and demonstrated its success on small primes and apparent failures on larger primes. We conclude that feature engineering remains an important task to improve the performance, increase the interpretability, and reduce the complexity of machine learning/deep learning models, even in the era of AutoML and large-language models (LLMs).

Keywords Feature engineering · Prime number divisibility · Machine learning · Deep learning · ChatGPT

1 Introduction

Whether a given integer (such as 74 or 243589) can be divided by a specific prime number (such as 2 or 3) remains an interesting practical problem. In its simplest form, determining whether an integer is odd or even is trivial for human; one only needs to look at the unit digit: it is even if the unit digit belongs to $\{0, 2, 4, 6, 8\}$ and it is odd otherwise. Similar rule works when checking the divisibility of an integer by 5: one only needs to check if the unit digit is 5 or 0.

Classifying integers based on their residues when divided by 3 is slightly more difficult. Given an integer $x = \overline{CBA}$ whose digits are A, B, C from the smallest to the largest, i.e., $x = A + B * 10 + C * 100$, we have $x \equiv (99 * C + 9 * B + C + B + A) \equiv (C + B + A) \pmod{3}$. By the exact same argument, an integer is divisible by 3 if and only if the sum of its numerical digits is divisible by 3. For instance, 123 is divisible by 3 since $1 + 2 + 3 = 6$ is divisible by 3, and 59 is not divisible by 3 since $5 + 9 = 14$ is not divisible by 3. The same rule applies when checking if an integer is divisible by 9. Based on this rule, one can quickly develop a simple algorithm for human to classify integers mod 3.

However, for each of the two cases above (divisibility by 2 and 3), we as human beings injected intellectual contribution to design the appropriate algorithms to make the call. Whether there is a systematic way for turing machines to automatically discover features (from training data) and then address this prime number divisibility problem appears to be an interesting topic that is generally overlooked. This is the central problem that our study set out to address. Additionally, while ultrafast probabilistic algorithms exist for pseudoprimal test, they are not scalable in classical computers; a noise-tolerant machine learning approach that gives approximate solutions could be favorable under certain circumstances over Shor's algorithm in quantum computers. We will not elaborate these topics here but they could be an additional motivation to study pseudoprimal by machine learning.

2 Prime number divisibility via modern machine learning and deep learning techniques

2.1 Problem Setups

We consider a very simple set of supervised learning problems, which is to classify integers based on their residues when divided by some fixed prime p for $p \geq 2$.

For instance, when $p = 2$, our parameter space $\mathcal{X}_2 = \mathbb{Z}$ and our label space $\mathcal{Y}_2 = \{0, 1\}$. Given a set of training data $S_2 = \{(x_1, y_1), \dots, (x_n, y_n), y_i \equiv x_i \pmod{2}\} \in (\mathcal{X}_2 \times \mathcal{Y}_2)^n$, we want to train a classifier $h_{S_2} : \mathcal{X}_2 \mapsto \mathcal{Y}_2$ to predict whether an “unseen” integer is odd or even. In this case, we have a binary classification problem. For the case of general m , the parameter space $\mathcal{X}_p = \mathbb{Z}$ and the label space $\mathcal{Y}_p = \{0, 1, \dots, p-1\}$. The training set $S_p = \{(x_1, y_1), \dots, (x_n, y_n) : y_i \equiv x_i \pmod{p}\}$ is sampled from $(\mathcal{X}_p \times \mathcal{Y}_p)^n$ and we hope to build an effective classifier $h_{S_p} : \mathcal{X}_p \mapsto \mathcal{Y}_p$ to classify integers based on their residues when divided by p . In this case, we have a multi-class classification problem.

In this section, we primarily focus on the cases when $p = 2$ and 3 but we also extend some of the analysis to other small prime numbers, e.g. $p = 7$ in Section 3.

As discussed in the Section 1, determining whether an integer is odd or even is trivial for human; one only needs to look at the unit digit: it is even if the last digit belongs to $\{0, 2, 4, 6, 8\}$ and it is odd otherwise. Similar rule works when checking the divisibility of an integer by 5: one only needs to check if the last digit is 5 or 0.

It is an integer is divisible by 3 if and only if the sum of its numerical digits is divisible by 3. In addition, it can be easily shown that the same rule applies when checking if an integer is divisible by 9. Based on this rule, one can quickly develop a simple algorithm for human to classify integers mod 3. Given an arbitrary integer n , one can first check whether it is divisible by 3. If yes, then we are done. If not, then we try $n + 1$ or $n - 1$. If it is divisible by 3, then stop. If not, then try $n + 2$ or $n - 2$. We must stop at this point given that there are only three possibilities. Same algorithm works for the case of 9 except one might need to check all the way up to $n \pm 9$.

Nonetheless, the case of training computers to learn to perform this set of tasks from large training sets, i.e., without pre-specified algorithms, is less clear and we do not know if the widely-used machine learning and deep learning algorithms nowadays can perform well. Moreover, if the algorithms perform poorly, are there any ways to improve it? In conclusions, the feature engineering processes are the decisive factors to the performance of our final deep learning models. For “decisive”, we mean without feature engineering, it is impossible to increase the performance by increasing the complexity of algorithms and the size of training datasets. Of course, with feature engineering, it is not always possible to increase the performance by fitting a more complex networks and feeding more training data, or even switching to “more advanced” algorithms.

In the following sections, we will discuss the methodologies and findings of our empirical experiments in details.

2.2 Prime number divisibility via Deep Neural Networks

2.2.1 Preparation of datasets

The set of raw training data is pretty simple to obtain: we sample 50,000 integers uniformly at random within the range of $[0, 2^{32}]$. In order to make our final results more robust, we sample our training set three times, i.e., we have three sets of non-negative integers, each of size 50,000, and repeat each experiment three times on each training set. In the case of mod 2, the training labels are in $\{0, 1\}$, where 0 means even and 1 means odd. In the case of mod 3, the training labels are in $\{0, 1, 2\}$, where the each training label represents the residue after being divided by 3.

In addition, we also consider the following feature engineering processes on non-negative integers:

1. **Binary representation:** For instance, 4 is equal to $[0, \dots, 0, 1, 0, 0]$, 2 is equal to $[0, \dots, 0, 0, 1, 0]$ and 5 is equal to $[0, \dots, 0, 1, 0, 1]$.
2. **Base-three representation:** It is in the exact same spirit with binary representation. For example, 3 is equal to $[0, \dots, 0, 1, 0]$ and 6 is equal to $[0, \dots, 0, 2, 0]$.
3. **One-gram encoding:** We simply separate the integer into a vector of numerical digits. For instance, 123 will become $[0, \dots, 0, 1, 2, 3]$.
4. **Two-gram encoding:** We group two consecutive numerical digits together (with overlap) to form our feature vector. For instance, 1234 will become $[[0, 0], \dots, [0, 0], [0, 1], [1, 2], [2, 3], [3, 4]]$.
5. **Three-gram encoding:** We group three consecutive numerical digits together (with overlap). For instance, under Three-gram encoding, 1234 will become $[[0, 0, 0], \dots, [0, 0, 0], [0, 0, 1], [0, 1, 2], [1, 2, 3], [2, 3, 4]]$.

6. **One-gram & Two-gram encoding combined:** For any integer, we take the union of One-gram and Two-gram encoding.
7. **One-gram & Two-gram & Three gram encoding combined:** For any integer, we take the union of One-gram, Two-gram, and Three-gram encoding.

All the above feature engineering processes will be tested on both mod 2 and mod 3 problems. In addition to these, given the problem nature of mod 3, we also try the following two feature engineering processes:

- **One-gram encoding+its sum:** In addition to the One-gram encoding, we also add the sum of all of its numerical digits. For instance, 1234 will become $[0, \dots, 0, 1, 2, 3, 4, 10]$.
- **One-gram encoding+(its sum %3):** In this case, the 1234 will become $[0, \dots, 0, 1, 2, 3, 4, 10\%3] = [0, \dots, 0, 1, 2, 3, 4, 1]$.

Here, since we run experiments in Python, we adopt the conventions of Python: $[...]$ means list and $[[...], \dots, [...]]$ means nested list (a.k.a. matrix). We also pad additional 0's or zero lists $[0, \dots, 0]$ on the left to make sure each feature vector has the same dimension. By doing this, we can covert list-like objects into tensor forms so that we can put them into tensorflow neural networks.

Note that we do not sample additional test sets. Instead, we use 10% of the total training data for testing and remaining 90% for parameter training, i.e. "validation_split = 0.1" in model training.

At the first glance, we do not expect the modern deep learning algorithms can learn well from the raw training sets, i.e., without any feature engineering, since the feature vector is only one-dimensional and it varies wildly due to the long range of sampling domain. We also expect binary representation and base-three representation should perform "extremely well" on mod 2 and mod 3 cases respectively since we are essentially doing the mod 2 and mod 3 operations on integers before training, i.e., we have used pre-specified algorithms to transform the data and only let the computers to find the "pattern" from the feature vector. For the remaining gram-like feature engineering processes, we do expect the performance to be good given large set of training data. But in terms of how much better compared to raw data and are there any significant differences between one, two, three grams, and their combined versions, we cannot form a very well-educated guess at this stage.

Notice that we also designed two additional feature engineering processes for the mod 3 case. It is easy to see that these two are motivated from the problem nature of mod 3. At this point, we are not sure if the current deep neural networks can learn well from these two. It is plausible to believe that the "One-gram + (its sum %3)" should perform extremely well since basically we are telling computer everything about the mod 3 algorithms. This can be viewed as an "indirect" way of "cheating" compared to Base-three representation. The more interesting case is the "One-gram + its sum" case, where we are not sure if the deep learning, or any other classical machine learning algorithms, can detect the "recursive nature" (the most difficult part) of this problem.

2.2.2 Network architectures

For the purpose of illustration and not consuming too much computing power, we first consider the classical *Artificial Neural Network* (ANN). The ANNs are heavily inspired by the way human biological nervous systems operate and are mainly comprised of a high number of interconnected computational nodes (a.k.a. neurons). The neurons work collectively to learn from the input in order to optimize the final output. See for instance [1, 2] and the references therein for a comprehensive review on the ANNs. In this paper, the ANN considered has 64 neurons in the first layer and 32 neurons in the second layer. The dimension of input layer of course depends what feature engineering process are we using. The output layer has dimension 2 when doing mod 2 and has dimension 3 when doing mod 3. The activation functions are the classical ReLU functions except for the output layer we use the Sigmoid function. Notice that this is the only ANN that we will consider in this paper and we will not list the results of other ANNs with different architectures. This consideration is due to the facts that 1) the above neural network is sufficient for us to demonstrate the importance of the feature engineering, and 2) the more complex networks will be tested on the commonly used AutoML platforms (as will be discussed in the later sections).

Besides the classical Artificial Neural Networks, we also consider the *Convolutional Neural Network* (CNN) and *Recurrent Neural Network* (RNN). The CNN is a well-known deep learning algorithm inspired by the natural vision perception mechanisms of the living creatures. The modern framework of the CNN was established by LeCun et al. in [3] and later improved in [4]. For recent advances in CNN and its applications, see e.g. [5] and the references therein. The RNN architecture was mainly designed to overcome the issue of "limited context memory" in [6]: only a fixed number of previous words can be taken into account to predict the next word. In RNN, the context length was extended to indefinite size, which can handle arbitrary context lengths. See [7] for the review on the RNN model and its

applications on the statistical language modeling. The CNN considered in this paper has two 1D convolution layers, two max pooling layers, and two dense layers with ReLU activation functions. The RNN here has a single LSTM layer and a dense layer with sigmoid activation functions.

Finally, we also test on the *Bidirectional Encoder Representations from Transformers* (BERT), which is a family of masked language models introduced by Google in 2018 [8]. The BERT model is based on the transformer architecture (specifically, composed of Transformer encoder layers). The BERT model was pre-trained simultaneously on two tasks: *masked language modeling* and *next sentence prediction*. After pre-training, the BERT model can be *fine-tuned* on smaller datasets to optimize its performance on specific tasks, including text classifications, language inference etc. See also [9, 10, 11, 12] for more discussions on the BERT model and the Transformer architecture. In this paper, we test the BERT model on the cases of mod 2 and 3 by using “BertForSequenceClassification” package in Python.

The ANN, CNN and RNN architectures considered in Section 2.2 are illustrated in Figure 1, Figure 2 and Figure 3 respectively.

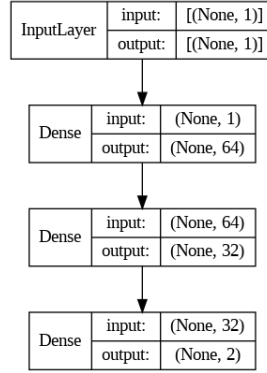


Figure 1: The Artificial Neural Network (ANN) that we used for training raw data.

2.2.3 Results and findings

Next, we summarize the experimental results tested on the neural networks described in Section 2.2.2 with different feature engineering processes listed in Section 2.2.1. The Table 1 records the mean and the standard deviation of accuracy after running the experiments on mod 2 three times. The network architectures with different feature engineering processes are listed in the left-most column. The same thing applies to Table 2, which records the results of experiments on mod 3.

In the mod 2 case, as listed in Table 1, the ANN on raw data can only give accuracy around 0.5, which is essentially a fair coin flip. Therefore, it is not a effective classifier at all. Also, as discussed in Section 2.2.1, it is not surprising to see that after converting to binary representations, the results can suddenly achieve 1.000. In this case, we are feeding too much information to the training algorithms and it can be considered as “cheating”. However, it does give us a strong signal that the feature engineering matters. How about the gram-like feature engineering? The one, two and three gram transformations (or their combined versions) do give “reasonable” hints to the algorithms and they significantly improve the accuracy to ~ 0.8 . Here we do want to emphasize that in the cases of gram-like feature engineering, increasing the size of training sets and complexity of neural networks will help increase the performance at the end. This can be seen when compared with the AutoML results, since these platforms will fit the model with much larger networks, try not only deep neural networks but also other algorithms, and have “more” training data due to the integrated bootstrap aggregations. In fact, as we will see in Section 2.3.4, after the gram-like feature engineering, it is possible to achieve accuracy 1.000. The authors also tested these two phenomena on our simple neural networks and verified that it is indeed true, although we will not list any more comparisons here in this section. The BERT model in the end can also achieve accuracy 1.000, which again verifies that gram-like feature engineering processes are effective in the mod 2 case. Due to the large pre-training process (contain more information) and the Transformer architecture, the BERT model is expected to outperform all the algorithms above with the current size of training data.

In the case of mod 3, as shown in Table 2, the results are a bit more disappointing. Again, like the mod 2 case, base-three representations feed too much information to the algorithms and it is expected to achieve accuracy 1.000 even under very simple neural network architectures. Another “extremely useful” feature engineering is the “One-gram + (its sum %3)”, which can achieve > 0.9 in all networks tested. We also believe that by using sufficient complex architectures, 1.000 accuracy can be achieved for all types of deep neural networks. Like mentioned in Section 2.2.1, the “One-gram

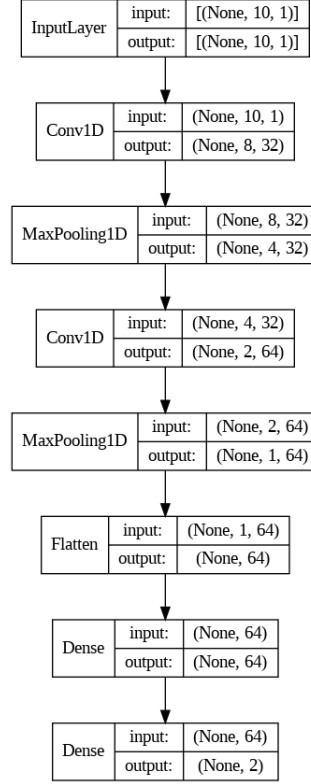


Figure 2: The Convolutional Neural Network (CNN) that we used for training data after One-gram encoding.

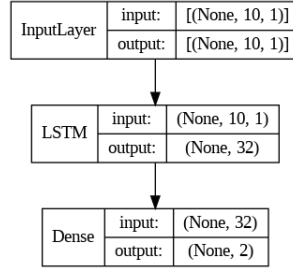


Figure 3: The Recurrent Neural Network (RNN) that we used for training data after One-gram encoding.

+ (its sum %3)” essentially told the algorithms everything about the mod 3 divisibility rule. In other words, we used too much human knowledge and this should be considered as “cheating” as well. Notice that in the CNN and RNN cases of Table 2, although no more comparisons will be listed here, we believe that 1.000 accuracy can be achieved by increasing the complexity of networks and/or increasing the size of the training set and/or switching to classical ML algorithms.

It is also very interesting to see that BERT can achieve 1.000 accuracy from the “One-gram+its sum” encoding whereas it can only have ~ 0.33 accuracy from the “One-gram” encoding. In other words, the hint of “summing up digits” works well with BERT but poorly with other types of deep neural networks. The BERT model is the only algorithm in this section that can achieve 1.000 accuracy with “One-gram + its sum” encoding in the mod 3 case. The key difference between BERT and other neural networks is that in BERT, all the possible sums of the digits (99 potential choices of sums assuming there are 10 digits maximum) are embedded into algorithms with length 768 each, and therefore we have $768 * 99$ more features in BERT instead of having only one additional feature (sum of digits) in other neural networks. Due to the large pre-training data, these $768 * 99$ additional features have already been “seen and learned” by BERT and this helps detect the recursive nature of the mod 3 problem. On the contrary, in other neural networks, the sum of digits could be large and therefore completely new during the training, which causes inaccuracy.

Classification on divisibility by 2 via Deep Learning			
Accuracy	Statistics of Accuracy		
Algorithm		Mean	Standard Deviation
Artificial Neutral Network (ANN)		0.501	0.003
ANN (Binary representation)		1.000	0.000
ANN (Base-three representation)		0.537	0.002
ANN (One-gram)		0.864	0.024
ANN (Two-gram)		0.778	0.048
ANN (Three-gram)		0.799	0.002
ANN (One & Two-gram combined)		0.786	0.028
ANN (One & Two & Three-gram combined)		0.781	0.023
Convolutional Neural Network (One-gram)		0.921	0.042
Recurrent Neural Network (One-gram)		0.740	0.206
Bidirectional Encoder Representations from Transformers (BERT) (One-gram)		1.000	0.000

Table 1: Summarizations of results on mod 2. Mean and standard deviation are calculated with three randomly-sampled, equal-size training sets.

Classification on divisibility by 3 via Deep Learning			
Accuracy	Statistics of Accuracy		
Algorithm		Mean	Standard Deviation
Artificial Neutral Network (ANN)		0.334	0.002
ANN (Binary representation)		0.396	0.002
ANN (Base-three representation)		1.000	0.000
ANN (One-gram)		0.343	0.003
ANN (One-gram+its sum)		0.335	0.002
ANN (One-gram+(its sum%3))		1.000	0.000
ANN (Two-gram)		0.334	0.002
ANN (Three-gram)		0.333	0.001
ANN (One & Two-gram combined)		0.332	0.004
ANN (One & Two & Three-gram combined)		0.334	0.007
Convolutional Neural Network (CNN) (One-gram)		0.340	0.002
CNN (One-gram+its sum)		0.330	0.002
CNN (One-gram+(its sum%3))		0.936	0.001
Recurrent Neural Network (RNN) (One-gram)		0.330	0.003
RNN (One-gram+its sum)		0.333	0.001
RNN (One-gram+(its sum%3))		0.934	0.001
Bidirectional Encoder Representations from Transformers (BERT) (One-gram)		0.336	0.005
BERT (One-gram + its sum)		1.000	0.000
BERT (One-gram + (its sum %3))		1.000	0.000

Table 2: Summarizations of results on mod 3. Mean and standard deviation are calculated with three randomly-sampled, equal-size training sets.

Besides those mentioned above, all the remaining cases have results ~ 0.33 , which are essentially uniformly choosing a label at random. At this stage, increasing the training size and/or the complexity of neural network architectures and/or trying classical ML algorithms (e.g. regressions, tree-based algorithms, etc.) will not help.

We can also compare the results between One, Two, Three-gram, and their combined versions. Their results are almost identical. This is also expected since the Two and Three-gram encoding (or their combined versions) contain the repeated information generated from One-gram encoding. In other words, as long as we have done One-gram encoding, higher-order gram encoding can be obtained solely from One-gram encoding. In the language of measure theory in Mathematics, the sigma algebra generated by One-gram encoding contains (is equal to, strictly speaking) all the other higher-order gram encoding (without summing up digits) considered in this paper. In the cases of other scientific domains (e.g. Biology-related fields), this may not be the case but this finding alerts us that not only we should try the useful feature engineering to increase the performance, but also we need to do the most effective feature engineering to reduce computing time and save computing power.

2.3 Prime number divisibility via Automated Machine Learning (AutoML)

2.3.1 Overview of AutoML

Nowadays, the modern Deep Learning (DL) techniques have achieved remarkable results on a variety of tasks, spanning over image recognition [13, 14], language modeling [15], and object detection [16]. Given the challenge and complication of different tasks, the depth and complexity of neural networks keep increasing. For instance, in Natural Language Processing (NLP), the Large Language Models (LLMs) typically contain over 100 million parameters and are trained using advanced algorithms on a large corpus. The first version of GPT launched in 2018 developed by OpenAI has 117 million parameters. The GPT-2 followed in 2019 has 1.5 billion parameters and the GPT-3 introduced in 2020 has 175 billion parameters.

Since developing such huge models requires extremely high development costs (traditionally, the high cost of test-and-error processes by human capital), the novel idea of automating entire machine learning pipeline has emerged since then. The Automated Machine Learning (AutoML hereafter) is designed to reduce the large demand of data scientists and create a user-friendly platform for industry domain experts to automatically build effective machine learning models without too much computer science and statistics knowledge. In other words, the AutoML is designed and built to involve an automated construction of Machine Learning pipeline with limited computation budgets.

A complete AutoML pipeline involves everything from upstream to downstream data analysis, covering data preparation, feature engineering, model testing and selection, and model evaluation in the end. It is a very comprehensive data analysis process and given its large computing power, relatively cheap computing budget, and user-friendly interface, it is a hot product in both academia and industry. We refer to [17] and the references therein for readers who are interested in more details of AutoML.

In this paper, to make our results more robust and comprehensive, we also test prime divisibility problems on commonly-used AutoML platforms developed by leading tech companies, including Google, Microsoft and Amazon. For readers who are also interested in running the experiments yourself, the tasks we run are completely free without consuming all of your free credits. One can generate datasets on the Google Colab for instance and upload to AutoML systems after converting to the CSV file. We will discuss the experiments in detail in the following sections.

2.3.2 Preparation of Datasets

In the case of AutoML training, to reduce the computing time and save computing power, we sample 30,000 non-negative integers from $[0, 2^{32}]$. The sample size is smaller compared to that of our training on simple deep learning models described in Section 2.2.1, but is sufficiently large to fit our purpose. In addition, we also consider the Binary representation, Base-three representation, and all the gram-like feature engineering processes listed in Section 2.2.1. We also test two additional feature engineering processes designed specifically for the mod 3 case.

2.3.3 Platforms for training

In this paper, we consider the three commonly-used AutoML platforms, including Microsoft Azure ML Studio, Google Cloud Vertex AI, and Amazon AWS SageMaker. All of them are easily accessible online with (limited) free credits. It is also very easy for academic researchers or industry professionals with little machine learning expertise to train models for each individual purposes. One can upload the data in the “.csv” format and pre-specify the target value, type of tasks (classification, regression, NLP, etc.), metric of evaluation, etc.

2.3.4 Results and Findings

As can be seen in both Table 3 and Table 4, suppose we just throw in the raw data without any pre-specified feature engineering, the feature engineering algorithms installed in the AutoML pipelines are not effective at all to deal with the prime number divisibility problems. This raises an alert to all the academic researchers and industry Machine Learning practitioners that blindly throw in the data without any feature engineering has certain level (sometimes very high) of risks. Although these AutoML products are extremely powerful, carefully designed, fit into a large variety of needs and updated constantly by ML experts, they cannot guarantee to deliver the best possible model. It is crucial to apply the domain knowledge by human experts to better transform the data so that algorithms are easier to learn. Especially, this can be seen in the case of mod 2. Like discussed before, if we break down digits for the computer, then it is much easier to detect patterns and with the state-of-the-art machine learning models, it is possible to reach 1.000 accuracy.

It is also worth noting that certain feature engineering process is not effective in helping train the model and in the reverse direction, it will also increase the dimension of feature vectors and even “confuse” the computer. For instance, we can look at the Base-three representation in the mod 2 case, it is easy to see that Base-three representations will

only help the mod 3 case whereas in the mod 2 case, it will not do any more good than the raw data. Therefore, not surprisingly, the results of AutoML stay at ~ 0.5 .

In the case of mod 3, given the subtlety of the problem nature, breaking down and/or combining digits without summing up them will not effectively help the model training (no matter how complex the model is or fitting in other types of models, even with BERT). However, as presented in Table 4, suppose we sum up all the digits in addition to One-gram encoding, then all the AutoML platforms can deliver classifiers with accuracy 1.000, just as the BERT model. Although here we do want to remark that the results of AutoML are reported for the best-possible model under multi-angle considerations (e.g., complexity, interpretations, etc.) and in case of “One-gram+its sum”, the best possible model does not fall into the class of deep neural networks considered in Section 2.2.2. For instance, in Microsoft Azure AI, the best algorithm is “LightGBMClassifier” in “sklearn” after “MaxAbsScaler” and in Amazon Sagemaker, it is “XGBoost” under L1-regularization. This is also an interesting phenomenon since in this case, the tree-based algorithms outperforms deep neural networks by a large margin. In general, tree-based algorithms work better on heterogeneous data due to the nature of splitting data based on “one particular feature”. On the other hand, deep neural networks work better with homogeneous data, such as image recognition tasks (pixels) and language models (word vectors). In our case, our input vectors are certainly heterogeneous since all the single digits are between 0 and 9 and sum of digits could be potentially very large, and therefore, it is expected that tree-based algorithms will perform better.

To summarize, with our experiments, “One-gram+sum of its digits” seems like the best feature engineering so far to tackle mod 3 problem, whereas in the case of mod 2, we should favour the “One-gram encoding”.

Classification on divisibility by 2 via AutoML			
Accuracy \ Platform FE	Microsoft Azure ML	Google Cloud Vertex AI	Amazon Sagemaker
No feature engineering	0.504	0.495	0.508
Binary representation	1.000	1.000	1.000
Base-three representation	0.508	0.506	0.514
One-gram	1.000	1.000	1.000
Two-gram	1.000	1.000	1.000
Three-gram	1.000	1.000	1.000
One & Two-gram combined	1.000	1.000	1.000
One & Two & Three-gram combined	1.000	1.000	1.000

Table 3: Results are reported for the best model tested on each AutoML platform for each task. FE: Feature Engineering

Classification on divisibility by 3 via AutoML			
Accuracy \ Platform FE	Microsoft Azure ML	Google Cloud Vertex AI	Amazon Sagemaker
No feature engineering	0.357	0.352	0.345
Binary representation	0.361	0.342	0.345
Base-three representation	1.000	1.000	1.000
One-gram	0.352	0.352	0.348
One-gram+its sum	1.000	1.000	1.000
One-gram+(its sum%3)	1.000	1.000	1.000
Two-gram	0.359	0.353	0.348
Three-gram	0.346	0.349	0.351
One & Two-gram combined	0.348	0.351	0.349
One & Two & Three-gram combined	0.346	0.341	0.345

Table 4: Results are reported for the best model tested on each AutoML platform for each task. FE: Feature Engineering

2.4 Conclusions

To conclude, in Section 2, we discussed the methodologies and findings of the main component of this paper, which is to use modern deep learning and machine learning techniques to classify integers based on prime number divisibility. The experiments can be separated into two parts: the first is using deep neural networks, including ANN, CNN, RNN and BERT and the second is using the commonly-used, well-developed AutoML platforms. Each are combined with multiple feature engineering processes.

Overall, even with the most advanced set of learning algorithms, feature engineering processes coming from pre-specified human knowledge are extremely crucial in helping deliver the best possible model. It can be seen that, in some cases, the advanced automated ML pipelines nowadays are not very good at detecting the most useful relationships between features in helping train the best model. Given the diversity of applications of AI and ML, it is a extremely challenging task to create a platform so that it can solve all kinds of problems (with high standards) automatically. Therefore, before throwing the data into models, one should certainly pause a bit and put into some thoughts on how to do useful and effective feature engineering on the raw data, as this part is largely overlooked by a lot of industry professionals as well as academic researchers due to overconfidence on current machine learning tools.

Sometimes, finding a useful and effective feature engineering procedure directly is not that straightforward (or intuitive) due to the complication of practical situations. It also requires long trial-and-error processes. Besides direct feature engineering on training samples, there are other places where we can inject our domain expertise into so that high-quality classifiers can be obtained. In the next few sections, we propose a method using Fourier series regressions to pick up the periodic nature of the prime number divisibility problem. As a by-product of Fourier series regressions, we also obtain some feature engineering procedure that cannot be easily found directly. This approach is essentially linear regression (ordinary least square), and therefore can be easily programmed and has high model interpretabilities. It also works well for arbitrarily positive integer $p \geq 2$ (not just prime) in the sense that accuracy 1.000 can be achieved with small time complexity.

3 Prime number divisibility via Fourier series regressions

3.1 Motivations

It is not hard to see that the heart of the prime divisibility problem is to make computer learn the “mod p ” function, which is a discrete periodic function with period p . The linear interpolation of the mod p function takes the form of

$$f(x; p) = \begin{cases} x & \text{when } 0 \leq x \leq p-1, \\ (1-p)x + (p-1)p & \text{when } p-1 < x < p, \end{cases} \quad (1)$$

with $f(x+p; p) = f(x; p)$. Therefore, for any $x \geq p$, we can use the shift relation to shift x back to $[0, p)$, of which the value $f(x; p)$ is explicit. See Figure ?? for the case when $p = 7$. We also want to emphasize the fact that (1) is just one form of the continuous counterpart of discrete mod p function and there are indeed infinitely many of possible choices.

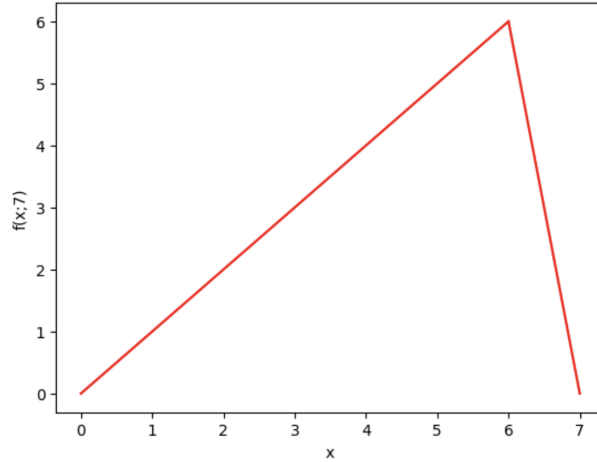


Figure 4: Plot of function $f(x; p)$ (1) when $p = 7$ and $0 \leq x \leq 7$: it is the linear interpolation of the discrete mod 7 function with one entire period.

In order to learn or approximate the discrete periodic function mod p or its linearly continuous counterpart (1), it is natural for us to consider the trigonometric functions such as sine or cosine. However, before diving deeper, let us first pause a bit and think about the question that *is it enough to use only one single sine or cosine function?* If yes, then we can, for instance, replace the classical activation function Sigmoid in the output layer of the ANN by sin or cos to pick up the periodic structure. In the mod 3 case, the authors tested by replacing the Sigmoid activation function in the output layer of ANN architecture 1 by the customized activation function $\sigma(x) = \frac{1}{2} + \frac{1}{2} \sin(x) \in [0, 1]$. The accuracy

is still ~ 0.33 with raw data, therefore not effective at all. To simplify the problem, we consider the problem of *whether a given integer is divisible by 3 or not?* In this case, we have a binary classification problem: 0 being divisible by 3 and 1 otherwise. Again, we tested by replacing the activation function of the output layer by $\sigma(x) = \frac{1}{2} + \frac{1}{2} \sin(x)$, and the accuracy is ~ 0.5 . We also tried more complex architectures in both cases and unfortunately, not visible improvements were discovered. Hence, it is probably not enough to use sine or cosine alone, even with the binary classification problem.

If we think from the “linear algebra” point of view, this is indeed the case. The discrete mod 3 function has three possible outputs: 0, 1 and 2 and it should be viewed as having “dimension 3”. The simpler version of “whether a given integer is divisible by 3” has two possible outputs: 0 and 1, and therefore having “dimension 2”. Strictly speaking, we are not allowed to talk about “the dimension” of a particular function since it is not a vector space but it should help us understand why single sine or cosine function is not enough. In the continuous case, the function (1) has infinitely many possible outputs, therefore potentially infinitely many sine and cosine are needed.

Moreover, given that there are infinitely many continuous counterparts of mod p , i.e., not just in the form of (1), there should have infinitely many estimates of the coefficients before sine and cosine functions qualified for approximations of the discrete mod p function. As we will see later in Figure 5 and Figure 6, the continuous estimates of mod 3 and mod 7 from training data are not linear and can only provide good approximations at integer points.

To conclude, although sine and cosine are natural good candidates to pick up the periodic nature of the problem, it is not enough to use only one single sine or cosine to do the estimate given the “dimensionality issue”. To overcome this difficulty, we need the theory of *Fourier series*.

3.2 Fourier series and its statistical applications

3.2.1 Definition of Fourier series and pointwise convergence

Fourier series is a well-studied subject in the fields of partial differential equations (PDE), harmonic analysis, etc. in Mathematics and it is now covered in many undergraduate textbooks (see e.g. [18, Chapter 11]). In short, a Fourier series is an expansion of a periodic function into a sum of trigonometric functions, which consists of a collection of sin and cos functions with increasing frequencies. Precisely, suppose we have a piecewise continuous function $\phi(x)$ defined symmetric interval $(-\ell/2, \ell/2)$, then the *full Fourier series* of function $\phi(x)$ is defined by

$$\frac{1}{2}a_0 + \sum_{n=1}^{\infty} \left[a_n \cos\left(\frac{2\pi nx}{\ell}\right) + b_n \sin\left(\frac{2\pi nx}{\ell}\right) \right], \quad (2)$$

where

$$a_n = \frac{2}{\ell} \int_{-\ell/2}^{\ell/2} \phi(x) \cos\left(\frac{2\pi nx}{\ell}\right) dx, \quad n = 0, 1, 2, \dots \quad (3)$$

and

$$b_n = \frac{2}{\ell} \int_{-\ell/2}^{\ell/2} \phi(x) \sin\left(\frac{2\pi nx}{\ell}\right) dx, \quad n = 1, 2, 3, \dots \quad (4)$$

Note that while the function $\phi(x)$ is defined on $(-\ell/2, \ell/2)$, the full Fourier series (2) is defined for any $x \in \mathbb{R}$. Since it is comprised entirely of periodic functions with periodic ℓ , the full Fourier series (2) is periodic with periodic ℓ . If we define the *partial sum* of full Fourier series (2) by

$$S_N(x) := \sum_{n=1}^{\infty} \frac{1}{2}a_0 + \sum_{n=1}^N \left[a_n \cos\left(\frac{2\pi nx}{\ell}\right) + b_n \sin\left(\frac{2\pi nx}{\ell}\right) \right] \quad (5)$$

and it can be proved that $S_N(x) \rightarrow \phi(x)$ as $N \rightarrow \infty$ pointwise under certain regularity conditions on $\phi(x)$. The details are not relevant to our presentation here so we refer to [18, Theorem 11.6] for readers interested in more details of the theory. Notice that the piecewise continuous function $\phi(x)$ has infinitely many possible outputs, therefore having “dimension infinity” and consequently, infinitely many sine & cosine pairs are needed for approximation. The pointwise convergence of Fourier series is extremely crucial and provides the theoretical backup that sine and cosine pairs would do a good job of estimating periodic functions.

3.2.2 Applications in time series analysis

To put it short, in Statistics, we use elements in full Fourier series (2) to pick up the periodic nature of the target that we want to estimate. In most cases, the estimates are computed via simple linear regression. In classical time series

analysis literature, they are sometimes called “sine and cosine seasonal dummies”. Note that the sine and cosine always come in pairs as in (2) since they appear together from the expansion of the most general form of the cosine function: $f(t) = R \cos(\lambda t + \alpha) = A \cos \lambda t + B \sin \lambda t$, where $A = R \cos \alpha$ and $B = -R \sin \alpha$. In practice, for instance, if the data are observed monthly and we have an annual seasonal component, then we use

$$\cos\left(\frac{2\pi j}{12}t\right), \sin\left(\frac{2\pi j}{12}t\right), j = 1 \dots, 5; \quad \cos\left(\frac{2\pi 6}{12}\right) = (-1)^t$$

as dummy variables for regression. We call $1/12$ the *fundamental frequency* and the *overtone frequencies* are $j/12, j = 2, \dots, 6$. If the data are observed quarterly and the seasonal component is annual, then we use

$$\cos\left(\frac{2\pi}{4}t\right), \sin\left(\frac{2\pi}{4}t\right); \quad \cos\left(\frac{2\pi 2}{4}\right) = (-1)^t$$

as dummies to pick up the periodic structure. Similarly, if the data are observed daily, to model a weekly periodic component we use

$$\cos\left(\frac{2\pi j}{7}t\right), \sin\left(\frac{2\pi j}{7}t\right), j = 1, 2, 3.$$

In the case of mod p for general $p \geq 2$, it is not hard to see that $\sim [p/2]$ pairs of sine and cosine functions are needed in order to carry out the estimation. Before describing our methods in detail, let us first talk about the datasets.

3.3 Preparation of datasets

Our preparation of datasets is again very simple: we uniformly sample 30,000 non-negative integers from $[0, 2^{32}]$. For the purpose of demonstrating the powerfulness of this technique, we use mod 3 and mod 7 as illustrations in this section. Therefore, we have two columns of labels: one is mod 3, another one is mod 7.

Within these 30,000 samples, we use the first 25,000 of them to run the regression and the remaining 5,000 ones as testing sets to compute the accuracy, which is the same evaluation metric we used in the previous section.

3.4 Fourier series regressions

In this section, we first describe our methodologies for general mod p case, where $p \geq 2$ is an integer and not necessarily prime. Fix integer $p \geq 2$. Suppose $X = [x_1, \dots, x_n]^T$ is our training set and let $Y_p = [y_1, \dots, y_n]^T$ be the vector of training labels, i.e., $y_i \equiv x_i \pmod p$ where $y_i \in \{0, 1, \dots, p-1\}$. For each non-negative integer x_i in X , consider the following Fourier series basis:

$$\left\{ \sin\left(\frac{2\pi j}{p} \cdot x_i\right), \cos\left(\frac{2\pi j}{p} \cdot x_i\right), \text{ where } j = \begin{cases} 1, \dots, [(p-1)/2] & \text{if } p \text{ is odd} \\ 1, \dots, [(p-1)/2] + 1 & \text{if } p \text{ is even} \end{cases} \right\}. \quad (6)$$

Note that the Fourier series basis (6) can also be viewed as a feature vector for each integer x_i . For each j , let

$$\sin\left(\frac{2\pi j}{p}X\right) = \left[\sin\left(\frac{2\pi j}{p} \cdot x_1\right), \dots, \sin\left(\frac{2\pi j}{p} \cdot x_n\right) \right]^T$$

and

$$\cos\left(\frac{2\pi j}{p}X\right) = \left[\cos\left(\frac{2\pi j}{p} \cdot x_1\right), \dots, \cos\left(\frac{2\pi j}{p} \cdot x_n\right) \right]^T$$

be the vectors of Fourier series basis.

Next, we consider the following linear regression equation:

$$Y_p = \begin{cases} \gamma + \sum_{j=1}^{[(p-1)/2]} \left(\alpha_j \sin\left(\frac{2\pi j}{p}X\right) + \beta_j \cos\left(\frac{2\pi j}{p}X\right) \right) + \varepsilon, & \text{if } p \text{ is odd,} \\ \gamma + \sum_{j=1}^{[(p-1)/2]+1} \left(\alpha_j \sin\left(\frac{2\pi j}{p}X\right) + \beta_j \cos\left(\frac{2\pi j}{p}X\right) \right) + \varepsilon, & \text{if } p \text{ is even,} \end{cases} \quad (7)$$

where ε denote the (vector of) standard Gaussian noise in linear regression. All the coefficients in (7) are estimated by the classical *ordinary least square* (OLS) method.

Generally speaking, linear regression model is not a good candidate for classification problems due to a number of reasons, one of them being the output values are continuous instead of categorical. As we will see later, in our case, due to large numbers of training samples, the predicted values on the testing set are very close to integers so that we can round them to the nearest integer if their distance is within certain the error, e.g. up to 10^{-5} . In other words, the Fourier series regression (7) gives a almost perfect approximation for the mod p function at integer points.

3.5 Regression estimates of mod 3 and mod 7

As mentioned before, for the purpose of demonstration, we run experiments on the cases of mod 3 and mod 7. In both cases, the Fourier series regression (7) can achieve accuracy 1.000. We believe this is the case for all p given large number of training samples (sample size $\gg p$). Like described in Section 3.3, we use 25,000 samples to estimate the regression coefficients and the remaining 5,000 ones for testing purposes.

3.5.1 Regression results of mod 3

By using the “LinearRegression” package in the “sklearn” of Python, we have the following regression coefficients estimate:

$$\widehat{Y}_3(X) = 0.999999987106293 + (-0.57735) \cdot \sin\left(\frac{2\pi}{3}X\right) + (-1.00000) \cdot \cos\left(\frac{2\pi}{3}X\right) \quad (8)$$

with R^2 -value being 1 and all coefficients being statistically significant. Here the R^2 value is computed under train-validation splits with size 0.1. The estimated regression function in the mod 3 case is plotted in Figure 5 and the its values at integer points, spanning over three periods, are listed in Table 5. For each integer z_i from the testing set, we first compute $\widehat{y}_i = \widehat{Y}_3(z_i)$. Each \widehat{y}_i is of float value and may not be an exact integer. In fact, they are really close to integers and we can round them to the nearest integer if the absolute value of their distance is less than 10^{-5} . By doing this, we can compare the predicted label with the correct label and further compute the accuracy, which is the ratio of number of correct predictions over total number of testing samples. In the mod 3 case, the accuracy is equal to 1.000, which yields an extremely useful classifier. We also want to mention that the joint presence of both sine and cosine functions is needed and if we, for instance, remove all the cosines and only keep the sines in (7), the R^2 -value only has 0.2546 and the final accuracy is 0.3406 with the same datasets, which is essentially equal to “random guess”. On the contrary, we can also add more pairs of sine and cosine, e.g. $j = 1, \dots, p-1$ in Fourier series basis (6). This will also give us a satisfying linear regression estimate (accuracy 1.000) with “less overshoot and undershoot” compared to (7). However, the regression table will give the potential warning of *multicollinearity*, indicating that too many features were added. This will cause instability of regression coefficients estimates in some cases, especially when p is large, so our linear regression model (7) is optimal.

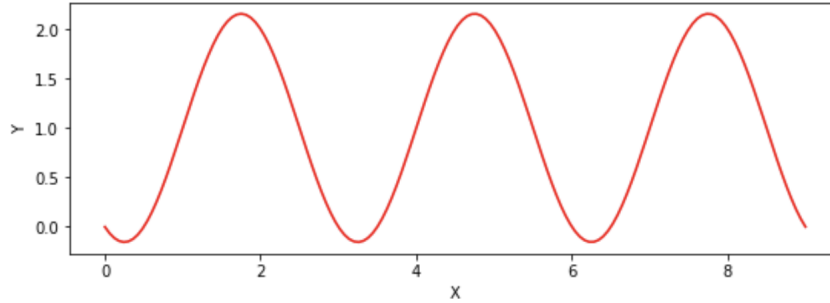


Figure 5: Plot of regression function $\widehat{Y}_3(X)$: it provides a almost perfect continuous approximation of mod 3 function. Its values at integer points, covering three periods, are listed in Table 5.

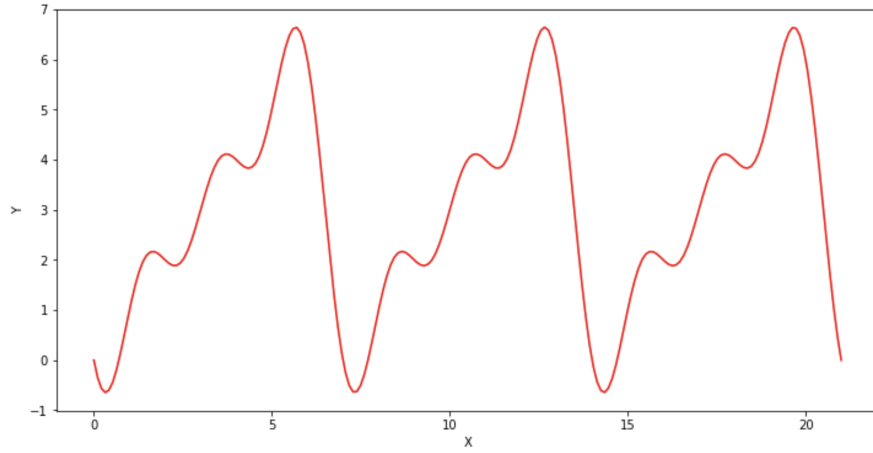
3.5.2 Regression results of mod 7

In the case of mod 7, we have the following regression estimates:

$$\begin{aligned} \widehat{Y}_7(X) = & 3.000000002749488 + (-2.076521) \cdot \sin\left(\frac{2\pi}{7}X\right) + (-1.000000) \cdot \cos\left(\frac{2\pi}{7}X\right) \\ & + (-0.797473) \cdot \sin\left(\frac{4\pi}{7}X\right) + (-1.000000) \cdot \cos\left(\frac{4\pi}{7}X\right) \\ & + (-0.228243) \cdot \sin\left(\frac{6\pi}{7}X\right) + (-1.000000) \cdot \cos\left(\frac{6\pi}{7}X\right), \end{aligned} \quad (9)$$

with R^2 -value being 1 and all coefficients being statistically significant. In this case, again, the accuracy is 1 with our testing set. The estimated regression function is plotted in Figure 6 and its values at integer points, covering two periods, are recorded in Table 6.

X	$\widehat{Y}_3(X)$	$X \bmod 3$
0	$-1.2893707213024186 \cdot 10^{-9}$	0
1	1.0000002318356833	1
2	1.9999997655855752	2
3	$-1.2893706102801161 \cdot 10^{-9}$	0
4	1.0000002318356827	1
5	1.9999997655855757	2
6	$-1.2893703882355112 \cdot 10^{-9}$	0
7	1.0000002318356822	1
8	1.999999765585576	2
9	$-1.2893702772132087 \cdot 10^{-9}$	0

 Table 5: Predicted values of $\{0, 1, \dots, 8, 9\}$ by regression function (8) and their comparisons with true labels.

 Figure 6: Plot of regression function $\widehat{Y}_7(X)$: it provides a almost perfect continuous approximation of mod 7 function. Its values at integer points, covering two periods, are listed in Table 6.

X	$\widehat{Y}_7(X)$	$X \bmod 7$
0	$2.749488192677063 \cdot 10^{-9}$	0
1	1.000000897764708	1
2	1.9999998497560223	2
3	3.0000003332714678	3
4	3.9999996722275086	4
5	5.000000155742953	5
6	5.9999991077342685	6
7	$2.7494893029000878 \cdot 10^{-9}$	0
8	1.0000008977647075	1
9	1.9999998497560227	2
10	3.0000003332714673	3
11	3.999999672227508	4
12	5.000000155742954	5
13	5.99999910773427	6
14	$2.7494904131231124 \cdot 10^{-9}$	0
15	1.0000008977647064	1
16	1.999999849756023	2

 Table 6: Predicted values of $\{0, 1, \dots, 15, 16\}$ by regression function (9) and their comparisons with true labels.

3.6 Conclusions

To conclude, in this section, we used the basis vectors of the full Fourier series (2) to construct a simple linear regression estimate for the discrete mod p function for any integer $p \geq 2$ (not just prime). This approach is motivated by the “periodic nature” of the mod p function, the theory of Fourier series, and the seasonal dummies in time series analysis. This linear regression model is extremely useful in the sense that accuracy 1 can be achieved on “unseen integers” for all the mod p problems. As a by-product, this method also provides a clean and effective way of doing feature engineering, which is to encode integers with a $(p \text{ or } p - 1)$ -dimensional Fourier series basis vector (6), even the integer itself could be potentially very large and has many digits. Comparing with our previous deep neural network approach in Section 2, the Fourier series regression outperforms in almost all aspects, including model complexity, model interpretation, prediction power, reliability, and ability to deal with general case. Next, we investigate the recent popular large language model ChatGPT’s ability to tackle the prime number divisibility problem.

4 Prime number divisibility via ChatGPT

Given the extensive media coverage surrounding ChatGPT since late 2022, it would be remiss of us not to assess its efficacy in addressing the current scientific problem of interests.

4.1 ChatGPT on prime number divisibility problems

In this section, we first assess ChatGPT’s knowledge on the prime number divisibility problem. The detailed response from ChatGPT (March 2023 version) are given in Table 7 and Table 8. We also checked the correctness of the response from ChatGPT, labeled as “[Correct]” or “[Wrong]”, by comparing with the Wikipedia page on “Divisibility rule” [19].

Our general conclusions are that starting from 7, the “divisibility rule of N ” becomes a standard answer to the question. The problem is transformed into a recursive problem of determining whether a transformed number is also divisible by the original number.

Additionally, starting from 13, the “Casting out N method” becomes a standard answer, which is numerically identical to the “divisibility rule of N ” method.

Finally, starting from 13, the “Modular arithmetic” becomes a standard answer. There is nothing wrong with the answer, but it defeats the purpose of asking the question.

4.2 ChatGPT on prime number divisibility problems via deep neural networks

Next we assess whether ChatGPT can design a deep neural network to address the same problem.

Prompt: Can you design a deep learning algorithm to determine if a number can be divided by 17?

ChatGPT: Yes, we can design a deep learning algorithm to determine if a number can be divided by 17. One approach is to use a type of neural network called a feedforward neural network, which consists of an input layer, one or more hidden layers, and an output layer.

Here’s one way we could design the neural network:

- **Input layer:** The input layer will consist of 17 neurons, one for each possible remainder when dividing by 17. For example, if the input number is x , then the input layer will consist of 17 neurons representing $x \bmod 17 = 0, x \bmod 17 = 1, x \bmod 17 = 2, \dots, x \bmod 17 = 16$.
- **Hidden layers:** We can use one or more hidden layers to allow the network to learn complex patterns in the input data. The number of neurons in the hidden layers can be chosen based on the complexity of the problem.
- **Output layer:** The output layer will consist of a single neuron, which will output a value between 0 and 1 indicating the probability that the input number can be divided by 17. If the output value is greater than 0.5, we can say that the number can be divided by 17.
- **Training data:** We will need a dataset of input numbers and their corresponding labels (1 if the number can be divided by 17, 0 otherwise) to train the network. We can generate this dataset by simply iterating over a range of numbers and checking if each number can be divided by 17.
- **Training the network:** We can use a variant of gradient descent, such as stochastic gradient descent, to train the network on the training data. During training, the network will adjust the

Prime N	Solution by ChatGPT on divisibility by N
2	To check if an integer can be divided by 2, you only need to check if its last (least significant) digit is even or odd. If the last digit is even (0, 2, 4, 6, or 8), then the number is divisible by 2. Otherwise, if the last digit is odd (1, 3, 5, 7, or 9), then the number is not divisible by 2. [Correct]
3	To check if an integer can be divided by 3, you can add up the digits of the number, and if the resulting sum is divisible by 3, then the original number is also divisible by 3. [Correct]
5	To check if an integer can be divided by 5, you only need to check if its last (least significant) digit is either 0 or 5. If the last digit is 0 or 5, then the number is divisible by 5. Otherwise, if the last digit is any other digit, then the number is not divisible by 5. [Correct]
7	To check if an integer can be divided by 7, there are different methods, including: <ul style="list-style-type: none"> • Casting out sevens method: This method involves separating the last digit of the number, doubling it, and subtracting the result from the remaining truncated number. If the result is divisible by 7, then the original number is also divisible by 7. This process can be repeated until the remaining number is small enough to check by inspection. [Correct] • Divisibility rule of 7: This rule states that if you take the last digit of the number, multiply it by 2, and then subtract this result from the remaining truncated number, the result must be either 0 or a multiple of 7 for the original number to be divisible by 7. [Correct] • Alternating sum method: This method involves adding and subtracting alternate digits of the number, starting from the rightmost digit. If the final result is either 0 or a multiple of 7, then the original number is divisible by 7. [Wrong]
11	To check if an integer can be divided by 11, there are different methods, including: <ul style="list-style-type: none"> • Alternating sum method: This method involves adding and subtracting alternate digits of the number, starting from the rightmost digit. If the final result is either 0 or a multiple of 11, then the original number is divisible by 11. [Correct] • Divisibility rule of 11: This rule states that if you take the alternating sum of the digits of the number (as described in the first method), and the result is a multiple of 11, then the original number is divisible by 11. [Correct] • Subtracting and comparing method: This method involves subtracting the last digit of the number from the truncated number formed by the remaining digits, and repeating this process until you obtain a number that is either divisible by 11 or less than 11. If the final result is divisible by 11, then the original number is also divisible by 11. [Correct]

Table 7: Solutions given by ChatGPT on the question “how to check if an integer can be divided by N ” for $N = 2, 3, 5, 7$ and 11. The bold face texts “**[Correct]**” or “**[Wrong]**” indicate whether the response from ChatGPT is a mathematically correct statement or not.

weights and biases of the neurons to minimize the difference between its predicted outputs and the true labels in the training data.

- Testing the network: Once the network is trained, we can test its performance on a separate set of test data. This will give us an idea of how well the network can generalize to new inputs.

Note that while this approach may work for small input numbers, it may not be practical for very large numbers since the input layer would need to have 17^n neurons to handle n -digit numbers. In practice, other algorithms such as modular arithmetic or division can be used for large numbers.

The solution is not incorrect, and indeed it should work since the modulus function is used as input neurons.

Next we changed the prompt as below:

Prompt: Can you design a deep learning algorithm to determine if a number can be divided by 17 without using the modulus function?

ChatGPT: Yes, we can design a deep learning algorithm to determine if a number can be divided by 17 without using the modulus function. One approach is to use a type of neural network called a recurrent neural network (RNN), which can be trained to recognize patterns in sequences of data. Here’s one way we could design the RNN:

Prime N	Solution by ChatGPT on divisibility by N
13	<p>To check if an integer can be divided by 13, there are different methods, including:</p> <ul style="list-style-type: none"> • Divisibility rule of 13: This rule states that if you take the last digit of the number, multiply it by 4, and then subtract this result from the truncated number formed by the remaining digits, the result must be either 0 or a multiple of 13 for the original number to be divisible by 13. [Wrong] • Casting out thirteens method: This method involves separating the last digit of the number, multiplying it by 9, and then subtracting the result from the truncated number formed by the remaining digits. We repeat this process with the new number, and continue until we obtain a number that is either divisible by 13 or is less than 13. If the final result is divisible by 13, then the original number is also divisible by 13. [Correct] • Modular arithmetic: This method involves calculating the remainder of the number when divided by 13 using the modulo operator (%). If the remainder is 0, then the number is divisible by 13. Otherwise, it is not divisible by 13. [Correct]
17	<p>To check if an integer can be divided by 17, there are different methods, including:</p> <ul style="list-style-type: none"> • Divisibility rule of 17: This rule states that if you take the last digit of the number, multiply it by 5, and then subtract this result from the truncated number formed by the remaining digits, the result must be either 0 or a multiple of 17 for the original number to be divisible by 17. [Correct] • Casting out seventeens method: This method involves separating the last digit of the number, multiplying it by 7, and then subtracting the result from the truncated number formed by the remaining digits. We repeat this process with the new number, and continue until we obtain a number that is either divisible by 17 or is less than 17. If the final result is divisible by 17, then the original number is also divisible by 17. [Wrong] • Modular arithmetic: This method involves calculating the remainder of the number when divided by 17 using the modulo operator (%). If the remainder is 0, then the number is divisible by 17. Otherwise, it is not divisible by 17. [Correct]
19	<p>To check if an integer can be divided by 19, there are different methods, including:</p> <ul style="list-style-type: none"> • Divisibility rule of 19: This rule states that if you take the last two digits of the number, multiply the tens digit by 2 and add it to the units digit, and then subtract this result from the truncated number formed by the remaining digits, the result must be either 0 or a multiple of 19 for the original number to be divisible by 19. [Wrong] • Casting out nineteens method: This method involves separating the last digit of the number, multiplying it by 2, and then subtracting the result from the truncated number formed by the remaining digits, multiplied by 10. We repeat this process with the new number, and continue until we obtain a number that is either divisible by 19 or is less than 19. If the final result is divisible by 19, then the original number is also divisible by 19. [Wrong] • Modular arithmetic: This method involves calculating the remainder of the number when divided by 19 using the modulo operator (%). If the remainder is 0, then the number is divisible by 19. Otherwise, it is not divisible by 19. [Correct]

Table 8: Continuation of Table 7: solutions given by ChatGPT on the question “how to check if an integer can be divided by N ” for $N = 13, 17$ and 19 . The bold face texts “**[Correct]**” or “**[Wrong]**” indicate whether the response from ChatGPT is a mathematically correct statement or not.

- Input encoding: We can encode the input number as a binary sequence, where each bit represents a power of 2. For example, if the input number is x , we can represent it as a binary sequence (a_1, a_2, \dots, a_n) , where $x = a_1 \cdot 2^0 + a_2 \cdot 2^1 + \dots + a_n \cdot 2^{n-1}$.
- Hidden layers: We can use one or more layers of Long Short-Term Memory (LSTM) cells as the hidden layers of the RNN. LSTM cells are designed to capture long-term dependencies in sequential data.

- Output layer: The output layer will consist of a single neuron, which will output a value between 0 and 1 indicating the probability that the input number can be divided by 17. If the output value is greater than 0.5, we can say that the number can be divided by 17.
- Training data: We will need a dataset of input numbers and their corresponding labels (1 if the number can be divided by 17, 0 otherwise) to train the network. We can generate this dataset by iterating over a range of numbers and checking if each number can be divided by 17.
- Training the network: We can use a variant of backpropagation through time (BPTT) to train the RNN on the training data. During training, the network will adjust the weights and biases of the neurons to minimize the difference between its predicted outputs and the true labels in the training data.
- Testing the network: Once the network is trained, we can test its performance on a separate set of test data. This will give us an idea of how well the network can generalize to new inputs.

The key idea behind this approach is to use the binary encoding of the input number to create a sequence of bits that the LSTM cells can process. The LSTM cells will learn to recognize patterns in this sequence that are indicative of divisibility by 17. Since the network does not use the modulus function, it can handle very large input numbers. However, it may require a large number of LSTM cells and a long training time to achieve good performance.

The solution above essentially builds a One-gram from a binary representation of integers, and it is not expected to work well. In summary, ChatGPT is unable to provide a satisfactory solution to the problem of determining integer divisibility via deep neural networks. However, we stress that these experiments were performed in March 2023, and it is likely that future version of ChatGPT can address the problems outlined above.

5 Final Conclusions

In the current study, we tested multiple architectures of deep neural networks and feature engineering approaches, and evaluated the scenario of determining divisibility of large finite integers (up to $2^{32} - 1$) by small prime numbers. Most of the results are self-evident to explain and can be intuitive. Our general observations are that regardless of the network framework or the complexity of the network structure, the performance to predict prime number divisibility critically depends on feature space fed into the deep learning models. Widely used AutoML pipelines are not sufficient to help create useful features unless they understand the specific scientific questions under study. We proposed linearly solvable solution to the problem using ordinary linear regression on Fourier series, and showed its generalizability to other integers (not necessarily prime). To conclude, feature engineering remains an important task to improve the performance, increase the interpretability and reduce complexity of machine-learning models, even in the era of AutoML and large-language models.

6 Acknowledgements

This project originated from a discussion between Umair Ahsan (CHOP), Qian Liu (UNLV) and Kai Wang (CHOP/Penn) during the peak of COVID-19. We are grateful to Drs. Xin Sun (Penn) and Herman Gluck (Penn) for their support in pursuing scientific interests of our choosing.

References

- [1] Anders Krogh. What are artificial neural networks? *Nature biotechnology*, 26(2):195–197, 2008.
- [2] Harsh Kukreja, N Bharath, CS Siddesh, and S Kuldeep. An introduction to artificial neural network. *Int J Adv Res Innov Ideas Educ*, 1:27–30, 2016.
- [3] Yann Lecun, B. Boser, J. S. Denker, D. Henderson, R. E. Howard, W. Hubbard, and L.D. Jackel. Handwritten digit recognition with a back-propagation network. In David Touretzky, editor, *Advances in Neural Information Processing Systems (NIPS 1989)*, Denver, CO, volume 2. Morgan Kaufmann, 1990.
- [4] Yann LeCun, Léon Bottou, Yoshua Bengio, and Patrick Haffner. Gradient-based learning applied to document recognition. *Proceedings of the Institute of Radio Engineers*, 86(11):2278–2323, 1998.
- [5] Jiuxiang Gu, Zhenhua Wang, Jason Kuen, Lianyang Ma, Amir Shahroudy, Bing Shuai, Ting Liu, Xingxing Wang, Gang Wang, Jianfei Cai, and Tsuhan Chen. Recent advances in convolutional neural networks. *Pattern Recogn.*, 77(C):354–377, may 2018.

- [6] Yoshua Bengio, Réjean Ducharme, Pascal Vincent, and Christian Janvin. A neural probabilistic language model. In *Journal of machine learning research*, 2003.
- [7] Wim De Mulder, Steven Bethard, and Marie-Francine Moens. A survey on the application of recurrent neural networks to statistical language modeling. *Computer Speech & Language*, 30, 01 2014.
- [8] Jacob Devlin, Ming-Wei Chang, Kenton Lee, and Kristina Toutanova. BERT: pre-training of deep bidirectional transformers for language understanding. In Jill Burstein, Christy Doran, and Thamar Solorio, editors, *Proceedings of the 2019 Conference of the North American Chapter of the Association for Computational Linguistics: Human Language Technologies, NAACL-HLT 2019, Minneapolis, MN, USA, June 2-7, 2019, Volume 1 (Long and Short Papers)*, pages 4171–4186. Association for Computational Linguistics, 2019.
- [9] Tianyang Lin, Yuxin Wang, Xiangyang Liu, and Xipeng Qiu. A survey of transformers. *AI Open*, 3:111–132, 2022.
- [10] K. Han, Y. Wang, H. Chen, X. Chen, J. Guo, Z. Liu, Y. Tang, A. Xiao, C. Xu, Y. Xu, Z. Yang, Y. Zhang, and D. Tao. A survey on vision transformer. *IEEE Transactions on Pattern Analysis & Machine Intelligence*, 45(01):87–110, jan 2023.
- [11] Salman Khan, Muzammal Naseer, Munawar Hayat, Syed Waqas Zamir, Fahad Shahbaz Khan, and Mubarak Shah. Transformers in Vision: A Survey. *arXiv e-prints*, page arXiv:2101.01169, jan 2021.
- [12] Prakhar Ganesh, Yao Chen, Xin Lou, Mohammad Ali Khan, Yin Yang, Hassan Sajjad, Preslav Nakov, Deming Chen, and Marianne Winslett. Compressing Large-Scale Transformer-Based Models: A Case Study on BERT. *Transactions of the Association for Computational Linguistics*, 9:1061–1080, 09 2021.
- [13] Alex Krizhevsky, Ilya Sutskever, and Geoffrey E Hinton. Imagenet classification with deep convolutional neural networks. In *Advances in Neural Information Processing Systems*, volume 25. IEEE, 2012.
- [14] Kaiming He, Xiangyu Zhang, Shaoqing Ren, and Jian Sun. Deep residual learning for image recognition. In *2016 IEEE Conference on Computer Vision and Pattern Recognition (CVPR)*, pages 770–778, 2016.
- [15] Zihang Dai, Zhilin Yang, Yiming Yang, Jaime Carbonell, Quoc Le, and Ruslan Salakhutdinov. Transformer-XL: Attentive language models beyond a fixed-length context. In *Proceedings of the 57th Annual Meeting of the Association for Computational Linguistics*, pages 2978–2988, Florence, Italy, July 2019. Association for Computational Linguistics.
- [16] Joseph Redmon, Santosh Divvala, Ross Girshick, and Ali Farhadi. You only look once: Unified, real-time object detection. In *2016 IEEE Conference on Computer Vision and Pattern Recognition (CVPR)*, pages 779–788, 2016.
- [17] Xin He, Kaiyong Zhao, and Xiaowen Chu. AutoML: A survey of the state-of-the-art. *Knowledge-Based Systems*, 212:106622, 2021.
- [18] R. Choksi. *Partial Differential Equations: A First Course*. Pure and Applied Undergraduate Texts. American Mathematical Society, 2022.
- [19] Wikipedia contributors. Divisibility rule — Wikipedia, the free encyclopedia, 2023. [Online; accessed 23-March-2023].