

RPTQ: Reorder-based Post-training Quantization for Large Language Models

Zhihang Yuan*
Houmo AI

Lin Niu* **Jiawei Liu** **Wenyu Liu** **Xinggang Wang†**
Huazhong University of Science & Technology

Yuzhang Shang
Illinois Institute of Technology

Guangyu Sun
Peking University

Qiang Wu
Houmo AI

Jiaxiang Wu
Tencent AI Lab

Bingzhe Wu†
Tencent AI Lab

Abstract

Large-scale language models (LLMs) have demonstrated outstanding performance on various tasks, but their deployment poses challenges due to their enormous model size. In this paper, we identify that the main challenge in quantizing LLMs stems from the different activation ranges between the channels, rather than just the issue of outliers. We propose a novel reorder-based quantization approach, RPTQ, that addresses the issue of quantizing the activations of LLMs. RPTQ rearranges the channels in the activations and then quantizes them in clusters, thereby reducing the impact of range difference of channels. In addition, we reduce the storage and computation overhead by avoiding explicit reordering. By implementing this approach, we achieved a significant breakthrough by pushing LLMs to 3 bit activation for the first time. The code is in <https://github.com/hahnyuan/RPTQ4LLM>.

1 Introduction

Large-scale language models (LLMs) have shown remarkable performance across various tasks, but their deployment presents challenges due to their massive model size. For instance, the OPT-66B model [33] contains 66 billion parameters, which demand substantial memory to store. As the sequence length and batch size increase, the problem of memory consumption becomes more severe because activations also consume a significant amount of memory, such as the key and value cache. However, a single GPU or server does not possess sufficient memory capacity to store such massive model weights and intermediate activations. As a result, the LLM needs to be partitioned into multiple chunks and stored in different devices. Since weights and activations are stored on different devices, data must be transferred between these devices during computation, resulting in significant bandwidth and energy consumption [1; 24].

To overcome the challenges posed by LLMs in terms of their enormous model size, model quantization has emerged as a promising approach. This technique involves the quantization of both the weights and activations of the LLMs using low-bit integers, which leads to a significant reduction in the cost associated with storing and running these models. Specifically, quantization helps reduce memory requirements for saving the tensors and accelerates compute-intensive operations such as Matrix Multiplication and linear layers. By quantizing the weights and activations, the storage and

* Equal contribution. hahnyuan@gmail.com, linniu@hust.edu.cn. † Corresponding author. xg-wang@hust.edu.cn, bingzhewu@tencent.com. This work was done when Lin Niu and Jiawei Liu were interns at Houmo AI.

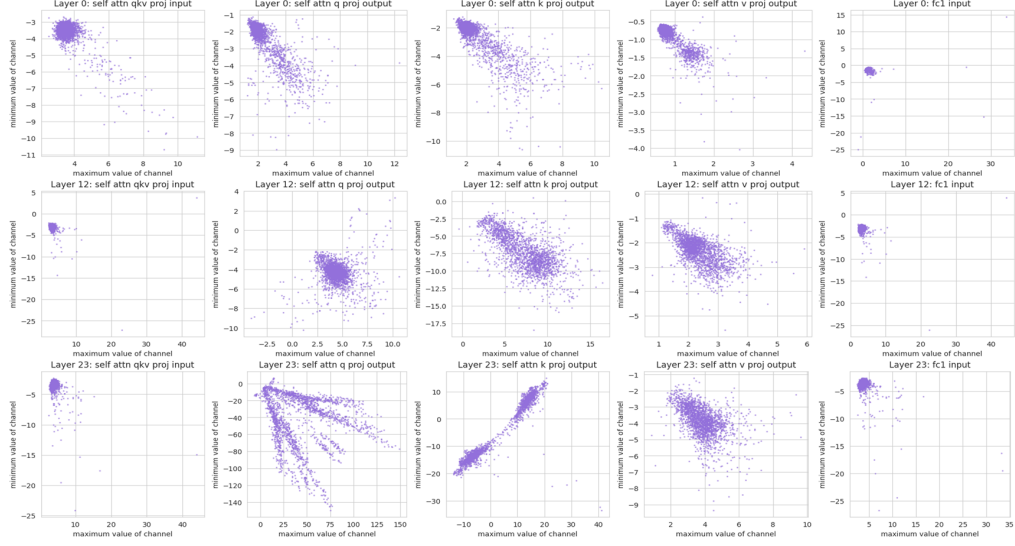


Figure 1: Demonstration of the distribution of different channels in OPT decoder layers. Each point is (maximum value, minimum value) of a channel in the activation. See Appendix A.1 for more results.

communication overhead is reduced, leading to improved efficiency and faster inference times. Quantization of deep neural networks is typically divided into two categories: post-training quantization (PTQ) and quantization-aware training (QAT). While QAT methods can lead to higher accuracy in most cases, they require significant computational resources to train the models, making them less practical for LLMs that already have significant training costs. On the other hand, PTQ methods involve quantizing pre-trained models, which makes them more feasible for large models with high computational and memory requirements. In this paper, we focus on PTQ for LLMs.

Quantizing the activations of LLMs is a challenging task due to the significant variations in the magnitudes of numerical values among different channels², as shown in Figure 1. Two observations can be made from this figure: 1) Some channels exhibit significant outliers, with maximum or minimum values that are hundreds of times larger than those of other channels. Previous studies [27; 9] have also identified this issue and proposed special treatment for outliers. 2) Different channels exhibit significant difference in the range of values. Quantizing different channels using the same quantization parameter can lead to substantial quantization errors. Even if two channels have the same absolute value of outliers, they can exhibit strong difference in the range of numerical values. For instance, one channel may have a range of -100 to -50, while another channel may have a range of 80 to 100. Using the same quantization parameters for these "outlier" channels can lead to significant quantization errors, which is a challenge that has not been effectively addressed in previous works.

To address the issue of the range difference on the activations, we propose a novel reorder-based post-training quantization approach, RTPQ. This method involves clustering channels in activations that exhibit similar value ranges, followed by the quantization with the same quantization parameter to the values within each cluster. Consequently, channels displaying considerable discrepancies in numerical ranges can utilize distinct quantization parameters, which leads to a considerable reduction in quantization error. Furthermore, we propose strategies to avoid explicit reordering, thereby decreasing computational overhead and enhancing inference efficiency. Initially, we reorder the weights of linear layers, enabling them to directly produce activations in a sorted order. Additionally, we propose a modified Layer Normalization to yield reordered activations directly, obviating the necessity for explicit channel adjustments during the inference process.

Our experiments demonstrate that RTPQ is an effective solution for addressing the issue of quantizing the activations of LLMs. Clustering the channels in only a small number of clusters can significantly reduce quantization errors and improve the accuracy of quantized LLMs. The results show that we achieved a breakthrough by pushing LLM models to 3-bit activation for the first time. This achievement shows the potential for significant reductions in memory and computation requirements for LLMs while maintaining high levels of accuracy.

²For simplicity, we use the term "channel" to refer to the dimension of the hidden size.

2 Related Work

2.1 Large Language Model

Large Language Models (LLMs) have shown immense potential for various applications. Since the introduction of scaling transformers, several large language models have been developed [10; 4; 23; 32; 2; 25]. These models have all demonstrated remarkable performance, but at the expense of billions of model parameters and huge memory consumption. In this work, we focus on addressing the problem of quantizing the activation of OPT [33]. Further investigations on other networks will be conducted in future research.

2.2 Quantization

Quantization is an important technique for reducing the computational and memory requirements of deep neural networks (DNNs). There are two main categories of quantization methods for DNNs: post-training quantization (PTQ) [34; 26; 20; 16; 31] and quantization-aware training (QAT) [6; 35; 5; 14]. PTQ methods involve quantizing pre-trained models, while QAT methods involve training models with quantization constraints.

While QAT methods have been shown to improve the accuracy of DNNs in some cases, they require significant computational resources to train the models. For instance, LSQ introduces a differentiable quantization function, which enables gradient-based optimization during training [11]. LSQ involves quantizing and de-quantizing the activation and weights, which requires additional computations. Additionally, LSQ involves optimizing the quantization parameters, which requires extra training epochs to solve and update the gradient of the parameters. This makes them less practical for large-scale language models (LLMs) that already have high training costs. In contrast, PTQ methods are more feasible for LLMs, as they involve quantizing pre-trained models, which do not require additional training time.

Recently, there are some multi-billion scale transformer quantization methods designed for LLMs. ZeroQuant [28] proposes a fine-grained quantization scheme that can be applied to both weights and activations. It treats each layer of the transformer as a small neural network and uses the FP model to distill the quantization model. nuQmm [21] utilizes group-wise binary-coding non-uniform quantization scheme, and propose a specialized multiplicative kernel to speed up the operation. LLM.int8() [9] observes that a significant contributor to poor quantization performance is outliers in activations. The method fixes this with mixed-precision quantization. SmoothQuant [27] migrates the quantization difficulty from activations to weights by proposing a mathematically equivalent per-channel scaling transformation. This transformation smooths the magnitude across channels, making the model quantization-friendly. GPTQ [12] uses second-order approximation to quantize weights, enabling the weight quantization of LLMs into 4-bit - the first post-training method to do so. However, these methods can only achieve the quantization of activations to 8 bits. Comprehensive study [29] has improved ZeroQuant, treating each linear layer of the transformer as a small neural network for distillation, and achieved usable performance at W4A8 quantization.

PTQ-SL [30] proposed that adjusting the channel order of weights can lead to higher accuracy in finely-quantized networks. However, PTQ-SL mainly focuses on the quantization of weights in convolutional networks, and does not address the quantization issues of activations. PGQ [3] employs a range-based permutation of the embedding dimensions and share quantization parameters among elements in the same group to address the problem of activation quantization. Nonetheless, it only consider for the dynamic range and utilizes uniformly divided groups, rendering it less efficacious for LLMs.

3 PTQ on LLM

3.1 Post-training Quantization

Quantization is a powerful technique for compressing neural networks. The asymmetric uniform quantization transform a float value x to k bits integer x_q as follows:

$$x_q = Q_k(x, s, z) = \text{clamp}(\text{round}(\frac{x}{s}) + z, -2^{k-1}, 2^{k-1} - 1), \quad (1)$$

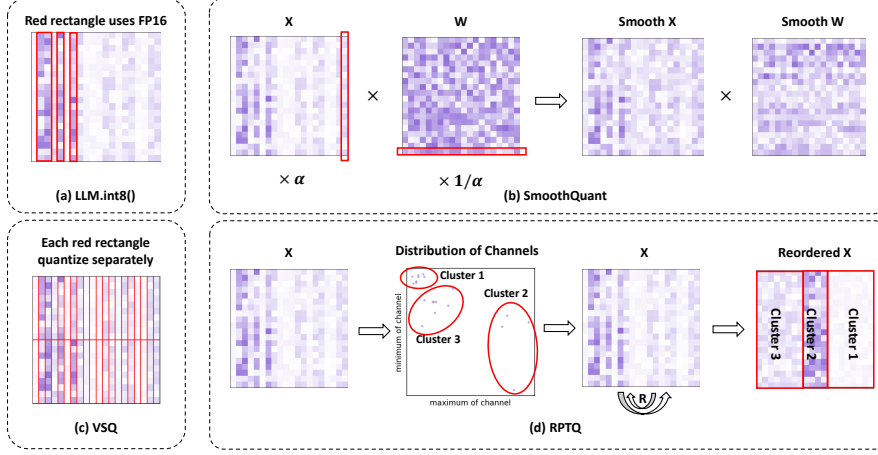


Figure 2: Demonstration of different methods to address the problem in quantizing activations.

where s represents the scaling factor, z denotes the zero point, and the clamp function constrains the value within the range of a k -bit integer, specifically $[-2^{k-1}, 2^{k-1} - 1]$. For a 4-bit integer, the range is $[-8, 7]$. The integer x_q can be de-quantized to $\hat{x} = s(x_q - z) \approx x$, where \hat{x} is referred to as the simulated value. The quantization parameters, scale factor s , and zero point z must be stored in memory for both quantization and de-quantization processes. To further reduce the storage and computational overhead of quantization, multiple weights or activation values $X = \{x_1, \dots, x_n\}$ share the same quantization parameters. Non-uniform quantization techniques can improve the quantization accuracy of large-scale language models, but the required specialized hardware is not widely accessible [13]. In contrast, uniform quantization is a more practical and feasible approach that can be efficiently executed on regular hardware devices. Therefore, our study focuses on uniform quantization techniques.

There are three steps in post-training quantization (PTQ). The first step is to specify the quantization settings, which include the bit-width and quantization type. The bit-width determines the number of bits used to represent a numerical value in a quantized format. The quantization types include static and dynamic quantization. Static quantization is a method in which the quantization parameters of activations are computed prior to deployment, and all inputs during runtime are quantized using the same set of parameters. Dynamic quantization, on the other hand, set the quantization parameters during runtime [28]. Dynamic quantization is generally more accurate than static quantization, as it can adapt to the distribution of activations. However, it can result in slower inference times, as the quantization parameters should be computed on-the-fly for each input data. We focus on static quantization in this paper.

Next, a calibration dataset consisting of input samples is used to compute the activations of each layer. The purpose of this step is to capture the distribution of numerical values that are likely to appear during inference. Finally, the quantization parameters for activations and weights are selected. There are many methods to select the parameters. One commonly used method is MinMax quantization. This method involves computing the maximum value $X_{max} = \max(X)$ and minimum value $X_{min} = \min(X)$ of tensor X that share the quantization parameters. The scaling factor s and zero point z are set as follows:

$$s = \frac{X_{max} - X_{min}}{2^k}, \quad z = -\text{round}\left(\frac{X_{max} + X_{min}}{2s}\right). \quad (2)$$

3.2 Challenges in Activation Quantization

Recently, the weights of LLMs have been successfully quantized to 4 bits or even lower [12] with PTQ. However, quantizing the activations in LLMs remains a challenging task. As shown in Figure 1, the activations in LLMs exhibit significant variations in value range across different channels, which can have a significant impact on the quantization process. Per-tensor quantization techniques, which quantize the entire tensor using the same quantization parameters, may not be effective. The reason is setting the quantization range to cover a large value range may result in channels with small

numerical values taking a large quantization error, while setting it to cover a small value range may lead to significant truncation of outliers and resulting in significant quantization errors. For instance, one channel may have a range of -100 to -50, while another channel may have a range of 80 to 100. Attempting to cover their ranges by quantizing from -100 to 100 would result in a significant quantization error for both channels.

Previous research has proposed several methods to address the issue of quantizing activations in LLMs. As shown in Figure 2(a), LLM.int8() [9] utilizes mixed-precision quantization by using high-precision data types (FP16) to quantize the outliers in activations and low-precision data types (INT8) for the remaining values. Using FP16 for these few exceptional channels can prevent errors caused by quantization. As shown in Figure 2(b), SmoothQuant [27] tackles the quantization difficulty by introducing a mathematically equivalent per-channel scaling transformation that smooths the magnitude across channels, making the activations more amenable to quantization. Specifically, the activation channels with large values are multiplied by a small factor α , and the corresponding weights for processing these channels in the next layer are multiplied by $1/\alpha$. However, SmoothQuant may not be effective in addressing the high variance of value range across channels. Additionally, this approach may also lead to issues with weight quantization. As shown in Figure 2(c), Per-vector scaled quantization (VSQ) [7; 15; 9], has been proposed sharing quantization parameters for adjacent columns or rows of n activation values. Although the approach of setting a quantization parameter for adjacent n values can help alleviate the issue of varying numerical values, the computation and storage overhead of calculating and storing these parameters for each set can be significant.

4 Reorder-based Quantization

4.1 Clustering and Reordering of Channels

As described in above section, there are significant differences among channels in the activations. To solve this problem, we propose a novel reorder-based quantization approach. The main idea of this approach is to rearrange the channels in the activations and quantize them in clusters.

To implement our reorder-based quantization approach, we first utilize a calibration dataset as input for inference, from which we derive the maximum and minimum values for each activation channel. Subsequently, we employ the K-Means algorithm [17] to categorize the distinct channels into g clusters, based on the points formed by each channel’s maximum and minimum values. Once the clusters are established, we proceed with channel reordering by positioning channels from the same cluster in close proximity. As a result, channels with analogous maximum and minimum values are assembled together and share a common set of quantization parameters. Following the reordering process, we quantize the activations within each cluster. In particular, we calculate the quantization parameters (scale s and zero point z) individually for each cluster, ensuring that these parameters are specifically tailored to the corresponding channel. This method guarantees optimization of the quantization process for every cluster, ultimately reducing the quantization error.

We formalize the reorder process as follows: Let $X \in \mathbb{R}^{B \times N \times C}$ be the activation tensor, where B is the batch size, C is the number of channels and N is the number of tokens. We first compute the minimum and maximum values of each channel, denoted as $X_{\min} \in \mathbb{R}^C$ and $X_{\max} \in \mathbb{R}^C$, respectively, using the calibration dataset:

$$X_{\min} = \min_{n=1}^N \min_{b=1}^B X_{b,n}, \quad X_{\max} = \max_{n=1}^N \max_{b=1}^B X_{b,n}. \quad (3)$$

Then, we group the channels into g clusters using K-means clustering based on the values of $(X_{\min,i}, X_{\max,i})$ for each channel. Let S^1, S^2, \dots, S^g be the sets of channels’ indexes in each cluster, where $S^i \subseteq \{1, 2, \dots, C\}$ and $\bigcup_{i=1}^g S^i = \{1, 2, \dots, C\}$. Finally, we reorder the channels in X based on the cluster assignments. S is defined as $S = [S^1, S^2, \dots, S^g]$ which represents all the indices. We obtain the reordered activation tensor $\tilde{X}_{::,i} = X_{::,S_i}$.

As illustrated in Figure 2, our approach presents several advantages compared to previous methods. Firstly, our technique is more adept at addressing the challenge of channel difference in activations. By grouping channels with similar magnitudes, it diminishes the influence of both outliers and range differences. Secondly, our method exhibits computational efficiency, as it only requires managing quantization parameters for each cluster rather than each individual channel or vector. This aspect

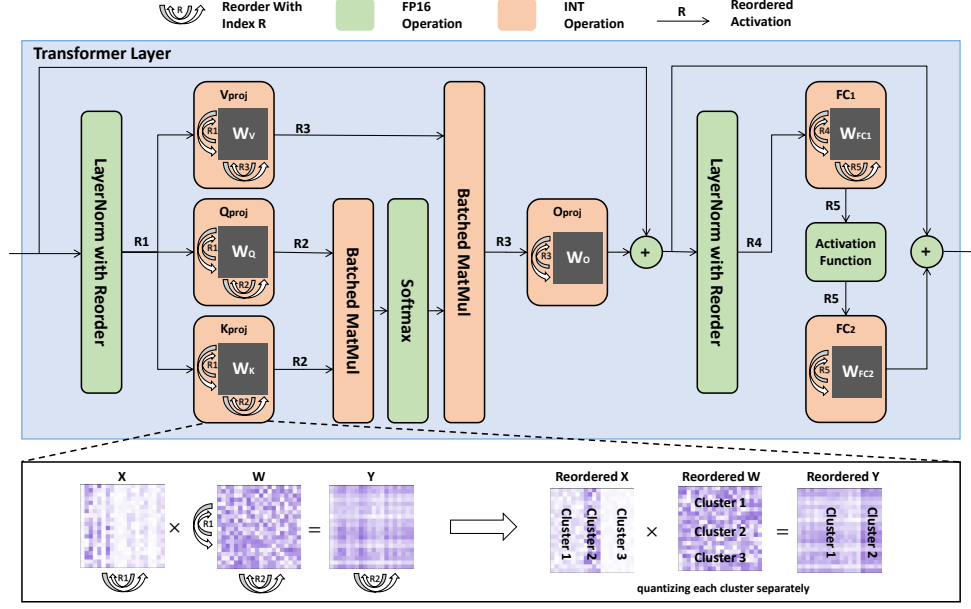


Figure 3: An overview of the inference process for a quantized transformer layer with reordered weight and activation. The reordering indexes are represented by the symbols R1 to R5. Below the figure illustrates how the weights and activations are reordered in a linear layer, where points with darker colors represent larger values.

considerably mitigates computational and storage overheads, further enhancing the efficacy of our approach.

4.2 Avoid Explicit Reordering and Misalignment

Explicit reordering is an operation in which the channels in activations are rearranged during run-time by physically relocating the data of different channels from one memory location to another. The reordering process can be time-consuming, particularly for large-scale models with a high number of channels. Additionally, storing both source and target activation tensors contributes to memory overhead. In this section, we propose several methods to circumvent explicit reordering.

Firstly, we propose a modification to the LayerNorm operation to facilitate direct output of reordered activations. Specifically, after calculating the LayerNorm results for each channel, the computation unit stores the outcome back to DRAM using an address composed of a base address and an offset based on the channel index and reorder index. This enables LayerNorm to directly store the results as reordered activations without affecting the weight and bias parameters of the transformer layer. As illustrated in Figure 3, we have modified the two LayerNorm operations in the transformer layer to output reordered activations directly.

Secondly, we adjust the weight parameters of the network to allow linear layers to directly accept reordered activations and output reordered activations. Let $W \in \mathbb{R}^{C2 \times C1}$ be the weight matrix, we adjust the dimension $C1$ to be the reordered indices of the input activation, and the dimension $C2$ to be the reordered indices of the output activation. The original computation of a linear layer can be expressed as $Y = \text{bmm}(X, W)$, where bmm denotes batched matrix multiplication. After the weight transformation, the new weight matrix \tilde{W} is obtained by rearranging the rows and columns of the original weight matrix W based on the index of the reordered activations. The modified linear layer can be expressed as $\tilde{Y} = \text{bmm}(\tilde{X}, \tilde{W})$, where \tilde{Y} is the output activation. The channel ordering of output tensor \tilde{Y} adheres to the same order as the channel ordering of dimension $C2$ of the weight. This approach also reduces overhead related to explicit reordering and enhances network efficiency.

Misalignment between two tensors' channels refers to a situation in which the ordering of channels in one tensor differs from that in the other tensor. This can occur when applying operations such as

Table 1: Perplexity scores of various models under diverse quantization configurations on three datasets: WikiText2 (WIKI), Pen Treebank (PT), and C4.

Model	OPT-1.3b			OPT-6.7b			OPT-13b			OPT-30b			OPT-66b		
Task	WIKI	PT	C4	WIKI	PT	C4	WIKI	PT	C4	WIKI	PT	C4	WIKI	PT	C4
FP16	14.63	16.96	14.72	10.86	13.09	11.74	10.13	12.34	11.20	9.56	11.84	10.69	9.34	11.36	10.28
W4A16	14.78	17.21	14.92	11.18	13.62	12.07	10.29	12.45	11.27	9.55	11.91	10.74	9.30	11.42	10.31
W4A8	15.39	17.79	15.48	11.21	13.74	12.11	10.90	13.40	11.62	10.22	12.41	11.01	9.46	11.73	10.57
W4A4	16.88	19.23	16.55	12.00	15.17	12.85	12.74	15.76	14.71	11.15	14.11	13.48	12.23	18.87	15.93
W4A4KV	15.26	17.65	15.37	11.26	13.44	12.03	10.59	12.80	11.54	9.99	12.18	11.01	9.75	11.64	10.61
W4A3KV	17.22	19.94	16.92	11.92	14.13	12.61	11.15	13.90	12.04	11.62	14.95	11.96	10.88	14.69	11.36
W3A3KV	18.45	21.33	18.26	12.42	14.48	13.13	11.47	14.08	12.41	11.76	14.98	12.22	11.47	15.03	11.75

matrix multiplication or element-wise addition between tensors with different channel orders. In such instances, misalignment can cause errors in calculation, leading to incorrect results. It is crucial to ensure that the tensors’ channel orders are aligned to prevent such errors.

In the Transformer layer, there is a residual connection wherein the layer input is added to the output of the out projection layer, and the result is added to the output of the final linear layer. If the out projection layer’s output is reordered, the channels would not align with those of the input. The same applies to the output of the final linear layer. We refrain from reordering the output of the out projection layer and the final linear layer to maintain channel consistency with the original input.

Lastly, the query X^Q and the key X^K in self-attention should share the same reordering index to avoid misalignment in their matrix multiplication. We compute the maximum and minimum values of each channel in Q and K and combine them into a quaternion point $(X_{\max,i}^Q, X_{\min,i}^Q, X_{\max,i}^K, X_{\min,i}^K)$ for K-means clustering. The clustering result is then employed for reordering in both X^Q and X^K .

5 Experiments

5.1 Settings

We will evaluate our proposed reorder-based post-training quantization (RPTQ) on large language models. As our work focus on processing the problem in quantizing activations, we use GPTQ [12] to quantize the weights in LLMs³. We apply static quantization to all the weights and input activations. For each cluster of activation, we use the MinMax calibration to set the parameters of asymmetric quantization (scaling factor s and zero point z). The quantization of the output activation of LayerNorm and Softmax is performed at 8-bit precision. We calculate the index and reorder the R2 and R3 for each head in self-attention. We use 256 samples randomly selected from WikiText2 [19], Pen Treebank [18], and C4 [22] for calibration dataset. We report the advantages of using lower bit quantization in terms of memory consumption. Additionally, we conducted an ablation study on the number of clusters to explore the impact on the quantization performance.

5.2 Results on LLM

We conducted an experiment to evaluate OPT across various model scales. Specifically, we evaluated OPT’s performance under three distinct bit-width configurations: W4A16, W4A8, and W4A4. Here, W4A4 refers to weight quantization with 4 bits and activation quantization with 4 bits. Additionally, we developed a new quantization scheme, W4A4KV, W4A3KV, and W3A3KV, focusing solely on quantizing the key cache and value cache, which are the major memory consumers.

The same as GPTQ [12], we evaluate the perplexity and the prediction accuracy on various zero shot tasks. The results are presented in Table 1 and Table 2, respectively. From the table, we can make the following observations: In general, the performance of the models tends to decrease as the bit-width for activation quantization decreases. However, the degradation is not significant in most cases. For some tasks, there is less than a one percent decrease in performance or even an improvement. For instance, in the LAMBADA task, the 66b model with FP16 achieved an accuracy of 67.14%, while

³The GPTQ method is solely designed for weight quantization and cannot be used for activation quantization. For details on how to combine the GPTQ method for weight quantization with the RPTQ method for activation quantization, please refer to the Appendix A.3.

Table 2: Accuracy of various models under diverse quantization configurations on different zero-shot tasks: LAMBADA(OpenAI), PIQA, ARC(Easy), ARC(Challenge), OpenBookQA, BoolQ.

Task		LAMBADA(OpenAI) lambada					PIQA piqa				
Model	1.3b	6.7b	13b	30b	66b	1.3b	6.7b	13b	30b	66b	
FP16	57.98%	61.84%	68.60%	71.41%	67.14%	72.47%	74.53%	76.87%	78.01%	78.12%	
W4A16	57.46%	60.78%	68.50%	71.37%	67.06%	71.59%	74.80%	76.93%	78.29%	78.18%	
W4A8	52.39%	67.35%	62.44%	64.99%	67.02%	69.69%	75.89%	75.46%	76.93%	77.52%	
W4A4	49.34%	64.93%	60.23%	63.92%	68.50%	68.66%	75.40%	73.55%	76.16%	77.14%	
W4A4KV	52.90%	67.39%	62.77%	64.89%	69.99%	69.26%	76.00%	74.42%	76.65%	76.98%	
W4A3KV	47.02%	64.97%	61.05%	59.20%	66.23%	68.22%	75.73%	73.23%	67.46%	74.21%	
W3A3KV	42.84%	64.11%	60.02%	58.33%	65.28%	68.22%	74.64%	74.10%	67.51%	75.13%	

Task		ARC(Easy) clark2018think					ARC(Challenge) clark2018think				
Model	1.3b	6.7b	13b	30b	66b	1.3b	6.7b	13b	30b	66b	
FP16	51.05%	58.03%	61.91%	65.31%	64.68%	29.69%	33.61%	35.66%	38.05%	38.99%	
W4A16	51.17%	57.02%	61.82%	65.10%	64.89%	30.03%	32.59%	35.49%	37.96%	38.99%	
W4A8	48.35%	60.18%	60.94%	63.46%	64.60%	26.36%	34.04%	35.58%	37.45%	38.82%	
W4A4	47.55%	56.90%	58.41%	62.12%	63.76%	25.85%	34.30%	33.95%	36.17%	37.20%	
W4A4KV	47.76%	57.74%	58.54%	63.59%	63.67%	27.64%	33.95%	34.21%	37.37%	37.71%	
W4A3KV	46.29%	56.69%	56.10%	48.44%	59.00%	26.02%	33.95%	33.95%	30.71%	36.77%	
W3A3KV	44.02%	55.59%	53.74%	50.42%	57.65%	26.53%	32.16%	32.50%	30.71%	34.98%	

Task		OpenBookQA openbookqa					BoolQ boolq				
Model	1.3b	6.7b	13b	30b	66b	1.3b	6.7b	13b	30b	66b	
FP16	33.00%	38.00%	39.00%	40.20%	41.60%	57.73%	67.03%	65.90%	70.45%	70.85%	
W4A16	31.80%	37.40%	39.20%	40.60%	42.00%	58.99%	59.72%	66.66%	70.70%	70.55%	
W4A8	32.40%	38.00%	38.60%	39.40%	41.80%	46.88%	65.93%	66.57%	70.64%	71.07%	
W4A4	32.60%	38.40%	38.00%	38.60%	42.00%	41.37%	65.44%	58.47%	67.70%	70.24%	
W4A4KV	32.60%	38.40%	38.00%	39.80%	41.60%	43.33%	62.11%	62.47%	68.22%	70.79%	
W4A3KV	32.80%	36.80%	37.00%	34.00%	39.40%	42.84%	61.31%	57.76%	61.74%	67.06%	
W3A3KV	28.40%	35.20%	37.20%	32.40%	38.60%	46.23%	60.79%	65.07%	63.08%	67.49%	

the W4A4 configuration achieved 68.50%. For the key cache and value cache quantization schemes (W4A4KV, W4A3KV, and W3A3KV), it is noticeable that their performance are better. This suggests that focusing on quantizing key and value caches can be beneficial to maintain the performance while reducing memory consumption. In most cases, the performance of the quantized models is close to the FP16 baseline.

Other methods, such as SmoothQuant [27], encounters difficulties when attempting to push quantization to 4 bits⁴. The ignorance of range difference prevent them from successfully quantizing activations of LLMs at low bit-widths. By carefully considering the range distribution in activation values, our method achieves a significant breakthrough in quantizing LLMs with 3-bit activation quantization.

5.3 Memory Consumption

The huge memory consumption is a major challenge in the deployment of LLMs. Limited memory capacity can result in significant performance bottlenecks [24]. There are three sources contributing to the memory overhead of LLMs: Firstly, the storage of weights within device memory, which can be significantly reduced through weight quantization. Secondly, it is required to allocate device memory for temporary activations generated during network execution. As these temporary activations can be freed after use and the memory usage of attention matrices can be greatly reduced through operation fusion [8], their memory footprint is minimal. Lastly, the caching of key and value activations is necessary for predicting subsequent words. It is noteworthy that the key and value caches consume a majority of the memory when batch size and sequence length are high. Table 3 presents the memory usage under various settings, where we observe that lower-bit activations can substantially reduce the memory usage, particularly when the batch size and sequence length are high. Specifically, when the batch size is 64 and the sequence length is 8192, the W4A4 configuration under OPT-66b saves more than 900 GB of memory compared to the W4A16 configuration. Therefore, adopting activation quantization can greatly reduce the memory pressure in long-text tasks or large-batch scenarios.

Quantizing solely the key and value cache also considerably diminishes memory consumption. For example, the W4A4KV configuration utilizes 32.2 GB of memory for the OPT-66b model when employing a batch size of 1 and a sequence length of 2048. This is nearly equivalent to the memory

⁴Please see Appendix A.2

Table 3: Memory consumption (GB) of LLMs on different batch sizes and sequence lengths.

Batch Size		1			8			64		
Sequence Length		2048	4096	8192	2048	4096	8192	2048	4096	8192
OPT-13b	W16A16	26.2	27.9	31.4	38.5	52.5	80.7	136.9	249.4	474.5
	W4A16	7.9	9.6	13.1	20.2	34.2	62.4	118.6	231.1	456.1
	W4A8	7.0	7.9	9.7	13.4	20.6	35.2	64.2	122.4	238.6
	W4A4	6.6	7.1	8.0	10.0	13.8	21.6	37.1	68.0	129.9
	W4A4KV	6.7	7.2	8.3	10.6	15.0	23.9	41.7	77.4	148.6
	W4A3KV	6.6	7.0	7.9	9.8	13.4	20.7	35.3	64.6	123.0
OPT-30b	W3A3KV	5.0	5.5	6.4	8.2	11.9	19.2	33.8	63.0	121.5
	W16A16	59.4	62.3	68.1	79.7	102.9	149.3	242.0	427.5	798.6
	W4A16	17.0	19.9	25.7	37.3	60.5	106.9	199.6	385.2	756.2
	W4A8	15.6	17.1	20.1	26.0	38.0	61.8	109.5	204.9	395.7
	W4A4	14.9	15.7	17.3	20.4	26.7	39.3	64.5	114.8	215.4
	W4A4KV	15.0	15.9	17.7	21.2	28.3	42.6	71.0	127.9	241.7
OPT-66b	W4A3KV	14.8	15.6	17.0	19.9	25.7	37.2	60.3	106.5	198.8
	W3A3KV	11.3	12.0	13.5	16.4	22.1	33.7	56.8	102.9	195.3
	W16A16	128.1	133.0	142.7	162.1	200.9	278.5	433.8	744.3	1365.3
	W4A16	35.7	40.5	50.2	69.6	108.4	186.1	341.3	651.9	1272.9
	W4A8	33.3	35.8	40.7	50.6	70.5	110.1	189.5	348.1	665.4
	W4A4	32.1	33.4	36.0	41.2	51.5	72.2	113.5	196.2	361.6
OPT-66b	W4A4KV	32.2	33.7	36.5	42.2	53.6	76.4	122.0	213.1	395.4
	W4A3KV	32.0	33.1	35.4	39.9	49.0	67.2	103.7	176.5	322.3
	W3A3KV	24.3	25.4	27.7	32.2	41.3	59.5	96.0	168.8	314.6

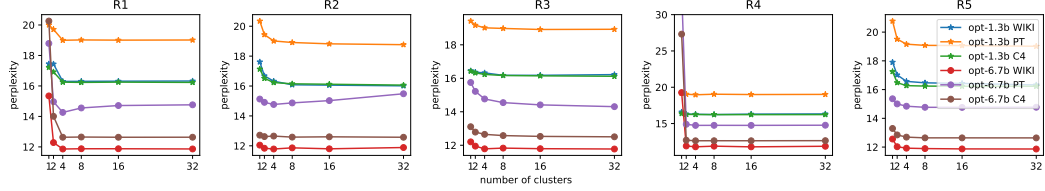


Figure 4: The ablation study to evaluate the performance of the clustering method under the W16A4 configuration. We tested different numbers of clusters (1, 2, 4, 8, and 32) for R1 to R5.

usage of the W4A4 configuration (32.1 GB); while the network prediction accuracy is superior with the KV configuration. Reducing the activation quantization to 3 bits can further contribute to a decline in memory consumption.

5.4 Ablation Study

In this study, we perform an ablation analysis to investigate the impact of varying the number of clusters on model performance. Figure 4 presents the results of adjusting the number of clusters for each reorder (R1 to R5) while keeping other reorders fixed. As the number of clusters increases, the perplexity generally decreases in most cases. The fluctuations observed in R2 are an intriguing problem. We have found that increasing the size of the calibration dataset is helpful in alleviating this issue⁵. We suspect that this could be due to the limited amount of calibration data, which may not accurately capture the data distribution of certain samples. We have also noticed that larger networks are more susceptible to the number of clusters. If the number of clusters is set to 1, larger networks may crash, while smaller networks may experience a lower quantization error. Because RPTQ reorder each self-attention heads separately, the overhead associated with reordering for each head in R2 and R3 is substantial when the number of self-attention heads is high. In our experiments, we utilize 32 clusters for R1, R4, and R5, and 4 clusters for R2 and R3.

6 Conclusion

In this paper, we identify that the main challenge in quantizing large-scale language models (LLMs) stems from the differences value ranges between the channels, rather than just the issue of outliers. We have proposed a novel reorder-based quantization approach, RPTQ, that involves rearranging the channels in the activations and quantizing them in clusters. By quantizing the weights and activations,

⁵See Appendix A.5 for details.

we have reduced the storage and communication overhead, leading to improved efficiency. Our experiments demonstrate that our proposed approach successfully addresses the issue of numerical differences among activation channels and achieves a significant breakthrough by quantizing LLM to 3 bit activation for the first time.

References

- [1] Reza Yazdani Aminabadi, Samyam Rajbhandari, Ammar Ahmad Awan, Cheng Li, Du Li, Elton Zheng, Olatunji Ruwase, Shaden Smith, Minjia Zhang, Jeff Rasley, et al. Deepspeed-inference: Enabling efficient inference of transformer models at unprecedented scale. In *2022 SC22: International Conference for High Performance Computing, Networking, Storage and Analysis (SC)*, pages 646–660. IEEE Computer Society, 2022.
- [2] Sid Black, Stella Biderman, Eric Hallahan, Quentin Anthony, Leo Gao, Laurence Golding, Horace He, Connor Leahy, Kyle McDonell, Jason Phang, et al. Gpt-neox-20b: An open-source autoregressive language model. *arXiv preprint arXiv:2204.06745*, 2022.
- [3] Yelysei Bondarenko, Markus Nagel, and Tijmen Blankevoort. Understanding and overcoming the challenges of efficient transformer quantization. In *Proceedings of the 2021 Conference on Empirical Methods in Natural Language Processing*, pages 7947–7969, 2021.
- [4] Tom Brown, Benjamin Mann, Nick Ryder, Melanie Subbiah, Jared D Kaplan, Prafulla Dhariwal, Arvind Neelakantan, Pranav Shyam, Girish Sastry, Amanda Askell, et al. Language models are few-shot learners. *Advances in neural information processing systems*, 33:1877–1901, 2020.
- [5] Jungwook Choi, Zhuo Wang, Swagath Venkataramani, Pierce I-Jen Chuang, Vijayalakshmi Srinivasan, and Kailash Gopalakrishnan. Pact: Parameterized clipping activation for quantized neural networks. *arXiv preprint arXiv:1805.06085*, 2018.
- [6] Matthieu Courbariaux, Itay Hubara, Daniel Soudry, Ran El-Yaniv, and Yoshua Bengio. Binarized neural networks: Training deep neural networks with weights and activations constrained to+ 1 or-1. *arXiv preprint arXiv:1602.02830*, 2016.
- [7] Steve Dai, Rangha Venkatesan, Mark Ren, Brian Zimmer, William Dally, and Brucek Khailany. Vs-quant: Per-vector scaled quantization for accurate low-precision neural network inference. *Proceedings of Machine Learning and Systems*, 3:873–884, 2021.
- [8] Tri Dao, Dan Fu, Stefano Ermon, Atri Rudra, and Christopher Ré. Flashattention: Fast and memory-efficient exact attention with io-awareness. *Advances in Neural Information Processing Systems*, 35:16344–16359, 2022.
- [9] Tim Dettmers, Mike Lewis, Younes Belkada, and Luke Zettlemoyer. Llm. int8 (): 8-bit matrix multiplication for transformers at scale. *arXiv preprint arXiv:2208.07339*, 2022.
- [10] Jacob Devlin, Ming-Wei Chang, Kenton Lee, and Kristina Toutanova. Bert: Pre-training of deep bidirectional transformers for language understanding. *arXiv preprint arXiv:1810.04805*, 2018.
- [11] Steven K Esser, Jeffrey L McKinstry, Deepika Bablani, Rathinakumar Appuswamy, and Dharmendra S Modha. Learned step size quantization. *arXiv preprint arXiv:1902.08153*, 2019.
- [12] Elias Frantar, Saleh Ashkboos, Torsten Hoefler, and Dan Alistarh. Gptq: Accurate post-training quantization for generative pre-trained transformers. *arXiv preprint arXiv:2210.17323*, 2022.
- [13] Cong Guo, Chen Zhang, Jingwen Leng, Zihan Liu, Fan Yang, Yunxin Liu, Minyi Guo, and Yuhao Zhu. Ant: Exploiting adaptive numerical data type for low-bit deep neural network quantization. In *2022 55th IEEE/ACM International Symposium on Microarchitecture (MICRO)*, pages 1414–1433. IEEE, 2022.
- [14] Sangil Jung, Changyong Son, Seohyung Lee, Jinwoo Son, Jae-Joon Han, Youngjun Kwak, Sung Ju Hwang, and Changkyu Choi. Learning to quantize deep networks by optimizing quantization intervals with task loss. In *Proceedings of the IEEE/CVF Conference on Computer Vision and Pattern Recognition*, pages 4350–4359, 2019.

- [15] Ben Keller, Rangharajan Venkatesan, Steve Dai, Stephen G Tell, Brian Zimmer, William J Dally, C Thomas Gray, and Bruce Khailany. A 17–95.6 tops/w deep learning inference accelerator with per-vector scaled 4-bit quantization for transformers in 5nm. In *2022 IEEE Symposium on VLSI Technology and Circuits (VLSI Technology and Circuits)*, pages 16–17. IEEE, 2022.
- [16] Yuhang Li, Ruihao Gong, Xu Tan, Yang Yang, Peng Hu, Qi Zhang, Fengwei Yu, Wei Wang, and Shi Gu. Brecq: Pushing the limit of post-training quantization by block reconstruction. *arXiv preprint arXiv:2102.05426*, 2021.
- [17] J MacQueen. Classification and analysis of multivariate observations. In *5th Berkeley Symp. Math. Statist. Probability*, pages 281–297. University of California Los Angeles LA USA, 1967.
- [18] Mitch Marcus, Grace Kim, Mary Ann Marcinkiewicz, Robert MacIntyre, Ann Bies, Mark Ferguson, Karen Katz, and Britta Schasberger. The penn treebank: Annotating predicate argument structure. In *Human Language Technology: Proceedings of a Workshop held at Plainsboro, New Jersey, March 8-11, 1994*, 1994.
- [19] Stephen Merity, Caiming Xiong, James Bradbury, and Richard Socher. Pointer sentinel mixture models. *arXiv preprint arXiv:1609.07843*, 2016.
- [20] Markus Nagel, Rana Ali Amjad, Mart Van Baalen, Christos Louizos, and Tijmen Blankevoort. Up or down? adaptive rounding for post-training quantization. In *International Conference on Machine Learning*, pages 7197–7206. PMLR, 2020.
- [21] Gunho Park, Baeseong Park, Se Jung Kwon, Byeongwook Kim, Youngjoo Lee, and Dongsoo Lee. nuqmm: Quantized matmul for efficient inference of large-scale generative language models. *arXiv preprint arXiv:2206.09557*, 2022.
- [22] Colin Raffel, Noam Shazeer, Adam Roberts, Katherine Lee, Sharan Narang, Michael Matena, Yanqi Zhou, Wei Li, and Peter J Liu. Exploring the limits of transfer learning with a unified text-to-text transformer. *The Journal of Machine Learning Research*, 21(1):5485–5551, 2020.
- [23] Teven Le Scao, Angela Fan, Christopher Akiki, Ellie Pavlick, Suzana Ilić, Daniel Hesslow, Roman Castagné, Alexandra Sasha Luccioni, François Yvon, Matthias Gallé, et al. Bloom: A 176b-parameter open-access multilingual language model. *arXiv preprint arXiv:2211.05100*, 2022.
- [24] Ying Sheng, Lianmin Zheng, Binhang Yuan, Zhuohan Li, Max Ryabinin, Daniel Y Fu, Zhiqiang Xie, Beidi Chen, Clark Barrett, Joseph E Gonzalez, et al. High-throughput generative inference of large language models with a single gpu. *arXiv preprint arXiv:2303.06865*, 2023.
- [25] Hugo Touvron, Thibaut Lavril, Gautier Izacard, Xavier Martinet, Marie-Anne Lachaux, Timothée Lacroix, Baptiste Rozière, Naman Goyal, Eric Hambro, Faisal Azhar, et al. Llama: Open and efficient foundation language models. *arXiv preprint arXiv:2302.13971*, 2023.
- [26] Peisong Wang, Qiang Chen, Xiangyu He, and Jian Cheng. Towards accurate post-training network quantization via bit-split and stitching. In *International Conference on Machine Learning*, pages 9847–9856. PMLR, 2020.
- [27] Guangxuan Xiao, Ji Lin, Mickael Seznec, Julien Demouth, and Song Han. Smoothquant: Accurate and efficient post-training quantization for large language models. *arXiv preprint arXiv:2211.10438*, 2022.
- [28] Zhewei Yao, Reza Yazdani Aminabadi, Minjia Zhang, Xiaoxia Wu, Conglong Li, and Yuxiong He. Zeroquant: Efficient and affordable post-training quantization for large-scale transformers. *arXiv preprint arXiv:2206.01861*, 2022.
- [29] Zhewei Yao, Cheng Li, Xiaoxia Wu, Stephen Youn, and Yuxiong He. A comprehensive study on post-training quantization for large language models. *arXiv preprint arXiv:2303.08302*, 2023.
- [30] Zhihang Yuan, Yiqi Chen, Chenhao Xue, Chenguang Zhang, Qiankun Wang, and Guangyu Sun. Ptq-sl: Exploring the sub-layerwise post-training quantization. *arXiv preprint arXiv:2110.07809*, 2021.

- [31] Zhihang Yuan, Chenhao Xue, Yiqi Chen, Qiang Wu, and Guanyu Sun. Ptg4vit: Post-training quantization for vision transformers with twin uniform quantization. In *Computer Vision–ECCV 2022: 17th European Conference, Tel Aviv, Israel, October 23–27, 2022, Proceedings, Part XII*, pages 191–207. Springer, 2022.
- [32] Aohan Zeng, Xiao Liu, Zhengxiao Du, Zihan Wang, Hanyu Lai, Ming Ding, Zhuoyi Yang, Yifan Xu, Wendi Zheng, Xiao Xia, et al. Glm-130b: An open bilingual pre-trained model. *arXiv preprint arXiv:2210.02414*, 2022.
- [33] Susan Zhang, Stephen Roller, Naman Goyal, Mikel Artetxe, Moya Chen, Shuohui Chen, Christopher Dewan, Mona Diab, Xian Li, Xi Victoria Lin, et al. Opt: Open pre-trained transformer language models. *arXiv preprint arXiv:2205.01068*, 2022.
- [34] Ritchie Zhao, Yuwei Hu, Jordan Dotzel, Chris De Sa, and Zhiru Zhang. Improving neural network quantization without retraining using outlier channel splitting. In *International conference on machine learning*, pages 7543–7552. PMLR, 2019.
- [35] Shuchang Zhou, Yuxin Wu, Zekun Ni, Xinyu Zhou, He Wen, and Yuheng Zou. Dorefa-net: Training low bitwidth convolutional neural networks with low bitwidth gradients. *arXiv preprint arXiv:1606.06160*, 2016.

Table 4: Comparing RPTQ with SmoothQuant on perplexity scores of various models under diverse quantization configurations on three datasets: WikiText2 (WIKI), Pen Treebank (PT), and C4.

Model		OPT-1.3b			OPT-6.7b			OPT-13b			OPT-30b		
Task		WIKI	PT	C4	WIKI	PT	C4	WIKI	PT	C4	WIKI	PT	C4
W4A8	SmoothQuant	16.89	19.35	16.26	11.62	14.04	12.47	12.55	14.73	12.2	9.96	12.12	11.01
	RPTQ	15.39	17.79	15.48	11.21	13.74	12.11	10.90	13.40	11.62	10.22	12.41	11.01
W4A4	SmoothQuant	68.25	68.44	53.77	51.19	67.14	73.44	235.38	285.85	187.96	18435.66	70175.91	11297.63
	RPTQ	16.88	19.23	16.55	12.00	15.17	12.85	12.74	15.76	14.71	11.15	14.11	13.48
W4A4KV	SmoothQuant	19.45	22394	18.46	12.68	16.13	13.72	11.62	16.44	12.21	11.61	15.43	11.74
	RPTQ	15.26	17.65	15.37	11.26	13.44	12.03	10.59	12.80	11.54	9.99	12.18	11.01

Table 5: Comparing RPTQ with PEG on perplexity scores of various models under W4A4 on three datasets: WikiText2 (WIKI), Pen Treebank (PT), and C4.

Model		OPT-1.3b			OPT-6.7b			OPT-13b			OPT-30b			OPT-66b		
Task		WIKI	PT	C4	WIKI	PT	C4	WIKI	PT	C4	WIKI	PT	C4	WIKI	PT	C4
PEG		19.18	22.44	18.57	12.30	15.04	13.61	14.28	17.78	19.92	17.87	34.94	45.43	15.57	23.59	20.36
RPTQ		16.88	19.23	16.55	12.00	15.17	12.85	12.74	15.76	14.71	11.15	14.11	13.48	12.23	18.87	15.93

A Appendix

A.1 Distribution of different channels

We analyzed the distribution of different channels in the OPT-30b and OPT-66b by plotting the (maximum value, minimum value) points of each channel in the activation, demonstrated in Figure 5 and Figure 6. Our analysis revealed that there were significant differences in the data range across different layers and even within different channels in the same layer. This finding motivated us to develop a clustering approach to reduce the impact of these differences during quantization. By clustering channels with similar magnitude ranges together, we can reduce the quantization error and improve the efficiency of quantized LLMs.

A.2 Comparing with Other Methods

As depicted in Table 4, we compared RPTQ with SmoothQuant [27]. SmoothQuant tackles the quantization difficulty by introducing a mathematically equivalent per-channel scaling transformation that smooths the magnitude across channels, making the activations more amenable to quantization. It cannot address the high difference of value ranges across channels. Additionally, this approach may also lead to issues with weight quantization. We observed that SmoothQuant exhibits significant performance degradation on larger networks. This can be attributed to the larger range differences among different channels in large networks compared to smaller networks. As depicted in Table 5, we compared RPTQ with PEG [3]. Due to the original paper was only tested on small models, we applied its method to the OPT model and used the same group settings for PEG as in RPTQ. It was observed that PEG also incurs significant quantization loss on large models.

A.3 Combine RPTQ with GPTQ

Generative Pre-trained Transformer Quantization (GPTQ) is a post-training quantization method for Generative Pre-trained Transformers (GPTs) that focuses on quantizing the weights in the learner layers of transformers. The primary goal of GPTQ is to minimize the error introduced by quantizing weights. This is achieved through the optimization target:

$$\operatorname{argmin}_{\hat{W}} \|XW - X\hat{W}\|_2^2, \quad (4)$$

where W is the weight of a linear layer, and X is the input of the layer collected using a calibration dataset. By solving this layer-wise quantization problem with a Hessian-based approximation, GPTQ can find the quantized weight that minimizes the quantization error.

To achieve different quantization for each input cluster of weight, we apply GPTQ on each input cluster of weights in the layer to minimize the quantization error. To combine Random Perturbation Training Quantization (RPTQ) with GPTQ, we first reorder the weights in the linear layers before applying GPTQ.

A.4 Computation under cluster-based quantization

After quantizing the network with RPTQ, each activation X is adjusted by channel to become \tilde{X} , which is divided into g clusters. Each activation cluster \tilde{X}_i has different asymmetric quantization parameters (scale and zero point). We denote the scale and zero point for the i -th cluster as s_i^X and z_i^X , respectively. The activations in the i -th cluster are quantized with the quantization parameters:

$$\tilde{X}_{q,i} = Q_k(\tilde{X}_i, s_i^X, z_i^X), \quad (5)$$

where Q_k represents the quantization function that quantizes the input using the k -bit quantization parameters. The weights W in the next layer are also adjusted based on the input activation's reorder index to become \tilde{W} . It is also divided into g clusters, where each cluster has different asymmetric quantization parameters. For one output channel, each weight cluster \tilde{W}_i is also quantized with different asymmetric quantization parameters (scale and zero point), which are denoted as s_i^W and z_i^W , respectively. The weights in the i -th cluster are quantized with the quantization parameters:

$$\tilde{W}_{q,i} = Q_k(\tilde{W}_i, s_i^W, z_i^W). \quad (6)$$

This process ensures that both the activations and weights are quantized with different quantization parameters for each cluster.

We describe two methods for computing the output tensor Y using the quantized activations and weights. The first method dequantizes the weight and activation values back to floating-point numbers, while the second method performs computation directly in the integer domain. The first method involves dequantizing the quantized activations and weights back to floating-point values as follows:

$$\hat{X}_i = s_i^X(X_{q,i} - z_i^X), \quad \hat{W}_i = s_i^W(W_{q,i} - z_i^W). \quad (7)$$

The dequantized values are then concatenated to form the full activations \hat{X} and the full weights \hat{W} . Matrix multiplication is performed using the dequantized values:

$$Y = \hat{X}\hat{W}. \quad (8)$$

The second method computes the output tensor Y directly in the integer domain. The quantized activations and weights in each cluster are multiplied using matrix and vector multiplication:

$$Y_{q,i} = \tilde{X}_{q,i} \tilde{W}_{q,i} - z_i^X \tilde{W}_{q,i} - z_i^W \tilde{X}_{q,i} + z_i^X z_i^W. \quad (9)$$

The results are then dequantized, and the dequantized results are summed up:

$$Y = \sum_{i=1}^g (s_i^X s_i^W Y_{q,i}). \quad (10)$$

The second method is computationally efficient, but it requires hardware support for integer arithmetic. For instance, the 3-bit value is not supported in most GPUs.

A.5 More results for ablation study

Figure 7 displays the outcomes associated with 128/256 calibration samples. The observed fluctuations in PT and C4 within R2 and R3 present an intriguing issue. We hypothesize that these fluctuations may be attributable to the limited quantity of calibration data, which might not accurately represent the data distribution for specific samples. However, using a larger calibration dataset during the calibration phase would demand more memory and computational resources, which is why we have not yet conducted this experiment in this paper. In the future, with additional resources, we intend to conduct more extensive analyses using larger networks and calibration datasets to gain a deeper understanding of this matter.

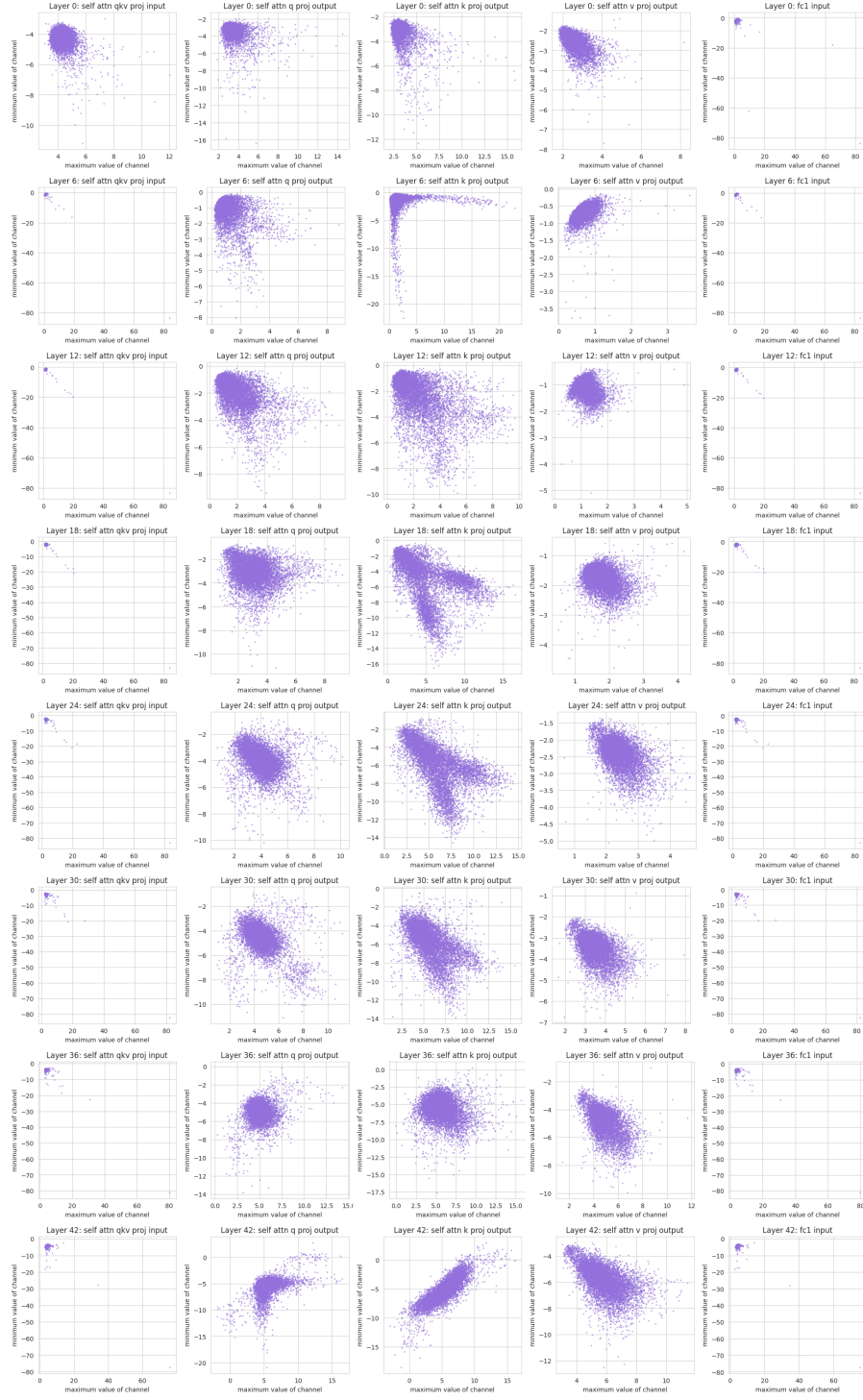


Figure 5: Demonstration of the distribution of different channels in OPT-30b decoder layers. Each point is (maximum value, minimum value) of a channel in the activation.

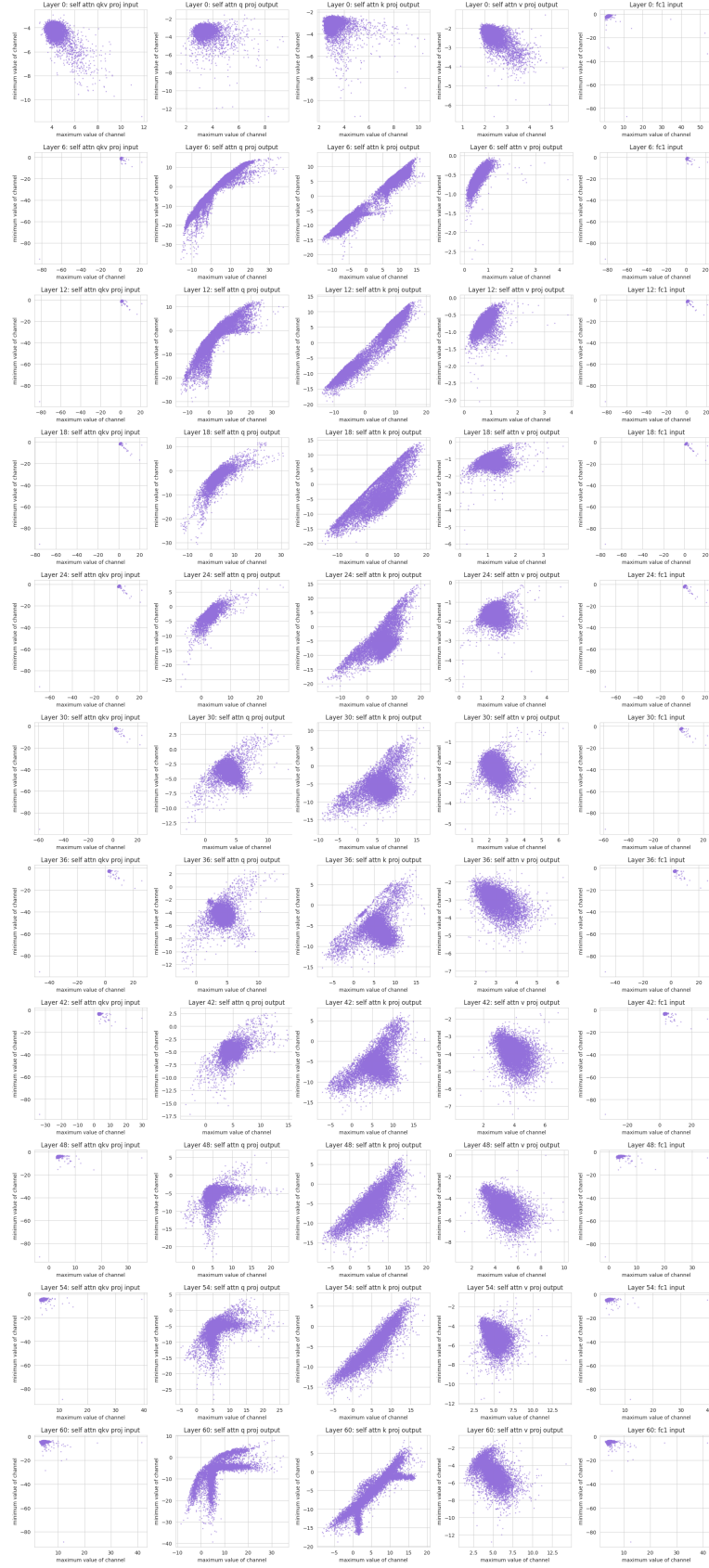
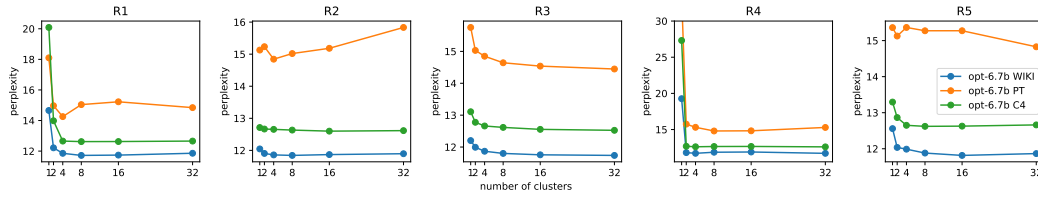
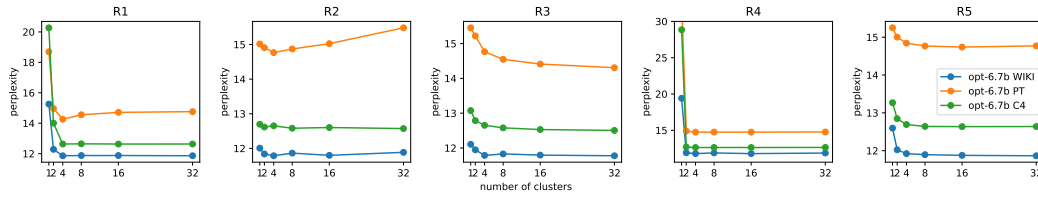


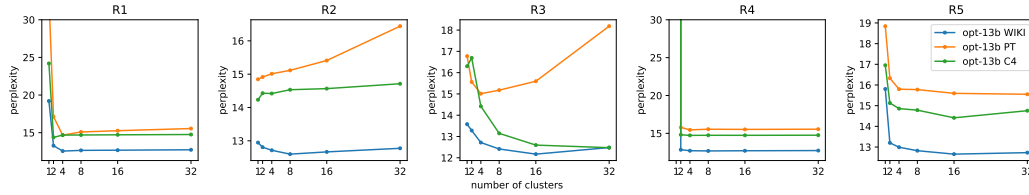
Figure 6: Demonstration of the distribution of different channels in OPT-66b decoder layers. Each point is (maximum value, minimum value) of a channel in the activation.



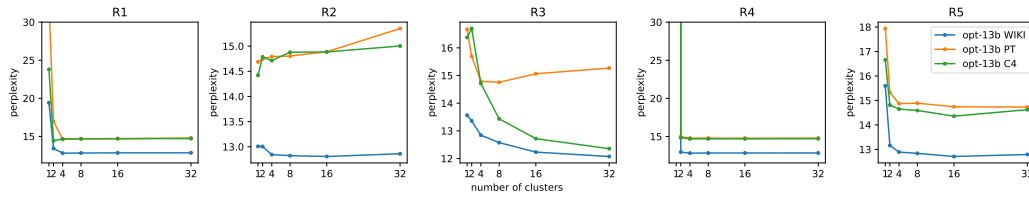
(a) OPT-6.7b with 128 calibration samples



(b) OPT-6.7b with 256 calibration samples



(c) OPT-13b with 128 calibration samples



(d) OPT-13b with 256 calibration samples

Figure 7: The ablation study to evaluate the performance of the clustering method under the W16A4 configuration. We tested different numbers of clusters (1, 2, 4, 8, and 32) for R1 to R5.