

# Deep Manifold Learning for Reading Comprehension and Logical Reasoning Tasks with Polytuplelet Loss

Jeffrey Lu

York Community High School

[jeffreylu@stanford.edu](mailto:jeffreylu@stanford.edu)

Ivan Rodriguez

Brown University

[ivan\\_felipe\\_rodriguez@brown.edu](mailto:ivan_felipe_rodriguez@brown.edu)

*The current trend in developing machine learning models for reading comprehension and logical reasoning tasks is focused on improving the models' abilities to understand and utilize logical rules. This work focuses on providing a novel loss function and accompanying model architecture that has more interpretable components than some other models by representing a common strategy employed by humans when given reading comprehension and logical reasoning tasks. This strategy involves emphasizing relative accuracy over absolute accuracy and can theoretically produce the correct answer without full knowledge of the information required to solve the question. We examine the effectiveness of applying such a strategy to train transfer learning models to solve reading comprehension and logical reasoning questions. The models were evaluated on the ReClor dataset, a challenging reading comprehension and logical reasoning benchmark. We propose the polytuplelet loss function, an extension of the triplet loss function, to ensure prioritization of learning the relative correctness of answer choices over learning the true accuracy of each choice. Our results indicate that models employing polytuplelet loss outperform existing baseline models. Although polytuplelet loss is a promising alternative to other contrastive loss functions, further research is required to quantify the benefits it may present.<sup>1</sup>*

## 1 Introduction

Reading comprehension and logical reasoning (RCLR) are critical skills for extracting the most value from written information, which is the primary source of information for state-of-the-art LLMs and many other model classes. RCLR tasks typically involve reading some text, reading a question that can be answered based on inferences from the text, then selecting an answer that can be most reasonably derived from the text and most directly answers the question. The typical approach is prompt-first, placing the greatest focus on the context and question to determine the true accuracy of each answer. However, some human strategies for RCLR tasks suggest that using an alternative approach may result in better performance. This alternative method is

---

<sup>1</sup> Our code is available at <https://github.com/USSiamaboat/polytuplelet-loss>

answer-first, placing the greatest focus on how the answers compare to each other, nearly disregarding the degree of understanding of the context and question.

An intuitive argument for this alternative approach can be built on its lower threshold for determining the correct answer choice. Consider the following reasoning: Apples are vegetables because all apples are purple, and all purple objects are vegetables. Even without any knowledge of vegetables, one could identify that the reasoning is invalid because “all apples are purple” is false. In this case, only a partial understanding of the information in the prompt is required to correctly determine the accuracy of a statement. More generally, the information sufficient to eliminate incorrect answers is a subset of the information sufficient to determine the true accuracy of an answer.

We elected to evaluate our models on ReClor (Yu et al., 2020), a challenging RCLR dataset composed of multiple-choice questions with accompanying contexts. In this paper, we compare the performance of models using the alternative approach and traditional baseline models to solve questions presented in ReClor. All models are partially pretrained models, providing the necessary fundamental knowledge to interpret the text data. We propose polytuplelet loss, an extended version of triplet loss (Schroff et al., 2015), to represent the alternative approach.

## 2 Related Work

Existing approaches to solving reading comprehension with logical reasoning problems tend to focus on the logical reasoning aspect. One such approach is LReasoner (Wang et al. 2021). The fundamental challenge is that language models focus on understanding language rather than reasoning about that understanding. Wang et al. (2021) used data augmentation to directly teach LReasoner how to interpret language logically rather than only semantically. Data augmentation has also seen success in other techniques. As of writing this paper, the most successful method is MERIt (Jiao et al. 2022), which introduced a meta-path and counterfactual data augmentation strategy. Both LReasoner and MERIt implement contrastive learning (Hadsell et al. 2006) for pretraining, which takes advantage of their techniques for data augmentation to force models to learn logical reasoning rather than relying on the information shortcut. In this case, the primary goal of using contrastive learning was to teach the model to differentiate between semantically similar but logically different answer choices.

## 3 Methods

In this paper, we examine model performance in multiple choice question answering (MCQA) data. With contexts  $C$ , questions  $Q$ , answer choices  $A_i = \{A_i^1, \dots, A_i^N\}$ , and the correct answer choice  $A_i^y$ , the goal is to accurately determine  $A_i^y$  using  $C_i$ ,  $Q_i$ , and  $A_i$ .

We utilize pretrained models that contain knowledge from books and Wikipedia. The knowledge is then transferred to classifiers with different loss functions, which are finally fine-tuned for the MCQA task.

We used the Keras-tuner implementation of Hyperband (Li et al., 2018) to optimize hyperparameters.

### 3.1 Preliminaries

Our method for contrastive learning applies the methods previously used for facial recognition, verification, and clustering to reading comprehension tasks. Specifically, we draw from the triplet loss approach (Schroff et al., 2015). The concept behind triplet loss is to simultaneously minimize the distance between positive and anchor embeddings and maximize the distance between negative and anchor embeddings, but only until a certain margin  $\alpha$  is reached.

With  $\alpha$  being the maximum acceptable margin between the positive and negative embeddings and  $T$  being the set of all possible triplets of embeddings, each with an anchor embedding  $T_i^a$ , positive embedding  $T_i^p$ , and a negative embedding  $T_i^n$ , triplet loss is defined as

$$L_{tri} = \sum_{i=1}^{|T|} ReLU(||T_i^a - T_i^p||_2^2 - ||T_i^a - T_i^n||_2^2 + \alpha) .$$

Clearly, this loss is minimized if and only if the difference in distances from each sample embedding to the anchor is outside a certain radius  $\alpha$ .

### 3.2 Polytuplet Loss

We propose a novel loss function that accomplishes the primary goal of contrastive learning (Hadsell et al., 2006), which is to learn transformations from input vectors with high dimensionality to output vectors with low dimensionality such that similar inputs are closer together and dissimilar inputs are further apart.

We propose *polytuplet loss*, an extended version of triplet loss:

$$L_{poly} = \sum_{i=1}^{|C|} \sum_{j \in \{1, \dots, N\}, j \neq y} ReLU(||C_i - A_i^y||_2^2 - ||C_i - A_i^j||_2^2 + m)$$

Note that this loss, like triplet loss, requires an additional hyperparameter, which we denote  $m$  for margin, that is the minimum acceptable margin between the correct answer and incorrect answers relative to the context. Our usage of  $m$  is nearly identical to the usage of  $\alpha$  in triplet loss.

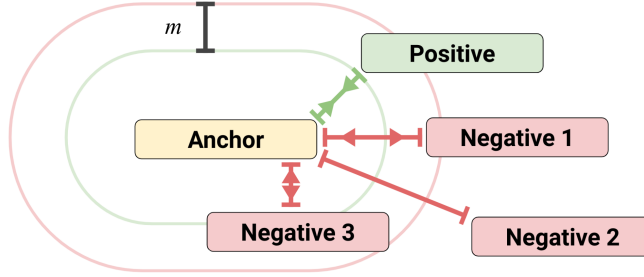


Figure 1: Diagram of polytuplet loss showing the negatives that are not beyond the margin  $m$  (Negative 1 and Negative 3) being repelled from the Anchor and the Positive being attracted to the Anchor. Note that Negative 2 does not contribute to the loss because it is sufficiently distant from the anchor.

### 3.3 Dataset

The dataset we used was the ReClor (Yu et al. 2020) training and validation sets, which contain 5138 samples. Each data point has a context, a question, and 4 answer choices. Exactly 1 answer choice is correct; each of the other choices is either logically or factually inaccurate. The ReClor questions are sourced from past GMAT and LSAT exams and high-quality practice exams for these exams.

$y$	Full Count	Train Count	Test Count
0	1299	1171	129
1	1288	1170	129
2	1283	1154	125
3	1268	1143	117
Total	5138	4638	500

Table 1: Distribution of the correct index  $y$  in all data

### 3.4 Pretrained Models

Our pretrained tokenizers and models were from Hugging Face Transformers (Wolf et al. 2019), which were trained on Book Corpus (Zhu et al., 2015) and English Wikipedia. We selected 5 pretrained models to test based on performance and efficiency: ALBERT, BERT, RoBERTa, and DistilBERT.

### 3.5 Baseline Models

Our baseline models adopted the multiple-choice model architecture from Hugging Face Transformers with an additional softmax activation layer to constrain model outputs to a vector of probabilities. These models were fine-tuned on the ReClor data using the categorical cross-entropy loss. Because each answer choice is evaluated for accuracy independently of each other, the baseline models represent the “forward approach.”

### 3.6 Polytuplelet Model

The polytuplelet model takes the same inputs as the baseline model, which we refer to as results, with an additional context. The contexts and results are separately tokenized using an existing pretrained tokenizer and are passed into individually trainable pretrained models. The outputs of the pretrained models are processed using a dense neural network. The embedding layer produces vectors on a manifold with reduced dimensionality for each context and result. The distances between the context and results on the manifold are used to determine the answer that is the closest to the context, which is predicted as the correct answer. Polytuplelet loss is computed using the embedding output of the reduced vector layer. An additional categorical cross-entropy loss is added to the final classification.

Essentially, the contexts and results are each processed using pretrained models and converted into embeddings by a dense neural network head. The distances between result embeddings and context embedding are the sole determinant of the model output. Polytuplelet loss is computed using the embeddings and categorical cross-entropy loss is computed using the classifications.

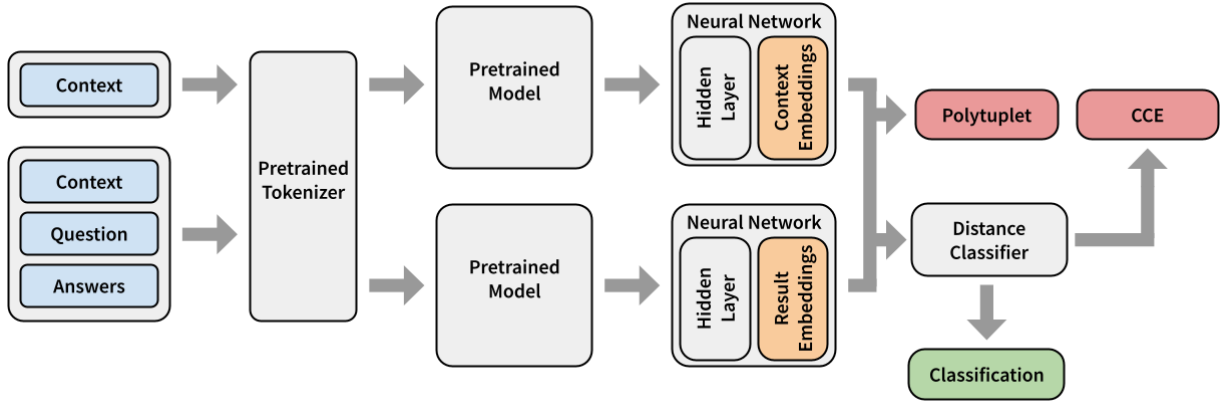


Figure 2: Diagram of polytuplelet and categorical cross-entropy hybrid model architecture

### 3.7 Index-blind Architecture

Because of the immense quantity of parameters in language models and the relatively small size of our dataset, overfitting is a significant obstacle to learning the true patterns in the text. To prevent this, we process each result individually and recombine them after projection. This is accomplished using an “index-blind” architecture, which involves flattening the answer choice and batch size dimensions. Specifically, with  $N = 4$  answer choices, the pretrained model receives  $batch\_size \times N$  samples.

By treating each answer choice as its own independent sample, we aim to eliminate the chance of the model simply memorizing the index of the correct answer of each combination of result embeddings instead of learning meaningful projections to a manifold.

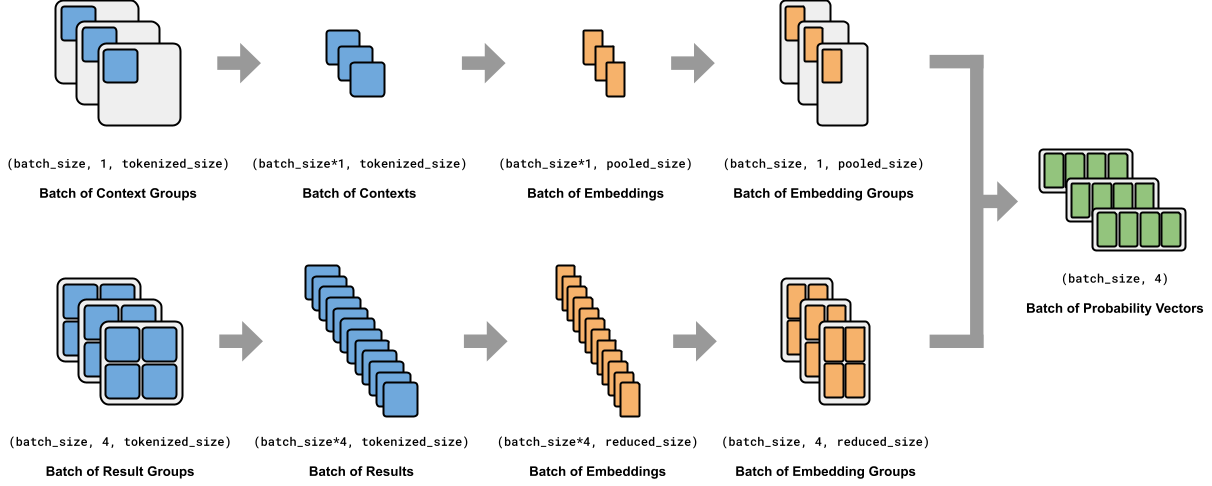


Figure 3: Index-blind architecture diagram. Models using polytuplet loss use all paths represented above. Baseline models use only the result pathway (lower) because they do not compare results to contexts.

### 3.8 Hard and Semi-Hard Negative Mining

We implemented hard and semi-hard negative mining (Schroff et al. 2015) to improve the quality of convergence. We classify hard and semi-hard samples nearly identically as they were originally defined by Schroff et al: hard samples have positive embeddings that are further from the context than at least one negative embedding (See negative 3 in Figure 1) and semi-hard samples have positive embeddings that are closer to the context than all negative embeddings, but the margin by which they are closer is within the threshold  $m$  (See negative 1 in Figure 1). Specifically, hard negative samples satisfy

$$\|C_i - A_i^y\|_2^2 - \|C_i - A_i^j\|_2^2 < 0,$$

and semi-hard negative samples satisfy

$$0 < \|C_i - A_i^y\|_2^2 - \|C_i - A_i^j\|_2^2 < m$$

Additionally, we implement the weighting of loss generated from hard and semi-hard negative samples as a tunable hyperparameter, allowing for the optimization of the distribution of hard and semi-hard negative losses in the total loss of the model.

### 3.9 Limitations

Our original experiments were severely limited by the lack of computing resources, including raw power and memory. This restricted our pretrained backbone model types to relatively small and fast pretrained models, which significantly underperform state-of-the-art models. We were later able to access more powerful computing resources to obtain more data on polytuplet performance at greater model sizes. Still, hardware limitations prevented experiments on even larger models that other works used, such as DeBERTa.

Further, our analysis did not consider logic-targeting pretraining or take advantage of the data augmentation and contrastive learning techniques employed by Wang et al. (2021) and Jiao et al. (2022) because we focus on evaluating the effect of implementing polytuplet loss and its architecture on model performance.

## 4 Results and Discussion

### 4.1 Overall Results

The overall results are shown in Table 2. It can be observed that the polytuplet models outperform the baseline models. This strong performance supports our initial intuition and justification of the alternative approach to RCLR tasks.

Between the selected pretrained models, ALBERT performs the best, RoBERTa second, and DistilBERT third. This is expected because ALBERT is known to perform better than the other pretrained models (Jiao et al., 2022).

	ALBERT (base)	BERT (base)	DistilBERT (base)
Acc. (CCE)	53.4	44.6	44.8
Acc. (CCE + P)	<b>56.4</b>	<b>49.8</b>	<b>47.7</b>
% Improvement	5.6	11.7	6.5

Table 2: Testing accuracy using CCE (categorical cross-entropy) and CCE + P (categorical cross-entropy and polytuplet) in ALBERT (albert-base-v2), BERT (bert-base-uncased), and DistilBERT (distilbert-base-uncased) based models.

### 4.2 Overfitting

All models showed signs of overfitting. As noted previously, this is likely due to the models' high complexity and small training dataset size. We implemented dropout (Srivastava et al. 2014) to reduce the effects of overfitting on model generalization. Tuning the dropout value reveals that polytuplet-based models have optimal performance at lower dropout rates than baseline models, though this trend becomes much less apparent at greater model complexities.

### 4.3 Greater Model Complexities

Because the results on models with lower complexity (Table 2) show strong improvements on baseline models, we tested the effectiveness of polytuplet loss in improving the performance of models with higher complexity.

The results show that on both larger ALBERT and RoBERTa models, the addition of polytuplet loss to training measurably improves performance. This indicates that polytuplet loss may provide meaningful performance improvements.

	ALBERT (xxlarge)	RoBERTa (large)
Acc. (CCE)	62.6	55.6
Acc. (CCE + P)	<b>67.5</b>	<b>59.1</b>
% Improvement	7.8	6.3

Table 3: Testing accuracy using CCE (categorical cross-entropy) and CCE + P (categorical cross-entropy and polytuplet) in ALBERT (albert-xxlarge-v2), RoBERTa (roberta-large) based models. Baseline accuracies were obtained from the public leaderboard.<sup>2</sup>

## 5 Conclusion and Future Work

In this paper, we proposed the polytuplet loss function and an accompanying model architecture for reading comprehension and logical reasoning tasks. Models built on pretrained ALBERT, BERT, RoBERTa, and DistilBERT backbones were evaluated using ReClor, a challenging reading comprehension and logical reasoning dataset. When compared to baseline models, polytuplet models outperformed the baseline models by 5.6-11.7%. The polytuplet loss is a promising alternative to existing approaches using only categorical cross-entropy for fine-tuning. Further investigation is needed to compare polytuplet loss to state-of-the-art contrastive learning loss functions for pretraining. Finally, we found that polytuplet-based models sometimes perform better at lower dropout rates, which may indicate that the loss function and architecture are inherently more resistant to overfitting. Again, further work is required to draw significant conclusions. Overall, the answer-focused polytuplet models are a promising, though not a definitively superior, new approach to solving reading comprehension and logical reasoning tasks in NLP.

## 6 Acknowledgements

This work was supported by Cloud TPUs from Google's TPU Research Cloud (TRC), which provided access to TPUs and TPU virtual machines. We would also like to acknowledge the cloud computing environments made available by Google Colaboratory. This work was completed with the mentorship of Ivan Rodriguez, who provided significant consultations regarding ideation, code design, and analysis. Both the code and this paper were written by Jeffrey Lu. Figures were designed by Jeffrey Lu.

<sup>2</sup> <https://eval.ai/web/challenges/challenge-page/503/leaderboard/1347>



## References

- Weihao Yu, Zihang Jiang, Yanfei Dong, and Jiashi Feng. 2020. [ReClor: A Reading Comprehension Dataset Requiring Logical Reasoning](#). In *ICLR*.
- Florian Schroff, Dmitry Kalenichenko, and James Philbin. 2015. [FaceNet: A Unified Embedding for Face Recognition and Clustering](#). In *CVPR*, pages 815-823. IEEE.
- Siyuan Wang, Wanjun Zhong, Duyu Tang, Zhongyu Wei, Zhihao Fan, Daxin Jiang, Ming Zhou, and Nan Duan. 2021. [Logic-Driven Context Extension and Data Augmentation for Logical Reasoning of Text](#). In *Findings of the Association for Computational Linguistics: ACL 2022*, pages 1619-1629. ACL.
- Fangkai Jiao, Yangyang Guo, Xueming Song, and Liqiang Nie. 2022. [MERIt: Meta-Path Guided Contrastive Learning for Logical Reasoning](#). In *Findings of the Association for Computational Linguistics: ACL 2022*, pages 3496-3509. ACL.
- Raia Hadsell, Sumit Chopra, and Yann LeCun. 2006. [Dimensionality Reduction by Learning an Invariant Mapping](#). In *IEEE Computer Society Conference on Computer Vision and Pattern Recognition*, pages 1735-1742. IEEE.
- Lisha Li, Kevin Jamieson, Giulia DeSalvo, Afshin Rostamizadeh, and Ameet Talwalkar. 2018. [Hyperband: A Novel Bandit-Based Approach to Hyperparameter Optimization](#). *Journal of Machine Learning Research*, 18, pages 1-52.
- Thomas Wolf, Lysandre Debut, Victor Sanh, Julien Chaumond, Clement Delangue, Anthony Moi, Pierric Cistac, Tim Rault, Remi Louf, Morgan Funtowicz, Joe Davison, Sam Shleifer, Patrick von Platen, Clara Ma, Yacine Jernite, Julien Plu, Canwen Xu, Teven Le Scao, Sylvain Gugger, Mariama Drame, Quentin Lhoest, and Alexander Rush. 2019. [Transformers: State-of-the-Art Natural Language Processing](#). In *Proceedings of the 2020 Conference on Empirical Methods in Natural Language Processing: System Demonstration*, pages 38-45. ACL.
- Yukun Zhu, Ryan Kiros, Richard Zemel, Ruslan Salakhutdinov, Raquel Urtasun, Antonio Torralba, and Sanja Fidler. 2015. Aligning Books and Movies: Towards Story-like Visual Explanations by Watching Movies and Reading Books. In *IEEE International Conference on Computer Vision*, pages 19-27. IEEE.
- Nitish Srivastava, Geoffrey Hinton, Alex Krizhevsky, Ilya Sutskever, Ruslan Salakhutdinov. 2014. [Dropout: A Simple Way to Prevent Neural Networks from Overfitting](#). *Journal of Machine Learning Research*, 15, pages 1929-1958.