

---

# KNOWLEDGE ACCUMULATION IN CONTINUALLY LEARNED REPRESENTATIONS AND THE ISSUE OF FEATURE FORGETTING

---

**Timm Hess**<sup>1</sup>  
KU Leuven

timmfelix.hess@kuleuven.be

**Eli Verwimp**<sup>1</sup>  
KU Leuven

eli.verwimp@kuleuven.be

**Gido M. van de Ven**  
KU Leuven

gido.vandeven@kuleuven.be

**Tinne Tuytelaars**  
KU Leuven

tinne.tuytelaars@kuleuven.be

## ABSTRACT

By default, neural networks learn on all training data at once. When such a model is trained on sequential chunks of new data, it tends to catastrophically forget how to handle old data. In this work we investigate how continual learners learn and forget representations. We observe two phenomena: *knowledge accumulation*, i.e. the improvement of a representation over time, and *feature forgetting*, i.e. the loss of task-specific representations. To better understand both phenomena, we introduce a new analysis technique called *task exclusion comparison*. If a model has seen a task and it has not forgotten all the task-specific features, then its representation for that task should be better than that of a model that was trained on similar tasks, but not that exact one. Our image classification experiments show that most task-specific features are quickly forgotten, in contrast to what has been suggested in the past. Further, we demonstrate how some continual learning methods, like replay, and ideas from representation learning affect a continually learned representation. We conclude by observing that representation quality is tightly correlated with continual learning performance.

## 1 Introduction

Machine learning models typically learn from static datasets and once they are trained and deployed, they are usually not updated anymore. Sometimes models make mistakes. Sometimes they do not work in a domain that was not trained. Sometimes they do not recognize certain classes or corner cases. Whatever the cause, often it is necessary to retrain a model from the beginning with new data to overcome malfunctions. But, retraining a full model is costly and time-consuming, especially in deep learning. The goal of continual learning is to enable models to train continually, to learn from new data when it becomes available. This has proven to be a hard challenge [14, 50], as deep learning models that are continually trained exhibit catastrophic forgetting [35]. Without precautionary measures, new data are learned at the expense of forgetting earlier acquired knowledge.

The data to train machine learning models rarely come in a format that is adapted to the problem we intend to solve. Taking the example of visual data, it is near impossible to infer higher-level properties directly from images' raw pixel values. Hence, the first step is usually to transform them into a representation that makes solving the problem at hand an easier job. Deep neural networks are known to excel at this [2]. They learn semantically meaningful representations indirectly while optimizing their parameters to learn an input-output mapping. Sometimes the representation itself is the goal, yet often it is a final layer, or head, that uses the learned representation to assign an output (*e.g.* a class label) to an input. Even though they are commonly trained in unison, it can be useful to think of the representation and the head as two separate entities, working together.

With this perspective, it has been noticed that forgetting at the output and in the representation of a neural network is different [13, 62, 8]. When the output of a continually trained network for an old class gets disrupted by learning

---

<sup>1</sup>Both authors contributed equally.

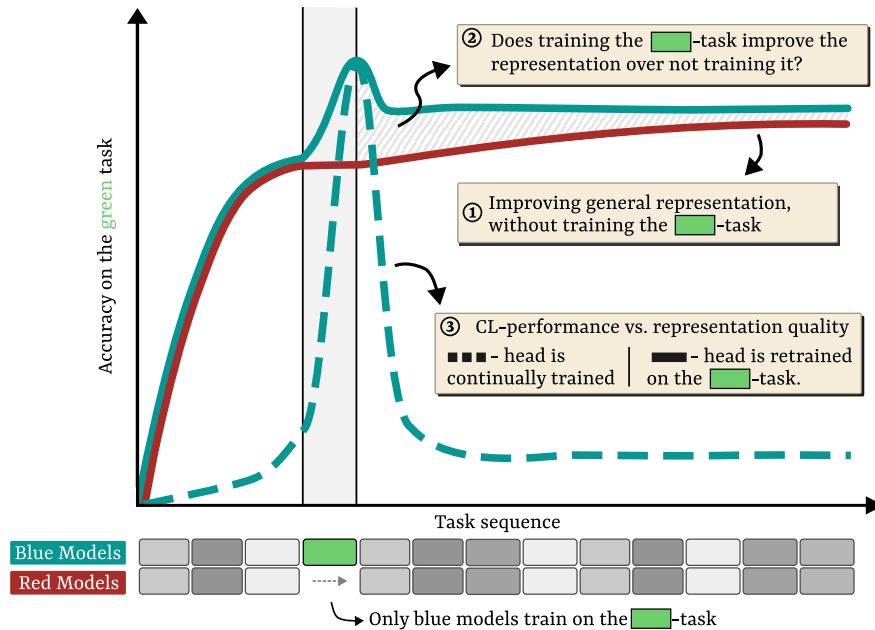


Figure 1: Illustration of the central ideas and contributions of this paper. (1) We study how continual learning (CL) models accumulate knowledge in their representation. (2) We test whether representations forget task-specific features by comparing two continually trained models, one that is trained on a task and one that is not. (3) To investigate representations we use linear probes, which unveils insights not obvious when only using continually trained heads.

continually on new data, retraining only the head on a small subset of all past data can recover much of the initial performance [55, 13], but not all. The forgetting that persists is caused by features becoming altered, or overwritten, in the representation itself [62]. Most continual learning methods do not distinguish between the representation and the head, and aim to prevent forgetting in the neural network as a single entity. However, there are works focused explicitly on the representation [45, 32, 41], or that demonstrate how it is easier to continually train a head than to train the representation continually [55, 19]. In this work, we show that both forget catastrophically, yet highlighting some important differences between them.

In this work we also emphasize the difference between preventing forgetting *after* a task is trained, as continual learning is commonly approached, and *before* it is trained. It is indeed compelling to assume that when performance decreases, some task-specific knowledge is forgotten and continual learning should prevent this. Complementary, forgetting can be prevented *before* a new task is trained by starting from a stronger, more general representation [43, 5]. Models with better representations need to change less to adapt to new data, reducing the risk of forgetting old data.

Representations optimized for the data of one task are partially useful for other tasks, but not in their entirety. In Section 5.1, we use image classification tasks to show that models learn specific features to solve the current task, but those are quickly forgotten. Our results indicate that remembering these more specific features is a challenge, even with contemporary continual learning methods. The part of the representation that is useful for other tasks, we refer to as general, or transferable, features. Those are not as much at risk to be forgotten, because they do not need to be changed. In Section 5.2, our experiments teach us that continually learning a better general representation is possible. In the end, it is the combination of general and specific features that forms the best representations. Together with a well adapted head, see Section 5.4, this leads us to identify three challenges for successful continual learning:

- C1: Learn a strong, general representation.
- C2: Remember features learned for individual tasks.
- C3: Adapt the head to changes in the representation.

See Figure 1, for a visualization of these challenges. In this work we focus on challenges one and two, with some attention for the third. We show that, in contrast to what has been suggested before [13, 62], specific features learned for individual tasks are catastrophically forgotten. We highlight the benefits of representation learning techniques and how they help prevent catastrophic forgetting before a new task is trained. Finally, we interpret a few popular continual learning methods in light of these challenges. We start with an overview of current research in light of these challenges

in Section 2, followed by the problem formulation in Section 3, our experimental setup in Section 4, and our results in Section 5. We conclude with practical guidelines for future continual learning research.

## 2 Continual representation learning

**Representation learning** Data rarely come in a format that is adapted to the task we want to perform [2]. Except for very simple problems, it is near impossible to directly classify images in their raw pixel representation. For example, many changes in the pixels (*e.g.* translation, rotation, illumination) do not alter the semantics of the image so they should not change the representation. For a long time, researchers have been searching for a representation of images that makes it convenient to solve semantic tasks. Handcrafting features was the standard, *e.g.* [12], but this requires engineering and may not result in optimal features. Since the rise of deep learning, features are more commonly learned by neural networks, directly from the raw data. Both Bengio *et al.* [2] and Goodfellow *et al.* [18] define *good* representations as ones that make it easier to solve tasks of interest, a definition we adopt. They see deep neural networks as inevitable representation learners, even when this is not explicitly the goal. Neural networks trained to predict image-label pairs indirectly learn a representation where semantically different images are linearly separable in the output of the penultimate layer. Yet representations can also be learned directly, which can improve robustness, boost generalization, or reduce the need for labeled data [23].

**Generality vs. specificity** A remarkable success of deep learning is the generalization capability of neural networks [28]. Instead of merely remembering specific samples, they readily generalize to unseen examples from the same distribution. More so, training on one distribution can improve results on another, or reduce the amount of data required to learn a new task [54]. Using models pre-trained on ImageNet [15] has been a common practice in computer vision for a while now [46, 34, 25]. This indicates that neural networks tend to learn a fairly general representation of visual data, that is useful beyond the training domain. However, to reach the best possible results, generality is not sufficient. Neural networks are typically finetuned on target domain data, adapting the network to the specifics of that target domain. Results in transfer learning for natural images have shown that early layers (close to the input) learn general, Gabor filter-like, features [27] and are easily transferable, while the deeper layers usually require finetuning to adapt to a new task [57].

**Head vs. representation** The head of a neural network is typically the part that is most specific. Its parameters are usually divided into subsets, belonging exclusively to one output, and they define which region of the representation space represents which output. This specificity implies that they can quickly become disconnected from the representation when the representation changes but the head is static [4]. Luckily, their independence makes them easier to recover [55]. The paper proposing iCaRL [45] is famously one of the first works to explicitly disentangle the representation and head. Heads can be relatively well learned with small subsets of data, as a linear layer or with non-parametric approaches like k-nearest neighbors [52, 49]. Continual methods have shown successes by updating the last layer only on small memories with balanced data, overcoming much of the observed forgetting [8].

**Learning representations continually** While traditionally most continual learning methods have focused on preventing forgetting, recently some methods explicitly try to improve the representation a model learns. Taking inspiration from advances in representation learning [23], recent methods tried to apply contrastive losses [7, 32] and self-supervised learning [33, 21, 16, 44] to improve continual learning performance. Other works took ideas from meta-learning [22, 6] to learn representations that can easily adapt to new tasks. Lastly, DualNet takes inspiration from neuroscience and combines fast and slow learners in one system [41]. Learning better representations is one part, correctly evaluating them is another. Zhang *et al.* show, using linear probes on a downstream task, that continually finetuned representations can improve over time, albeit slower than a model trained jointly on all tasks [62]. They further report that neither replay nor EWC seem to improve the quality of continually learned representations, something also found in [8]. Using self-supervised learning, this is contradicted by [21], where both MAS [1] and replay improve the downstream task accuracy.

**Representation forgetting** Measuring forgetting at the output of a neural network does not tell us everything about the internal state of a network. Intermediate representations can still be useful for past tasks. Retraining the last layer [56] or a set of deeper layers [39] with the earlier layers frozen, hints that representations of lower layers are still useful for seemingly forgotten tasks. Rather than these layers remembering something task-specific, other works interpret this as better generalizability of the lower layers [42, 57, 60]. Early layers may not forget as much, because their representations are so general that they are almost fully reusable for future tasks, while the specificity of deeper layers is overwritten by information of new tasks [42]. Davari *et al.* [13] and Cha *et al.* [8] use linear probes to measure forgetting of the representation in the penultimate layer; both conclude that it is less catastrophic. The former uses

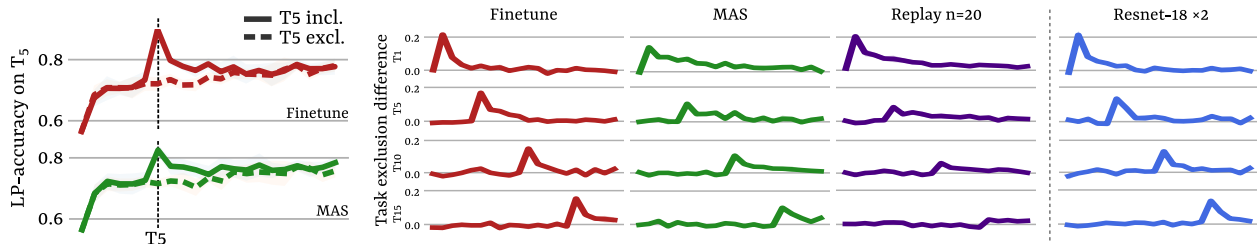


Figure 2: Our proposed ‘task exclusion comparison’ analysis technique, illustrated on Split-MiniImageNet. *Left*: Two examples of the two linear probe (LP) accuracy curves used in the task exclusion comparison. While there is a strong peak after training on the task itself (solid lines), in the end a model that is not trained on that task has an equally good representation (dashed lines). *Right*: The task exclusion difference metric: the result of subtracting the two linear probe accuracy curves illustrated on the left, for several tasks and different methods.  $T_i$  means the  $i$ -th task is excluded (see row indices). Results are averaged over 5 seeds, standard errors are smaller than the line width. See Supplemental for exact results.

task-incremental learning, and shows a performance decrease that is much more moderate than typically observed on the output heads. They report even less forgetting when using replay or SupCon [24] losses, but not with LwF [30]. The latter works in a class-incremental setting, and uses all seen classes to linearly probe the representations. This increases the difficulty of the probed task, which makes the comparison between results ambiguous. As [13] do, during a single run we will always use the same set of classes to evaluate the representation.

### 3 Problem statement and evaluation

We follow the common definition of a continual learning setting by assuming a stream  $\mathcal{T} = \{\mathcal{T}_1, \mathcal{T}_2, \dots, \mathcal{T}_T\}$  of  $T$  disjoint tasks  $\mathcal{T}_i$ . Each task consists of training data  $X_i$  and targets  $Y_i$ , as well as respective test data  $\hat{X}_i, \hat{Y}_i$ . During training on each task the model has free access to the training data of that task, but not to the data of other tasks. The only exception are replay memories, which can store small subsets of data from past tasks. On this stream of tasks we continually train a model  $f_\theta$ , with the goal to learn a model that is good for all tasks. We split the model into a shared backbone with parameters  $\theta_B$ , and task-specific heads with parameters  $\theta_H = \{\theta_{h_1}, \dots, \theta_{h_T}\}$ . For the task-specific heads we assume availability of task identity at all time, formally rendering this a task-incremental scenario [50], but the shared backbone does not use this task information.

As our focus is on classification tasks, to measure continual learning performance in the standard way, we define  $\text{ACC}_{t,i}$  as the test accuracy (the percentage of correctly classified test samples) on task  $\mathcal{T}_t$  obtained by the model after training on task  $\mathcal{T}_i$ . Additionally, and central to this work, we explicitly evaluate the quality of the continually learned representations. Inspired by representation learning literature [2, 9, 60], we define the metric *linear probe accuracy*, denoted  $\text{LP}_{t,i}$ . After finishing training on task  $\mathcal{T}_i$ , a new set of parameters  $\theta_{h_t}$  for the head of task  $\mathcal{T}_t$  are first trained with all training data in  $\mathcal{T}_t$  while the backbone parameters  $\theta_B$  are frozen, and  $\text{LP}_{t,i}$  is then the test accuracy of the resulting model on task  $\mathcal{T}_t$ . The metric  $\text{LP}_{t,i}$  thus measures the suitability of the model’s representation for task  $\mathcal{T}_t$  after training up to task  $\mathcal{T}_i$ .

We further define the metric *task-exclusion difference*, denoted  $\text{EXC}_{t,i}$ , as the difference between  $\text{LP}_{t,i}$  of model  $f$  and model  $f^{-t}$ , i.e.  $\text{LP} - \text{LP}^{-t}$  (omitting subscripts  $i$  and  $t$ ). Where importantly, model  $f^{-t}$  is trained on stream  $\mathcal{T} \setminus \{\mathcal{T}_t\}$ , hence it has never seen data from task  $\mathcal{T}_t$  and there is no task-specific information in its backbone parameters  $\theta_B$ . This metric is used to measure how much ‘task-specific’ knowledge model  $f$  has acquired, compared to model  $f^{-t}$ .

### 4 Experimentation details

Here we list benchmark settings and hyper-parameters to be used throughout the experiments in the next section.

**Data** We consider two benchmarks common to continual learning. The first is Split MiniImageNet, which uses the MiniImageNet [51] dataset consisting of 50,000 train and 10,000 test RGB-images of resolution  $84 \times 84$  equally divided over 100 classes. We split this dataset into 20 disjoint tasks such that each task contains five classes. The second benchmark is Split CIFAR-100, which is based on the CIFAR-100 dataset [26] with the same amount of RGB-images and classes as MiniImageNet, but with reduced resolution of  $32 \times 32$ . We split this dataset into ten disjoint

tasks with ten classes each. All experiments are run with five different seeds that also shuffle the class splits over the tasks.

**Architecture and optimization** Throughout this work ResNet-18 [20] is the base architecture for all models. Unless explicitly stated differently, we adopted its implementation as default in the python-torchvision [40] library. When investigating the effects of the width, this is implemented and indicated by  $\times 0.5$  (halving) or  $\times 2$  (doubling) the amount of filters per layer. All networks are trained from scratch, and pre-trained networks are considered future work. The optimization schedules are adjusted with respect to the training criterion. For supervised training with the cross-entropy loss we mainly use an AdamW [31] optimizer with static learning rate of 0.001, weight decay 0.0005, and beta-values 0.9 and 0.999. Each task is trained for 50 epochs with mini-batches of size 128. Due to its popularity in recent works, the Stable SGD [38] optimizer is also evaluated for the supervised setting. See Supplemental for details.

For the SupCon [24] and BarlowTwins [59] optimization criteria, we stuck to optimization schedules proposed in literature for their application to continual learning. In line with observations in Co2L [7], its training regime is based on an SGD optimizer with momentum 0.9. The learning rate is scheduled in the same way for every task warming up from 0.0005 to 0.1 in the first ten epochs, then annealing by a cosine schedule back to its starting value. The first task is trained for 500 epochs, all subsequent tasks for 100 epochs, with a batch size of 256. The projection network necessary for this objective consists of an MLP with hidden dimension of 512, projecting to a 128 dimensional space. Barlow-Twins optimization is aligned to [33, 16]. We use an Adam optimizer with learning rate 0.0001 and weight decay 0.0005. We train 500 epochs for each task with batch size of 256. Again, the projection head is an MLP but with increased hidden and final projection dimension of 1024. Finally, SupCon and BarlowTwins rely on (heavy) data augmentations, but we also found them beneficial when using cross-entropy losses, see Supplemental for details.

**Probe optimization** To quantify the quality of the representation we apply probes based on linear- and k-nearest neighbors- ( $k$ NN) classifiers. Linear classifiers consist of a single linear layer. In the optimal probing case, reported mostly throughout the work, it is optimized with access to all training data. Linear probes are optimized for ten epochs using AdamW with hyper-parameters analogue to supervised training detailed above. We train five of these probes in parallel and report the mean to account for statistical deviation. To test continual learning performance, we optimize them with only 20 samples per class in Section 5.4. For results with  $k$ NN-classifiers, see Supplemental.

**Continual learning mechanisms** Next to naive finetuning, we consider two widely applied continual learning mechanisms, MAS [1] and replay, to evaluate their benefit for continually learned representations. MAS is using a value of  $\lambda = 1.0$  as advocated by its original authors. Replay uses a random selection of 20 exemplars per class. The weight of the loss on replayed samples is increased proportionally to the number of previously observed tasks, to prevent favoring the current task in the optimization.

## 5 Results

In this section we study improving and forgetting representations for continual learning. Using image classification experiments, we show that representations do forget catastrophically and that continually improving representations is harder than it might have appeared to be. Before we continue, we want to make a disclaimer about the optimizers we used. In Table 1, we show the linear probe accuracy of a downstream task for Split CIFAR-100 and Split MiniImageNet, with Stable SGD as defined in [38], Stable SGD without dropout (Stable SGD\*) and AdamW. While we found that Stable SGD\* *can* outperform AdamW in some cases, more often it was the other way around and Stable SGD was, in fact, unstable in certain settings. By default, we therefore show results with AdamW, unless the findings with Stable SGD are substantially different. In the main text we further only report results on Split MiniImage. All results with Stable SGD and/or CIFAR-100 are in the Supplemental.

	Stable SGD	Stable SGD*	AdamW
Split CIFAR-100	35.2 $\pm$ 6.2	42.5 $\pm$ 6.5	62.3 $\pm$ 6.3
Split MiniImageNet	67.0 $\pm$ 2.0	74.2 $\pm$ 2.6	68.2 $\pm$ 2.7

Table 1: Linear probe accuracy on a held-out task, after finishing training on the last task. Stable SGD works well on Split MiniImageNet, but not on Split CIFAR-100. Generally we found AdamW to be more stable than Stable SGD.

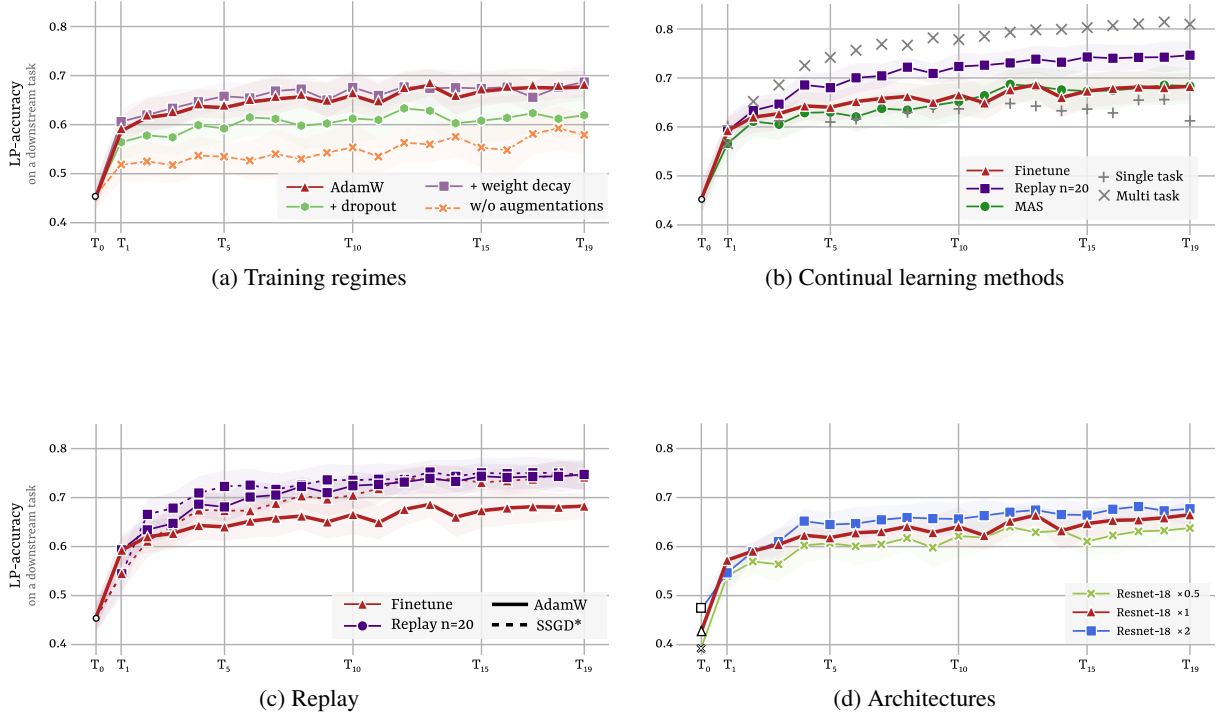


Figure 3: Linear probe (LP) accuracies on a downstream task for models continually trained on Split MiniImageNet. The evaluated task is a held-out task of the same dataset, on which the model is never trained. Results are averaged over 5 runs on different task orders.  $T_0$  indicates results on randomly initialized networks.

## 5.1 Representation forgetting

Studying forgetting in representations, there are two effects to take into account when a network is trained on a new task: the representation for a previously learned task could get worse because the network forgets what it had learned (feature forgetting), but it could also improve thanks to transferability of features learned on the new data (knowledge accumulation).

These effects will respectively show a decrease and increase in linear probe accuracy. Simply evaluating a single model cannot disentangle both effects. If the linear probe accuracy does not drop much - is this because the network did not forget, or because the representation improved? To answer this question, we train a set of ‘exclusion models’, in addition to the ‘standard’ continually trained model  $f$ . They are trained under exactly the same circumstances, except for the task sequence, where a single task is excluded. Exclusion model  $f^{-t}$  is trained on all tasks in  $\mathcal{T}$  except for task  $\mathcal{T}_t$ . When the linear probe accuracy of model  $f$  is higher than that of  $f^{-t}$ , it indicates that some information specific to task  $\mathcal{T}_t$ , which is not captured in the general representation, is remembered in the representation of model  $f$ .

We show the difference in linear probe accuracy between model  $f$  and model  $f^{-t}$  in Figure 2 for several different approaches to continual learning. While the representation of model  $f$  consistently learned something useful, or task-specific, from the data in the exclusion task, in all cases this was forgotten again after continued training on a few other tasks. By the end of training, none of the tested approaches to continual learning had a substantial advantage of having been trained on the exclusion task. MAS, replay and wide Resnets prevent representation forgetting for a while (area under the curve), but eventually forget as well. The advantage of actually training the entire model on a task diminishes, especially for replay, attested by the lower peaks for later tasks. This questions the benefit of continuing to train a model after its representation has largely converged, as the benefit of new task-specific information may not outweigh the forgetting of older tasks.

Perhaps closest to our experiments are those from Davari *et al.* [13]. They also evaluated the representation of a model after it was trained, and concluded that “*representation forgetting under naive finetuning [...] is not as catastrophic as other metrics suggest*”. We show that this is not a complete explanation. A model that was not trained on a certain task can get almost equally good linear probe accuracy, indicating that most of the task-specific information in the representation is forgotten. In the results of [13], the hidden effect of an improving general representation was not accounted for, and when one does, the conclusion is that representations do forget. This highlights the work that can

still be done in the second challenge (C2) for continual learning we identified in the introduction: preventing feature forgetting.

## 5.2 Improving representations

When a model’s representation is already well suited for a new task, it will have to change less to get good results. Less change reduces the probability of forgetting something that was crucial to remember past tasks. While most continual learning works are concerned with methods to reduce forgetting, some have observed that certain architectures and training regimes can forget less too [38, 37]. In this section we look at both approaches and find that especially the latter can improve the general representation substantially. We evaluate the quality of a continually learned representation by linear probing with a held-out task, and we report its performance after each trained task. For our experiments we chose the held-out task to always be the last task in  $\mathcal{T}$ .

**Optimization** Recently, Mirzadeh *et al.* showed that training regimes are an important aspect of continual learning [38]. They combine training techniques that improve the final output accuracy, without using continual learning mechanisms that explicitly attempt to prevent forgetting. We revisit similar ideas, but from the representation perspective. Our results are in Figure 3a. First, inspired by the strong results in [3], we test training each task with and without augmentations. They can reduce the number of shortcut solutions in a neural network [47] and improve the representation significantly, which is confirmed by our experiment. We therefore use augmentations by default in all other experiments. With an SGD optimizer, weight decay can harm performance [14, 38], but we find that with AdamW it does not have an effect on the representation, so we do not investigate weight decay further. Interestingly, dropout is found to be useful for continual learning in [38, 14], but in our experiments the continually learned representations generalize considerably better without dropout. Dropout acts as a regularizer and can prevent overfitting [53], resulting in lower test errors. The earlier works suggesting dropout as a useful practice in continual learning do not consider augmentations during training. Yet when augmentations are combined with dropout, we show that its advantage on the current task largely disappears (see Figure 4a). Crucially, we also find that the benefit of dropout is different in nature from that of using augmentations. Dropout improves the current task performance, but not the general representation. This is also found in [25], where ImageNet models trained without dropout transfer better. Considering that dropout also results in faster forgetting (see Figure 4a), we conclude that optimizing with augmentations, but without dropout is the preferable choice.

**Methods** Continual learning methods can prevent forgetting to some extent, but only after a task is learned. Here, we revisit MAS [1] and replay to test how they influence the general representation, see Figure 3b. While MAS remembers early task representations (Section 5.1), we find that its final representation quality is of the same level as that of finetuning. This is in line with what is reported in both [13, 62]. Instead, Hu *et al.* report an advantage of MAS [21]. This is possibly an effect of their trained tasks (ImageNet) overlapping more with their downstream tasks (*e.g.* classifying planes, cars and pets), as we found that MAS can indeed remember some overlapping information. Also shown in this plot are two baselines, single task and multi task training, to put these results in perspective. Single task is a model trained on only one task, for as many iterations as the sequential models have (*e.g.* at  $\mathcal{T}_5$  it is trained for 250 epochs on the fifth task). Its results show that representations of sequential models (*e.g.* finetuning) benefit slightly from having more diverse data, even if those data are not seen together. The multi task baseline is a model that is jointly trained on all data seen up to that point (*e.g.* at  $\mathcal{T}_5$ , it is trained on tasks one until five together for 50 epochs). This provides a realistic upper target for the best representation that can be learned in the current setting.

**Replay and stable SGD\*** Replay has been one of the most reliable and effective continual learning strategies, possibly in part because it learns stronger representations. Yet in [62], it is claimed that replay does not offer benefits in continual representation learning. With AdamW, we show that replay does have an advantage (see Figure 3b). In Figure 3c, we combine replay with both Stable SGD\* and AdamW. When using Stable SGD\* with replay, the results improve faster than without replay, but by the end of training the representations for downstream tasks are very similar. We note again that we were not able to reproduce this strong result with Stable SGD\* (or the original version of Stable SGD) on Split CIFAR-100. One of the important aspects of Stable SGD is its learning rate, which decreases after every task. We hypothesize that replay with AdamW might have a similar effect. After each task the replay loss is weighted more than the loss of the new samples, which might implicitly reduce the learning rate of the new data. Exactly figuring out how replay and training regimes interact is beyond the scope of this work and will thus be left for future work.

**Architectures** The architecture of a model is an important aspect in deep learning. Both deepening and widening networks have led to increasingly better models [48, 58]. In continual learning, mostly wider networks have shown benefits and are claimed to forget less [36, 13]. In Figure 3d, we show that using wider networks can also result in

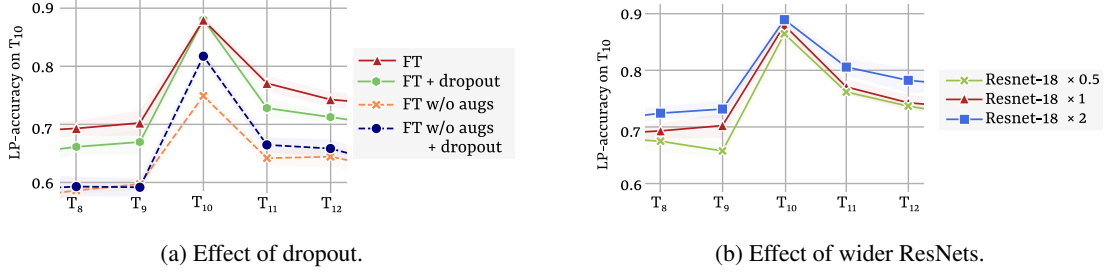


Figure 4: Details of the linear probe (LP) accuracy on  $T_{10}$ . Panel (a): Dropout increases peak performance, but forgets the representation more. Using augmentations gives a stronger initial representation, resulting in lower forgetting after the task. Panel (b): Wider ResNets start from a stronger representation, so when they forget their performance is still higher.

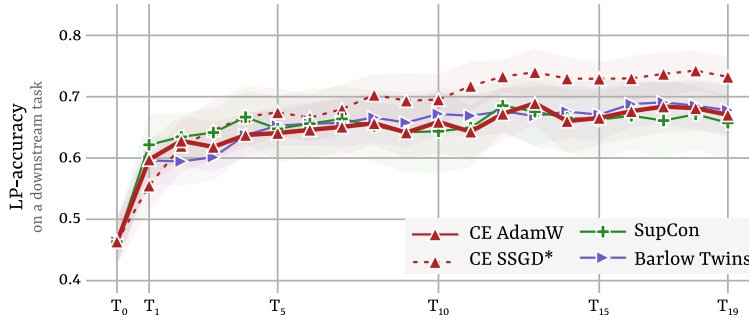


Figure 5: Linear probe (LP) accuracies on a MiniImageNet downstream task for continually trained models using different training objectives: cross entropy (CE), a supervised contrastive loss (SupCon) and self-supervised learning (Barlow Twins). Details are the same as in Figure 3.

increased knowledge accumulation, which is in line with earlier work stating that wide networks generalize better [29]. Mirzadeh *et al.* [36] argue that forgetting less is an important part of the story. We agree, but we believe forgetting and generalization are tightly related. Wide networks start from a better representation before a task is trained, and therefore drop less after most of the task-specific knowledge is forgotten (which they do, see Section 5.1). We illustrate this in Figure 4b. Again, this highlights the importance of having strong representations before a task starts, as it will reduce the amount of changes needed while learning new tasks.

### 5.3 Training objectives

When good representations are a goal, contrastive and self-supervised methodologies are an evident tool. To test these, we compare cross-entropy with a standard supervised contrastive objective (SupCon) and a self-supervised method (Barlow Twins). Intrigued by recent approaches in continual learning featuring these, our hypothesis is that they form richer representations, which could result in less forgetting and better downstream task performance. The results in Figure 5 show that both Barlow Twins and SupCon perform similarly to cross-entropy finetuning with AdamW. For Barlow Twins this is perhaps already a solid result. It does not use any labels, yet it still learns a representation that is on par with an approach that uses all the labels. Using the newest self-supervised techniques [10, 11], can possibly even further increase this performance. SupCon does use all the labels, yet its representation is not better than that of the baseline. Especially, for this objective we found - during preliminary experimentation - that hyper-parameter selection can be delicate and cause random results. A potential explanation, i.e. collapse of the representation, was given in this work [17]. Overall, we want to stay conservative with drawing conclusions. It is possible that supervised cross-entropy training under same data augmentations yields representations that are equally rich. At the same time, we point out that training regimes for self-supervised and contrastive objectives in continual learning are rarely examined with continual learning in mind, and still strongly oriented at joint training setups.

### 5.4 Continual learning performance

As a final experiment, we look at the relation of the representation quality for a downstream task and the continual learning performance on all seen tasks. As a first approach to obtain a measure for continual learning performance, we



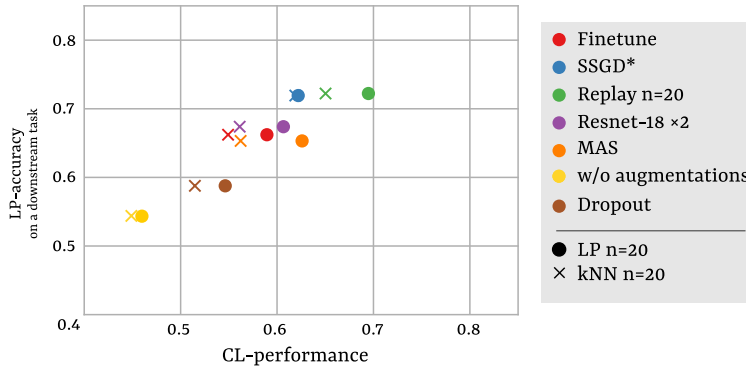


Figure 6: Relation of the general representation quality, as measured by an optimal linear probe (LP) on a downstream task, versus the average continual learning (CL) performance on all seen tasks. With either 20 available samples per class to probe the task-specific heads, or to use in  $k$ -NN.

re-train the heads of the network with 20 samples per class, which is as many as used in our replay implementation. As this requires updating the head, we additionally report  $k$ -NN results with 20 samples per class, which does not require any further training. The representation quality is assessed by linear probing a downstream task, *i.e.* the final value in Figure 3. The results are in Figure 6. Both measures of continual learning performance on past tasks correlate strongly with representation quality, with  $r^2$  values of 0.93 (linear head) and 0.98 ( $k$ -NN). This again highlights the importance of good representations in continual learning.

## 6 Final remarks

Before we conclude we want to make some remarks on the results presented in this work. Our experiments are based on a task-incremental setup, but that does not mean they could not be relevant for domain- or class-incremental setups [50]. During training, the task identifier is *only* used to select the correct head. As the shared backbone does not use task information it could be argued that the problem of continual representation learning is in fact a form of domain-incremental learning. We also note that the training procedure we use is identical to the often used ‘label trick’ in class-incremental learning [61]. Furthermore, when testing the representation, we either use held-out classes or a set of classes that only one of the models was trained on, which implies that our experimental results would be the same in a class-incremental learning scenario.

While task-specific representations obviously boost the performance of their task, it is not unthinkable that they could also improve the general representation. The combination of general and many different task-specific features possibly explains the difference in knowledge accumulation between jointly optimized models and continually trained ones. So while it is important to remember specific features to not forget past tasks, remembering them might also help to improve the general representation itself.

We shed a light on how some continual learning methods and representation learning practices influence the accumulation of knowledge in continually learned representations for natural images, but there remain multiple aspects that require further investigation. First, the interaction of replay with Stable SGD is interesting - why does replay not improve the representation with this optimizer, while it does significantly do so with AdamW? Secondly, we were surprised by SupCon not improving upon the finetuned baseline, despite it being specifically designed to learn more diverse representations. How to optimally use SupCon and self supervised losses in continual learning thus remains an open question.

## 7 Conclusion

In this work we studied how deep neural networks learn and forget representations when continually trained on a sequence of image classification tasks. We showed that even though the representations of these networks continually accumulate knowledge, they also consistently, and often quickly and catastrophically, forget task-specific features. Learning better general representation and preventing feature forgetting offer two ways forward to improve continual learning performance. We found that the use of augmentations, replay and wide networks can consistently increase the quality of continually learned representations, but these tools do not seem to satisfactorily address feature forgetting.

Finally, we hope that with the work we present here, future continual learning solutions will be evaluated not only on their output performance, but also on their representation quality and protection against forgetting specific features.

## 8 Acknowledgements

This paper is part of a project that has received funding from the European Union under the Horizon 2020 research and innovation program (ERC project KeepOnLearning, grant agreement No. 101021347) and under Horizon Europe (Marie Skłodowska-Curie fellowship, grant agreement No. 101067759).

## References

- [1] Rahaf Aljundi, Francesca Babiloni, Mohamed Elhoseiny, Marcus Rohrbach, and Tinne Tuytelaars. Memory aware synapses: Learning what (not) to forget. In *Proceedings of the European conference on computer vision (ECCV)*, pages 139–154, 2018. [3](#), [5](#), [7](#)
- [2] Yoshua Bengio, Aaron Courville, and Pascal Vincent. Representation learning: A review and new perspectives. *IEEE transactions on pattern analysis and machine intelligence*, 35(8):1798–1828, 2013. [1](#), [3](#), [4](#)
- [3] Pietro Buzzega, Matteo Boschini, Angelo Porrello, Davide Abati, and Simone Calderara. Dark experience for general continual learning: a strong, simple baseline. *Advances in neural information processing systems*, 33:15920–15930, 2020. [7](#)
- [4] Lucas Caccia, Rahaf Aljundi, Tinne Tuytelaars, Joelle Pineau, and Eugene Belilovsky. Reducing representation drift in online continual learning. *arXiv preprint arXiv:2104.05025*, 1(3), 2021. [3](#)
- [5] Lucas Caccia and Joelle Pineau. Special: Self-supervised pretraining for continual learning. In *Continual Semi-Supervised Learning: First International Workshop, CSSL 2021, Virtual Event, August 19–20, 2021, Revised Selected Papers*, pages 91–103. Springer, 2022. [2](#)
- [6] Massimo Caccia, Pau Rodriguez, Oleksiy Ostapenko, Fabrice Normandin, Min Lin, Lucas Page-Caccia, Issam Hadj Laradji, Irina Rish, Alexandre Lacoste, David Vázquez, et al. Online fast adaptation and knowledge accumulation (osaka): a new approach to continual learning. *Advances in Neural Information Processing Systems*, 33:16532–16545, 2020. [3](#)
- [7] Hyuntak Cha, Jaeho Lee, and Jinwoo Shin. Co2l: Contrastive continual learning. In *Proceedings of the IEEE/CVF International conference on computer vision*, pages 9516–9525, 2021. [3](#), [5](#)
- [8] Sungmin Cha, Dongsu Shim, Hyunwoo Kim, Moontae Lee, Honglak Lee, and Taesup Moon. Is continual learning truly learning representations continually? *arXiv preprint arXiv:2206.08101*, 2022. [1](#), [3](#)
- [9] Ting Chen, Simon Kornblith, Mohammad Norouzi, and Geoffrey Hinton. A simple framework for contrastive learning of visual representations. In *International conference on machine learning*, pages 1597–1607. PMLR, 2020. [4](#), [13](#)
- [10] Ting Chen, Simon Kornblith, Kevin Swersky, Mohammad Norouzi, and Geoffrey E Hinton. Big self-supervised models are strong semi-supervised learners. *Advances in neural information processing systems*, 33:22243–22255, 2020. [8](#)
- [11] Xinlei Chen, Saining Xie, and Kaiming He. An empirical study of training self-supervised vision transformers. In *Proceedings of the IEEE/CVF International Conference on Computer Vision*, pages 9640–9649, 2021. [8](#)
- [12] Gabriella Csurka, Christopher Dance, Lixin Fan, Jutta Willamowski, and Cédric Bray. Visual categorization with bags of keypoints. In *Workshop on statistical learning in computer vision, ECCV*, volume 1, pages 1–2. Prague, 2004. [3](#)
- [13] MohammadReza Davari, Nader Asadi, Sudhir Mudur, Rahaf Aljundi, and Eugene Belilovsky. Probing representation forgetting in supervised and unsupervised continual learning. In *Proceedings of the IEEE/CVF Conference on Computer Vision and Pattern Recognition*, pages 16712–16721, 2022. [1](#), [2](#), [3](#), [4](#), [6](#), [7](#)
- [14] Matthias De Lange, Rahaf Aljundi, Marc Masana, Sarah Parisot, Xu Jia, Aleš Leonardis, Gregory Slabaugh, and Tinne Tuytelaars. A continual learning survey: Defying forgetting in classification tasks. *IEEE transactions on pattern analysis and machine intelligence*, 44(7):3366–3385, 2022. [1](#), [7](#)
- [15] Jia Deng, Wei Dong, Richard Socher, Li-Jia Li, Kai Li, and Li Fei-Fei. Imagenet: A large-scale hierarchical image database. In *2009 IEEE conference on computer vision and pattern recognition*, pages 248–255. Ieee, 2009. [3](#)
- [16] Enrico Fini, Victor G Turrissi Da Costa, Xavier Alameda-Pineda, Elisa Ricci, Karteek Alahari, and Julien Mairal. Self-supervised models are continual learners. In *Proceedings of the IEEE/CVF Conference on Computer Vision and Pattern Recognition*, pages 9621–9630, 2022. [3](#), [5](#)
- [17] Daniel Y Fu, Mayee F Chen, Michael Zhang, Kayvon Fatahalian, and Christopher Ré. The details matter: Preventing class collapse in supervised contrastive learning. In *Computer Sciences & Mathematics Forum*, volume 3, page 4. MDPI, 2022. [8](#)
- [18] Ian Goodfellow, Yoshua Bengio, and Aaron Courville. *Deep learning*. MIT press, 2016. [3](#)
- [19] Tyler L Hayes and Christopher Kanan. Lifelong machine learning with deep streaming linear discriminant analysis. In *Proceedings of the IEEE/CVF conference on computer vision and pattern recognition (CVPR) workshops*, pages 220–221, 2020. [2](#)
- [20] Kaiming He, Xiangyu Zhang, Shaoqing Ren, and Jian Sun. Deep residual learning for image recognition. In *Proceedings of the IEEE conference on computer vision and pattern recognition*, pages 770–778, 2016. [5](#)
- [21] Dapeng Hu, Shipeng Yan, Qizhengqiu Lu, HONG Lanqing, Hailin Hu, Yifan Zhang, Zhenguo Li, Xinchao Wang, and Jiashi Feng. How well does self-supervised pre-training perform with streaming data? In *International Conference on Learning Representations*, 2022. [3](#), [7](#)

- [22] Khurram Javed and Martha White. Meta-learning representations for continual learning. *Advances in neural information processing systems*, 32, 2019. 3
- [23] Longlong Jing and Yingli Tian. Self-supervised visual feature learning with deep neural networks: A survey. *IEEE transactions on pattern analysis and machine intelligence*, 43(11):4037–4058, 2020. 3
- [24] Prannay Khosla, Piotr Teterwak, Chen Wang, Aaron Sarna, Yonglong Tian, Phillip Isola, Aaron Maschinot, Ce Liu, and Dilip Krishnan. Supervised contrastive learning. *Advances in neural information processing systems*, 33:18661–18673, 2020. 4, 5
- [25] Simon Kornblith, Jonathon Shlens, and Quoc V Le. Do better imagenet models transfer better? In *Proceedings of the IEEE/CVF conference on computer vision and pattern recognition*, pages 2661–2671, 2019. 3, 7
- [26] Alex Krizhevsky, Geoffrey Hinton, et al. Learning multiple layers of features from tiny images. Technical report, University of Toronto, 2009. 4
- [27] Alex Krizhevsky, Ilya Sutskever, and Geoffrey E Hinton. Imagenet classification with deep convolutional neural networks. *Communications of the ACM*, 60(6):84–90, 2017. 3
- [28] Yann LeCun, Yoshua Bengio, and Geoffrey Hinton. Deep learning. *nature*, 521(7553):436–444, 2015. 3
- [29] Jaehoon Lee, Yasaman Bahri, Roman Novak, Samuel S Schoenholz, Jeffrey Pennington, and Jascha Sohl-Dickstein. Deep neural networks as gaussian processes. *arXiv preprint arXiv:1711.00165*, 2017. 8
- [30] Zhizhong Li and Derek Hoiem. Learning without forgetting. *IEEE transactions on pattern analysis and machine intelligence*, 40(12):2935–2947, 2017. 4
- [31] Ilya Loshchilov and Frank Hutter. Decoupled weight decay regularization. *arXiv preprint arXiv:1711.05101*, 2017. 5
- [32] Zheda Mai, Ruiwen Li, Hyunwoo Kim, and Scott Sanner. Supervised contrastive replay: Revisiting the nearest class mean classifier in online class-incremental continual learning. In *Proceedings of the IEEE/CVF Conference on Computer Vision and Pattern Recognition*, pages 3589–3599, 2021. 2, 3
- [33] Valerio Marsocci and Simone Scardapane. Continual barlow twins: continual self-supervised learning for remote sensing semantic segmentation. *arXiv preprint arXiv:2205.11319*, 2022. 3, 5
- [34] Alexander Mathis, Pranav Mamidanna, Kevin M Cury, Taiga Abe, Venkatesh N Murthy, Mackenzie Weygandt Mathis, and Matthias Bethge. Deeplabcut: markerless pose estimation of user-defined body parts with deep learning. *Nature neuroscience*, 21(9):1281–1289, 2018. 3
- [35] Michael McCloskey and Neal J Cohen. Catastrophic interference in connectionist networks: The sequential learning problem. In *Psychology of learning and motivation*, volume 24, pages 109–165. Elsevier, 1989. 1
- [36] Seyed Iman Mirzadeh, Arslan Chaudhry, Dong Yin, Huiyi Hu, Razvan Pascanu, Dilan Gorur, and Mehrdad Farajtabar. Wide neural networks forget less catastrophically. In *International Conference on Machine Learning*, pages 15699–15717. PMLR, 2022. 7, 8
- [37] Seyed Iman Mirzadeh, Mehrdad Farajtabar, and Hassan Ghasemzadeh. Dropout as an implicit gating mechanism for continual learning. In *Proceedings of the IEEE/CVF Conference on Computer Vision and Pattern Recognition Workshops*, pages 232–233, 2020. 7
- [38] Seyed Iman Mirzadeh, Mehrdad Farajtabar, Razvan Pascanu, and Hassan Ghasemzadeh. Understanding the role of training regimes in continual learning. *Advances in Neural Information Processing Systems*, 33:7308–7320, 2020. 5, 7, 13
- [39] Kengo Murata, Tetsuya Toyota, and Kouzou Ohara. What is happening inside a continual learning model? a representation-based evaluation of representational forgetting. In *Proceedings of the IEEE/CVF Conference on Computer Vision and Pattern Recognition Workshops*, pages 234–235, 2020. 3
- [40] Adam Paszke, Sam Gross, Francisco Massa, Adam Lerer, James Bradbury, Gregory Chanan, Trevor Killeen, Zeming Lin, Natalia Gimelshein, Luca Antiga, Alban Desmaison, Andreas Kopf, Edward Yang, Zachary DeVito, Martin Raison, Alykhan Tejani, Sasank Chilamkurthy, Benoit Steiner, Lu Fang, Junjie Bai, and Soumith Chintala. Pytorch: An imperative style, high-performance deep learning library. In *Advances in Neural Information Processing Systems 32*, pages 8024–8035. Curran Associates, Inc., 2019. 5
- [41] Quang Pham, Chenghao Liu, and Steven Hoi. Dualnet: Continual learning, fast and slow. *Advances in Neural Information Processing Systems*, 34:16131–16144, 2021. 2, 3
- [42] Vinay V Ramasesh, Ethan Dyer, and Maithra Raghu. Anatomy of catastrophic forgetting: Hidden representations and task semantics. *ICLR 2020*, 2021. 3
- [43] Vinay Venkatesh Ramasesh, Aitor Lewkowycz, and Ethan Dyer. Effect of scale on catastrophic forgetting in neural networks. In *International Conference on Learning Representations*, 2022. 2
- [44] Dushyant Rao, Francesco Visin, Andrei Rusu, Razvan Pascanu, Yee Whye Teh, and Raia Hadsell. Continual unsupervised representation learning. *Advances in Neural Information Processing Systems*, 32, 2019. 3
- [45] Sylvestre-Alvise Rebuffi, Alexander Kolesnikov, Georg Sperl, and Christoph H Lampert. icarl: Incremental classifier and representation learning. In *Proceedings of the IEEE conference on Computer Vision and Pattern Recognition*, pages 2001–2010, 2017. 2, 3
- [46] Ali Sharif Razavian, Hossein Azizpour, Josephine Sullivan, and Stefan Carlsson. Cnn features off-the-shelf: an astounding baseline for recognition. In *Proceedings of the IEEE conference on computer vision and pattern recognition workshops*, pages 806–813, 2014. 3
- [47] Connor Shorten and Taghi M Khoshgoftaar. A survey on image data augmentation for deep learning. *Journal of big data*, 6(1):1–48, 2019. 7
- [48] Karen Simonyan and Andrew Zisserman. Very deep convolutional networks for large-scale image recognition. *arXiv preprint arXiv:1409.1556*, 2014. 7

- [49] Kashvi Taunk, Sanjukta De, Srishti Verma, and Aleena Swetapadma. A brief review of nearest neighbor algorithm for learning and classification. In *2019 International Conference on Intelligent Computing and Control Systems (ICCS)*, pages 1255–1260. IEEE, 2019. 3
- [50] Gido M van de Ven, Tinne Tuytelaars, and Andreas S Tolias. Three types of incremental learning. *Nature Machine Intelligence*, 4(12):1185–1197, 2022. 1, 4, 9
- [51] Oriol Vinyals, Charles Blundell, Timothy Lillicrap, Daan Wierstra, et al. Matching networks for one shot learning. *Advances in neural information processing systems*, 29, 2016. 4
- [52] Yaqing Wang, Quanming Yao, James T Kwok, and Lionel M Ni. Generalizing from a few examples: A survey on few-shot learning. *ACM computing surveys (csur)*, 53(3):1–34, 2020. 3
- [53] Colin Wei, Sham Kakade, and Tengyu Ma. The implicit and explicit regularization effects of dropout. In *International conference on machine learning*, pages 10181–10192. PMLR, 2020. 7
- [54] Karl Weiss, Taghi M Khoshgoftaar, and DingDing Wang. A survey of transfer learning. *Journal of Big data*, 3(1):1–40, 2016. 3
- [55] Yue Wu, Yinpeng Chen, Lijuan Wang, Yuancheng Ye, Zicheng Liu, Yandong Guo, and Yun Fu. Large scale incremental learning. In *Proceedings of the IEEE/CVF Conference on Computer Vision and Pattern Recognition*, pages 374–382, 2019. 2, 3
- [56] Yuwen Xiong, Mengye Ren, and Raquel Urtasun. Learning to remember from a multi-task teacher. *arXiv preprint arXiv:1910.04650*, 2019. 3
- [57] Jason Yosinski, Jeff Clune, Yoshua Bengio, and Hod Lipson. How transferable are features in deep neural networks? *Advances in neural information processing systems*, 27, 2014. 3
- [58] Sergey Zagoruyko and Nikos Komodakis. Wide residual networks. In *British Machine Vision Conference 2016*. British Machine Vision Association, 2016. 7
- [59] Jure Zbontar, Li Jing, Ishan Misra, Yann LeCun, and Stéphane Deny. Barlow twins: Self-supervised learning via redundancy reduction. In *International Conference on Machine Learning*, pages 12310–12320. PMLR, 2021. 5
- [60] Matthew D Zeiler and Rob Fergus. Visualizing and understanding convolutional networks. In *Computer Vision—ECCV 2014: 13th European Conference, Zurich, Switzerland, September 6–12, 2014, Proceedings, Part I 13*, pages 818–833. Springer, 2014. 3, 4
- [61] Chen Zeno, Itay Golan, Elad Hoffer, and Daniel Soudry. Task agnostic continual learning using online variational bayes. *arXiv preprint arXiv:1803.10123v3*, 2019. 9
- [62] Xiao Zhang, Dejing Dou, and Ji Wu. Feature forgetting in continual representation learning. *arXiv preprint arXiv:2205.13359*, 2022. 1, 2, 3, 7

## Supplementary Material

The supplement material contains additional information on the implementation details and extra results for the experimentation in the main text. The section **A** covers hyper-parameters of the Stable SGD optimizer and our data augmentation pipeline. Section **B** includes tables with the numbers for the figures of the main paper.

### A Further implementation details

Code and instructions to reproduce our experiments are attached as Supplemental Material, and will be made public upon acceptance.

#### A.1 Stable SGD

Originally proposed by Mirzadeh *et al.*, Stable SGD defines a specific set of hyperparameters for the SGD optimizer in continual learning [38]. This is, an SGD optimizer with initial learning rate 0.1 that is decaying exponentially after each task by a factor of 0.8. No further scheduling is used within the tasks itself, however we keep the momentum value of 0.9. Stable SGD is trained with 50 epochs per task, with batch size reduced to 16, which thus increases the number of iterations per task.

In its original formulation Stable SGD optimization is accompanied by dropout-layers in the model. As illustrated in Table 1 in the main text and further explain in our results in Section 5.2, dropout can improve the current task performance, but hurts the representation overall. Apart from in Table 1, we therefore always use Stable SGD *without* dropout, indicated with SSGD\*

#### A.2 Augmentations

In all experiments but the ones on Split CIFAR-100 and where explicitly mentioned, we use the data augmentation pipeline from SimCLR [9]. For convenience, we list them here, but for a more elaborate explanation we refer to the original paper. The augmentations pipeline consists of random crops and horizontal flips, color-jitter (brightness=0.4, contrast=0.4, saturation=0.2, hue=0.1), random grayscaling (p=20%) and Gaussian blur using a kernel of size 9 and sigma range 0.1 to 0.2. In PyTorch, the augmentations are defined as in the pseudo example at the end of this section.

With Split CIFAR-100, we found the ColorJitter, GrayScale and Blur to lead to worse results so we removed them. This was based on simple experiments with only training a single task and the standard output accuracy. We did not optimize any hyperparameters of the augmentations; we only validated their effectiveness by turning them on/off with the aforementioned parameters.

```
from torchvision.transforms import *

RandomHorizontalFlip(p=0.5),
RandomResizedCrop(size=(32, 32), scale=(0.2, 1.0)),
RandomApply([
    ColorJitter(brightness=0.4, contrast=0.4, saturation=0.2, hue=0.1)],
    p=0.8),
RandomGrayscale(p=0.2),
RandomApply([
    GaussianBlur(kernel_size=input_size[0]//20*2+1, sigma=(0.1, 2.0))],
    p=0.5)
```

#### A.3 Continual learning tasks

We average all results over 5 runs, and report mean and standard error of the mean (SEM). The seed determines the class order and thus the classes that are part of the different tasks. To facilitate reproducibility and fair comparisons to our results, we include a list of class indices and their Wordnet Synset name in Table 2. In Table 3, these indices are grouped per task for every seed we run. The relatively high variability in difficulty of each class and thus each task, makes that we report standard errors rather than standard deviations in our result. While the absolute values of the results have a high variability because of the different task orders, the relative comparisons of different methods are consistent across the different seeds.

idx	Synset	Synset name	idx	Synset	Synset name	idx	Synset	Synset name
0	n01532829	house_finch	33	n03400231	frying_pan	66	n02981792	catamaran
1	n01558993	robin	34	n03476684	hair_slide	67	n03980874	poncho
2	n01704323	triceratops	35	n03527444	holster	68	n03770439	miniskirt
3	n01749939	green_mamba	36	n03676483	lipstick	69	n02091244	Ibizan_hound
4	n01770081	harvestman	37	n03838899	oboe	70	n02114548	white_wolf
5	n01843383	toucan	38	n03854065	organ	71	n02174001	rhinoceros_beetle
6	n01910747	jellyfish	39	n03888605	parallel_bars	72	n03417042	garbage_truck
7	n02074367	dugong	40	n03908618	pencil_box	73	n02971356	carton
8	n02089867	Walker_hound	41	n03924679	photocopier	74	n03584254	iPod
9	n02091831	Saluki	42	n03998194	prayer_rug	75	n02138441	meerkat
10	n02101006	Gordon_setter	43	n04067472	reel	76	n03773504	missile
11	n02105505	komondor	44	n04243546	slot	77	n02950826	cannon
12	n02108089	boxer	45	n04251144	snorkel	78	n01855672	goose
13	n02108551	Tibetan_mastiff	46	n04258138	solar_dish	79	n09256479	coral_reef
14	n02108915	French_bulldog	47	n04275548	spider_web	80	n02110341	dalmatian
15	n02111277	Newfoundland	48	n04296562	stage	81	n01930112	nematode
16	n02113712	miniature_poodle	49	n04389033	tank	82	n02219486	ant
17	n02120079	Arctic_fox	50	n04435653	tile_roof	83	n02443484	black-footed_ferret
18	n02165456	ladybug	51	n04443257	tobacco_shop	84	n01981276	king_crab
19	n02457408	three-toed_sloth	52	n04509417	unicycle	85	n02129165	lion
20	n02606052	rock_beauty	53	n04515003	upright	86	n04522168	vase
21	n02687172	aircraft_carrier	54	n04596742	wok	87	n02099601	golden_retriever
22	n02747177	ashcan	55	n04604644	worm_fence	88	n03775546	mixing_bowl
23	n02795169	barrel	56	n04612504	yawl	89	n02110063	alamute
24	n02823428	beer_bottle	57	n06794110	street_sign	90	n02116738	African_hunting_dog
25	n02966193	carousel	58	n07584110	consomme	91	n03146219	cuirass
26	n03017168	chime	59	n07697537	hotdog	92	n02871525	bookshop
27	n03047690	clog	60	n07747607	orange	93	n03127925	crate
28	n03062245	cocktail_shaker	61	n09246464	cliff	94	n03544143	hourglass
29	n03207743	dishrag	62	n13054560	bolete	95	n03272010	electric_guitar
30	n03220513	dome	63	n13133613	ear	96	n07613480	trifle
31	n03337140	file	64	n03535780	horizontal_bar	97	n04146614	school_bus
32	n03347037	fire_screen	65	n03075370	combination_lock	98	n04418357	theater_curtain

Table 2: The classes included in Split MiniImagenet, with their index, (which is not general, but used in the task splits), their synsets and their name.

## B Extra results

To allow a complete comparison of our results in the main paper, as well as additional results on Split CIFAR-100 and with Stable SGD\*, we include here two tables with detailed results.

**Exclusion results** In Table 4, the final results for task exclusion comparison are shown, at the end of the task sequence (*i.e.*  $EXC_{i,T}$ , with  $i$  the index of the excluded task). We show these results for representation probing with linear probes and with  $k$ -NN with 200 samples. Next to the exclusion results, the final representations quality of model  $f$  (*i.e.* the one that has seen the exclusion task) is reported.

**Representation quality results** Table 5 shows the qualitative results of the experiments in Figure 3 and Figure 5. The reported numbers are the final results, *i.e.* the end of the plotted lines. Additionally, we also indicate the continual learning performance of the tested models and training regimes, using the average accuracy of all trained tasks immediately after the last task in the training sequence.

	Seed 42	Seed 52	Seed 62	Seed 72	Seed 82
T1	83 - 53 - 70 - 45 - 44	82 - 8 - 44 - 19 - 2	76 - 48 - 62 - 80 - 29	76 - 82 - 43 - 16 - 84	72 - 33 - 58 - 2 - 55
T2	39 - 22 - 80 - 10 - 0	73 - 37 - 89 - 67 - 18	99 - 60 - 89 - 39 - 69	95 - 78 - 91 - 30 - 22	84 - 54 - 75 - 28 - 40
T3	18 - 30 - 73 - 33 - 90	4 - 92 - 83 - 24 - 14	14 - 74 - 59 - 87 - 55	1 - 96 - 25 - 81 - 62	39 - 15 - 41 - 12 - 35
T4	4 - 76 - 77 - 12 - 31	93 - 90 - 84 - 81 - 66	40 - 46 - 54 - 92 - 7	5 - 18 - 63 - 14 - 24	23 - 49 - 91 - 32 - 38
T5	55 - 88 - 26 - 42 - 69	40 - 72 - 56 - 36 - 51	6 - 32 - 77 - 27 - 63	23 - 75 - 9 - 60 - 27	64 - 68 - 6 - 92 - 18
T6	15 - 40 - 96 - 9 - 72	50 - 68 - 88 - 55 - 57	96 - 33 - 49 - 25 - 68	83 - 20 - 90 - 55 - 36	48 - 47 - 13 - 89 - 79
T7	11 - 47 - 85 - 28 - 93	27 - 29 - 80 - 3 - 94	26 - 94 - 38 - 85 - 98	4 - 10 - 77 - 93 - 33	96 - 22 - 34 - 81 - 63
T8	5 - 66 - 65 - 35 - 16	53 - 62 - 87 - 52 - 95	61 - 43 - 93 - 15 - 28	58 - 35 - 97 - 11 - 59	53 - 85 - 14 - 50 - 44
T9	49 - 34 - 7 - 95 - 27	70 - 12 - 1 - 97 - 48	36 - 2 - 42 - 75 - 31	56 - 98 - 47 - 86 - 38	24 - 61 - 11 - 0 - 21
T10	19 - 81 - 25 - 62 - 13	60 - 47 - 65 - 10 - 41	22 - 56 - 3 - 67 - 19	85 - 66 - 49 - 41 - 87	10 - 59 - 90 - 71 - 56
T11	24 - 3 - 17 - 38 - 8	17 - 96 - 9 - 49 - 30	20 - 90 - 50 - 84 - 66	42 - 99 - 57 - 0 - 6	17 - 76 - 1 - 95 - 70
T12	78 - 6 - 64 - 36 - 89	38 - 58 - 0 - 26 - 21	70 - 97 - 4 - 64 - 44	70 - 13 - 50 - 40 - 68	94 - 37 - 5 - 4 - 26
T13	56 - 99 - 54 - 43 - 50	31 - 15 - 75 - 25 - 6	82 - 47 - 95 - 41 - 51	48 - 73 - 37 - 8 - 39	60 - 20 - 45 - 98 - 74
T14	67 - 46 - 68 - 61 - 97	74 - 59 - 64 - 43 - 34	23 - 5 - 79 - 88 - 34	32 - 3 - 89 - 51 - 44	62 - 57 - 73 - 97 - 87
T15	79 - 41 - 58 - 48 - 98	20 - 77 - 7 - 78 - 71	16 - 35 - 52 - 71 - 72	17 - 54 - 15 - 67 - 2	46 - 51 - 7 - 82 - 83
T16	57 - 75 - 32 - 94 - 59	22 - 39 - 63 - 76 - 85	57 - 12 - 1 - 13 - 86	31 - 52 - 61 - 34 - 71	19 - 88 - 9 - 8 - 52
T17	63 - 84 - 37 - 29 - 1	79 - 45 - 61 - 42 - 46	78 - 8 - 21 - 91 - 83	64 - 92 - 65 - 53 - 28	30 - 65 - 16 - 36 - 69
T18	52 - 21 - 2 - 23 - 87	54 - 91 - 16 - 5 - 33	10 - 0 - 65 - 73 - 37	72 - 80 - 12 - 45 - 21	25 - 67 - 43 - 29 - 42
T19	91 - 74 - 86 - 82 - 20	35 - 98 - 69 - 32 - 99	45 - 30 - 17 - 53 - 58	29 - 7 - 26 - 79 - 69	78 - 80 - 31 - 86 - 93
Downstream task	60 - 71 - 14 - 92 - 51	86 - 23 - 13 - 11 - 28	11 - 9 - 81 - 24 - 18	94 - 74 - 46 - 19 - 88	77 - 27 - 99 - 66 - 3

Table 3: Task splits used in the results with Split MiniImagenet. The indices correspond to the classes listed in Table 2. Results reported on Split MiniImagenet average over these 5, randomly determined, task sequences.

Dataset	Excl. Task	Optimizer	Method	$k$ -NN $n = 200$		Linear Probes	
				EXC $_{T,i}$	$k$ -NN $^f_{T,i}$	EXC $_{T,i}$	LP $^f_{T,i}$
Mini ImageNet	T1	AdamW	FT	1.68 ± 2.30	60.48 ± 1.28	-0.94 ± 1.02	72.43 ± 1.88
			MAS	0.88 ± 1.38	62.48 ± 1.53	0.22 ± 0.82	71.66 ± 2.39
			Replay $n = 20$	5.20 ± 1.64	74.32 ± 1.99	2.37 ± 1.18	80.91 ± 2.82
			Resnet 18 × 2	1.50 ± 2.03	60.72 ± 1.74	0.25 ± 1.10	73.90 ± 1.98
		SSGD*	FT	2.40 ± 0.38	68.68 ± 2.04	0.03 ± 1.11	76.97 ± 2.80
			MAS	0.00 ± 1.85	64.68 ± 3.18	-0.54 ± 1.46	73.24 ± 3.97
			Replay $n = 20$	0.16 ± 1.10	71.52 ± 2.56	1.78 ± 1.10	76.12 ± 3.12
			Resnet 18 × 2	-0.16 ± 0.47	69.12 ± 2.04	0.58 ± 0.67	79.63 ± 2.69
	T5	AdamW	FT	-0.36 ± 1.23	61.72 ± 1.49	1.03 ± 1.47	76.30 ± 1.94
			MAS	1.40 ± 2.04	65.36 ± 2.89	1.78 ± 0.98	76.22 ± 1.66
			Replay $n = 20$	5.16 ± 0.99	77.60 ± 1.49	1.34 ± 0.05	82.18 ± 1.23
			Resnet 18 × 2	0.40 ± 0.97	62.64 ± 1.36	1.43 ± 0.89	78.11 ± 1.81
		SSGD*	FT	1.28 ± 1.37	71.56 ± 1.31	-2.18 ± 0.89	77.45 ± 1.63
			MAS	-0.52 ± 2.30	65.04 ± 3.43	0.78 ± 1.11	74.11 ± 2.50
			Replay $n = 20$	0.24 ± 1.11	74.84 ± 1.22	0.10 ± 0.64	77.94 ± 1.55
			Resnet 18 × 2	0.92 ± 0.68	72.96 ± 1.78	-1.30 ± 0.74	80.56 ± 1.33
	T10	AdamW	FT	3.16 ± 0.60	62.88 ± 1.66	2.27 ± 1.12	77.55 ± 2.40
			MAS	0.36 ± 0.91	66.96 ± 1.72	1.00 ± 0.95	76.49 ± 2.21
			Replay $n = 20$	5.32 ± 0.89	76.64 ± 2.05	0.25 ± 0.41	81.30 ± 2.21
			Resnet 18 × 2	2.64 ± 1.18	64.40 ± 2.24	1.93 ± 0.74	78.16 ± 2.10
		SSGD*	FT	2.56 ± 1.19	71.56 ± 1.50	-0.04 ± 0.53	79.07 ± 2.50
			MAS	3.00 ± 1.15	67.92 ± 2.91	1.05 ± 0.65	75.44 ± 3.04
			Replay $n = 20$	2.24 ± 0.75	75.96 ± 2.06	3.45 ± 1.23	80.13 ± 2.30
			Resnet 18 × 2	1.44 ± 1.04	74.20 ± 2.40	-1.45 ± 0.85	80.52 ± 2.44
T15	AdamW	FT	2.65 ± 0.35	62.16 ± 1.92	2.66 ± 1.47	76.46 ± 1.21	
		MAS	3.84 ± 2.71	66.96 ± 1.81	3.82 ± 0.45	76.18 ± 1.08	
		Replay $n = 20$	4.32 ± 1.42	75.28 ± 2.60	2.12 ± 0.53	81.21 ± 1.15	
		Resnet 18 × 2	4.60 ± 1.33	64.16 ± 1.56	2.68 ± 0.80	77.57 ± 1.42	
	SSGD*	FT	5.60 ± 2.40	70.96 ± 1.06	1.48 ± 0.68	78.41 ± 1.16	
		MAS	2.80 ± NaN	64.60 ± 2.48	3.40 ± NaN	74.67 ± 1.83	
		Replay $n = 20$	0.40 ± 0.35	72.88 ± 1.47	1.56 ± 0.10	77.54 ± 1.07	
		Resnet 18 × 2	6.08 ± 1.92	76.00 ± 1.98	1.26 ± 1.31	82.26 ± 0.96	
Split CIFAR-100	T1	AdamW	FT	1.74 ± 1.60	53.00 ± 1.78	1.89 ± 0.91	64.38 ± 1.92
			MAS	4.74 ± 0.85	58.80 ± 1.13	3.40 ± 0.47	67.63 ± 1.51
			Replay $n = 20$	1.46 ± 0.94	61.46 ± 1.70	1.22 ± 0.61	68.30 ± 1.90
			Resnet 18 × 2	0.12 ± 0.50	54.56 ± 1.26	1.60 ± 0.92	66.49 ± 1.19
	T3	AdamW	FT	0.26 ± 1.23	55.58 ± 1.75	0.47 ± 1.17	65.75 ± 1.12
			MAS	2.24 ± 0.56	59.12 ± 2.89	1.74 ± 0.87	67.10 ± 2.65
			Replay $n = 20$	0.67 ± 2.34	63.44 ± 2.23	1.95 ± 1.27	70.69 ± 2.41
			Resnet 18 × 2	0.10 ± 0.73	58.40 ± 1.26	1.81 ± 0.62	68.95 ± 1.37
	T5	AdamW	FT	1.78 ± 1.90	57.76 ± 3.95	0.87 ± 1.26	67.51 ± 4.56
			MAS	1.70 ± 0.54	57.68 ± 3.80	2.46 ± 0.35	67.84 ± 4.25
			Replay $n = 20$	0.68 ± 0.72	64.90 ± 3.52	2.33 ± 0.46	72.44 ± 3.65
			Resnet 18 × 2	2.18 ± 1.12	59.64 ± 3.45	1.66 ± 0.56	70.88 ± 4.00
	T7	AdamW	FT	6.34 ± 1.37	63.08 ± 1.40	4.06 ± 0.83	74.00 ± 1.07
			MAS	5.24 ± 0.85	63.00 ± 1.06	3.42 ± 0.59	72.45 ± 0.99
			Replay $n = 20$	0.92 ± 0.45	67.88 ± 1.33	1.62 ± 0.50	76.42 ± 0.87
			Resnet 18 × 2	4.30 ± 0.56	64.64 ± 1.56	2.00 ± 0.85	76.06 ± 1.14

Table 4: Task exclusion comparison results. Reported results are mean and standard errors of the mean over 5 different seeds and task orders. Results show final task exclusion difference and the quality of model  $f$ 's representation, with both  $k$ -NN and linear probes.



Dataset	Optimizer	Experiment	$LP_{T,D}$	$k\text{-NN}_{T,D}$	CL-ACC
Mini Imagenet	AdamW	FT	$74.94 \pm 2.50$	$62.16 \pm 2.37$	$33.94 \pm 0.67$
		w/o weight decay	$74.43 \pm 1.59$	$61.64 \pm 2.25$	$31.96 \pm 1.23$
		with dropout	$67.70 \pm 2.89$	$56.52 \pm 2.43$	$30.99 \pm 0.33$
		w/o augmentations	$62.07 \pm 2.80$	$48.00 \pm 2.41$	$29.65 \pm 0.78$
		Replay $n = 20$	$80.46 \pm 2.14$	$75.08 \pm 1.68$	$67.95 \pm 0.25$
		MAS	$75.38 \pm 2.61$	$66.28 \pm 3.66$	$54.91 \pm 1.80$
		Resnet18 $\times 0.5$	$74.05 \pm 2.06$	$62.52 \pm 2.50$	$30.90 \pm 1.26$
		Resnet18 $\times 2$	$76.76 \pm 2.85$	$60.80 \pm 2.63$	$36.69 \pm 0.65$
		SupCon	$72.52 \pm 2.06$	$62.20 \pm 3.05$	/
	BarlowTwins	$75.12 \pm 3.05$	$72.24 \pm 2.18$	/	
	Reinit T19	$69.93 \pm 2.46$	$58.95 \pm 2.85$	$23.46 \pm 0.69$	
	Joint T19	$89.36 \pm 1.56$	$84.84 \pm 1.80$	$81.47 \pm 0.21$	
	SSGD*	FT	$52.42 \pm 3.72$	$44.60 \pm 3.84$	$25.50 \pm 0.70$
		w/o weight decay	$74.19 \pm 2.65$	$62.88 \pm 3.06$	$53.36 \pm 0.76$
		with dropout	$63.39 \pm 3.73$	$55.20 \pm 4.13$	$39.80 \pm 1.27$
		w/o augmentations	$63.13 \pm 3.45$	$57.00 \pm 2.76$	$49.39 \pm 0.98$
		Replay $n = 20$	$74.61 \pm 3.18$	$65.84 \pm 3.55$	$67.87 \pm 0.42$
		MAS	$66.31 \pm 3.12$	$54.72 \pm 2.60$	$60.64 \pm 1.43$
Resnet18 $\times 0.5$		$70.98 \pm 3.54$	$63.24 \pm 3.61$	$51.80 \pm 1.20$	
Resnet18 $\times 2$		$77.77 \pm 2.29$	$66.40 \pm 2.23$	$57.08 \pm 1.23$	
Cifar100	AdamW	FT	$63.62 \pm 3.61$	$53.16 \pm 3.17$	$36.75 \pm 0.75$
		w/o augmentations	$52.56 \pm 4.73$	$43.92 \pm 4.01$	$30.73 \pm 0.59$
		Replay $n = 20$	$66.49 \pm 3.94$	$59.08 \pm 3.38$	$61.74 \pm 0.60$
		MAS	$62.03 \pm 3.98$	$52.64 \pm 3.97$	$60.54 \pm 0.88$
		Resnet18 $\times 0.5$	$63.10 \pm 4.07$	$53.90 \pm 3.63$	$34.44 \pm 0.65$
		Resnet18 $\times 2$	$66.59 \pm 4.25$	$56.62 \pm 3.51$	$41.19 \pm 1.75$
		SupCon	$63.49 \pm 3.23$	$55.00 \pm 2.88$	/
		BarlowTwins	$61.08 \pm 5.59$	$55.37 \pm 4.37$	/
		Reinit T19	$58.59 \pm 3.26$	$48.78 \pm 2.70$	$17.77 \pm 0.45$
Joint T19	$73.38 \pm 3.61$	$65.96 \pm 3.42$	$79.24 \pm 0.50$		

Table 5: Representation quality results, measured by the performance of a downstream task with both linear probes and  $k$ -NN. Reported results are mean and standard errors of the mean over 5 different seeds and task orders. The ‘experiment’ column indicates the differences with the base line (FT), and are more extensively discussed in the main paper. Additionally, the standard continual learning performance (CL-ACC) is reported, which is the average of all trained tasks after training on the last task of the training sequence.