

LaCViT: A Label-aware Contrastive Training Framework for Vision Transformers

Zijun Long¹, Zaiqiao Meng¹, Gerardo Aragon Camarasa¹, Richard McCreadie¹,

¹University of Glasgow

{zijun.long, Zaiqiao.Meng, Gerardo.AragonCamarasa, richard.mccreadie}@glasgow.ac.uk

Abstract

Vision Transformers have been incredibly effective when tackling computer vision tasks due to their ability to model long feature dependencies. By using large-scale training data and various self-supervised signals (e.g., masked random patches), vision transformers provide state-of-the-art performance on several benchmarking datasets, such as ImageNet-1k and CIFAR-10. However, these vision transformers pre-trained over general large-scale image corpora could only produce an anisotropic representation space, limiting their generalizability and transferability to the target downstream tasks. In this paper, we propose a simple and effective Label-aware Contrastive Training framework *LaCViT*, which improves the isotropy of the pretrained representation space for vision transformers, thereby enabling more effective transfer learning amongst a wide range of image classification tasks. Through experimentation over five standard image classification datasets, we demonstrate that *LaCViT*-trained models outperform the original pretrained baselines by around 9% absolute Accuracy@1, and consistent improvements can be observed when applying *LaCViT* to our three evaluated vision transformers¹.

Introduction

Transformers (Vaswani et al. 2017) have achieved much success in the field of computer vision, with well-known models such as ViT (Dosovitskiy et al. 2020) and Masked Autoencoders (MAE) (He et al. 2021) having been central to advancing the state-of-the-art for many vision tasks, such as image classification and object detection. However, these models share one common limitation: they have little discernible learned inductive biases (Dosovitskiy et al. 2020), which are essential properties that could help them to better handle unseen examples and improve the effectiveness.

This limitation is not necessarily problematic when training a single task model with large-scale datasets. However, increasingly researchers and practitioners are focusing on the transfer of models across tasks, as a means to counteract small training sample sizes in a target domain or as a general method to improve effectiveness. Particularly, recent studies

have shown that some vision transformers still heavily rely on whole network fine-tuning to achieve performance gains (Zhou et al. 2021), showing their lack of transferability from the pretrained vision representation to the target tasks. We believe that the discriminative discrepancy of the representation space between the general pretraining corpora and the target tasks leads to lack of transferability of these vision transformers (Dosovitskiy et al. 2020; Peng et al. 2021).

Circa 2021, researchers started to propose improved methods to improve the inductive bias in vision transformers (Li et al. 2021; Graham et al. 2021; Wu et al. 2021). Two classes of solutions were identified, namely: 1) injection of knowledge from pre-trained convolutional neural networks (Touvron et al. 2021; Xu et al. 2021); or 2) directly adding convolutional layers into the transformer (Graham et al. 2021; Wu et al. 2021). The convolutional neural approaches are leveraged due to their translation invariance ability. However, while promising, these workarounds remove some of the native advantages of transformer models that make them attractive for vision tasks, specifically superior training efficiency and scalability. Those native advantages of transformer models brings markedly reduced training times and cost (Dosovitskiy et al. 2020; He et al. 2021). Moreover, as the most discriminative information for the target tasks, the task label information is normally ignored in their pretrained representations (He et al. 2021; Xie et al. 2022). Hence, it would be advantageous to have an alternative approach to improve the transfer effectiveness of vision transformers without relying on convolutional models/layers while utilising the task labels in the fine-tuning (transfer learning) stage.

This paper proposes a simple but effective label-aware contrastive training framework (named *LaCViT*) to improve the transfer learning capability of vision transformers. In particular, our *LaCViT* uses a label-aware contrastive learning loss with two training stages to transfer the general pretrained discriminative into the discriminative space of the target task. This label-aware approach enables *LaCViT*-trained models to refine embeddings of samples belonging to the same class. To the best of our knowledge, *LaCViT* is the first framework that leverages contrastive learning within a vision transformer to improve the transfer learning performance, while mitigating the issues with the model transfer without introducing CNN layers into the transformer (hence

avoiding the associated large increase in training cost).

Note that our *LaCViT* is a general framework that can be deployed on a series of vision transformer base models for contrastive training. To evaluate our contrastive training framework, we deploy *LaCViT* on several popular pre-trained vision transformer models (i.e., ViT (Dosovitskiy et al. 2020), Data2Vec (Baevski et al. 2022), SimMIM (Xie et al. 2022) and MAE (He et al. 2021)) over five standard image classification datasets. Our results demonstrate that *LaCViT*-trained models are significantly more effective than the underlying based models (e.g., the *LaCViT*-trained MAE, *LaCViT*-MAE, achieve a 9% absolute Accuracy@1 gain compared with the original MAE on CUB-200-2011 dataset), particularly in the few-shot scenario when smaller numbers of training examples are available. The consistent improvements indicate that *LaCViT* is a stable training framework that can be applied to enhance a wide range of other vision transformer models. Moreover, our analytical experiments on the MAE based model demonstrate that our *LaCViT* is able to reshape the pretrained embedding space of MAE into a more isotropy space (i.e., uniformity in all orientations), which enhances the discriminative capability for the target downstream tasks.

The primary contributions of this work are as follows:

- We propose a new contrastive training framework *LaCViT*, that uses task labels train the pretrained vision transformers models to achieve better effectiveness.
- We implement a range of vision transformer models using the *LaCViT* training framework, most notably one based on the state-of-the-art MAE model, denoted *LaCViT*-MAE.
- Experimental result over five image classification datasets demonstrates that *LaCViT*-MAE significantly outperforms other traditionally fine-tuned models, including MAE.
- We analyse and compare *LaCViT*-MAE model with MAE in terms of isotropy, class similarity and visualization of embeddings, illustrating the impact of *LaCViT* training on the resultant model.

Related Work

Vision Transformers

Several pioneers try to apply transformers (Vaswani et al. 2017) on images. For instance, (Parmar et al. 2018) applied self-attention to only the local neighbourhood for each query pixel, while (Weissenborn, Täckström, and Uszkor-eit 2020) applied attention to only small parts of the image instead. The recent ViT model (Dosovitskiy et al. 2020), introduced in 2020, was the first vision transformer model to apply attention globally with minimal modifications to the transformer architecture. In 2021, Masked Autoencoders (MAE) (He et al. 2021) were proposed, which addressed the cost of training via the use of a high image masking strategy with an encoder-decoder self-supervised pre-training schema, which enables MAE to learn how to reconstruct the original image based on only partial observations of that image. This approach reduces the number of pixels that need to be fed into the transformer resulting in faster training. It

is the best current solution to reducing training time. Similarly, SimMIM (Xie et al. 2022) proposed to use masked image modeling to pretrained vision transformers but without a decoder. Data2vec (Baevski et al. 2022) introduces a teach-student mode to pretrain vision transformers by representation learning. These models are normally pretrained based on large-scale image datasets like ImageNet (Rusakovsky et al. 2015), and they can then be ‘fine-tuned’ with new examples to transfer the pretrained knowledge into the target downstream tasks, a process that is referred to as transfer learning (Torrey and Shavlik 2010). Although vision transformers dominate in the computer vision domain, the transferability of vision transformers remain unclear. As pointed out in (Dosovitskiy et al. 2020), lacking discernible learned inductive biases limits the performance of vision transformers to handle downstream tasks (unseen samples). (Zhou et al. 2021) explores whether the learned representation of the vision transformer is transferable or more than ConvNets’ features. They find that ViT lacks the ability to provide transferable representations in the linear evaluation as they did in the whole network fine-tuning, which means they need more training to fit the target task. Based on this motivation, our proposed *LaCViT* enhances the transferability of vision transformers by reducing the discrepancy of discriminability between general pretrained representation space and the representation space of the target tasks.

Contrastive Learning

The fundamental idea of contrastive learning is comparing the input samples, which is first proposed by (Becker and Hinton 1992). Therefore, the goal is to make the embeddings for positive pairs (e.g., the examples belonging to a single class) pull together while simultaneously push apart the embeddings of negative pairs (e.g., different classes). In the self-supervised setting, contrastive learning methods train a discriminative model on positive and negative pairs, according to some definitions of similarity. Furthermore, additional labels could be integrated to determine the similarity and dissimilarity of samples (e.g., same class or different classes). Thus, contrastive learning methods provide a simple yet effective approach to learning representations in a discriminative manner in both supervised and self-supervised setups. SimCLR (Chen et al. 2020) was proposed, which is a simple framework utilising instance-level comparisons for image classification tasks (not using transformers). Notably, SimCLR demonstrated that contrastive learning appeared to be particularly effective at training models when only small numbers of training examples were available. In the same year (2020), (Khosla et al. 2020) utilises the label information based on the SimCLR framework (again, not using transformers). This implementation combined the idea of using a soft-nearest neighbours-based loss as introduced in (Salakhutdinov and Hinton 2007; Wu, Efron, and Yu 2018), normalising the embeddings and replacing the euclidean distance with the inner product. Therefore, we propose in this paper to adopt a label-ware contrastive learning framework (*LaCViT*) to enhance the transfer learning capability of vision transformers by producing better representations, and we compare *LaCViT* to N-pair-loss and SimCLR.

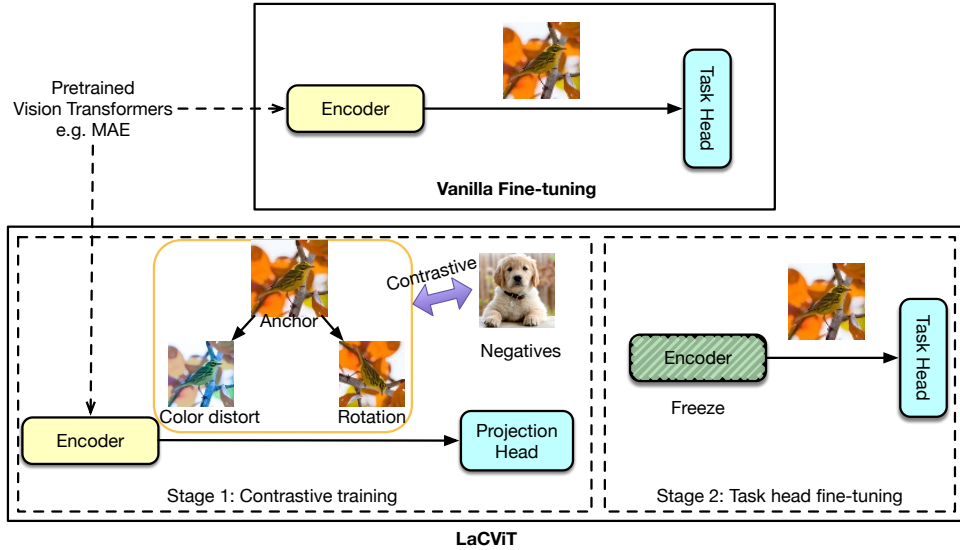


Figure 1: **The overview of *LaCViT*, which consists of two training stages: 1) label-aware contrastive training and 2) task head fine-tuning**, compared to the vanilla fine-tuning, which directly fine-tunes the task head. The first contrastive training stage trains the vision transformers based on the labels of the target tasks with a contrastive loss, and in the second stage, *LaCViT* fine-tunes the task head while keeping the trained encoder parameters from the first stage frozen.

The Proposed Approach

In order to obtain a more discriminative representation space and improve the transfer effectiveness of vision transformers for the target tasks, we propose *LaCViT*, a label-aware contrastive training framework for vision transformers. As shown in Figure 1, our *LaCViT* consists of two training stages, namely *the label-aware contrastive training stage* and *the task head fine-tuning stage*.

- **Label-aware contrastive training stage (Stage 1):** We load pretrained weights and train those weights with contrastive learning loss based on the labels of the target task. This stage involves four main processes in a sequence, namely data augmentation, encoding patches and computing the contrastive loss.
- **Task head fine-tuning stage (Stage 2):** This stage trains the task head (e.g., a simple linear layer for the classification), which is added on top of the trained vision transformer for the downstream task while freezing the weights trained from stage 1. As shown in Figure 1, during the target task head fine-tuning, we only train the task head. We use trained encoder without the projection head to produce transformed images² and their associated input embeddings for training. For efficiency reasons, we only generate a single view for each training image. As this is a standard classification head, the cross-entropy is applied as the loss function.

Label-aware Contrastive Training Stage

As shown in Figure 1, the vanilla fine-tuning approach (which is applied by most of the existing vision trans-

²Note that for this stage, we are not aiming to significantly distort the training images, hence, we only apply random resizing, crop and rotation image transforms, not colour distortion or Gaussian blur.

formers (Dosovitskiy et al. 2020; He et al. 2021)) directly fine-tune the original pretrained parameters through a task head (normally with a cross entropy (CE) loss). However, we argue that the original pretrained vision representation space lacks its discriminability over the target task, resulting in the reduced transferability and effectiveness of these models. The label-aware contrastive training stage of our *LaCViT* framework aims to reshape the pretrained embedding space into a more isotropic space and eliminate the discrepancy in discriminability between the general pretrained representation space and the representation space of the target tasks. We later show that the improved isotropy of the resultant embedding space leads to better transfer learning capability (see Section Discussion).

In general, our label-aware contrastive training stage works based on a mini-batch of training images and conducts the contrastive prediction task on pairs of augmented examples generated within the mini-batch, which is the same contrastive learning setting as (Chen et al. 2020). Each input image in a mini-batch is transformed into two different views (i.e., images) to form a positive pair according to a data augmentation module while other images within the batch are regarded as negatives; then, these positive and negative examples are fed into the encoder to train it with a label-aware contrastive loss, as shown in Stage 1 in Figure 1. As we focus on transfer learning, the encoder can be any state-of-the-art general vision transformer model (e.g., ViT, Data2vec, SimMIM, or MAE) with their weights being pre-trained from some general image corpora (e.g., ImageNet). In particular, there are four main components in this stage: (1) data augmentation module; (2) encoder for producing representation vector; (3) projection head for improving representation quality; (4) contrastive training objective, which are detailed below:

Data augmentation (generating positive pairs for con-

trastive learning): Data augmentation is widely used in image pre-processing for a wide range of tasks and it is especially useful for contrastive learning. (Chen et al. 2020; Khosla et al. 2020) suggest that a composition of data augmentation operations is critical to produce good representations. Therefore, each augmentation involves the generation of stochastic image transforms with different rotations, random crop (with flip and resize), colour distortion, and Gaussian blur. To ensure there least one positive pair in the mini-batch to calculate the contrastive loss, as shown in Figure 1, we augment each image in a mini-batch into two transformed images (views).

Encoding: Following ViT (Dosovitskiy et al. 2020), to enable transformer-based models to process the images, as shown in Stage 1 in Figure 1, after augmentation, we divide each view into regular non-overlapping patches. Those patches are then concatenated into a 1D vector representing the view (ordered top-to-bottom and left-to-right). An encoder (e.g., ViT, MAE, SimMIM) is used to generate feature embeddings for each of the two views of the image, using the 1D vectors as input.

Nonlinear projection head: Inspired by (Khosla et al. 2020; Wu et al. 2018) to improve representation quality, a projection head $g(\mathbf{h})$ is added upon the encoder to map representation to the space where contrastive loss is applied. Thus, to implement $z_i = g(\mathbf{h}_i) = W^{(2)}\sigma(W^{(1)}\mathbf{h}_i)$, we use two dense layers, where σ is a ReLU function. (Khosla et al. 2020) reported that using a nonlinear projection improves the representation quality of the layer before it (\mathbf{h} is better than z , $z = g(\mathbf{h})$), due to loss of information induced by the contrastive loss. The $z = g(\mathbf{h})$ is trained to be invariant to data transformation, which means g removes information that could be useful for the downstream task (e.g., color of objects). By using the nonlinear projection, more information can be maintained in h . Thus, the projection head is only used in the Stage 1, to improve the representation quality. These embeddings are then grouped into distinct sets by the training class label of the source image.

Contrastive Training Objective: To obtain a more discriminative representation space for the target task, we train the pretrained encoder using a contrastive loss by leveraging label information (i.e. the label-aware contrastive loss). The label-aware contrastive loss enables stronger geographic clustering of samples belonging to the same class in the embedding space, while simultaneously pushing apart clusters of samples from different classes. The advantage of the label-aware contrastive loss is that we compute the contrastive loss based on many positive pairs per anchor in addition to many negative samples, compared to self-supervised contrastive learning that uses only a single positive. This setting allows us to achieve state-of-the-art performance without the need for hard negative mining, which can be challenging to tune properly (Li et al. 2019; Bulat, Sánchez-Lozano, and Tzimiropoulos 2021).

The production of the initial embeddings for each training image view above is to provide training data that we can use to reduce the discrepancy of discriminability between

the general pretrained representation space and the representation space of the target tasks. In particular, we train the pretrained model for each mini-batch with a label-aware contrastive loss function adapted from (Khosla et al. 2020). Formally, the contrastive loss is defined as follows:

$$\mathcal{L}(\mathcal{D}^*) = \sum_{z_i \in \mathcal{D}^*} \frac{-1}{|\mathcal{D}_{-z_i}^{*+}|} \sum_{z_p \in \mathcal{D}_{-z_i}^{*+}} \log \frac{\exp(z_i \cdot z_p / \tau)}{\sum_{z_a \in \mathcal{D}_{-z_i}^*} \exp(z_i \cdot z_a / \tau)},$$

where \mathcal{D}^* represents the mini-batch as a whole comprised of an embedding z for each image view i , i.e. $z_i \in \mathcal{D}^*$ is a view embedding within the mini-batch. The superscript $+$, e.g. \mathcal{D}^{*+} , denotes the set of embeddings comprising only the positive examples for the current class in the mini-batch. The subscript $-z_i$ indicates that this set does not include the embedding z_i (which is used to denote the current image view being evaluated). τ is a temperature parameter, which controls the degree of loss applied when two images have the same class but the embeddings are different. A higher value pushes the model to more strongly separate the positive and negative examples.

Experiments

To evaluate the effectiveness of our proposed *LaCViT* framework, we conduct experiments under four state-of-the-art pretrained vision transformer models over five image classification datasets. In particular, our research questions are:

- **Q1:** How effective is our proposed *LaCViT* for the existing vision transformers on the target downstream tasks?
- **Q2:** How do different contrastive learning losses affect the performance of our *LaCViT* on downstream tasks?

Datasets: Five publicly available standard image classification datasets are used in our experiments, with their statistics shown in Table 1. As the volume of available training examples is a confounding variable that impacts performance, we choose datasets of varying sizes to aid in analysis, shown in Table 1. All train/validation splits of our evaluated five datasets are the same as the splits of the previous works (Krizhevsky and Hinton 2009; Wah et al. 2011; Nilsback and Zisserman 2008; Parkhi et al. 2012). In the contrastive training stage, we initialise the encoder of our *LaCViT* using released pretrained weights from either the ImageNet-1k or ImageNet-21k datasets, while in the task head fine-tuning stage we fine-tune the task head using the datasets of the target tasks (excluding ImageNet-1k and ImageNet-21k).

Model details: We evaluate our *LaCViT* under three base models, i.e., ViT (Dosovitskiy et al. 2020), Data2vec (Baevski et al. 2022), SimMIM (Xie et al. 2022) and MAE (He et al. 2021), which are the state-of-the-art models in image classification. For the MAE model, we use its one of the smallest pretrained models, i.e. MAE-Base (He et al. 2021), in our paper, since it is the fastest model to train with our resources. In order to compare between those models, we also choose Data2vec-Base, SimMIM-Base, ViT-B in our experiment, as they are the same size. Since our *LaCViT* approach is an additive to the

Dataset	# Classes	# Images	# Training	# Validation
CIFAR-100 (Krizhevsky and Hinton 2009) (Medium)	100	60,000	50,000	10,000
CIFAR-10 (Krizhevsky and Hinton 2009) (Medium)	100	60,000	50,000	10,000
CUB-200-2011 (Wah et al. 2011) (Small)	200	11,788	5,994	5,794
Oxford 102 Flower (Nilsback and Zisserman 2008) (Small)	102	2040	1020	1020
Oxford-IIIT pet (Parkhi et al. 2012) (Small)	37	7349	3680	3669

Table 1: Dataset Statistics.

existing vision transformers, we also compare with these models under their vanilla fine-tuning approach (i.e. fully fine-tune all the model parameters with a cross-entropy loss) to demonstrate the value-add of our *LaCViT*. For brevity, we denote MAE trained with *LaCViT* as *LaCViT*-MAE while the vanilla fine-tuned one as MAE. Our input for all models are images of dimensions 224×224 pixels³, with patches of size 16×16 pixels, following (Dosovitskiy et al. 2020).

Pre-training details: Where possible we use pre-training weights generated from the ImageNet-1k dataset by the baseline model authors. However, some prior works only provide weights generated from the larger ImageNet-21k dataset. We expect that ImageNet-21k-derived models will have an advantage over ImageNet-1k-derived models, hence we note the pre-training model used in the ‘Seen-dataset’ column during our later experiments. Specifically, the SimMIM and MAE models are fully consistent, with pre-training on ImageNet-1k. For ViT, the authors report performances on ImageNet-1k, but only release comparable pre-trained weights for ImageNet-21k. Hence, we report their ImageNet-1k baseline performances, but *LaCViT*-ViT is derived from the provided ImageNet-21k weights, and hence may have a slight advantage in contrast to the other ImageNet-1k-derived models. Similarly, Data2vec only provides pre-trained weights for ImageNet-21k, so the same caveat applies.

Training details: For our experiments, we need to train the Data2vec, SimMIM, ViT⁴, MAE and *LaCViT*-MAE, *LaCViT*-SimMIM, *LaCViT*-ViT. When training *LaCViT*-trained models on an image classification downstream task, we use a batch size of 4096 in the contrastive training stage and 128 for the task head fine-tuning (Stage 1 & 2). In the contrastive training stage (Stage 1), the number of training epochs is 500. As for the task head fine-tuning (Stage 2), it is 100 epochs. The initial learning rate is set to 0.01 with a weight decay of $1e-4$ for these two stages. We use a τ of 0.1 as the temperature value for the contrastive loss. A nonlinear projection with one additional hidden layer (two dense layers) and ReLU activation (Nair and Hinton 2010) is used to project the representation to a 128-dimensional latent space. We choose these hyperparameter as they were shown to be more effective (higher Top-1 accuracy) during evaluation over the training set in our experiments. For

³For images that are not 224×224 , we will resize them to 224×224 .

⁴We simply report performances for ViT rather than re-implementing it, as our experimental setup is identical to the ViT paper (Dosovitskiy et al. 2020).

MAE, Data2vec and SimMIM, after loading the pre-trained weights, we fine-tune it for the downstream classification task with a linear layer by using stochastic gradient decent (SGD) and cross-entropy loss in the same way as Stage 2 of the *LaCViT*-trained models. In this way, we avoid introducing a confounding variable in our comparison.⁵ All the reported experimental performances are the average of three runs with different random seeds. Our experiments are conducted on a Ubuntu 20.04 server with three NVIDIA-A6000 GPUs (each has 48 GB memory) and 128 GB main memory⁶.

Results and Analysis

Effectiveness of *LaCViT* on image classification

In this section, we investigate the impact that the introduction of the proposed label-aware contrastive training framework has on image classification performance. In particular, we compare the *LaCViT*-trained models and baseline models that do not include contrastive learning, including *LaCViT*-MAE verse MAE (He et al. 2021), *LaCViT*-SimMIM verse SimMIM (Xie et al. 2022) and *LaCViT*-ViT verse ViT (Dosovitskiy et al. 2020). The difference between baseline models and *LaCViT* models is the inclusion of Stage 1 (the contrastive training stage). If contrastive learning is helpful, we expect the addition of Stage 1 to result in increased performance.

Table 2 presents the performance of *LaCViT* models and baseline models over five open standard image classification datasets of varying sizes. All model effectiveness reported in this paper is measured using validation Top-1 accuracy (higher is better). Our primary comparison is between the SimMIM and MAE baselines and their *LaCViT* counterparts, as the only variable that changes for these is the addition of *LaCViT*.

To evaluate whether the proposed label-aware contrastive training framework improves a vision transformer’s transfer learning capability, we explore whether consistent improvements can be obtained by combining *LaCViT* with different state-of-the-art vision transformers (ViT, SimMIM and MAE). From Table 2, we can observe that the *LaCViT*-ViT-B model increased accuracy across all datasets we tested over ViT-B and ViT-L. For instance, on the CIFAR-100 and Oxford 102 Flowers datasets, *LaCViT*-ViT-B performs 5.68% and 10.6% better than ViT-B. The improvement for

⁵Note that there is one difference, specifically, we do not freeze the non-head layers when fine-tuning MAE, Data2vec and SimMIM, as it is the common approach in fine-tuning.

⁶More details are available in the technical appendix.

			CIFAR-10	CIFAR-100	Cub-200-2011	Oxford-Flowers	Oxford-Pets
Model	Seen dataset	FT method	Acc@1	Acc@1	Acc@1	Acc@1	Acc@1
Data2vec	ImageNet-21k	CE	98.25	89.21	85.16	91.57	94.52
ViT-B	ImageNet-1k	CE	98.13	87.13	N/A	89.49	93.81
<i>LaCViT</i> -ViT-B	ImageNet-21k	<i>LaCViT</i>	98.95	92.08	85.45	98.98	94.22
ViT-L	ImageNet-1k	CE	97.86	86.36	N/A	89.66	93.64
SimMIM	ImageNet-1k	CE	98.78	90.26	76.47	83.46	94.22
<i>LaCViT</i> -SimMIM	ImageNet-1k	<i>LaCViT</i>	99.02	90.67	85.56	91.86	94.76
MAE	ImageNet-1k	CE	98.28	87.67	78.46	91.67	94.05
MAE	ImageNet-1k	SimCLR	97.53	76.01	57.91	89.22	91.15
MAE	ImageNet-1k	N-pair-loss	95.23	73.76	52.56	89.87	87.12
<i>LaCViT</i> -MAE	ImageNet-1k	<i>LaCViT</i>	99.12	90.86	87.60	92.64	95.12

Table 2: Image classification performance benchmarks over five datasets. For the fine-tuning method, CE refers to use cross-entropy as the loss function with stochastic gradient decent, while *LaCViT* refers to our proposed label-aware contrastive training framework.

the *LaCViT*-SimMIM over SimMIM is also obvious, especially for the CUB-200-2011 dataset and the Oxford 102 Flower dataset (on average a 10.95% improvement under Top-1 accuracy). *LaCViT*-MAE is the best model tested, with the highest Top-1 accuracy across nearly all datasets⁷. The increase in performance between MAE and *LaCViT*-MAE is especially notable for the CUB-200-2011 dataset, where performance increased by 11.65%. When comparing *LaCViT*-MAE to other *LaCViT*-trained models, *LaCViT*-MAE also has a large performance lead.

As we can see from these experiments, the addition of *LaCViT* leads to consistent performance improvements over the baseline models tested and across five datasets of varying sizes. As such, we conclude that the label-aware contrastive training is an effective enhancement for vision transformers.

Label-aware v.s. unsupervised contrastive learning

In the literature, a number of unsupervised contrastive learning approaches have previously been proposed. Hence, it is important to evaluate whether our semi-supervised contrastive learning formulation *LaCViT* is better than these other alternatives. To evaluate this, using MAE as a base model, we contrastively train variants of this model using the unsupervised SimCLR (Chen et al. 2020) and N-pair-loss (Sohn 2016) approaches.

The lower block of Table 2 reports the performance of MAE and its contrastive variants (SimCLR, N-pair-loss and *LaCViT*). As we can see in Table 2, MAE fine-tuned with SimCLR performs slightly worse than *LaCViT*-MAE across datasets except for CUB-200-2011 and CIFAR-100 where the addition of SimCLR dramatically harms performance (maximum of -51.26%). We hypothesis that unsupervised contrastive learning (SimCLR is basically a unsupervised version of contrastive loss of *LaCViT*) lacks disentanglement between classes which results in this performance gap. The performance of MAE fine-tuned with N-pair-loss is around 2-4 points less than MAE trained with

SimCLR in terms of accuracy except for the Oxford 102 Flower dataset. On the Oxford 102 Flower dataset, MAE trained with N-pair-loss gains 0.65% in terms of accuracy. By comparing the experimental results in Table 2, MAE fine-tuned with cross-entropy is overall better than MAE fine-tuned with SimCLR method and MAE fine-tuned with N-pair-loss. This indicates we need to use a label-aware contrastive training framework like *LaCViT* instead of purely unsupervised approaches.

Discussion

We early argued that the discriminative discrepancy of the representation space between the general pretraining corpora and the target tasks leads to lack of transferability of these vision transformers. In this paper, we verify this by the analysis of geometrical features of the learned representation spaces by using two metrics, i.e., isotropy (Arora et al. 2016) and cosine similarity. Indeed, isotropy has previously been used as a metric to evaluate the quality of representations (Arora et al. 2016), under the assumption that the more geo-distributed representations for items in different classes are in the embedding space the more effective the model will be at distinguishing them. Previous research has indicated that self-supervised learning would lead to more anisotropic representations (Li et al. 2020; Su et al. 2021). We hypothesised that the proposed label-aware contrastive training might be able to re-shape the embedding space geometry to ‘push-apart’ the representations of classes, resulting in enhanced performance of transfer learning.

To explore this, we analyse three aspects of the MAE and *LaCViT*-MAE models to explore their isotropy: (a) distributions of cosine similarities between pairs of images; (b) isotropy score defined by (Mu and Viswanath 2018); and (c) visualization of embedding space by using the t-SNE tool (Van der Maaten and Hinton 2008).

In Figure 2, we plot the distribution of the pairwise cosine similarities of MAE (Fig. 2a) and *LaCViT*-MAE embeddings (Fig. 2b). Specifically, we randomly select two classes from the CIFAR-100 dataset and compute the cosine similarity for positive pairs (same class) and negative samples (different class). As we can see from these figures, the similarity of positive and negative pairs of the *LaCViT*-MAE

⁷The exception is Oxford-Flowers dataset, where *LaCViT*-ViT-B outperforms *LaCViT*-MAE, however, note that *LaCViT*-ViT-B may have an advantage since it is based on pretrained weights derived from ImageNet-21k rather than ImageNet-1k.

Model	CIFAR-10	CIFAR-100	Cub-200-2011	Oxford-Flowers	Oxford-Pets
MAE	0.1094	0.1504	0.0841	0.0591	0.0155
<i>LaCViT</i> -MAE	0.7746	0.9043	0.9774	0.9578	0.9123

Table 3: Isotropy score over five datasets for MAE and *LaCViT*-MAE. The higher value is better. Higher isotropy score means a better isotropy and generalisability

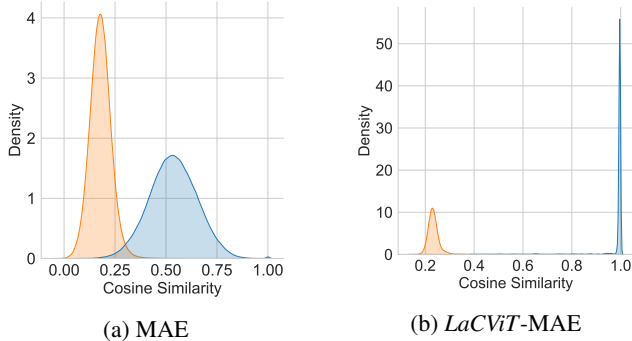


Figure 2: Plot of Cosine similarity distribution over two random classes on the CIFAR-10 dataset. Blue and orange mean positive and negative similarities, respectively.

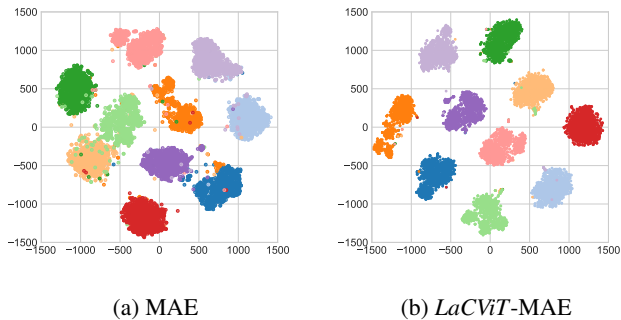


Figure 3: Visualization of embedding space of MAE and *LaCViT*-MAE over ten classes on the CIFAR-10 dataset by using t-SNE. A dot refer to a sample and different color denotes different label classes.

embeddings have better inter-class separation.

Furthermore, we compute the quantitative isotropy score (IS) (Mu and Viswanath 2018), which is defined as follows:

$$IS(V) = \frac{\max_{c \in C} \sum_{v \in V} \exp(C^T V)}{\min_{c \in C} \sum_{v \in V} \exp(C^T V)},$$

where V is a set of vectors, C is the set of all possible unit vectors (i.e., any c so that $\|c\| = 1$) in the embedding space. In practice, C is approximated by the eigenvector set of $V^T V$ (V is the stacked embeddings of V). The larger the IS value, the more isotropic an embedding space is (i.e., a perfectly isotropic space obtains an IS score of 1).

As the IS scores are shown in Table 3, the IS score of the *LaCViT*-MAE embeddings is significantly higher than that of the MAE embedding. The latter confirms that *LaCViT*-MAE shapes the semantic space to be more isotropic while embeddings of MAE are anisotropic.

In Figure 3, we visualise the embedding space of MAE and *LaCViT*-MAE embedding space of MAE and *LaCViT*-MAE over ten classes on the CIFAR-10 dataset by using t-SNE. As we can see from figure 3a, although most of the nodes in the same color (i.e. examples of the same class) are close together in the embedding space, there are still many outliers that are distributed on the wrong clusters, which means a lack of discriminability and it is difficult to distinguish them over the classes. On the contrary, the embeddings of *LaCViT*-MAE, shown in Figure 3b, classes represented by *LaCViT*-MAE are better separated and clustered (with fewer outliers) compared to the vanilla MAE, which we believe is the main reason that leads in the classification performance improvement in our experiment.

Based on this analysis, we demonstrate that MAE indeed lacks isotropy, i.e. the learned embeddings of images from different classes share the same regions of the embedding space. Through the proposed label-aware contrastive training, the embedding space geometry is re-shaped to ‘push-apart’ the representations of classes, reducing the discrepancy of discriminability between general pretrained representation space and the representation space of the target task. These results explain the effectiveness of our *LaCViT* in enhancing the transfer learning capability of vision transformers and verify the observed improvement in our experiment.

Conclusions

In this paper, we proposed a label-aware contrastive training framework (*LaCViT*) to make transformer-based vision models more effective in the image classification task. In particular, *LaCViT* transfer the general pretrained discriminative into the discriminative space of the target task, significantly enhancing the performance in the image classification task. Indeed, through experimentation over five open standard datasets of different sizes, we showed that *LaCViT*-MAE could outperform the recent state-of-the-art MAE model by up to 9.14% (Top-1 accuracy), with the largest gains in performance being observed when few training examples were available. Furthermore, we apply *LaCViT* to other vision transformers such as ViT and SimMIM, and we observe consistent improvement among these models. The result of cosine similarity, isotropy score and visualizations of embeddings space confirm that our improvements come from better representations by reshaping the embedding space geometry. Overall, our proposed *LaCViT* is simple to use and can be applied to a wide range of vision transformers, yet still achieves state-of-the-art performance, demonstrating how transformer architectures can be better leveraged for the classification task.

References

- Arora, S.; Li, Y.; Liang, Y.; Ma, T.; and Risteski, A. 2016. A latent variable model approach to pmi-based word embeddings. *Transactions of the Association for Computational Linguistics*, 4: 385–399.
- Baevski, A.; Hsu, W.; Xu, Q.; Babu, A.; Gu, J.; and Auli, M. 2022. data2vec: A General Framework for Self-supervised Learning in Speech, Vision and Language. *CoRR*, abs/2202.03555.
- Becker, S.; and Hinton, G. E. 1992. Self-organizing neural network that discovers surfaces in random-dot stereograms. *Nature*, 355(6356): 161–163.
- Bulat, A.; Sánchez-Lozano, E.; and Tzimiropoulos, G. 2021. Improving memory banks for unsupervised learning with large mini-batch, consistency and hard negative mining. In *ICASSP 2021-2021 IEEE International Conference on Acoustics, Speech and Signal Processing (ICASSP)*, 1695–1699. IEEE.
- Chen, T.; Kornblith, S.; Norouzi, M.; and Hinton, G. 2020. A simple framework for contrastive learning of visual representations. In *International conference on machine learning*, 1597–1607. PMLR. ISBN 2640-3498.
- Dosovitskiy, A.; Beyer, L.; Kolesnikov, A.; Weissenborn, D.; Zhai, X.; Unterthiner, T.; Dehghani, M.; Minderer, M.; Heigold, G.; and Gelly, S. 2020. An image is worth 16x16 words: Transformers for image recognition at scale. In *9th International Conference on Learning Representations, ICLR 2021, Virtual Event, Austria, May 3-7, 2021*.
- Graham, B.; El-Nouby, A.; Touvron, H.; Stock, P.; Joulin, A.; Jégou, H.; and Douze, M. 2021. LeViT: a Vision Transformer in ConvNet’s Clothing for Faster Inference. In *Proceedings of the IEEE/CVF International Conference on Computer Vision*, 12259–12269.
- He, K.; Chen, X.; Xie, S.; Li, Y.; Dollár, P.; and Girshick, R. 2021. Masked autoencoders are scalable vision learners. *arXiv preprint arXiv:2111.06377*.
- Khosla, P.; Teterwak, P.; Wang, C.; Sarna, A.; Tian, Y.; Isola, P.; Maschinot, A.; Liu, C.; and Krishnan, D. 2020. Supervised contrastive learning. *Advances in Neural Information Processing Systems*, 33: 18661–18673.
- Krizhevsky, A.; and Hinton, G. 2009. Learning multiple layers of features from tiny images.
- Li, B.; Zhou, H.; He, J.; Wang, M.; Yang, Y.; and Li, L. 2020. On the sentence embeddings from pre-trained language models. *arXiv preprint arXiv:2011.05864*.
- Li, M.; Wu, L.; Wiliem, A.; Zhao, K.; Zhang, T.; and Lovell, B. 2019. Deep instance-level hard negative mining model for histopathology images. In *International Conference on Medical Image Computing and Computer-Assisted Intervention*, 514–522. Springer.
- Li, Y.; Zhang, K.; Cao, J.; Timofte, R.; and Van Gool, L. 2021. Localvit: Bringing locality to vision transformers. *arXiv preprint arXiv:2104.05707*.
- Mu, J.; and Viswanath, P. 2018. All-but-the-Top: Simple and Effective Postprocessing for Word Representations. In *International Conference on Learning Representations*.
- Nair, V.; and Hinton, G. E. 2010. Rectified linear units improve restricted boltzmann machines. In *Icml*.
- Nilsback, M.-E.; and Zisserman, A. 2008. Automated Flower Classification over a Large Number of Classes. In *Indian Conference on Computer Vision, Graphics and Image Processing*.
- Parkhi, O. M.; Vedaldi, A.; Zisserman, A.; and Jawahar, C. V. 2012. Cats and Dogs. In *IEEE Conference on Computer Vision and Pattern Recognition*.
- Parmar, N.; Vaswani, A.; Uszkoreit, J.; Kaiser, L.; Shazeer, N.; Ku, A.; and Tran, D. 2018. Image transformer. In *International Conference on Machine Learning*, 4055–4064. PMLR. ISBN 2640-3498.
- Peng, Z.; Huang, W.; Gu, S.; Xie, L.; Wang, Y.; Jiao, J.; and Ye, Q. 2021. Conformer: Local features coupling global representations for visual recognition. In *Proceedings of the IEEE/CVF International Conference on Computer Vision*, 367–376.
- Russakovsky, O.; Deng, J.; Su, H.; Krause, J.; Satheesh, S.; Ma, S.; Huang, Z.; Karpathy, A.; Khosla, A.; and Bernstein, M. 2015. Imagenet large scale visual recognition challenge. *International journal of computer vision*, 115(3): 211–252.
- Salakhutdinov, R.; and Hinton, G. 2007. Learning a nonlinear embedding by preserving class neighbourhood structure. In *Artificial Intelligence and Statistics*, 412–419. PMLR.
- Sohn, K. 2016. Improved Deep Metric Learning with Multi-class N-pair Loss Objective. In Lee, D.; Sugiyama, M.; Luxburg, U.; Guyon, I.; and Garnett, R., eds., *Advances in Neural Information Processing Systems*, volume 29. Curran Associates, Inc.
- Su, J.; Cao, J.; Liu, W.; and Ou, Y. 2021. Whitening sentence representations for better semantics and faster retrieval. *arXiv preprint arXiv:2103.15316*.
- Torrey, L.; and Shavlik, J. 2010. Transfer learning. In *Handbook of research on machine learning applications and trends: algorithms, methods, and techniques*, 242–264. IGI global.
- Touvron, H.; Cord, M.; Douze, M.; Massa, F.; Sablayrolles, A.; and Jégou, H. 2021. Training data-efficient image transformers & distillation through attention. In *International Conference on Machine Learning*, 10347–10357. PMLR. ISBN 2640-3498.
- Van der Maaten, L.; and Hinton, G. 2008. Visualizing data using t-SNE. *Journal of machine learning research*, 9(11).
- Vaswani, A.; Shazeer, N.; Parmar, N.; Uszkoreit, J.; Jones, L.; Gomez, A. N.; Kaiser, L.; and Polosukhin, I. 2017. Attention is All you Need. In *Advances in Neural Information Processing Systems 30: Annual Conference on Neural Information Processing Systems 2017, December 4-9, 2017, Long Beach, CA, USA*, 5998–6008.
- Wah, C.; Branson, S.; Welinder, P.; Perona, P.; and Belongie, S. 2011. The Caltech-UCSD Birds-200-2011 Dataset. Technical Report CNS-TR-2011-001, California Institute of Technology.
- Weissenborn, D.; Täckström, O.; and Uszkoreit, J. 2020. Scaling Autoregressive Video Models. In *8th International*

Conference on Learning Representations, ICLR 2020, Addis Ababa, Ethiopia, April 26-30, 2020.

Wu, H.; Xiao, B.; Codella, N.; Liu, M.; Dai, X.; Yuan, L.; and Zhang, L. 2021. Cvt: Introducing convolutions to vision transformers. In *Proceedings of the IEEE/CVF International Conference on Computer Vision*, 22–31.

Wu, Z.; Efros, A. A.; and Yu, S. X. 2018. Improving generalization via scalable neighborhood component analysis. In *Proceedings of the European Conference on Computer Vision (ECCV)*, 685–701.

Wu, Z.; Xiong, Y.; Yu, S. X.; and Lin, D. 2018. Unsupervised feature learning via non-parametric instance discrimination. In *Proceedings of the IEEE conference on computer vision and pattern recognition*, 3733–3742.

Xie, Z.; Zhang, Z.; Cao, Y.; Lin, Y.; Bao, J.; Yao, Z.; Dai, Q.; and Hu, H. 2022. Simmim: A simple framework for masked image modeling. In *Proceedings of the IEEE/CVF Conference on Computer Vision and Pattern Recognition*, 9653–9663.

Xu, Y.; Zhang, Q.; Zhang, J.; and Tao, D. 2021. Vitae: Vision transformer advanced by exploring intrinsic inductive bias. *Advances in Neural Information Processing Systems*, 34.

Zhou, H.-Y.; Lu, C.; Yang, S.; and Yu, Y. 2021. ConvNets vs. Transformers: Whose visual representations are more transferable? In *Proceedings of the IEEE/CVF International Conference on Computer Vision*, 2230–2238.