

GlyphDraw: Learning to Draw Chinese Characters in Image Synthesis Models Coherently

Jian Ma

OPPO Research Institute
majian2@oppo.com

Mingjun Zhao *

University of Alberta
zhao2@ualberta.ca

Chen Chen✉

OPPO Research Institute
chenchen4@oppo.com

Ruichen Wang

OPPO Research Institute
wangruichen@oppo.com

Di Niu

University of Alberta
dniu@ualberta.ca

Haonan Lu✉

OPPO Research Institute
luhaonan@oppo.com

Xiaodong Lin

Rutgers University
lin@business.rutgers.edu



Figure 1: We propose GlyphDraw, a general framework for endowing image generation models with the ability to generate high-quality Chinese text embedded seamlessly in images while retaining their open-domain generation capability.

* Author did this work during his internship at OPPO Research Institute.

Abstract

Recent breakthroughs in the field of language-guided image generation have yielded impressive achievements, enabling the creation of high-quality and diverse images based on user instructions. Although the synthesis performance is fascinating, one significant limitation of current image generation models is their insufficient ability to generate coherent text within images, particularly for complex glyph structures like Chinese characters. To address this problem, we introduce GlyphDraw, a general learning framework aiming at endowing image generation models with the capacity to generate images embedded with coherent text. To the best of our knowledge, this is the first work in the field of image synthesis to address the generation of Chinese characters. We first sophisticatedly design the image-text dataset’s construction strategy, then build our model specifically on a diffusion-based image generator and carefully modify the network structure to allow the model to learn drawing Chinese characters with the help of glyph and position information. Furthermore, we maintain the model’s open-domain image synthesis capability by preventing catastrophic forgetting by using a variety of training techniques. Extensive qualitative and quantitative experiments demonstrate that our method not only produces accurate Chinese characters as in prompts, but also naturally blends the generated text into the background. Please refer to our [project page](#).

1 Introduction

The field of text-to-image synthesis has greatly benefited from recent advancements in diffusion models. In contrast to generative adversarial network (GAN) based methods [9], diffusion models offer greater stability during training without relying on the complex adversarial training process, and enable precise control over generation quality and diversity during the diffusion process. By leveraging the semantics of textual input, large-scale text-guided diffusion models such as DALLÉ-2 [24], Imagen [28], and Stable Diffusion [25] have revolutionized the way we generate high-quality images. These models are capable of following user instructions, generating customized high-fidelity images with specified content, style, and attributes.

Recently, several studies [38, 19] have focused on gaining more fine-grained control over the generation process by leveraging auxiliary information such as edge maps, segmentation maps, color maps, etc. Users can specify desired attributes to guide and restrict the generation process by including such additional input, resulting in more precise control over the generated images. Despite some limitations in image diversity due to auxiliary input dependency, these methods have produced impressive results in generating high-quality images that meet specific requirements.

Despite significant progress, current image synthesis methods face numerous challenges, particularly when it comes to generating fine-grained and intricate structures like human hands and textual content. While some studies have been proposed to tackle the challenge of generating English text in images using generic large language models [28] or character-aware input features [18], these methods are insufficient for generating Chinese characters. This is largely due to the distinctive characteristics of Chinese characters, which possess more complex spatial structures composed of eight different types of basic strokes, as well as the large number of frequently used characters - up to several thousands. As a result, generating accurate and diverse Chinese characters poses a greater difficulty and remains an unsolved research problem.

We believe that this is the first paper to address the challenging problem of Chinese character generation. To address this problem, we present GlyphDraw, a general framework designed to provide image generation models with the ability to generate coherent Chinese text within images. GlyphDraw utilizes character glyphs and text locations in images as auxiliary information to provide better control over the character generation process. Our approach has produced impressive results, with the ability to generate diverse Chinese text accurately following given instructions. Notably, the generated text is intelligently matched with font style that best suits the context and seamlessly integrated into the background, while maintaining high generation qualities avoiding issues like overfitting and catastrophic forgetting.

Our main contributions are concluded as follows:

- We introduce GlyphDraw, the first image synthesis framework to address the problem of Chinese character generation. Through the exploitation of auxiliary information, including character glyphs and locations, GlyphDraw provides fine-grained guidance throughout the generation process, resulting in seamless integration of high-quality Chinese characters with various styles into the context of the image.
- We develop an effective training strategy that restricts the number of trainable parameters in the pre-trained model to prevent overfitting and catastrophic forgetting, effectively maintaining the model’s strong open-domain generation performance while simultaneously enabling accurate Chinese text generation.
- We delineate the training dataset’s building procedure and propose a new benchmark for evaluating the quality of Chinese character generation using an OCR model, on which our GlyphDraw achieves excellent **75%** accuracy, significantly outperforming previous image synthesis approaches.

2 Related Work

2.1 Text-to-Image Synthesis

The diffusion model [13, 21, 6, 14] has emerged as a promising direction to generate images with high fidelity and diversity based on provided textual input. GLIDE [20] introduces text condition into the diffusion process using classifier-free guidance. DALL-E 2 [24] adopts a diffusion prior module on CLIP text latents and cascaded diffusion decoder to generate high-resolution images. Imagen [28] emphasizes language understanding and proposes to use a large T5 language model for better semantics representation. Latent diffusion model [25] projects the image into latent space with an autoencoder and applies the diffusion process to generate feature maps in the latent level. Stable Diffusion [25] is an open-sourced model with excellent performance adopting the similar architecture. We build our framework upon Stable Diffusion, although it can be easily transferred to other diffusion-based models with cross-attention mechanism as well.

2.2 Condition Controlled Generation

Other conditional information, in addition to text conditions, has been investigated to control image generation. In-painting and out-painting techniques enable specific parts of an image to be modified based on user-provided masks and textual instructions while preserving the rest of the image [1, 3, 20]. In addition, Paint-by-example [36] proposes extracting the semantics from a reference image and using it to modify certain areas of an image.

Image-to-image translation deals with transforming images while preserving essential characteristics but changing other attributes such as style, color, and texture, and is dominated by conditional generative adversarial networks [15, 40, 32, 22, 5, 39]. Recently, diffusion-based image-to-image translation frameworks have gained much attention [27, 31]. ControlNet [38] and T2IAdatper [19] focus on providing a general solution to control the generation process using auxiliary information such as edge maps, color maps, segmentation maps, etc, and deliver impressive results in terms of control and generated image quality. For our visual text rendering task, we are inspired to incorporate auxiliary glyph information into the conditional generation process and to emphasize local control throughout all diffusion steps.

2.3 Draw Text in Image

Numerous studies have explored the challenge of integrating textual content into image synthesis. For instance, studies on font generation aim to create novel fonts by treating it as a style translation problem based on a given input font [4, 16, 34, 37]. Diff-font [11] leverages diffusion models to handle the font generation task. However, these works are only concerned with generating font glyphs without a background and do not correspond to our goal of improving text generation in image synthesis.

Another related work [18] proposes character-aware diffusion models to improve English text generation by incorporating character-level input features. However, character-aware methods perform poorly for generating Chinese text as mentioned in [18] due to the enormous number of unique characters in Chinese languages (more than 10,000) and the complexity of their spatial structures. To the best of our knowledge, our paper presents the first work addressing the challenging problem of Chinese character generation within general image synthesis.

3 Methodology

In this section, we will first briefly review the necessary notations of Stable Diffusion [25] for a more convenient description of our proposed algorithm later on. Then, an overview of the GlyphDraw framework followed by an explanation of how we leverage auxiliary information will be detailedly clarified. Further more, we will introduce our training strategies designed to prevent catastrophic forgetting. Finally, we will present the inference process, which differs slightly from the training stage.

3.1 Preliminaries

In this paper, we implement our method based on an open-source image synthesis algorithm – Stable Diffusion [25]¹, which enhances computational efficiency by performing the diffusion process in low-dimensional latent space with the help of an auto-encoder. Specifically, for an input image $x_0 \in \mathbb{R}^{H \times W \times 3}$, the encoder \mathcal{E} of the auto-encoder transforms it into a latent representation $z_0 \in \mathbb{R}^{h \times w \times c}$, where $f = H/h = W/w$ is the downsampling factor and c the latent feature dimension. The diffusion process is then performed on the latent space, where a conditional UNet [26] denoiser ϵ_θ is employed to predict noise ϵ with current timestep t , noisy latent z_t and generation condition C . The condition information C is fed into each cross attention block i of the UNet model as

$$\text{Attention}(Q, K, V) = \text{softmax}\left(\frac{QK^T}{\sqrt{d}} \cdot V\right) \quad (1)$$

where $Q = W_Q^{(i)} \cdot \varphi_i(z_t), K = W_K^{(i)} \cdot C, V = W_V^{(i)} \cdot C$.

Here, d denotes the output dimension of key (K) and query (Q) features, $\varphi_i(z_t)$ is a flattened intermediate representation of the noisy latent z_t through the UNet implementation ϵ_θ , and $W_Q^{(i)}, W_K^{(i)}, W_V^{(i)}$ are learnable projection matrices. In text-to-image scenarios, the condition $C = \tau_\theta(y)$ is produced by encoding the text prompts y with a pre-trained CLIP [23] text encoder τ_θ . Therefore, the overall training objective of Stable Diffusion is defined as

$$\mathcal{L}_{\text{SD}} = \mathbb{E}_{\mathcal{E}(x_0), C, \epsilon \sim \mathcal{N}(0,1), t} \left[\|\epsilon - \epsilon_\theta(z_t, t, C)\|_2^2 \right] \quad (2)$$

3.2 Model Overview

The overall training framework of our proposed GlyphDraw method is illustrated in Fig. 2. Based on the cross attention mechanism in Stable Diffusion, the original input latent vector z_t is replaced by the concatenation of image latent vector z_t , text mask l_m and glyph image l_g . In addition, the condition C is equipped with blended glyph and text feature by employing a domain specific fusion module. The introduction of text mask and glyph information, which enable fine-grained diffusion control throughout the training process, is one of the key performance-enhancing components.

3.3 Exploitation of Auxiliary Information

The pixel representation of textual information, especially ideograph-like Chinese character, differs significantly from that of natural objects. For instance, the Chinese word “天空(sky)” is simply composed of multiple strokes in a two-dimensional structure, whereas the imagination of its natural image counterpart is like “a giant blue screen dotted with white clouds”. Chinese character is a kind

¹It’s worth noting that our approach is a general framework which can be easily transplanted into other diffusion-based image synthesis model by employing cross-attention mechanism, such as ERNIE-ViLG 2.0 [8] and eDiff-I [2].

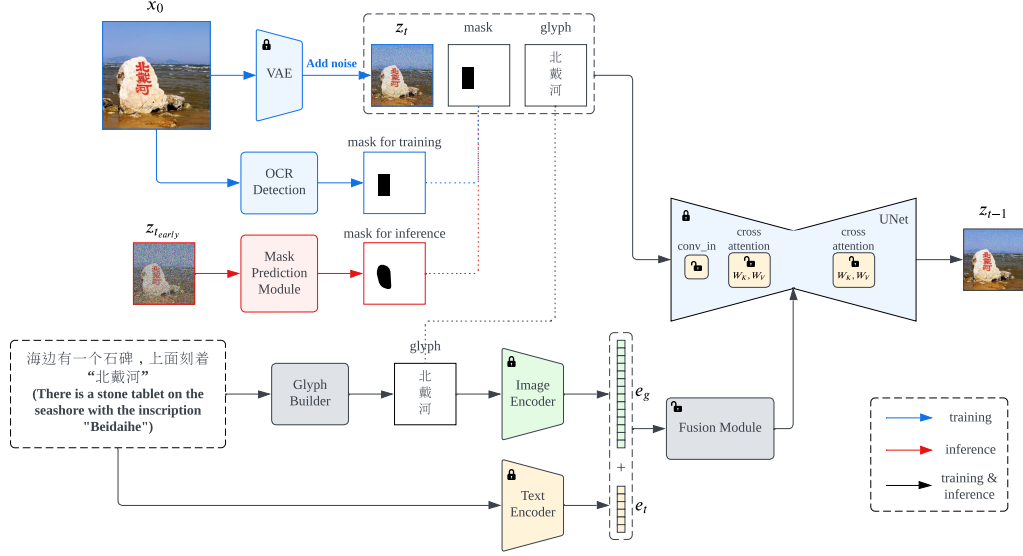


Figure 2: An overview of the proposed GlyphDraw method based on Stable Diffusion structure. For the image latent part, an OCR detected character mask l_m and a glyph image l_g containing only character visual information are concatenated to image latent feature z_t . Then the combined latent feature z_t is used as input of the UNet. As to the text condition part, a pretrained CLIP model encodes the prompt and glyph image into embeddings e_t and e_g , respectively. Then, a fusion module is employed to further fuse the text and glyph embeddings to a conditional feature C which is used as the key and value components of UNet cross-attention layers. During inference, an MLP-like mask prediction module is adopted to estimate the character mask map.

of very fine-grained feature and even a minor shift or deformation will result in incorrect textual rendering, leading to unrealistic image generation. Another critical issue to consider when embedding characters in natural image backgrounds is how to precisely control textual pixel generation while avoiding affecting neighboring natural image pixels. Therefore, in order to render perfect Chinese characters on realistic natural images without incongruity, we meticulously design two pivotal components integrated into diffusion-based synthesis model, namely *location control* and *glyph control*.

Location Control. Unlike global conditional input such as segmentation maps, depth maps, sketches and grayscale images as in [38], character generation requires more attention to a specific local area of the image, since the latent feature distribution of character pixels varies dramatically from that of natural image pixels. To prevent model learning from collapsing, a fine-grained location area control is innovatively introduced to decouple the distribution between different regions. Specifically, as shown in Fig. 2, a binary mask feature map is generated and concatenated to original image latent feature. During the training phase, the quadrilateral-shaped mask is extracted from OCR detection information, which will be detailed described in Appendix B. During inference phase, since there is no available reference image, the mask is generated through a mask prediction module during early diffusion stage, which will be further discussed in Sec. 3.5.

Glyph Control. Apart from location control, as mentioned above, another important issue is the fine control of Chinese character stroke synthesis. Given the complexity (typically composed of several 2D strokes ranging from 1 to 20) and variety (up to 10,000 common characters) of Chinese characters, naively learning from massive image-text datasets without any explicit prior knowledge injection is extremely difficult. As demonstrated in [18], character-blinded model can induce robust spelling knowledge for English words only when model parameters are greater than 100B, and even character-aware model cannot generalize well beyond Latin scripts such as Chinese, Japanese and Korean. In addition, we also directly fine-tune a Chinese Stable Diffusion checkpoint¹ on our

¹This Chinese Stable Diffusion is pretrained by ourselves on a large-scale open-domain image-text dataset with more specific details in Appendix A

proposed textual image dataset but achieve completely fail results as presented in Sec. 4.3. Therefore, to generate Chinese characters accurately, we are inspired to incorporate explicit glyph images as extra condition information into the model diffusion process. Specifically, as illustrated in Fig. 2, a pre-extracted glyph image containing only Chinese characters located in the image center with a white background, e.g. “北戴河(Beidai River)”, is simultaneously injected into both the image latent (above flow) and text embedding (below flow) parts.

First, the grayscale glyph image l_g extracted by the glyph builder is concatenated to the noisy image latent vector z_t and the binary text mask l_m to form a new latent vector $z'_t = \text{concat}(z_t, l_g, l_m)$. After dimension adjustment through a convolution layer, the feature vector $\tilde{z}_t = \text{conv_in}(z'_t)$ is fed into the UNet as the query component. In terms of the conditional information, $C = \mathbb{M}[\text{concat}(e_g, e_t)]$ is fused by a fusion module \mathbb{M} from glyph embedding ($e_g = I_\theta(l_g)$) and text embedding ($e_t = \tau_\theta(y)$) which are extracted from fixed CLIP image encoder (I_θ) and text encoder (τ_θ), respectively. Consequently, the final latent diffusion training objective is:

$$L_{LDM} = \mathbb{E}_{\mathcal{E}(x_0), y, l_g, l_m, \epsilon \sim \mathcal{N}(0,1), t} [\| \epsilon - \epsilon_\theta(z_t, t, y, l_g, l_m) \|^2] \quad (3)$$

3.4 Training Strategies

Catastrophic forgetting. Finetuning an image generation model can often lead to overfitting and catastrophic forgetting, which significantly degrades the model’s open-domain performance. To address these issues, we develop a minimum-training-parameters strategy that preserves the original model’s ability to the greatest extent possible. In other words, during the learning stage, we only update the network parameters required for learning Chinese character generation while freezing other parameters to preserve the model’s general ability.

To enable the UNet to take the location mask and glyph information as two additional channels alongside the image latent, we adjust the input “conv_in” module of the UNet accordingly to accommodate the additional information and update it during learning. Similarly, the fusion module, which modifies the generation condition C by integrating the embeddings of glyph information and text prompts, also needs to be updated. Moreover and most importantly, as proposed in [23], when updating the mapping from given text to image distribution, only updating $W_K^{(i)}, W_V^{(i)}$ in each cross-attention block i is sufficient since text features are the only input to key and value projection matrix. By carefully choosing the parameters to update, our method effectively maintains the model’s generation performance and enables coherent text generation while updating only 5% of the total parameters, significantly accelerating model convergence.

Loss weighting. To further enhance the Chinese text generation performance of our model, we implement a weighting strategy in the design of the training objective, with the goal of emphasizing the learning of Chinese character generation ability during the learning process. Specifically, we add extra weight to the training loss of the text area based on the location mask information l_m , as follow:

$$\mathcal{L} = \mathbb{E}_{\mathcal{E}(x_0), y, l_g, l_m, \epsilon \sim \mathcal{N}(0,1), t} [\| \epsilon - \epsilon_\theta(z_t, t, y, l_g, l_m) \|^2 + \alpha \| [\epsilon - \epsilon_\theta(z_t, t, y, l_g, l_m)] * l_m \|^2], \quad (4)$$

where $\alpha \geq 0$ is a weighting hyper-parameter.

3.5 Inference

During inference, the mask information l_m cannot be directly extracted by OCR detectors since the absence of original image x_0 . Thus, we propose a mask prediction module in Fig. 2 (red lines and boxes) to estimate a rough mask with arbitrary shape. As detailedly depicted in Fig. 3, we estimate the character mask during first few diffusion steps ($t = \{T, T-1, \dots, t_{early}\}$) by using a simple pixel-wise MLP network trained by MSE loss between estimated and ground-truth masks. After obtaining the predicted mask, we regenerate images through a complete diffusion process ($t = \{T, T-1, \dots, 0\}$) by DDIM [30] sampling strategy. If no textual information is required to be rendered in the image, the mask is simply set to 1, resulting in a completely white mask. Furthermore, we can accept user-supplied location masks as well as randomly generated masks, giving us more flexibility for visual text rendering.

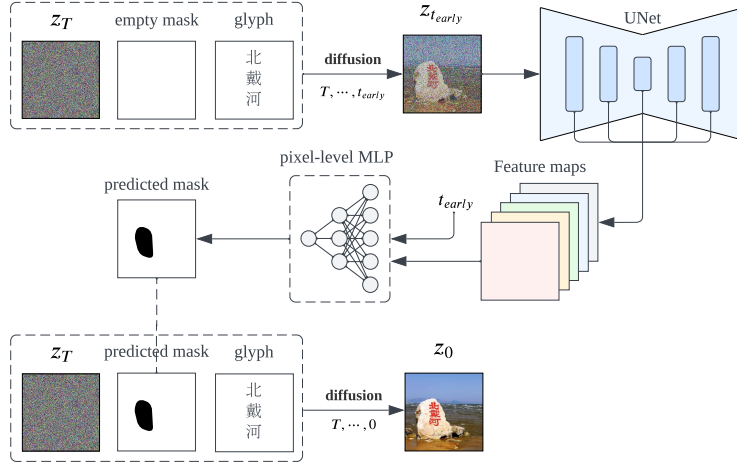


Figure 3: The design of the mask prediction module. During inference process, we initialize empty mask for the first few diffusion steps ($t = \{T, T - 1, \dots, t_{early}\}$) and employ a pixel-wise MLP to estimate the mask. Then we adopt the predicted mask to generate the final desired images through a new complete diffusion process ($t = \{T, T - 1, \dots, 0\}$).

4 Experiments

4.1 Data Preparation

Due to a lack of existing dataset for image synthesis with Chinese text generation, we gather data from various sources, including web crawled data and publicly available image-text datasets including LAION [29], Zero23M [33], and Noah-Wukong [10], to prepare our training dataset.

In order to collect high-quality images embedded with Chinese text, we adopt a data pre-processing procedure to filter data and extract glyph and location information. Specifically, we employ an OCR model [7] to locate and recognize Chinese characters in images, and apply a data filtering criterion (details in Appendix B) to reduce the potential noise in dataset. In addition, we also discover that the quality of captions varies drastically. Thus, we exploit the BLIP-2 model [17] to regenerate captions for the collected images and embed the characters by quotation marks into the caption, as visualization examples shown in Table 1(b). The statistics of the cleaned dataset are presented in Table 1(a). After painstakingly filtering, we finally construct a dataset with 792k images, containing 3.3M characters in images and more than 4.8k common unique Chinese characters.




4.2 Implementation Details and Evaluation

Implementation details. Based on Stable Diffusion, GlyphDraw consists of VAE, UNet, CLIP, and the fusion module, comprising 1.9 billion parameters, out of which a mere 0.1 billion parameters (MergeNet, $conv_in$ module and projection matrices $W_K^{(i)}$, $W_V^{(i)}$) are trainable. The VAE and UNet are initialized from a Chinese Stable Diffusion checkpoint pretrained by ourselves (refer to Appendix A) and the CLIP image and text encoder are loaded from the huge version of Chinese-CLIP [35]. After CLIP encoders, the image and text token lengths are 257 and 64, respectively. We adopt a transformer with 6 layers, 8 attention heads and 1024 hidden dimension as the fusion module. We set the learning rate to $2e-5$ and the weighting scale hyper-parameter α in Eq. (4) to 0.5. The entire model is trained on 24 A100 GPUs for 20 epochs with batch size of 25 per GPU.

During inference stage, we adopt a 5-layer MLP for the mask prediction module, and set the DDIM diffusion steps $T = 50$ and $T_{early} = 35$ (using first 15 steps to generate the estimated mask and another 50 steps to generate realistic images).

| Filtered Dataset | # Samples | # Chars | # Unique Chars |
|------------------|-----------|-----------|----------------|
| Laion | 130,024 | 554,500 | 4,236 |
| Zero23M | 101,528 | 430,839 | 4,088 |
| Noah-Wukong | 262,063 | 1,111,885 | 4,487 |
| Web crawled | 298,689 | 1,203,591 | 4,414 |
| Total | 792,304 | 3,300,815 | 4,816 |

(a) Training data statistics.

| Image | Glyph | Mask | Caption |
|---|---|--|--|
|  |  |  | 一个穿红色衬衫的男人， 上面写着中文“中国” A man in a red shirt with Chinese writing on it "China" |

(b) An example of our training data.

Table 1: The constructed text-to-image dataset for Chinese text generation.

Test benchmark. To the best of our knowledge, no prior research has specifically addressed the task of text-to-image synthesis with Chinese characters rendering. Therefore, we create a benchmark *ChineseDrawText* for qualitative and quantitative assessment.

The dataset is comprised of 200 various prompts collected in two ways: translated from a subset of the DrawText dataset proposed in [18] and manually written by ourselves, which can stimulate natural scenes to the greatest extent possible. The prompt is divided into two parts: an image content summary combined with an explicit character description. For instance, the prefix sentence “街边的路牌上写着* (The sign on the street says *)” is combined with the characters to be embedded, such as “天道酬勤 (heaven rewards diligence)”. For qualitative evaluation, we further substitute the character description in prompts by other words, *e.g.* replace “天道酬勤 (heaven rewards diligence)” by “我要学习 (I want to study)”, to expand total dataset size, resulting in 9,000 common Chinese characters (including words). All the prompts are presented in Appendix D.1 for reference.

Evaluation metrics. We utilize a well-performing Chinese OCR tool [7] to calculate the character recognition accuracy on our proposed ChineseDrawText dataset. However, accuracy alone does not fully represent the quality of the generated images, which may result in overfitting or forgetting and thus poor image generation quality. Therefore, we also employ widely used MS-COCO FID-10k [12] metric to evaluate the overall image generation quality.

Baseline methods. As there are no existing works on the visual Chinese text rendering task, we compare our algorithm to two intuitive methods.

- **Fine-tuning.** A straightforward approach is to fine-tune a pre-trained image generation model on a specific text-image dataset and evaluate its ability to generate desirable visual text.
- **ControlNetDraw.** ControlNet [38] is an image synthesis method that achieves excellent controllability by incorporating additional conditions to guide the diffusion process. Inspired by its great control over image generation, we adapt this method to our Chinese text rendering problem by taking the glyph image as the input to the ControlNet network. We call this method ControlNetDraw.

4.3 Comparison results

Fig. 4 gives the comparison results of different method in recognition accuracy on our proposed ChineseDrawText dataset, from which we can observe that both vanilla fine-tuning and the modified ControNetDraw fail to generate correct Chinese characters in images, leading to almost 0% accuracy in the test benchmark. The first two rows of Table 4 illustrate their generation results, which

| Training Parameters of UNet | all | all attention layers | only $W_K^{(i)}$ and $W_V^{(i)}$ | Frozen |
|-----------------------------|------|----------------------|----------------------------------|--------|
| FID | 23.9 | 21.1 | 18.1 | 15.8 |

Table 2: The quality results of generated image evaluated on COCO2014.

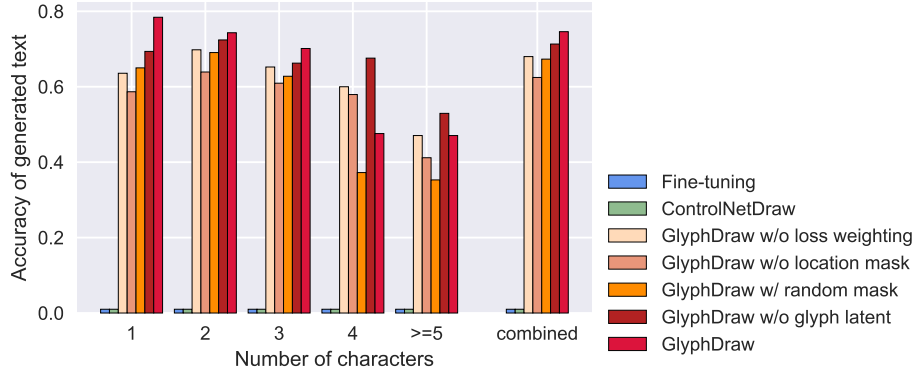


Figure 4: Demonstration of the quality of generated Chinese text in terms of accuracy with respect to different number of generated characters, evaluated by an OCR recognition model.

indicate that these two methods cannot capture the precise spatial structure of the characters and produce random strokes. Their failures can be attributed to two reasons: 1) direct fine-tuning generates characters based on the semantic representation of the prompts without access to the glyph information of the characters, which is extremely challenging; 2) ControlNet aims to control the image generation with an exact mapping from the input condition to the output image, such as edge maps. However, in the text rendering task, there is an inevitable gap between the provided glyph and the text in target images due to the variations in font, size and perspective, which greatly degrades the performance of ControlNet.

In contrast, our proposed GlyphDraw achieves 75% average accuracy over the same quantitative testset by effectively using the auxiliary glyph and location information, demonstrating its outstanding character generation ability. Some visualization comparisons of different methods are shown in Table 4. Additionally, according to Table 2, GlyphDraw can also maintain open-domain image synthesis performance by limiting the training parameters, achieving only a slight FID degradation of 2.3 on general image synthesis measured on MS-COCO FID-10k. Table 3 show some general images containing no Chinese text generated by GlyphDraw.

4.4 Ablation studies

The Ablation studies involve examining three main aspects, namely 1) the impact of local control and glyph control on the image generation performance of GlyphDraw, 2) the effectiveness of training strategy for mitigating catastrophic forgetting, and 3) the inference performance affection by using mask prediction module. All objective statistics of OCR accuracy and FID value is illustrated in Fig. 4 and Table 2, respectively.




Table 3: Examples of generic images containing no text created by GlyphDraw.

| | | | | | | |
|------------------------------|------------------------|------------------------------------|----------------------|-----------------------|------------------------|----------------------------------|
| Fine-tuning | | | | | | |
| ControlNet-Draw | | | | | | |
| GlyphDraw w/o loss weighting | | | | | | |
| GlyphDraw w/o location mask | | | | | | |
| GlyphDraw w/ random mask | | | | | | |
| GlyphDraw w/o glyph latent | | | | | | |
| GlyphDraw | | | | | | |
| Generated characters | 禁止踩踏 (No trampling) | 天道酬勤 (Heaven rewards diligence) | 请勿吸烟 (No smoking) | 请勿涂鸦 (No graffiti) | 我要学习 (I want to learn) | 我要爬山 (I want to climb mountains) |

Table 4: The visualization results, where the images in each row are generated by the same method and the images in each column use the same text prompt as input.

Loss weighting. The loss weighting strategy enables the model to focus more on the generation quality of the text area by assigning higher weights on the loss of corresponding area, which generally improves the text generation accuracy by 6.6% compared to the model variant without loss weighting as shown in Fig. 4.

Location mask. When eliminating location mask, the input noisy image latent vector is only concatenated by the glyph image. The OCR accuracy shown in Fig. 4 significantly reduces (more than 10% drop) with respect to GlyphDraw, especially for scenario that characters number is smaller than 3.

Mask prediction module. The mask prediction module aims to provide an estimated mask of arbitrary shape for text generation during the inference stage. There are two advantages for incorporating the mask prediction module. First, compared to using a random mask, the learned module can better capture the shapes of the text areas and guide the text generation more effectively, leading to

a 7.3% higher OCR accuracy as shown in Fig. 4. Second, the module is able to effectively learn the transformation effect due to different viewing perspectives and produces images that are more realistic and natural (see the first image in the last row of Table 4).

Glyph latent. In the design of GlyphDraw, the glyph information is simultaneously used in the concatenated latent z'_t as l_g and the conditional information C as e_g . To assess the significance of this design, we conducted an evaluation by removing the l_g while retaining e_g in the model. The results, as shown in Fig. 4, indicate a slight decrease of 3.3% in the average OCR accuracy, thus confirming the effectiveness of incorporating glyph information at multiple levels in enhancing the model learning.

Ablations on continual training strategies. We compare different continual training strategies — fine-tuning the entire UNet network, with 865M parameters, fine-tuning all UNet attention layers with 100M parameter, accounting for 12% of total UNet parameters and fine-tuning only the cross-attention key and value projection matrices of the UNet with 25m parameter, accounting for only 3% of total UNet parameters. Final results in Table 2 reveals that fine-tuning only K and V cross-attention components achieves not only smallest parameter modification, but also best FID performance, leading to strongest anti-forgetting capability and fastest convergence speed.

5 Conclusion and Limitation

In this paper, we present GlyphDraw, the first visual Chinese text generation framework designed to address the limitations of existing image synthesis models in producing high-quality and coherent Chinese text embedded in natural images. By leveraging glyph and location information, GlyphDraw offers fine-grained control over the generation process, allowing for the accurate generation of desired Chinese characters according to user instructions. Moreover, the framework intelligently adapts the generated text to fit into the image context seamlessly, maintaining high generation quality. Overall, through extensive experiments, we demonstrate that GlyphDraw has the potential to deliver remarkable performance, both in terms of accuracy and visual fidelity.

As illustrated in Fig. 4, our method is subject to a limitation that the generation accuracy decreases as the number of characters to be drawn in the image increases. This is due to the fact that as the number of characters increases, so does the spatial complexity, making the generation process more challenging. Furthermore, our training dataset consists primarily of images with short Chinese text, with an average character count of 4.17. As a result, the model’s ability to generate long text in images is restricted. Another limitation of our proposed method is that it does not support multiple text bounding-box generation. Consequently, our future work will focus on enhancing generation quality, diversity, tackling the long-text rendering issue and synthesizing more creative and aesthetic images.

References

- [1] Omri Avrahami, Dani Lischinski, and Ohad Fried. Blended diffusion for text-driven editing of natural images. In *Proceedings of the IEEE/CVF Conference on Computer Vision and Pattern Recognition*, pages 18208–18218, 2022.
- [2] Yogesh Balaji, Seungjun Nah, Xun Huang, Arash Vahdat, Jiaming Song, Karsten Kreis, Miika Aittala, Timo Aila, Samuli Laine, Bryan Catanzaro, et al. ediffi: Text-to-image diffusion models with an ensemble of expert denoisers. *arXiv preprint arXiv:2211.01324*, 2022.
- [3] David Bau, Alex Andonian, Audrey Cui, YeonHwan Park, Ali Jahanian, Aude Oliva, and Antonio Torralba. Paint by word. *arXiv preprint arXiv:2103.10951*, 2021.
- [4] Junbum Cha, Sanghyuk Chun, Gayoung Lee, Bado Lee, Seonghyeon Kim, and Hwalsuk Lee. Few-shot compositional font generation with dual memory. In *Computer Vision—ECCV 2020: 16th European Conference, Glasgow, UK, August 23–28, 2020, Proceedings, Part XIX 16*, pages 735–751. Springer, 2020.
- [5] Yunje Choi, Minje Choi, Munyoung Kim, Jung-Woo Ha, Sunghun Kim, and Jaegul Choo. Stargan: Unified generative adversarial networks for multi-domain image-to-image translation. In *Proceedings of the IEEE conference on computer vision and pattern recognition*, pages 8789–8797, 2018.
- [6] Prafulla Dhariwal and Alexander Nichol. Diffusion models beat gans on image synthesis. *Advances in Neural Information Processing Systems*, 34:8780–8794, 2021.

- [7] Yuning Du, Chenxia Li, Ruoyu Guo, Cheng Cui, Weiwei Liu, Jun Zhou, Bin Lu, Yehua Yang, Qiwen Liu, Xiaoguang Hu, et al. Pp-ocrv2: Bag of tricks for ultra lightweight ocr system. *arXiv preprint arXiv:2109.03144*, 2021.
- [8] Zhida Feng, Zhenyu Zhang, Xintong Yu, Yewei Fang, Lanxin Li, Xuyi Chen, Yuxiang Lu, Jiayang Liu, Weichong Yin, Shikun Feng, et al. Ernie-vilg 2.0: Improving text-to-image diffusion model with knowledge-enhanced mixture-of-denoising-experts. *arXiv preprint arXiv:2210.15257*, 2022.
- [9] Ian Goodfellow, Jean Pouget-Abadie, Mehdi Mirza, Bing Xu, David Warde-Farley, Sherjil Ozair, Aaron Courville, and Yoshua Bengio. Generative adversarial networks. *Communications of the ACM*, 63(11):139–144, 2020.
- [10] Jiayi Gu, Xiaojun Meng, Guansong Lu, Lu Hou, Minzhe Niu, Hang Xu, Xiaodan Liang, Wei Zhang, Xin Jiang, and Chunjing Xu. Wukong: 100 million large-scale chinese cross-modal pre-training dataset and a foundation framework, 2022.
- [11] Haibin He, Xinyuan Chen, Chaoyue Wang, Juhua Liu, Bo Du, Dacheng Tao, and Yu Qiao. Diff-font: Diffusion model for robust one-shot font generation. *arXiv preprint arXiv:2212.05895*, 2022.
- [12] Martin Heusel, Hubert Ramsauer, Thomas Unterthiner, Bernhard Nessler, and Sepp Hochreiter. Gans trained by a two time-scale update rule converge to a local nash equilibrium. *Advances in neural information processing systems*, 30, 2017.
- [13] Jonathan Ho, Ajay Jain, and Pieter Abbeel. Denoising diffusion probabilistic models. *Advances in Neural Information Processing Systems*, 33:6840–6851, 2020.
- [14] Jonathan Ho, Chitwan Saharia, William Chan, David J Fleet, Mohammad Norouzi, and Tim Salimans. Cascaded diffusion models for high fidelity image generation. *J. Mach. Learn. Res.*, 23(47):1–33, 2022.
- [15] Phillip Isola, Jun-Yan Zhu, Tinghui Zhou, and Alexei A Efros. Image-to-image translation with conditional adversarial networks. In *Proceedings of the IEEE conference on computer vision and pattern recognition*, pages 1125–1134, 2017.
- [16] Yue Jiang, Zhouhui Lian, Yingmin Tang, and Jianguo Xiao. Sfont: Structure-guided chinese font generation via deep stacked networks. In *Proceedings of the AAAI conference on artificial intelligence*, volume 33, pages 4015–4022, 2019.
- [17] Junnan Li, Dongxu Li, Silvio Savarese, and Steven Hoi. Blip-2: Bootstrapping language-image pre-training with frozen image encoders and large language models. *arXiv preprint arXiv:2301.12597*, 2023.
- [18] Rosanne Liu, Dan Garrette, Chitwan Saharia, William Chan, Adam Roberts, Sharan Narang, Irina Blok, RJ Mical, Mohammad Norouzi, and Noah Constant. Character-aware models improve visual text rendering. *arXiv preprint arXiv:2212.10562*, 2022.
- [19] Chong Mou, Xintao Wang, Liangbin Xie, Jian Zhang, Zhongang Qi, Ying Shan, and Xiaohu Qie. T2i-adapter: Learning adapters to dig out more controllable ability for text-to-image diffusion models. *arXiv preprint arXiv:2302.08453*, 2023.
- [20] Alex Nichol, Prafulla Dhariwal, Aditya Ramesh, Pranav Shyam, Pamela Mishkin, Bob McGrew, Ilya Sutskever, and Mark Chen. Glide: Towards photorealistic image generation and editing with text-guided diffusion models. *arXiv preprint arXiv:2112.10741*, 2021.
- [21] Alexander Quinn Nichol and Prafulla Dhariwal. Improved denoising diffusion probabilistic models. In *International Conference on Machine Learning*, pages 8162–8171. PMLR, 2021.
- [22] Taesung Park, Ming-Yu Liu, Ting-Chun Wang, and Jun-Yan Zhu. Semantic image synthesis with spatially-adaptive normalization. In *Proceedings of the IEEE/CVF conference on computer vision and pattern recognition*, pages 2337–2346, 2019.
- [23] Alec Radford, Jong Wook Kim, Chris Hallacy, Aditya Ramesh, Gabriel Goh, Sandhini Agarwal, Girish Sastry, Amanda Askell, Pamela Mishkin, Jack Clark, et al. Learning transferable visual models from natural language supervision. In *International conference on machine learning*, pages 8748–8763. PMLR, 2021.
- [24] Aditya Ramesh, Prafulla Dhariwal, Alex Nichol, Casey Chu, and Mark Chen. Hierarchical text-conditional image generation with clip latents. *arXiv preprint arXiv:2204.06125*, 2022.
- [25] Robin Rombach, Andreas Blattmann, Dominik Lorenz, Patrick Esser, and Björn Ommer. High-resolution image synthesis with latent diffusion models. In *Proceedings of the IEEE/CVF Conference on Computer Vision and Pattern Recognition*, pages 10684–10695, 2022.
- [26] Olaf Ronneberger, Philipp Fischer, and Thomas Brox. U-net: Convolutional networks for biomedical image segmentation. In *Medical Image Computing and Computer-Assisted*

- Intervention–MICCAI 2015: 18th International Conference, Munich, Germany, October 5-9, 2015, Proceedings, Part III* 18, pages 234–241. Springer, 2015.
- [27] Chitwan Saharia, William Chan, Huiwen Chang, Chris Lee, Jonathan Ho, Tim Salimans, David Fleet, and Mohammad Norouzi. Palette: Image-to-image diffusion models. In *ACM SIGGRAPH 2022 Conference Proceedings*, pages 1–10, 2022.
 - [28] Chitwan Saharia, William Chan, Saurabh Saxena, Lala Li, Jay Whang, Emily Denton, Seyed Kamyar Seyed Ghasemipour, Burcu Karagol Ayan, S Sara Mahdavi, Rapha Gontijo Lopes, et al. Photorealistic text-to-image diffusion models with deep language understanding. *arXiv preprint arXiv:2205.11487*, 2022.
 - [29] Christoph Schuhmann, Romain Beaumont, Richard Vencu, Cade Gordon, Ross Wightman, Mehdi Cherti, Theo Coombes, Aarush Katta, Clayton Mullis, Mitchell Wortsman, et al. Laion-5b: An open large-scale dataset for training next generation image-text models. *arXiv preprint arXiv:2210.08402*, 2022.
 - [30] Jiaming Song, Chenlin Meng, and Stefano Ermon. Denoising diffusion implicit models. *arXiv preprint arXiv:2010.02502*, 2020.
 - [31] Tengfei Wang, Ting Zhang, Bo Zhang, Hao Ouyang, Dong Chen, Qifeng Chen, and Fang Wen. Pretraining is all you need for image-to-image translation. *arXiv preprint arXiv:2205.12952*, 2022.
 - [32] Ting-Chun Wang, Ming-Yu Liu, Jun-Yan Zhu, Andrew Tao, Jan Kautz, and Bryan Catanzaro. High-resolution image synthesis and semantic manipulation with conditional gans. In *Proceedings of the IEEE conference on computer vision and pattern recognition*, pages 8798–8807, 2018.
 - [33] Chunyu Xie, Heng Cai, Jianfei Song, Jincheng Li, Fanjing Kong, Xiaoyu Wu, Henrique Morimitsu, Lin Yao, Dexin Wang, Xiangzheng Zhang, Dawei Leng, Xiangyang Ji, and Yafeng Deng. Zero and r2d2: A large-scale chinese cross-modal benchmark and a vision-language framework, 2022.
 - [34] Yangchen Xie, Xinyuan Chen, Li Sun, and Yue Lu. Dg-font: Deformable generative networks for unsupervised font generation. In *Proceedings of the IEEE/CVF conference on computer vision and pattern recognition*, pages 5130–5140, 2021.
 - [35] An Yang, Junshu Pan, Junyang Lin, Rui Men, Yichang Zhang, Jingren Zhou, and Chang Zhou. Chinese clip: Contrastive vision-language pretraining in chinese. *arXiv preprint arXiv:2211.01335*, 2022.
 - [36] Binxin Yang, Shuyang Gu, Bo Zhang, Ting Zhang, Xuejin Chen, Xiaoyan Sun, Dong Chen, and Fang Wen. Paint by example: Exemplar-based image editing with diffusion models. *arXiv preprint arXiv:2211.13227*, 2022.
 - [37] Jinshan Zeng, Qi Chen, Yunxin Liu, Mingwen Wang, and Yuan Yao. Strokegan: Reducing mode collapse in chinese font generation via stroke encoding. In *Proceedings of the AAAI Conference on Artificial Intelligence*, volume 35, pages 3270–3277, 2021.
 - [38] Lvmin Zhang and Maneesh Agrawala. Adding conditional control to text-to-image diffusion models. *arXiv preprint arXiv:2302.05543*, 2023.
 - [39] Pan Zhang, Bo Zhang, Dong Chen, Lu Yuan, and Fang Wen. Cross-domain correspondence learning for exemplar-based image translation. In *Proceedings of the IEEE/CVF Conference on Computer Vision and Pattern Recognition*, pages 5143–5153, 2020.
 - [40] Jun-Yan Zhu, Richard Zhang, Deepak Pathak, Trevor Darrell, Alexei A Efros, Oliver Wang, and Eli Shechtman. Toward multimodal image-to-image translation. *Advances in neural information processing systems*, 30, 2017.

Appendix

A Chinese stable diffusion training

We pretrain our Chinese stable diffusion model based on the Stable Diffusion v2-1-base model checkpoint [25] by only fine-tuning the text encoder. The training dataset is made up of the Chinese part of Laion-5B, the translated version of Laion-5B, Noah-Wukong, and some self-crawled image-text pairs. We create a Chinese 100M image-text dataset after strict filtering conditions, such as removing images and prompts with low quality or image resolution less than 512×512 . Finally, we train the text encoder with 160K steps and a batch size of 2000 on 80 A100 GPUs.

B Dataset preparation details

In order to prepare the training dataset, we have applied several procedures to ensure the scale and the quality of the collected dataset, including data collection, data filtering and caption generation.

B.1 Data collection.

To generate Chinese text in images, we need to collect a large number of images containing Chinese characters for the model learning. We collect our images from multiple data sources, including public datasets and web-crawled data.

For public datasets, we adopt large-scale multi-modality Chinese datasets Noah Wukong [10] and Zero23M [33] containing 100 million and 23 million samples respectively, as well as the Chinese part in LAION [29] which consists of 143 million samples. Apart from these samples, we also crawled 86 million images from the web using search engines to enrich the dataset.

B.2 Data filtering.

Following data collection, we implement a comprehensive data filtering procedure to extract high-quality images containing Chinese text. We utilize an OCR model [7] to detect and recognize text in the images and have designed a set of rules to filter out low-quality samples. These rules are outlined as follows:

Limitation on recognition confidence. To minimize the impact of OCR model misrecognition, we have established a threshold value of 0.8 on the confidence score of the OCR recognition results. Recognition results with lower confidence are more likely to be incorrect and are therefore discarded.

Constraints on text size and location. For ease of learning, we want the text to be a significant part of the images, that is said the text should not be too small or locate at an easily overlooked corner. Therefore, we set a limit on the size of each Chinese character in the text to be at least 0.7% of the image size, and the center location of the text to be away from the edges by at least 10% of the width/height of the image. We have also filtered out the images with multiple text, which could confuse the model learning on where to generate the text.

Falsely identified characters. Some Chinese characters have special spatial structures that often lead to false identification, for example, the character "田" is frequently misidentified in images containing windows or grids. To address this issue, we have compiled a list of easily misidentified characters and discard images that only contain characters from this list. The list is shown as: ["米", "口", "回", "人", "王", "川", "大", "美", "三", "丰", "区", "中", "十", "田", "山", "一", "下", "个", "门", "八", "小", "品", "具", "工"]

Advertisement filtering. We also found that many images with text are ads for items on sale, where the image quality is low and the text is artificially generated and poorly pasted on the image. To filter out these images, we made another keyword list with common e-commerce terms: ["厂价", "直销", "包邮", "包赔", "立减", "清仓", "买1", "买一", "已售", "客服", "拍下", "改价", "开票", "厂家", "质保", "超值", "礼包", "限时", "全赔", "系列", "新品"].



Figure 5: More examples generated using our proposed GlyphDraw.

B.3 Caption Generation

We regenerated the captions for derived images for two reasons. First, webcrawled images do not have captions. Second, the original captions in these datasets vary in quality and often do not match the image content. Therefore, we used the state-of-the-art image captioning model BLIP-2 [17] to generate new captions and translated them with a translation system.

C More visualization results

More GlyphDraw generated images are provided for demonstration purpose in Fig. 5.

D Test benchmark details

Here we detailedly list all the prompts used in our ChineseDrewText test benchmark proposed in Sec. 4.2 as follows.

D.1 Test prompts

- 1: 街边的路牌，内容显示“天道酬勤”(A street sign on the street reads "Heaven rewards those who work hard")
- 2: 海边有一个石碑，上面刻着“北戴河”(There is a stone tablet by the sea, engraved with "Beidaihe")
- 3: 一个粉红色的瓶子，上面写着“爱情”(A pink bottle that says "LOVE")
- 4: 桌子上有本书，标题是“花园里的女孩”(There is a book on the table with the title "Girl in the Garden")
- 5: 一张精致的浪漫名片，上面写着“我爱你”(A sophisticated romantic business card that says "I love you")
- 6: 一只猫在读一本书，书的标题是“捉鼠大法”(A cat is reading a book with the title "How to catch mice")
- 7: 小浣熊拿着杯子喝水，杯子上印着“浣熊”(Little raccoon drinks from a cup with the word "raccoon" on it)
- 8: 小浣熊举着牌子，上面显示“我要学习”(Little raccoon holding a sign that reads "I want to learn")
- 9: 小猫咪举着牌子，上面显示“我要吃鱼”(Kitten holding a sign that reads "I want fish")
- 10: 小熊猫举着牌子，上面写着“我要爬树”(Little panda holding a sign that says "I want to climb a tree")
- 11: 小青蛙举着牌子，上面写着“我要跳舞”(Little frog holding a sign that says "I want to dance")
- 12: 小海豚举着牌子，上面显示“我要游泳”(Baby dolphin holds a sign that reads "I want to swim")
- 13: 小松鼠举着牌子，上面显示“我要储存粮食”(Little squirrel holds a sign that reads "I want to store food")
- 14: 小乌龟举着牌子，上面显示“我要爬山”(Little turtle holding a sign that says "I want to climb a mountain")
- 15: 小蚂蚁举着牌子，上面写着“我要搬家”(Little ants holding a sign that says "I'm moving")
- 16: 小蜜蜂举着牌子，上面显示“我要采花”(Little bee holding a sign that says "I want to pick flowers")
- 17: 小蜗牛举着牌子，上面写着“我要爬行”(Small snail holding a sign that says "I want to crawl")
- 18: 小鹿举着牌子，上面显示“我要奔跑”(Little deer holding a sign that reads "I want to run")
- 19: 小猪举着牌子，上面写着“我要睡觉”(Piggy holding a sign that says "I'm going to sleep")
- 20: 一只机器人在讲台写着“机器学习”(A robot writes "Machine Learning" on a podium)

- 21: 在游戏大厅中, 游戏控制台显示“游戏结束”(In the game lobby, the game console displays "Game Over")
- 22: 在书店里, 一本书被标记为“纽约时报畅销书”(In a bookstore, a book is marked as a "New York Times Bestseller")
- 23: 小浣熊手里拿着一张写着“我爱阅读”的书签(Little raccoon holding a bookmark that says "I love to read")
- 24: 课堂上, 老师在黑板上写着“知识改变命运”这句话(In class, the teacher wrote the phrase "knowledge changes destiny" on the blackboard)
- 25: 在展览馆里, 一张写着“请勿触摸”的标牌(In the exhibition hall, a sign that reads "Do not touch")
- 26: 在医院里, 一张写着“请勿打扰”的牌子(In a hospital, a sign that says "Do Not Disturb")
- 27: 在公共场所, 一张写着“禁止吸烟”的标志(A sign that says "No Smoking" in a public place)
- 28: 在火车站, 一张写着“请排队购票”的牌子(At the train station, a sign that says "Please queue up for tickets")
- 29: 在游泳馆, 一张写着“请勿奔跑”的标志(At the swimming pool, a sign that says "Do not run")
- 30: 在工厂里, 一张写着“安全第一”的标语(In the factory, a sign that reads "Safety First")
- 31: 校园里, 一块写着“禁止乱扔垃圾”的标语(On the campus, a sign that reads "No littering")
- 32: 在景区里, 一张写着“请勿践踏草坪”的标识(In the scenic spot, a sign that reads "Do not trample on the lawn")
- 33: 在图书馆, 一张写着“请勿喧哗”的标牌(In the library, a sign that reads "Please do not make noise")
- 34: 在游泳馆, 一张写着“请勿携带食品”的标记(In the swimming pool, a sign that reads "Do not bring food")
- 35: 在博物馆里, 一块写着“禁止用闪光灯”的标牌(In a museum, a sign that reads "No Flash")
- 36: 在火车站, 一张写着“请勿逆行”的牌子(At the train station, a sign that says "Do not go in reverse")
- 37: 在超市里, 一张写着“请勿触摸”的标识(In a supermarket, a sign that says "Do not touch")
- 38: 在机场, 一张写着“禁止携带危险品”的标志(At the airport, a sign that says "Dangerous goods are not allowed")
- 39: 在停车场里, 一张写着“禁止停车”的牌子(In a parking lot, a sign that says "No Parking")
- 40: 一个小姑娘手捧着一本写着“童话”的书(A little girl is holding a book with the words "Fairy Tales" in her hands)
- 41: 一位摄影师穿着印有“镜头”字样的T恤(A photographer wears a t-shirt with the word "Lens" printed on it)
- 42: 一名艺术家手握画笔, 在画布上勾勒出一幅印有“自由”字样的画作(An artist holds a paintbrush and outlines a painting with the word "Freedom" on the canvas)
- 43: 印有“梦想”字样的T恤(T-shirt with the word "Dream" printed on it)
- 44: 印有“科学”字样的书(Books with the word "Science" printed on them)
- 45: 一名教练拿着印有“努力”字样的牌子(A trainer holds a sign that reads "Effort")
- 46: 佩戴着印有“自由行”字样的帽子(Wearing a hat with the words "Freedom to Travel" printed on it)
- 47: 一位志愿者背着印有“爱心”字样的背包(A volunteer is carrying a backpack with the words "Love" printed on it)
- 48: 一名科学家手持印有“探索”字样的实验器材(A scientist holds experimental equipment with the word "Explore" printed on it)

- 49: 这辆车上写着“速度”的标语(This car has a sign that reads "speed")
- 50: 这个盒子上写着“谨慎处理”的警告(The box has a "handle with caution" warning)
- 51: 这个手机壳上写着“爱护眼睛”的提示(This phone case has reminders to "care for your eyes")
- 52: 这个包装盒上写着“天然无添加”的字样(It says "Natural No Additives" on the box)
- 53: 这个旅行箱上写着“轻松出行”的字样(This suitcase says "travel with ease")
- 54: 这本书上写着“智慧启迪”的标语(The book bears the tagline "Inspired by Wisdom")
- 55: 这个水杯上写着“健康饮水”的标语(This drinking glass has the slogan "Drinking Water Healthy" written on it)
- 56: 这个化妆品瓶上写着“自然无害”的字样(This cosmetic bottle says 'Natural and Harmless')
- 57: 这个保温杯上写着“温暖陪伴”的标语(This thermos has the slogan "warm companionship" written on it)
- 58: 这个垃圾桶上写着“环境保护”的字样(The words "environmental protection" are written on this trash can)
- 59: 饭盒上写了“健康饮食”的字样(The words "healthy eating" were written on the lunch box)
- 60: 雨伞上写了“防风防雨”的标语(The slogan "Windproof and rainproof" is written on the umbrella)
- 61: 水龙头上写了“请勿浪费水资源”的提醒(The reminder of "Don't waste water resources" is written on the faucet)
- 62: 电池上写了“请勿随意丢弃”的提示("Do not throw away" is written on the battery)
- 63: 纸巾上写了“方便携带”的字样(The words "easy to carry" are written on the paper towel)
- 64: 红包上写了“新春快乐”的祝福(The red envelope has the blessing of "Happy Chinese New Year" written on it)
- 65: 书包上写了“努力学习”的标语(The slogan "study hard" is written on the schoolbag)
- 66: 墙壁上写了“严禁乱贴乱画”的规定(On the wall was written the rule of "Strictly No Pasting and Graffiti")
- 67: 门牌上写了“欢迎光临”的字样("Welcome" written on the door)
- 68: 这个凳子上写着“不要随地吐痰”的标语(This stool has the sign "Don't Spit" written on it)
- 69: 婴儿车上贴了“谨防遗失”的提示("Be careful not to lose" reminders posted on baby carriages)
- 70: 街道上立着“文明交通”的指示牌(There are signs of "civilized traffic" on the street)
- 71: 电影院门口挂着“禁止使用手机”的告示(A sign saying "No use of mobile phones" is hung at the entrance of the movie theater)
- 72: 矿泉水瓶上印了“请勿乱扔”的指示("Do not litter" instructions printed on mineral water bottles)
- 73: 商场里放着“请勿私自拆封”的提示牌(There is a sign saying "Do not unpack without permission" in the mall)
- 74: 公园里挂着“禁止野餐”的警示牌("No Picnics" signs hang in the park)
- 75: 餐厅里贴着“请勿随地吐逆”的提醒("Do not spit anywhere" reminder posted in the restaurant)
- 76: 超市里写着“请勿打开试吃”的提示(A notice saying "Do not open and try" in the supermarket)
- 77: 书店里贴了“请勿涂鸦”的告示("No graffiti" notice posted in the bookstore)
- 78: 公共汽车上贴了“让座”的提醒("Give up your seat" reminder posted on the bus)
- 79: 宾馆里放着“请勿吸烟”的标牌(A "No Smoking" sign is placed in the hotel)
- 80: 游泳池边挂着“请勿穿鞋入池”的指示(The sign "Do not wear shoes in the pool" hangs beside the swimming pool)

- 81: 火车站旁架着“乘车注意事项”的告示牌(There is a notice board next to the train station that reads "Travel Precautions")
- 82: 酒店里贴着“请勿打扰”的门牌(There is a "Do Not Disturb" sign in the hotel)
- 83: 草地上贴着“禁止踩踏”的标识("No trampling" signs posted on the grass)
- 84: 电梯里放着“请勿乱按楼层”的告示(There is a sign "Do not press the floor indiscriminately" in the elevator)
- 85: 家居装饰里挂着“保护环境”的标语("Save the environment" sign with home decor)
- 86: 超市里放着“八个包装不打折”的告示(There is a notice in the supermarket that says "No discount for eight packages")
- 87: 椅子上贴了“请勿留座”的提示("Do not reserve a seat" reminder posted on the chair)
- 88: 医院里挂着“文明就医”的标语(The slogan "Take care in a civilized manner" hangs in the hospital)
- 89: 饮料瓶上印了“请勿吸管”的提醒("No Straws" warning printed on beverage bottles)
- 90: 体育馆里放着“请勿在场馆内吸烟”的告示("No Smoking in the Stadium" sign in the gymnasium)
- 91: 校车上印了“安全第一”的标语("Safety First" slogan printed on school bus)
- 92: 公园里立着“宜静不宜吵”的标志(In the park, there is a sign "It is better to be quiet than to be noisy")
- 93: 水族馆里写着“请勿喂食”的提示(A sign saying "Do not feed" in the aquarium)
- 94: 餐厅里放着“如有不满请及时提出”的告示(There is a notice "If you have any dissatisfaction, please report it in time" in the restaurant)
- 95: 北极熊手中的牌子写着“请保护我”(A sign in a polar bear's hand reads "Please protect me")
- 96: 超市里放着“仅限当日购买”的促销海报("Only buy this day" promotional poster in a supermarket)
- 97: 图书馆里挂着“勿扰”的门牌(There is a "Do Not Disturb" sign in the library)
- 98: 学校里展示着“廉洁诚信”的口号(The slogan "Integrity and Honesty" is displayed in the school)
- 99: 公交车站上贴着“乘车文明出行”的标语(The slogan "Travel in a civilized way" is posted on the bus stop)
- 100: 高速公路上立着“远离疲劳”的提醒牌(Reminder signs of "stay away from fatigue" are erected on the expressway)
- 101: 电视机上贴了“享受健康生活”的告示("Enjoy a healthy life" notice posted on the TV)
- 102: 赌场门口挂着“拒绝赌博”的禁止牌(Prohibition sign "No Gambling" hung on the entrance of the casino)
- 103: 彩票站里写着“理性购彩”的标语(The slogan of "purchasing lottery rationally" is written in the lottery station)
- 104: 公安局门口印着“严惩不贷”的警示("Severe Punishment" warning printed on the entrance of the Public Security Bureau)
- 105: 电影院里放着“请勿大声喧哗”的提示("Don't make too much noise" signs in movie theaters)
- 106: 医院里写着“卫生是每个人的责任”口号(The slogan "Hygiene is Everyone's Responsibility" is written in the hospital)
- 107: 火车站上贴着“保持环境整洁”的告示牌("Keep your environment tidy" sign posted on the train station)
- 108: 放映厅里播放着“文明看电影”的宣传片(The promotional video of "Watching Movies in Civilization" is played in the screening hall)
- 109: 高尔夫球场上挂着“比赛公平竞技”的标语("Play Fair Play" sign on golf course)

- 110: 一位机器人讲师在黑板上用草书写下“表征学习”字样，并附上数学公式和图表的照片(A robotic lecturer writes the words "representational learning" in cursive on a blackboard, along with a photo of mathematical formulas and diagrams)
- 111: 一个写着“禁止狗”的标志，但上面有一只狗微笑着摇着尾巴(A sign that says "No Dogs" but with a dog smiling and wagging its tail)
- 112: 一个用粗体字母写着“行星地球”的地球仪，各大洲用鲜艳的颜色表示(A globe with the words "Planet Earth" written in bold letters, with continents in bright colors)
- 113: 一张四周都是玫瑰花的照片，远处有一个牌子，上面写着“危险雷区”(A photo of roses surrounded by a sign in the distance that reads "Danger Minefield")
- 114: 木制长颈鹿牙刷，彩虹色的“长颈鹿牙刷”字样(Wooden Giraffe Toothbrush with "Giraffe Toothbrush" lettering in rainbow colors)
- 115: 一架飞机在城市上空飞行，烟雾轨迹上写着“支持”(A plane flies over the city with the words "support" written in smoke trails)
- 116: 一张大熊猫在一个大会议室里做演讲的照片，上面写着梵高风格的“扩散模型”(A photograph of a giant panda giving a presentation in a large conference room with the words "Diffusion Model" in the style of Van Gogh)
- 117: 两只美洲驼在曼波舞，指着一块写着“曼波”的牌子(Two llamas doing a mambo dance and pointing at a sign that says "Mambo")
- 118: 一个手绘的菠萝形状的木制“菠萝俱乐部”标志，悬挂在酒吧外(A hand-painted wooden "Pineapple Club" sign in the shape of a pineapple hanging outside the bar)
- 119: “空灵媒体”公司的标志，其中字母看起来像一幅画("Ethereal Media"'s logo, where the letters look like a painting)
- 120: 《融化的雪人》乐队专辑“神秘的插曲”的封面(Cover of Melting Snowman's album "Mysterious Interlude")
- 121: 显示“优化模式”字样的拼字板(Scrabble board showing the words "optimized mode")
- 122: 美丽花园里的花朵，花朵写着“和平”(Flowers in a beautiful garden with the word "Peace" written)
- 123: 一张详细的图纸，文字为“复古刻字”，字母主义，粗规格花丝(A detailed drawing with the text "vintage lettering", alphabetism, thick gauge filigree)
- 124: 香蕉放在野餐桌上，形成“那是香蕉”(Bananas placed on a picnic table forming "That's a Banana")
- 125: 一个标有“能量补品”的古董瓶(An antique bottle labeled "Energy Tonic")
- 126: 一架直升机侧面写着“直升机之旅”的照片，降落在山谷中的直升机停机坪上，背景是河流、树木和山脉(Photo of a helicopter with "helicopter tour" written on the side, landing on a helipad in a valley with river, trees and mountains in the background)
- 127: 带有“单向”标志的照片(Photos with "One Way" sign)
- 128: 一个由金属丝和纸制成的大脑雕塑，在大脑材料中写着“深刻的思想”(A brain sculpture made of wire and paper with "deep thoughts" written in brain material)
- 129: 一家连锁杂货店的标志，名称为“杂货店”(Logo for a chain of grocery stores with the name "Grocery")
- 130: 由彩色细线制成的文字“解锁创造力”雕塑摄影棚(Text "Unlock Creativity" sculpture photo booth made of thin colored lines)
- 131: 工作室拍摄的一双由彩色电线制成的鞋子雕塑和文字“解锁创造力”(Studio shot of a pair of shoe sculptures made from colored wires and the text "Unlock Creativity")
- 132: 拉斯维加斯大道的一幅复古图片，用粗体印刷字体写着“拉斯维加斯”(A vintage image of the Las Vegas Strip with the words "Las Vegas" in bold print)
- 133: 一个机器人在黑板上用粉笔写下“道德”(A robot writes "morality" in chalk on a blackboard)

134: 彩虹色烟雾中的黄色萨克斯风，上面写着“时髦的烟雾”，看起来像音乐般的烟雾(A yellow saxophone in rainbow colored smoke with the words "Funky Smoke" looking like musical smoke)

135: 一本古书的摄影棚特写镜头，封面上用金色描画着“知识就是力量”，字体厚重流畅的毛笔字(Studio closeup shot of an ancient book with the words "Knowledge is power" written in gold on the cover in thick and smooth calligraphy)

136: 一只鹦鹉的肖像正举着一个牌子，上面写着“演示文稿时”(A portrait of a parrot is holding a sign that says "During presentations")

137: 一张蒲公英田的照片，上面写着“草坪修剪时，蒲公英是第一个离开的”(A photo of a dandelion field with the caption "When the lawn is mowed, the dandelions are the first to leave")

138: 金叶曼荼罗中心的泰姬陵，底部有“荣誉之地”字样(The Taj Mahal in the center of a gold leaf mandala with the words "Place of Honor" at the bottom)

139: 一张名为“北美鹌鹑”的海报，展示了不同种类的鹌鹑(A poster titled "North American Quail" showing different species of quail)

140: 一只猫的卡通画，上面有一个思想泡泡，说“这太奇怪了”(A cartoon of a cat with a thought bubble that says "this is weird")

141: 海盗船上的一只鹦鹉，一只鹦鹉戴着海盗帽，并配文“我现在是船长了”(A parrot on a pirate ship, a parrot wearing a pirate hat with the text "I'm the captain now")

142: “时间是暂时的一切都是暂时的”的生成艺术，由点、河流、图形设计和白色背景构成的粘稠烟雾("Time is temporary and everything is temporary" generative art, sticky smoke made of dots, rivers, graphic design and white background)

143: 用热狗、博物馆品质、相框照片和白色背景制作的“食物太糟糕了分量太小”字样的摄影棚(Studio shot of "Food Too bad the portions are too small" made of hot dogs, museum quality, framed photo and white background)

144: 一张看起来很强大的汽车图片，看起来像是为越野而设计的，文字上写着“我是卡车不是汽车”(An image of a powerful looking car that looks like it was built for off-roading with the text "I'm a truck not a car")

145: 一个森林的极简主义版本，前面有一个“帮助森林”的标志(A minimalist version of a forest with a "Help the Forest" sign on the front)

146: 一只戴着厨师帽的狗的漫画，带有一个思想泡泡，上面写着“我什么都记不起来了”(A cartoon of a dog wearing a chef's hat with a thought bubble that says "I can't remember anything")

147: 一个复古咖啡广告，上面写着“咖啡是我喜欢的”(A retro coffee ad that says "coffee is my thing")

148: 公园长椅一端的风景，望着天空，天空中写着“想象结果”(View from one end of a park bench, looking at the sky where "Imagine Result" is written)

149: 一只巨大的鞋子，上面写着“超酷鞋子”(A giant shoe that says "super cool shoes")

150: 一份报纸的标题是“本地猪吃奖品南瓜”，还有一张照片显示了吃了一半的南瓜(A newspaper headline read "Local pig eats prize pumpkin" and a photo showed a half-eaten pumpkin)

151: 一个写着“世界上最好的熟食店”的店面，居中(A storefront that says "World's Best Deli", centered)

152: 一个盘子，里面有一个牡蛎，牡蛎上有一把叉子和一把刀，上面写着“午餐牡蛎”(A plate with an oyster in it, a fork and a knife on the oyster and the words "LUNCH OYSTER")

153: 机器人正举着一个写着“我不是机器人”的牌子(A robot is holding a sign that says "I'm not a robot")

154: 摄影棚拍摄的文字“我喜欢咖啡因为它给我一种可能醒着的错觉”由咖啡液制成，博物馆品质，白色背景(Studio shot of text "I like coffee because it gives me the illusion that I might be awake" made of liquid coffee, museum quality, white background)

155: 一张匆忙手写的纸条，上面写着“我四点回来”，贴在冰箱上(A hastily handwritten note saying "I'll be back at four" posted on the fridge)

156: 一本名为“秘鲁食谱”的大型食谱书(A large recipe book called "The Peruvian Cookbook")

157: 带有“我对移动楼梯的恐惧正在升级”的广告牌(Billboard with "My fear of moving stairs is escalating")

158: 一块石头的影子，从一只蚂蚁的角度拍摄，标题是“看看那个影子”(The shadow of a rock, photographed from the perspective of an ant, captioned "Look at that shadow")

159: 一个南瓜，留着胡子，戴着单眼眼镜，头戴礼帽，在一个演讲泡泡里写着“你也能致富”(A pumpkin with a beard, a monocle and a top hat with the text "You Can Get Rich too" in a speech bubble)

160: 一幅漫画，描绘了一只狗拿着望远镜看着一颗带有讲话气泡的恒星，上面写着“我想知道那个星球上有没有狗”(A cartoon of a dog holding a telescope looking at a star with a speech bubble that says "I wonder if there are dogs on that planet")

161: 房子的蓝图，屋顶为三角形，墙壁为正方形，地板为矩形，并带有“这座房子是基于抽象原则建造的”的信息(Blueprint of a house with a triangular roof, square walls and rectangular floor with the message "This house is built on abstract principles")

162: 一块向日葵地，拖拉机即将碾过向日葵，标题是“向日葵过后，他们会来找你”(A field of sunflowers, a tractor is about to run over the sunflowers, with the caption "After the sunflowers pass, they will come to you")

163: 文字“气球正在飞行”，由彩虹气球制成，彩色背景(Text "Balloons are flying", made of rainbow balloons, colorful background)

164: 哈勃望远镜和银河系，文字为“宇宙是一个谜但我们在这里解决它”(Hubble and the Milky Way with the text "The universe is a mystery but we are here to solve it")

165: 一颗写着“我爱你”的心，用彩虹色写着(A heart with the words "I love you" written in rainbow colors)

166: 白色背景、标题为“如何成为管理者中的管理者”的美丽教科书的摄影棚照片(Studio shot of a beautiful textbook with the title "How to be a Manager of Managers" on a white background)

167: 一张装饰性贺卡，上面写着“恭喜你达到了艺术水平”(A decorative greeting card that reads "Congratulations on reaching the level of art")

168: 一个牌子上写着“请不要和黑猩猩争论”(A sign reads "Please don't argue with chimpanzees")

169: 一幅乌龟头上有一个思想泡泡的漫画，上面写着“如果没有思想泡泡怎么办”(A cartoon of a turtle with a thought bubble on its head and the words "what if there is no thought bubble")

170: “秋天来了”写在漂浮在湖面上的秋叶上("Autumn is coming" written on autumn leaves floating on the lake)

171: 一只螃蟹坐在沙滩上，拿着冲浪板，太阳是一个巨大的橙色，天空是一道彩虹，螃蟹在想“你才是最重要的”(A crab is sitting on the beach with a surfboard, the sun is a huge orange and the sky is a rainbow, and the crab is thinking "you are the most important thing")

172: 从飞机上看到的多伦多市，画面中央有一座巨大的塔，漫画中有文字“巨塔”(The city of Toronto seen from the plane, with a huge tower in the center of the frame, with the text "Giant Tower" in the cartoon)

173: 一幅河马的漫画，上面有一个演讲泡泡，说“我是河马你想要什么”(A cartoon of a hippopotamus with a speech bubble saying "I am a hippopotamus what do you want")

174: 一只穿着西装打着领带的龙虾，拿着麦克风，上面写着“龙虾说什么”(A lobster in a suit and tie holding a microphone with the words "What does the lobster say")

175: 一本以“手术变得容易”为标题的书(A book titled "Surgery Made Easy")

176: 椅子的艺术装置，靠背上刻着“我一无所获”(An art installation of a chair with "I got nothing" engraved on the back)

177: 一幅风景画，上面写着“这幅画不是我画的”(A landscape painting with the words "I didn't paint this picture")

178: 一张苹果擦伤的照片，用花哨的字体写着“苹果对你有益”(A photo of a bruised apple with the words "apples are good for you" written in fancy lettering)

179: 一张柯基犬的照片，上面写着“我不是真正的柯基犬”(A picture of a corgi that says "I'm not a real corgi")

180: 单词“需要人工智能和雨水才能形成彩虹”黑色背景，全息照相，霓虹色(Words "It takes artificial intelligence and rain to make a rainbow" on black background, holographic, neon colors)

181: “每个艺术家最初都是业余爱好者”字样上的黑白标志白色背景、线框图、生成艺术(Black and white sign with the words "Every artist is first an amateur" on a white background, wireframe, generative art)

182: 两只手的照片，一只手抱着一颗心，另一只手拿着一个闪电，上面写着“爱就是力量”(Photo of two hands holding a heart in one and a lightning bolt with the words "Love is power")

183: 阿尔卑斯山的美丽照片，标题为“最美山脉”(Beautiful photo of the Alps with the caption "Most beautiful mountains")

184: 一棵树的铅笔素描，标题是“这里没有树”(A pencil drawing of a tree with the caption "There are no trees here")

185: 一片黑暗的森林，远处只有一盏灯，文字“我又来和你说话了”(A dark forest with only one light in the distance and the text "I've come to talk to you again")

186: 一个圆圈，上面写着“无限让我快乐”，字体看起来像是手写的(A circle with the words "Infinity makes me happy" written in lettering that looks like it was handwritten)

187: 以文本“知识就是力量”萌芽、居中的形式拍摄藤蔓(A shot of a vine with the text "Knowledge is power" sprouting, centered)

188: 一张美丽罂粟田的照片，上面写着“请勿拍照”(A photo of a beautiful poppy field with the words "Do not take pictures")

189: 一株带有“无太阳能电池板”标志的暴躁向日葵(A cranky sunflower with a "No Solar Panels" sign)

190: 一个试管，里面有一滴液体，上面写着“我们在火星上发现了水”(A test tube with a drop of liquid inside and the words "We found water on Mars")

191: 背景是一座城市，前景是一片云彩，用圆形草书写着“沉思云彩”(With a city in the background and a cloud in the foreground, the word "Contemplative Cloud" written in round cursive)

192: 一只狗和一只猫的照片，它们的头从笼子里伸出来，上面写着“禁止养宠物”(Photo of a dog and a cat with their heads sticking out of a cage with the words "No pets allowed")

193: 一台80年代风格的电脑的3d模型，屏幕上显示着“我的旧习惯”(3d model of an 80s style computer with the message "My Old Habits" on the screen)

194: 一只拿着手电筒的老鼠说“我害怕黑暗”(A mouse with a flashlight says "I'm afraid of the dark")

195: 一张兔子喝咖啡看书的照片书名“彼得兔历险记”可见(A photo of a rabbit drinking coffee and reading a book titled "The Adventures of Peter Rabbit" is visible)

196: 小丑拿着一张纸牌，上面写着“即使在艰难时期也有可能玩得开心”(The clown holds a card that says "It's possible to have fun even when times are tough")

197: 报纸，标题为“在太空中发现的外星人”(Newspaper with the headline "Aliens Found in Space")

198: 一只狗有一个带着“汪汪其他狗会烦我们”字样的翻译演讲气泡(A dog has a translated speech bubble with the words "woof woof other dogs annoy us")

199: 黄油食品加工线上的机器人，机器人神情沮丧，头顶上的红灯指示错误，机器人说“我不敢相信这不是黄油”(Robot on butter food processing line, robot looking frustrated, red light above head indicates wrong, robot says "I can't believe it's not butter")

- 200: 墙上“释放粉色”的涂鸦艺术("Release the Pink" graffiti art on the wall)
- 201: 一只蜥蜴坐在棒球场的本垒板上，在一个演讲气泡中写着“使其安全”(A lizard sitting on home plate at a baseball field with the words "Make it safe" in a speech bubble)
- 202: 一张处于不同发展阶段的多棵树的照片，并配文“生长是一个持续的过程”(A photograph of multiple trees in various stages of development with the caption "Growing is an ongoing process")
- 203: 一朵紫色的花，头上戴着皇冠，还有一个演讲泡泡，上面写着“我是紫色的花”(A purple flower with a crown on her head and a speech bubble that says "I am a purple flower")
- 204: 一个50年代风格的机器人，头部巨大，身体形状像火箭，并配文“一个真正的太空人”(A 50s-style robot with a huge head and a body shaped like a rocket, with the caption "A real spaceman")
- 205: 一家名为“为你所需”的面包店的专业设计标志(Professionally designed logo for a bakery called "All You Need")
- 206: “这是未来”一词的最小雕塑，由浅金属彩虹色铬细线制成，3D渲染，等距透视，超详细，深色背景(Minimal sculpture of the word "This is the future", made of light metallic iridescent chrome thin lines, 3D rendering, isometric perspective, super detailed, dark background)
- 207: 枕头形状为“周末准备好了”，字母主义，有趣的杂乱字母，[特写]面包，作者不详，平面艺术(Pillow in the shape of "Weekend Ready", Alphabetism, fun jumbled letters, [close-up] bread, author unknown, graphic art)
- 208: 在一个有“请勿触摸”标志的漂亮花盆中种植(Grow in a pretty pot with a "DO NOT TOUCH" sign)
- 209: 一张画着“拯救地球”的地球图片(A picture of the Earth with the words "Save the Planet")
- 210: 学者大象阅读一份标题为“大象统治世界”的报纸(Scholar Elephant reads a newspaper headlined "Elephants Rule the World")
- 211: 一张写着“在海滩上养一只名叫鲨鱼的狗是个错误”的标牌照片(A photo of a sign that reads "Having a dog named Shark on the beach was a mistake")
- 212: 地球被合并的多个闪电击中的照片插图，标题为“对光速的惊讶”(Photo illustration of Earth being struck by multiple lightning bolts merging, titled "Amazing at the Speed of Light")
- 213: 一张里面有鱼的鱼缸照片，上面写着“鱼缸你来参观”(A photo of an aquarium with fish in it, with the words "Fishbowl you visit")
- 214: 白色背景上的颜料飞溅中的“艺术永远不会结束只有继续”，涂鸦艺术，虚无的边缘，爱，泥泞的颜色，彩色木刻，美丽，光谱色("Art never ends only goes on" in paint splatter on white background, graffiti art, edge of nothingness, love, muddy colors, colorful woodcut, beautiful, spectral colors)
- 215: 餐馆“加油站”的照片(Photo of the restaurant "Gas Station")
- 216: 一件t恤，上面写着“没有行星”(A t-shirt that says "No Planets")
- 217: 一个牙膏管小雕像的特写，3D渲染，糖果粉彩，管上有“刷牙”的文字(Close up of a toothpaste tube figurine, 3D rendering, candy pastels, with the text "Brush your teeth" on the tube)
- 218: 一张手工绘制的时光机蓝图，标题为“时光旅行设备”(A hand-drawn blueprint of a time machine titled "A Time Travel Device")