

A Benchmark Generative Probabilistic Model for Weak Supervised Learning

Georgios Papadopoulos Fran Silavong Sean Moran
CTO, JP Morgan Chase

Abstract

Finding relevant and high-quality datasets to train machine learning models is a major bottleneck for practitioners. Furthermore, to address ambitious real-world use-cases there is usually the requirement that the data come labelled with high-quality annotations that can facilitate the training of a supervised model. Manually labelling data with high-quality labels is generally a time-consuming and challenging task and often this turns out to be the bottleneck in a machine learning project. Weak Supervised Learning (WSL) approaches have been developed to alleviate the annotation burden by offering an automatic way of assigning approximate labels (pseudo-labels) to unlabelled data based on heuristics, distant supervision and knowledge bases. We apply probabilistic generative latent variable models (PLVMs), trained on heuristic labelling representations of the original dataset, as an accurate, fast and cost-effective way to generate pseudo-labels. We show that the PLVMs achieve state-of-the-art performance across four datasets. For example, they achieve 22% points higher F1 score than Snorkel in the *class-imbalanced* Spouse dataset. PLVMs are plug-and-playable and are a drop-in replacement to existing WSL frameworks (e.g. Snorkel) or they can be used as benchmark models for more complicated algorithms, giving practitioners a compelling accuracy boost¹.

1. Introduction

In recent years, weak supervised learning (WSL) has emerged as an area of increasing interest among machine learning practitioners and researchers. This interest has been driven by the need to automate the process of applying deep learning models to unlabelled real-world data, thus making manual annotations unnecessary and expensive. For example, medical doctors may wish to use machine learning

models to improve the detection of intracranial hemorrhage (ICH) on head computed tomography (CT) scans (Saab et al., 2019), but current datasets are often large and unlabelled, making the application of ML models difficult.

Various research teams, including Snorkel and Flying Squid (Ratner et al., 2019a; 2018; 2019b; Zhang et al., 2021), have developed methods to address this labelling problem, with the overarching goal of reducing the cost of labelling large datasets by hand. These WSL methods automate the otherwise tedious and costly manual labelling process by sourcing prior information from Subject Matter Experts (SMEs), which is used to create labelling functions λ that are applied to the data. The output of this approach is typically a binary sparse matrix (labelling matrix) Λ .

Overall, the increasing interest in WSL reflects the potential of this approach to enable the more efficient and effective use of machine learning models on real-world data, even when labelled data is scarce or expensive to obtain. By leveraging SME guidance and prior knowledge, WSL methods offer a promising avenue for automating the labelling process, reducing costs, and enabling more widespread adoption of ML models in a range of applications.

We present a straightforward algorithm to create dichotomous classes on unlabelled datasets. Like (Ratner et al., 2019a), our method utilizes labelling functions λ derived from Subject Matter Expert (SME) domain knowledge to programmatically annotate previously unlabelled data. The resulting annotations are represented as a labelling matrix Λ . Our approach relies on the assumption that the sparse input matrix Λ contains sufficient information for robust model creation. Specifically, we propose to use a probabilistic generative latent variable model, Factor Analysis (FA), to map dependencies among the elements of the labelling matrix and generate a 1-dimensional latent factor z . We dichotomize the latent variable z using the median and assign each group of observations to a binary class.

Our approach addresses the negative impact of class imbalance and label abstentions on existing WSL methods. We provide empirical evidence for the superior performance of the FA model compared to the state-of-the-art model,

¹Our code will be released upon acceptance of the paper.

Snorkel, across three publicly available datasets and one internal curated dataset. We also compare the performance of FA with two more complex generative probabilistic latent variable models: Gaussian process latent variable models (GPLVM) with Sparse Variational Gaussian Processes (SVGP) and Variational Inference - Factor Analysis (VI-FA).

Overall, our proposed algorithm offers a simple and effective way to create dichotomous classes on unlabelled datasets. By leveraging SME domain knowledge and employing a probabilistic generative latent variable model, we can effectively address the challenges posed by class imbalance and label abstentions. Our experimental results demonstrate the efficacy of our approach and its potential to improve the performance of WSL methods in a range of applications.

We show that FA as a WSL model outperforms other methods in Table 3, where it achieved accuracy of 95% for the source code classification task, 86% in the YouTube Spam dataset, 86% in the Spouse dataset, and 65% in Goodreads dataset.

To summarise, our contribution is three-fold:

- **Impact of class imbalance:** We study the impact of class imbalance and label abstentions on existing weakly supervised models (Ratner et al., 2019b) and empirically illustrate the negative impact on three publicly available datasets, YouTube Spam dataset (Alberto et al., 2015), Spouse dataset (Ratner et al., 2019b), and Goodreads dataset (Wan & McAuley, 2018; Wan et al., 2019).
- **Stronger performance:** We propose to leverage FA for a new WSL method that outperforms current state-of-the-art models, including Snorkel (Ratner et al., 2019b), as well as the benchmark probabilistic algorithms GPLVM-SVGP and VI-FA in terms of *both* performance and resilience to class imbalance.
- **Robustness:** We demonstrate the robustness of the proposed model under small datasets, class-imbalance and label abstentions.

2. Related Work

WSL, as a research area, has become widely popular and has experienced a wealth of publications; with many culminating to end-to-end production systems (Ratner et al., 2018; 2019b). Some real-world examples, from a diversified domain, which WSL methods have been applied, include healthcare (Saab et al., 2019; Dunnmon et al., 2020; Saab et al., 2020; Fries et al., 2021; Goswami et al., 2022), human posturing and ergonomic studies (Liu et al., 2021; Zheng

et al., 2021; Bazavan et al., 2022), multimedia and sound (Rao et al., 2021; Manco et al., 2021; Reddy et al., 2021), dataset querying (Wolfson et al., 2021), in business studies and behavioural analysis (Mathew et al., 2021; Jain, 2021; Tseng et al., 2021), and autonomous driving (Weng et al., 2019).

In our paper, we draw motivation from recent research on data programming and matrix completion methods for WSL. Specifically, in (Ratner et al., 2016) the authors use conditionally independent and user defined labelling functions with a probabilistic model optimised using the log-maximum likelihood and gradient descent methods. The true class label for a data point is modeled as a latent variable that generates the observed, noisy labels. After fitting the parameters of this generative model on unlabeled data, a distribution over the latent, true labels can then be inferred. Bach et al. (2017) expand the previous research by adding an **L1** regulariser to the Ratner et al. (2016)’s formula. The team created a first end-to-end programmatic pipeline by incorporating findings from the two previous papers, named Snorkel (Ratner et al., 2019a; 2018; Zhang et al., 2021). They also replaced the sampling of the posterior from a graphical model with a matrix completion approach (Ratner et al., 2018).

Varma et al. (2019) present a structure learning method that relies on robust Principal Component Analysis (PCA) to estimate the dependencies among the different weak supervision sources. They show that the dependency structure of generative models significantly affects the quality of the generated labels. This, thematically, is quite similar to our work. The main differentiating factor is that in Varma et al. (2019) they use PCA as a method to replace the lower rank and the sparse matrix from their previous work (Ratner et al., 2019a); whereas, we propose to use FA as the *entire* WSL model.

3. Model Formulation

In this paper we use a two-step approach. Initially, we utilise heuristic labelling function techniques based on Ratner et al. (2018) to create a sparse labelling matrix Λ . In the second step, we map the relationships among the labelling functions using FA. Our approach has the benefit that can be expanded using any probabilistic generative latent variable model such as Gaussian process latent variable models.

3.1. Labelling Functions

Labelling functions λ , as described in Ratner et al. (2016), are user-defined programmatic items that each incorporate the SME’s knowledge in a binary form $\lambda \in \{0, 1\}$ or $\{-1\}$ if the function λ is considered as abstain; where no relevant information is present. The goal of this process is to build

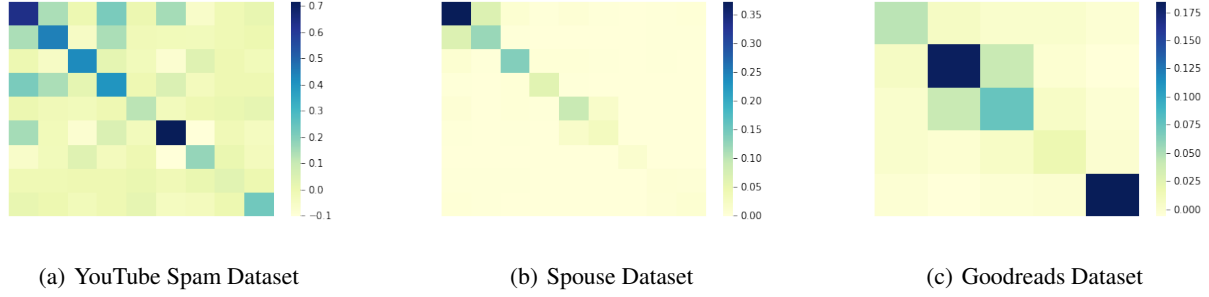


Figure 1. The covariance heatmaps of the three labelling matrices (Λ). We observe that the labelling functions λ are independent. There is no strong relationship amongst them. This follows from what we described in *Axiom 1 - Local independence*. FA (and PLVM in general) are able to approximate a true latent factor that drives the behaviour of the labelling functions. The figure shows the training datasets.

a large set of approximate labels (Bach et al., 2017). Effectively, rather than hand-labelling training data, SMEs can write labelling functions instead. To this end, as a data programming approach, labelling functions offer model flexibility by programmatically expressing various weak supervision sources, including patterns, heuristics, external knowledge bases, and more.

3.2. Factor Analysis

Our objective is to enhance the generative methodology underlying Snorkel (Ratner et al., 2019b) with a more straightforward approach. In a related work, Varma et al. (2019) applied a robust PCA to improve Snorkel results. However, our method differs from theirs in that they used PCA to initialize parameters for their probabilistic model, whereas we replace the scalable matrix completion algorithm with a probabilistic generative latent variable model (PLVM).

The use of generative latent models to extract underlying components from data has been extensively researched and documented (Bartholomew, 1984; Bishop, 2006; Barber, 2012; Murphy, 2012). A standard generative latent model is Factor Analysis (FA), which is closely related to Probabilistic PCA (Tipping & Bishop, 1999). By leveraging the FA model, we aim to simplify the underlying probabilistic complexity of Snorkel and improve its performance on unlabelled datasets.

3.3. Weak Supervision with Factor Analysis

Given an observed dataset $X \in \mathbb{R}^{n \times d}$, we utilise the labelling function λ capabilities from Snorkel (Ratner et al., 2019b) to create a binary labelling matrix Λ . Labelling functions are user-defined programmatic items that scan the underlying data X and result in the labelling matrix $\Lambda(X)$. The labelling matrix is a $n \times m$ sparse matrix with m the number of labelling functions λ , n the number of data-points in the data X and values $\Lambda \in \{0, 1, -1\}$. The

Factor Analysis (FA) model captures the dominant dependencies amongst the data and subsequently finds a lower dimensional probabilistic description. FA can also be used for classification as they can model class conditional densities (Bishop, 2006). In brief, the idea behind FA is that we have an observed dataset Λ that is a linear representation of a latent factor z

$$\Lambda = Wz + c + \epsilon \quad (1)$$

W is the loading matrix with dimensions $m \times k$ with k the dimensions of the latent factor z with $k \ll d$, c is a centred constant bias term and $\epsilon = \mathcal{N}(\epsilon|0, \Psi)$ is the Gaussian distributed noise of the model with Ψ the $m \times m$ diagonal matrix. As a reminder m is the number of columns/labelling functions in our observed data Λ and n the number of observed data-points. Probabilistically, this formula takes the form of the likelihood $p(\Lambda|z)$:

$$\begin{aligned} p(\Lambda|z) &= \mathcal{N}(\Lambda|Wz + c, \Psi) \\ &\propto \exp\left(-\frac{1}{2}(\Lambda - Wz - c)^T \Psi^{-1}(\Lambda - Wz - c)\right) \end{aligned} \quad (2)$$

the prior $p(z)$ of the Bayesian model is:

$$p(z) = \mathcal{N}(z|0, I) \propto \exp\left(-\frac{1}{2}z^T z\right) \quad (3)$$

This means that the centre of the factor z , due to its prior, will be constraint around 0.

The next step to construct a full Bayesian model is to add the marginal $p(\Lambda)$:

$$p(\Lambda) = \int p(\Lambda|z)p(z)dz = \int \mathcal{N}(\Lambda|c, WW^T + \Psi) \quad (4)$$

The posterior $p(z|\Lambda)$:

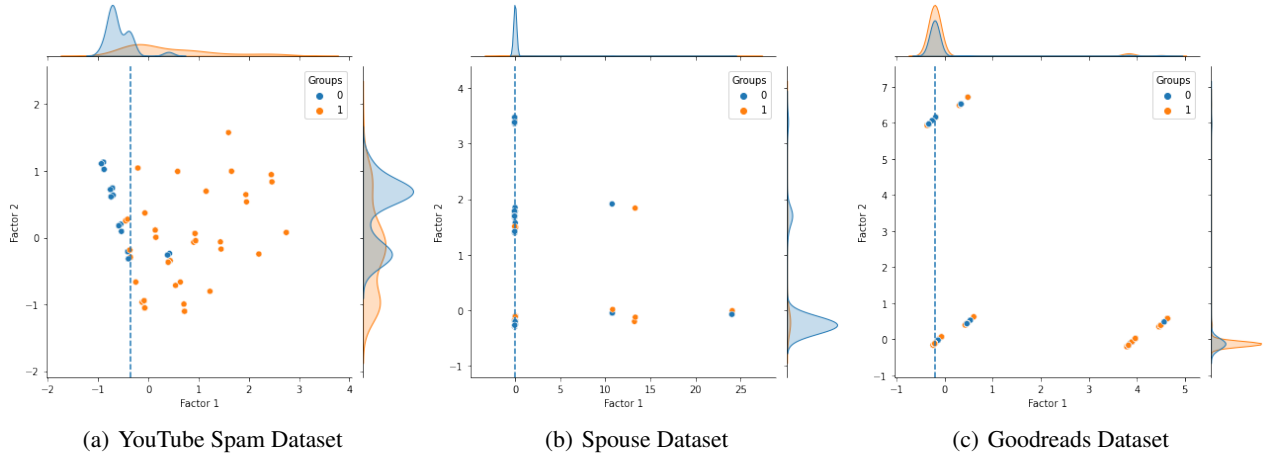


Figure 2. Jointplots between the two factors from the FA model. The top and right sides of the plots illustrate the distribution of each factor for the respective test set. The dotted line shows the median of the first factor, which is the one we used to dichotomise it and infer the classes during inference. The median is calculated on the training data factor. We observe that utilizing the first factor is sufficient to separate the two labels (blue and orange).

$$\begin{aligned} p(z|\Lambda) &= \frac{p(\Lambda|z)p(z)}{p(\Lambda)} = \mathcal{N}(z|m, V) \\ m &= GW^T\Psi^{-1}(\Lambda - c) \\ V &= G + \mathbb{E}[z]\mathbb{E}[z]^T \end{aligned} \quad (5)$$

with $G = (I + W^T\Psi^{-1}W)^{-1}$.

The log-likelihood of this model is:

$$\begin{aligned} \mathcal{L}(\Lambda|W, z, \Psi) &= -\frac{1}{2}\text{trace}((\Lambda - c)^T\Sigma^{-1}(\Lambda - c)) \\ &\quad - \frac{N}{2}\log(2\pi) - \frac{1}{2}\log|\Sigma| \end{aligned} \quad (6)$$

with $\Sigma = WW^T + \Psi$; where Ψ the $m \times m$ noise diagonal matrix, WW^T the $m \times m$ weights (loadings) matrix, and Σ the $m \times m$ covariance matrix of the labelling data Λ .

Thus, the variance of the observed data (Λ) consists of a rank one component WW^T originating from the joint dependence of the indicators on the latent factor z . Together with a full rank diagonal matrix Ψ , arising from the presence of noise, as it is an approximation of the latent variable.

3.4. Other Probabilistic Generative Latent Variable Models

In addition to Factor Analysis, we have also explored two alternative models in the family of PLVM. Specifically, we built a variational inference version of the Factor Analysis (VI-FA) using Tensorflow and the Adam optimiser, and we also put together a version of the GPLVM and SVGP models from GPflow.

VI-FA model: For this model, we followed a similar process as for the probabilistic PCA (Bishop, 2006) but using an independent variance for each data dimension m (see Eq. 2). To infer the posterior distribution of the latent variable model we utilise variational inference. We approximate the posterior $p(W, z, \Psi|\Lambda)$ (see Eq. 5) using a variational distribution $q(W, z, \Psi)$ with parameters θ . To find θ we minimise the KL divergence between the approximate distribution q and the posterior, $KL(q(W, z, \Psi)|p(W, z, \Psi|\Lambda))$, which is to maximise the ELBO.

GPLVM model: For the latter method, we trained a GPLVM model on the labelling matrix (Λ). By its nature, a GPLVM model can be interpreted as a generalisation of probabilistic PCA (Bishop, 2006), where instead of optimising the linear mappings (W in Eq. 1) we optimise the latent variable z . In other words, it maps the connection between latent data z and observable data Λ using Gaussian-process priors. Overall, the log-likelihood from Eq. 6 becomes

$$\begin{aligned} \mathcal{L}(\Lambda|W, z, K) &= -\frac{1}{2}\text{tr}((\Lambda - c)K^{-1}(\Lambda^T - c)) \\ &\quad - \frac{N}{2}\log(2\pi) - \frac{1}{2}\log|K| \end{aligned} \quad (7)$$

with K as the Gaussian process kernel.

During inference, the model accepts new (test) latent z^* -data and predicts the observable data Λ^* by computing the two moments, mean and standard deviation. But, for our approach we need to be able to accept new observable data Λ^* and predict the latent z^* -data. Similar to any other non-linear kernel-based model it is difficult for the GPLVM to be used as a dimensionality reduction tool that accepts test

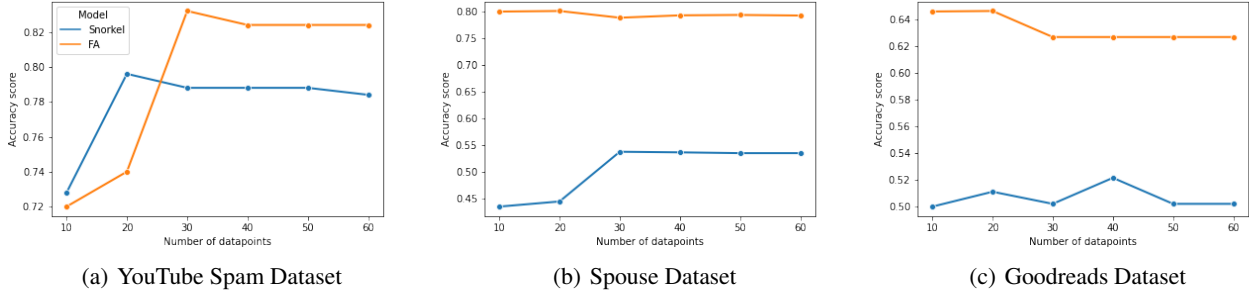


Figure 3. Comparison of classification performance of Snorkel and Factor Analysis (our proposed approach) in terms of accuracy. We randomly selected n sample as the training set forming the labelling matrix Λ , where $n \in \{10, 20, 30, 40, 50, 60\}$ and evaluated against their respective test set. Factor Analysis achieves significant higher accuracy than Snorkel with merely 10 training samples in the Spouse and Goodreads datasets, and 30 training samples for the YouTube Spam dataset illustrating the robustness of our approach.

data. This is because it is challenging to invert the mapping between z and observable X (or Λ in our case). Various approaches have been proposed that involve learned pre-images and auxiliary models (Weston et al., 2004; Lawrence & Quiñero-Candela, 2006; Dai et al., 2016).

After training the GPLVM (Radial Basis Function kernel), we use an auxiliary Bernoulli regression model (SVGP) with Matern52 kernel to create the mapping between the latent target variable z and the covariates of the regression model Λ . Then, for new data Λ^* we use the SVGP model for predicting z^* .

4. Datasets

In this section, we describe the *four* datasets used to evaluate the model performance between Snorkel and PLVMs. Three of them are publicly available and commonly used in the field of weakly supervised learning, and one is internally sourced. Table 1 provides the summary statistics.

Table 1. Dataset Statistics. λ is the labelling function. Absent, shows the number of rows n in the labelling matrix Λ that have all the columns m assigned as absent $\{-1\}$. *For the Spouse dataset we do not have the target values for the training data, only for the test sub-set. In the table we use the test data information. For the training data ($n = 22, 254$) the number of absent rows is $n = 16, 520$ or 74%.

		Number of			λ
		Positive	Negative	Absent	
Source Code	Balanced	127	123	0	3
Spam	Balanced	831	755	230	9
Spouse	Unbalanced*	218	2,483	1,951	9
Goodreads	Unbalanced	514,778	281,293	691,795	5

YouTube Spam Comments: We use YouTube comments

dataset, originally introduced in Alberto et al. (2015). The comments were collected via the YouTube API from five of the ten most viewed videos on YouTube in the first half of 2015. The training data have $n = 1, 586$ YouTube video messages and the test data size is $n = 250$. Ratner et al. (2019b) created the labelling functions that include 5 keyword-based, 1 regular expression-based, 1 heuristic, 1 complex preprocessors, and 2 third-party model rules.

Spouse Dataset: This dataset is constructed by Ratner et al. (2019b) to identify mentions of spouse relationships in a set of news articles from the Signal Media. The data is split between $n = 22, 254$ training samples and $n = 2, 701$ testing samples. There are 9 heuristic and NLP related labelling functions². The ground truth labels for the training set are not available. Therefore, we are unable to check for class imbalance or the accuracy of the model on the training set.

Goodreads Dataset: We use the Goodreads dataset, from Wan & McAuley (2018) and Wan et al. (2019). This data is a smaller sample from the original dataset and contains $n = 794, 294$ training records and $n = 44, 336$ test records, collected from 876, 145 Goodreads’ users (with detailed meta-data). We followed the same experiment settings³ defined by Snorkel, where the task is to predict whether a user favours the book or not given the interaction and metadata as context.

Source Code Dataset: In addition to the natural language based tasks, we have also evaluated our proposed method on a binary classification task in the field of Machine Learning

²https://github.com/snorkel-team/snorkel-tutorials/blob/master/spouse/spouse_demo.ipynb

³https://github.com/snorkel-team/snorkel-tutorials/blob/master/recsys/recsys_tutorial.ipynb

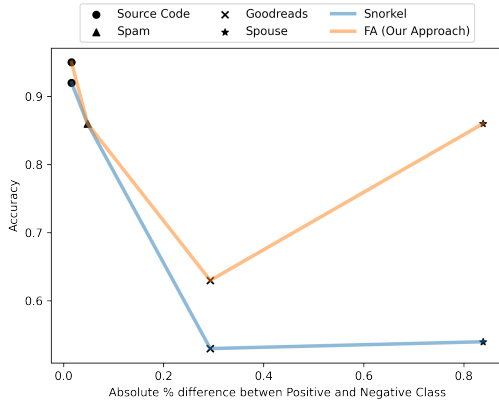


Figure 4. Relation between the accuracy and absolute percentage difference of positive and negative classes representing the extent of class imbalance. We see evidence that the accuracy of Snorkel decreases with the extent of class imbalance, whereas Factor Analysis does not. FA also consistently outperforms Snorkel, when we compare the model accuracy for binary classification tasks on the four datasets: Youtube Spam (triangle), Spouse (star), Goodreads (cross), Internal Source Code(circle) and the extent of class imbalance.

on Source Code (MLonCode), where the objective is to predict the label of each function/method within a set of source code repositories. To the best of our knowledge, this is the first attempt of applying weak supervised learning on source code. We internally curated $n = 250$ functions and asked experienced senior software engineers to construct three labelling functions. This results in a class balanced source code dataset as indicated in Table 1.

5. Experiments

Our aim is to validate the three main hypothesis of the paper: 1) the factor analysis model can be used for binary classification tasks; 2) the labelling matrix that contains the observable variables (Λ) of the model is the sufficient statistics of the model; 3) using PLVMs we achieve better results compared to existing methodologies. We ran our experiments using the following configurations: MacBook Pro 2019, Python 3.7.10, Snorkel 0.9.7, Sklearn 1.7.0, Tensorflow 2.6.0, Tensorflow-probability 0.13.0. The FA method that is used in Sklearn follows the SVD approach from Barber (2012, p. 448). For the alternative models that we used, Variational Inference Factor Analysis (VI-FA) and Gaussian process latent variable models - Sparse Variational Gaussian process (GPLVM-SVGP), we relied on Tensorflow and GFlow 2.2.1. All our models and data shuffling were set with random key {123}.

Selection of classification threshold: To create binary values from the latent factor z we tested a series of thresholding

methods. The best approach was to dichotomise the normally distributed test factor z^* with a median computed from the training factor z . Figure 2 shows that the first factor’s median (dotted line) of the YouTube Spam data divides the two separate groups accurately. For the Spouse and the Goodreads datasets, the median threshold again separates the two groups but not as effectively as in the previous case. Table 2 shows the performance of using median, mean and Youden’s J statistics as the threshold, where median achieves the best results. Thus, we propose to use median as the thresholding method.

Table 2. Threshold selection. The table shows the accuracy scores for each threshold choice. The CDF threshold was calculated using the Youden’s J statistic after we transformed the test z^* with the normal CDF.

	Median	Mean	CDF
Source Code	0.95	0.92	0.95
Spam	0.86	0.74	0.85
Spouse	0.86	0.92	0.90
Goodreads	0.63	0.39	0.62

YouTube Spam comments: The YouTube Spam data (Alberto et al., 2015) is a balanced dataset, with positive class numbers (1) $n = 831$ and negative class numbers (0) $n = 755$ (Table 1). The Snorkel and FA models achieve close results, with accuracy 86% for both methods, precision 83% for Snorkel and 85% for FA, recall 88% and 84%, and F1 score 86% and 85%.

Spouse Dataset: In the Spouse dataset (Ratner et al., 2019b), the FA achieves much higher performance compared to the Snorkel model. The dataset suffers from severe class-imbalance and a large number of absent labelled classes, as shown in Table 1. Specifically, from the $n = 22,254$ training data, 74% or $n = 16,520$ observations have absent values ($\lambda = -1$) in all $m = 9$ labelling functions.

The FA model shows its strength on this type of dataset that have high number of absent items and experience class-imbalance. In terms of accuracy, Snorkel scores 54%, whereas our model attains an impressive 86%. On the other hand, in recall, Snorkel shows a score of 72% and our model 64% (Table 3).

Goodreads Dataset: This is the largest dataset we used for model training and predictions (Wan & McAuley, 2018; Wan et al., 2019). Similarly to Spouse data, Goodreads is a class-imbalanced dataset and it exhibits a considerable amount (87% of the observations) of absent labelled items (Table 1). In Table 3, FA beats Snorkel predictions on almost every classification metric, namely 10%+ accuracy, 1.69x recall and 16% higher F1 score, and achieves marginally

Table 3. Accuracy, precision, recall, and F1 metrics for Source Code Classification, YouTube spam, spouse and Goodreads datasets, comparing the Snorkel approach against the FA WSL model. Each model is trained on the training dataset and evaluated on the test set. Bold numbers indicates the best performance.

	Source Code		Spam Dataset (NLP)		Spouse Dataset (NLP)		Goodreads Dataset (Recommender systems)	
	Snorkel	Factor Analysis	Snorkel	Factor Analysis	Snorkel	Factor Analysis	Snorkel	Factor Analysis
Accuracy	0.92	0.95	0.86	0.86	0.54	0.86	0.53	0.63
Precision	0.90	0.97	0.83	0.85	0.12	0.32	0.66	0.65
Recall	0.95	0.93	0.88	0.84	0.72	0.64	0.56	0.95
F1	0.93	0.95	0.86	0.85	0.20	0.42	0.61	0.77

Table 4. Accuracy, precision, recall, and F1 metrics for Source Code Classification, YouTube spam, spouse and Goodreads datasets, comparing the FA WSL model against the VI-FA and GPLVM-SVGP models. The performance has been measured on the test sample of each dataset. Bold numbers indicates the best performance.

	Source Code Classification			Spam Dataset (NLP)			Spouse Dataset (NLP)			Goodreads Dataset (Recommender systems)		
	Factor Analysis	VI-FA	GPLVM	Factor Analysis	VI-FA	GPLVM	Factor Analysis	VI-FA	GPLVM	Factor Analysis	VI-FA	GPLVM
Accuracy	0.95	0.92	0.92	0.86	0.70	0.82	0.86	0.78	0.09	0.63	0.60	0.63
Precision	0.97	0.89	0.89	0.85	0.89	0.79	0.32	0.22	0.08	0.65	0.64	0.64
Recall	0.93	0.95	0.95	0.84	0.42	0.85	0.64	0.70	0.99	0.95	0.89	0.96
F1	0.95	0.92	0.92	0.85	0.58	0.82	0.42	0.34	0.15	0.77	0.74	0.77

lower precision (1%).

Source Code Classification: Table 3 shows the classification performance of Snorkel and FA when evaluated against the truth data. Specifically, the accuracy is 92% for Snorkel and 95% for the FA model; the precision is 90% for Snorkel and 97% for the FA; recall is 95% and 93% subsequently; and finally the F1 score is 93% for Snorkel and 95% for the FA.

Class Imbalance and Abstentions: To examine the relationship between model performance and class imbalance, we first quantify the class imbalance by computing the absolute percentage difference between positive and negative, $\frac{|n_{pos} - n_{neg}|}{n_{pos} + n_{neg}}$ of each dataset, where n_{pos} and n_{neg} refer to the number of positive and negative class respectively. We then compared this to the result stated in Table 3. In Figure 4, we observe promising evidence to suggest that as the extent of class imbalance increases, the performance of Snorkel drops, whereas Factor Analysis model does not.

The effect of class imbalance and abstentions can also be viewed in Figure 2. In the Spouse (a) and in the Goodreads (b) figures, we observe that abstentions make more challenging for the model to dichotomise efficiently the classes. Nevertheless, the FA method performs much more accurately compared to Snorkel (Table 3) or the other two PLVM models (Table 4).

In general, abstentions and class-imbalance are two critical issues when we build a WSL pipeline. The probabilistic mechanism of FA, and how it maps the dependencies across the functions in the labelling matrix Λ , weaken the impact of these two problems significantly.

Robustness: We studied how the model performance changes when we vary the size of the training data. Figure 3 shows that Factor Analysis achieves a $1.7x$ and 14% higher accuracy in Spouse and Goodreads test set with only 10 training datapoints, and 4% higher in YouTube Spam test set with 30 training datapoints.

6. Benefits of the model

The benefits of using the benchmark model to replace the pipeline of the Snorkel algorithm, include the speed, the robustness of the results on unbalanced datasets, the explainability of the model compared to the Snorkel probabilistic approach. The FA is a method that has been used for years in the field of social sciences and the mathematics have been studied extensively. Finally, our approach can be easily integrated into existing machine learning workflows using standard widely-used libraries in Python (scikit) or R (psych). This allows users to leverage their existing knowledge and resources to quickly adopt and integrate the new framework into their applications.

7. Limitations

While the proposed method offers several benefits, there are some limitations that require further investigation in future research. The model’s inability to perform on multi-label datasets, which are commonly encountered in many real-world applications. Multi-label datasets involve instances that can be assigned multiple labels or categories simultaneously, making them more complex than single-label datasets. Unfortunately, the model developed in this research was not able to effectively handle this type of data. We attempted

to address this issue by increasing the number of principal components in the model output, but this did not yield significant improvements in performance.

8. Discussion and Future Direction

We introduced generative probabilistic latent variable models (Factor Analysis) as a novel approach to solve weak supervised learning tasks. Our method, by using high-level domain knowledge from Subject Matter Experts, accomplishes high quality results and can be an excellent choice for approximating true labels on unlabelled data. We provided evidence that Factor Analysis is resilient to class imbalanced datasets as indicated by the significant improvement to the classification performance. Finally, we tested the effect of sparse data resources by varying the number of data-points used to train the generative model and we showed that with a minimum number of points our approach can attain high performance. For future work, we hope to expand the generative probabilistic latent variable models into a multi-class domain and explore our approach to other weak supervised learning tasks.

References

- Alberto, T. C., Lochter, J. V., and Almeida, T. A. TubeSpam: Comment spam filtering on YouTube. In *2015 IEEE 14th International Conference on Machine Learning and Applications (ICMLA)*. IEEE, December 2015. doi: 10.1109/icmla.2015.37. URL <https://doi.org/10.1109/icmla.2015.37>.
- Bach, S. H., He, B., Ratner, A., and Ré, C. Learning the structure of generative models without labeled data. In *Proceedings of the 34th International Conference on Machine Learning - Volume 70, ICML'17*, pp. 273–282. JMLR.org, 2017.
- Barber, D. *Bayesian Reasoning and Machine Learning*. Cambridge University Press, 2012.
- Bartholomew, D. J. The foundations of factor analysis. *Biometrika*, 71(2):221–232, 1984. doi: 10.1093/biomet/71.2.221. URL <https://doi.org/10.1093/biomet/71.2.221>.
- Bazavan, E. G., Zanfır, A., Zanfır, M., Freeman, W. T., Sukthankar, R., and Sminchisescu, C. Hspace: Synthetic parametric humans animated in complex environments, 2022.
- Bishop, C. M. *Pattern Recognition and Machine Learning*. Springer, 2006.
- Dai, Z., Damianou, A., Gonzalez, J., and Lawrence, N. D. Variationally auto-encoded deep Gaussian processes. In Larochelle, H., Kingsbury, B., and Bengio, S. (eds.), *Proceedings of the International Conference on Learning Representations*, volume 3, Caribe Hotel, San Juan, PR, 2016. URL <http://inverseprobability.com/publications/dai-variationally16.html>.
- Dunnmon, J. A., Ratner, A. J., Saab, K., Khandwala, N., Markert, M., Sagreya, H., Goldman, R., Lee-Messer, C., Lungren, M. P., Rubin, D. L., and Ré, C. Cross-modal data programming enables rapid medical machine learning. *Patterns*, 1(2):100019, May 2020. doi: 10.1016/j.patter.2020.100019. URL <https://doi.org/10.1016/j.patter.2020.100019>.
- Fries, J. A., Steinberg, E., Khattar, S., Fleming, S. L., Posada, J., Callahan, A., and Shah, N. H. Ontology-driven weak supervision for clinical entity classification in electronic health records. *Nature Communications*, 12(1), April 2021. doi: 10.1038/s41467-021-22328-4. URL <https://doi.org/10.1038/s41467-021-22328-4>.
- Goswami, M., Boecking, B., and Dubrawski, A. Weak supervision for affordable modeling of electrocardiogram data, 2022.
- Jain, N. Customer sentiment analysis using weak supervision for customer-agent chat, 2021.
- Lawrence, N. D. and Quiñero-Candela, J. Local distance preservation in the GP-LVM through back constraints. In *Proceedings of the 23rd international conference on Machine learning - ICML '06*. ACM Press, 2006. doi: 10.1145/1143844.1143909. URL <https://doi.org/10.1145/1143844.1143909>.
- Liu, Z., Zhu, X., Yang, L., Yan, X., Tang, M., Lei, Z., Zhu, G., Feng, X., Wang, Y., and Wang, J. *Multi-Initialization Optimization Network for Accurate 3D Human Pose and Shape Estimation*, pp. 1976–1984. Association for Computing Machinery, New York, NY, USA, 2021. ISBN 9781450386517. URL <https://doi.org/10.1145/3474085.3475355>.
- Manco, I., Benetos, E., Quinton, E., and Fazekas, G. Learning music audio representations via weak language supervision, 2021.
- Mathew, J., Negi, M., Vijjali, R., and Sathyanarayana, J. DeFraudNet: An end-to-end weak supervision framework to detect fraud in online food delivery. In *Machine Learning and Knowledge Discovery in Databases. Applied Data Science Track*, pp. 85–99. Springer International Publishing, 2021. doi: 10.1007/978-3-030-86514-6_6. URL https://doi.org/10.1007/978-3-030-86514-6_6.

- Murphy, K. P. *Machine Learning: A Probabilistic Perspective*. MIT Press, 2012.
- Rao, V. R., Khalil, M. I., Li, H., Dai, P., and Lu, J. Decompose the sounds and pixels, recompose the events, 2021.
- Ratner, A., Hancock, B., Dunnmon, J., Goldman, R., and Ré, C. Snorkel metal: Weak supervision for multi-task learning. In *Proceedings of the Second Workshop on Data Management for End-To-End Machine Learning*, DEEM'18, New York, NY, USA, 2018. Association for Computing Machinery. ISBN 9781450358286. doi: 10.1145/3209889.3209898. URL <https://doi.org/10.1145/3209889.3209898>.
- Ratner, A., Bach, S. H., Ehrenberg, H., Fries, J., Wu, S., and Ré, C. Snorkel: rapid training data creation with weak supervision. *The VLDB Journal*, 29(2-3):709–730, July 2019a. doi: 10.1007/s00778-019-00552-1. URL <https://doi.org/10.1007/s00778-019-00552-1>.
- Ratner, A., Hancock, B., Dunnmon, J., Sala, F., Pandey, S., and Ré, C. Training complex models with multi-task weak supervision. *Proceedings of the AAAI Conference on Artificial Intelligence*, 33:4763–4771, July 2019b. doi: 10.1609/aaai.v33i01.33014763. URL <https://doi.org/10.1609/aaai.v33i01.33014763>.
- Ratner, A. J., De Sa, C. M., Wu, S., Selsam, D., and Ré, C. Data programming: Creating large training sets, quickly. In Lee, D., Sugiyama, M., Luxburg, U., Guyon, I., and Garnett, R. (eds.), *Advances in Neural Information Processing Systems*, volume 29. Curran Associates, Inc., 2016. URL <https://proceedings.neurips.cc/paper/2016/file/6709e8d64a5f47269ed5cea9f625f7ab-Paper.pdf>.
- Reddy, R. G., Rui, X., Li, M., Lin, X., Wen, H., Cho, J., Huang, L., Bansal, M., Sil, A., Chang, S.-F., Schwing, A., and Ji, H. Mumuqa: Multimedia multi-hop news question answering via cross-media knowledge extraction and grounding, 2021.
- Saab, K., Dunnmon, J., Goldman, R., Ratner, A., Sagreiya, H., Ré, C., and Rubin, D. Doubly weak supervision of deep learning models for head CT. In *Lecture Notes in Computer Science*, pp. 811–819. Springer International Publishing, 2019. doi: 10.1007/978-3-030-32248-9_90. URL https://doi.org/10.1007/978-3-030-32248-9_90.
- Saab, K., Dunnmon, J., Ré, C., Rubin, D., and Lee-Messer, C. Weak supervision as an efficient approach for automated seizure detection in electroencephalography. *npj Digital Medicine*, 3(1), April 2020. doi: 10.1038/s41746-020-0264-0. URL <https://doi.org/10.1038/s41746-020-0264-0>.
- Tipping, M. E. and Bishop, C. M. Probabilistic principal component analysis. *JOURNAL OF THE ROYAL STATISTICAL SOCIETY, SERIES B*, 61(3):611–622, 1999.
- Tseng, A., Sun, J. J., and Yue, Y. Automatic synthesis of diverse weak supervision sources for behavior analysis, 2021.
- Varma, P., Sala, F., He, A., Ratner, A., and Re, C. Learning dependency structures for weak supervision models. In Chaudhuri, K. and Salakhutdinov, R. (eds.), *Proceedings of the 36th International Conference on Machine Learning*, volume 97 of *Proceedings of Machine Learning Research*, pp. 6418–6427. PMLR, 09–15 Jun 2019. URL <https://proceedings.mlr.press/v97/varma19a.html>.
- Wan, M. and McAuley, J. Item recommendation on monotonic behavior chains. In *Proceedings of the 12th ACM Conference on Recommender Systems*. ACM, September 2018. doi: 10.1145/3240323.3240369. URL <https://doi.org/10.1145/3240323.3240369>.
- Wan, M., Misra, R., Nakashole, N., and McAuley, J. Fine-grained spoiler detection from large-scale review corpora. In *Proceedings of the 57th Annual Meeting of the Association for Computational Linguistics*. Association for Computational Linguistics, 2019. doi: 10.18653/v1/p19-1248. URL <https://doi.org/10.18653/v1/p19-1248>.
- Weng, Z., Varma, P., Masalov, A., Ota, J., and Re, C. Utilizing weak supervision to infer complex objects and situations in autonomous driving data. In *2019 IEEE Intelligent Vehicles Symposium (IV)*. IEEE, June 2019. doi: 10.1109/ivs.2019.8814147. URL <https://doi.org/10.1109/ivs.2019.8814147>.
- Weston, J., Schölkopf, B., and Bakir, G. Learning to find pre-images. In Thrun, S., Saul, L., and Schölkopf, B. (eds.), *Advances in Neural Information Processing Systems*, volume 16. MIT Press, 2004. URL <https://proceedings.neurips.cc/paper/2003/file/aclad983e08ad3304a97e147f522747e-Paper.pdf>.
- Wolfson, T., Berant, J., and Deutch, D. Weakly supervised mapping of natural language to sql through question decomposition, 2021.
- Zhang, J., Yu, Y., Li, Y., Wang, Y., Yang, Y., Yang, M., and Ratner, A. WRENCH: A comprehensive benchmark

for weak supervision. In *Thirty-fifth Conference on Neural Information Processing Systems Datasets and Benchmarks Track*, 2021. URL <https://openreview.net/forum?id=Q9SKS5k8io>.

Zheng, J., Shi, X., Gorban, A., Mao, J., Song, Y., Qi, C. R., Liu, T., Chari, V., Cornman, A., Zhou, Y., Li, C., and Anguelov, D. Multi-modal 3d human pose estimation with 2d weak supervision in autonomous driving, 2021.