

Evaluation of Noise Reduction Methods for Sentence Recognition by Sinhala Speaking Listeners

M.B.M. Gunawardhana, U.K.W.D.M.R.N.C.Navanjana, H.D.G. Fernando, R.M.N. Upeksha, A.C. De Silva

University of Moratuwa, Sri Lanka

Abstract

Noise reduction is a critical aspect of hearing aids that researchers trying to solve over the years. Most of the noise reduction algorithms are evaluated using English Speech Material. There are many differences between the linguistic features of English and Sinhala languages, such as different syllable structures and different vowel duration. Both wavelet transformation and adaptive filtering have been widely used for noise reduction in hearing aids. This paper compares the performance of wavelet transformation of ten wavelet families with soft and hard thresholding methods against adaptive filters with Normalized Least Mean Square (NLMS), Least Mean Square (LMS), Average Normalized Least Mean Square (ANLMS), Recursive Least Square (RLS), and Adaptive Filtering Averaging (AFA) optimization algorithms along with cepstral and energy-based voice activity detection (VAD) algorithms. The performance evaluation is done using objective metrics; Signal to Noise Ratio (SNR) and Perceptual Evaluation of Speech Quality (PESQ) and a subjective metric; Mean Opinion Score (MOS). The NOIZEUS database by the University of Texas, Dallas and a newly formed Sinhala language audio database were used for the evaluation.

Index Terms: Wavelet transformation, Adaptive filters, SNR, PESQ, MOS

1. Introduction

The main objective of a hearing aid is to amplify speech while suppressing surrounding noise. Hence, noise reduction is a critical aspect to provide a better hearing experience. When selecting a noise reduction algorithm, its computational complexity and resource requirements should be identified, so that the compatibility of it with the hardware can be determined. For an example, the spectral subtraction method has a lower complexity compared to the other algorithms but produces a high residual noise due to the over consumption of the resources [1]. On the other hand, the subspace

algorithm with Wiener filters requires less resources but has a high complexity [1].

Wavelet transform and adaptive filtering are another two methods for noise reduction. In wavelet transformation, wavelet coefficients are obtained using the convolution between the observed signals and a wavelet providing localization in both time domain and frequency domain [2][3][4]. The most critical factors in this method is setting a threshold for noise suppression with minimal distortions to the speech signal [5][6][7][8]. In adaptive filtering, an optimization algorithm is used to reduce the error between the noise signal and the clean signal and VAD algorithm is used to identify the presence of the voice. Least Mean Square (LMS) [9][10], Normalized Least Mean Square (NLMS) [10][11][12], Recursive Least Square (RLS) [9][10][13][11], Adaptive Filtering Averaging (AFA) [12][13] Average Normalized Least Mean Square (ANLMS) [12] are the most popular optimizing algorithms while cepstral based Voice Activity Detection (VAD) [14][15] and energy-based VAD [16] methods being the most popular voice activity detection methods. The performance of adaptive filtering algorithms depends on the complexity, convergence, and stability of the selected optimization algorithm and the performance of the selected VAD algorithm.

Latest machine learning models can learn to differentiate speech from noise when trained with features of speech and noise separately. Deep Learning uses different architectures of Artificial Neural Networks to learn from data [17]. Feed-forward Neural Networks (FNNs) [17], Recurrent Neural Networks (RNNs) [17], and Deep Belief Networks (DBNs) are the most popular Deep Neural Network (DNN) models that are used in speech enhancements. Even though machine learning methods work well, there are limitations as those are computationally expensive and require large datasets for training. [18][19][20].

Overall, wavelet transform and adaptive filtering are the forerunners in the domain of hearing aids. However,

the methodologies of these two methods are different, and an equitable performance comparison between these two has not been done so far.

2. Methodology

In this paper, wavelet packet transforms with different wavelet families, different thresholding methods, and adaptive filters with different optimization and VAD methods were applied and initially tested using the NOIZEUS database. The performance was compared using the objective results. When listening to the denoised signals we found that there were contradictions in the objective results and perceived clarity of the speech. Hence, a database was formed in Sinhala audio signals with the guidance of an audiologist, and it was used to obtain subjective results. All the algorithms were implemented using the MATLAB software.

2.1. Wavelet Transform based denoising algorithm

Wavelet transform is used to map time domain signals into the wavelet space which includes frequency information preserving its time information. Therefore, it can be used to compute the wavelet energy of a particular signal for a given time and a scale [2][5]. Figure 1 shows the general approach of denoising a signal with wavelet transform.

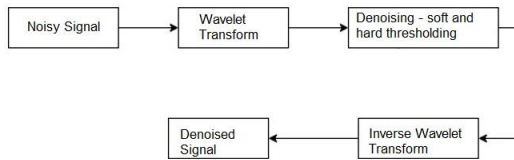


Figure 1: General approach of denoising a signal by apply thresholds on wavelet coefficients

We considered two methods of applying the wavelet transform in the discrete domain: discrete wavelet transforms (DWT) and wavelet packet transform (WPT). We decomposed a given signal for five levels with DWT/WPT using following wavelet families; Haar, Daubechies — db5, db10, db15, Symlets — sym5, sym10, sym15 and Coiflets — coif3, coif4. In each cases wavelet signal was convoluted with the input signal. If the similarity between the input signal and wavelet family waveform is high, higher coefficient values can be obtained.

The threshold value for denoising was obtained using balance sparsity norms and fixed-form universal threshold. The balance sparsity norms method returns

a threshold such that the percentages of retained energy and number of zeros in the signal are the same[21]. Following the determination of thresholds, application of thresholds were performed both with soft and hard thresholding methods. Finally, the inverse wavelet transform was applied to reconstruct the denoised audio signal.

2.2. Adaptive Filtering

Adaptive filters are digital filters that can self-adjust their coefficients using an optimizing algorithm to give the best match to the desired signal while minimizing the error between the input signal and the desired signal. The main idea is to suppress the noise of the input noise corrupted signal and output a noise-reduced signal, without harming the speech quality [9]. Figure 2 shows the adaptive filtering approach used for the noise cancellation. Here $x(n)$ is the reference signal, $d(n)$ is the desired signal, $e(n)$ is the error signal, $y(n)$ is the output signal, and μ is the convergence parameter.

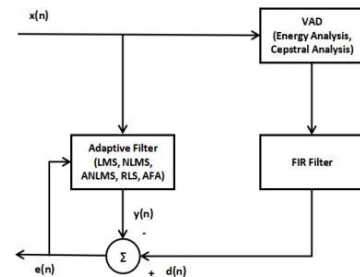


Figure 2: Noise cancellation using adaptive filtering method

It follows a linear adaptive filtering method, and a VAD approach has been used to estimate the desired signal. We have considered two VAD methods, one based on energy analysis and the other based on cepstral analysis. As the optimizing algorithm, five methods have been considered: LMS, NLMS, ANLMS, RLS, and AFA. The best VAD approach and the optimizing algorithm are chosen after analyzing their performance in subjective and objective metrics. Computations are done as [11].

2.2.1. Optimizing algorithms

When using an adaptive filter, an optimizing algorithm has to be chosen by considering the factors computational requirements, rate of convergence, robustness, etc. [10]. For the noise reduction in hearing aids, sev-

eral optimizing algorithms were implemented and the NLMS algorithm performed well. These optimizing algorithms differ from each other according to the way they are used for updating their weights, while the error signal calculation and output signal calculation are the same. Weight updating equations for LMS,

$$w_{n+1} = w_n + \mu e(n)x(n) \quad (1)$$

where $\mu = 0.09$ and order = 46. For NLMS,

$$w_{n+1} = w_n + \frac{\alpha}{c + ||x(n)||^2} e(n)x(n) \quad (2)$$

where $c = 0.01$, $\alpha = 0.09$ and order = 70. For RLS,

$$P(0) = c^{-1}I \quad (3)$$

$$K(n) = \frac{P(n-1)x(n)}{\gamma + x^T(n)P(n-1)x(n)} \quad (4)$$

$$w_{n+1} = w_n + K(n)e(n) \quad (5)$$

$$P(n) = \frac{1}{\gamma} [P(n-1) - K(n)x^T(n)P(n-1)] \quad (6)$$

where $c = 0.99$ and order = 80. For AFA,

$$w_{n+1} = \frac{1}{n} \sum_{k=1}^n w_k + \frac{1}{n\gamma} \sum_{k=1}^n e(n)x(n) \quad (7)$$

where $\gamma = 0.5$, order = 450 and for ANLMS,

$$w_{n+1} = \frac{1}{n} \sum_{k=1}^n w_k + \frac{1}{n\gamma} \sum_{k=1}^n \frac{\mu}{||x(n)|| \times ||x(n)||} e(n)x(n) \quad (8)$$

where $\gamma = 0.05$, $c = 0.01$ and order = 200

2.2.2. Voice Activity Detector (VAD)

A VAD algorithm is used to classify a small segment of an audio signal as voiced and unvoiced. The basic VAD working principle is shown in Figure 3. The input signal is divided into frames and features are extracted. For the feature extraction two methods have been used; energy and cepstral analysis. The first few frames are assumed as noise-only frames to get an estimation of the background noise, and a threshold value is calculated. Then extracted features from the subsequent frames are compared with the threshold value to give the VAD decision. If the features of the input frame exceed the calculated threshold, it declares that speech is present (VAD = 1), and speech is absent (VAD = 0) otherwise [16]. As the

real-world speech signals contain various kinds of background noises and their signal-to-noise (SNR) is low, it's a disadvantage for an accurate VAD system. In our case, energy-based VAD performed well.

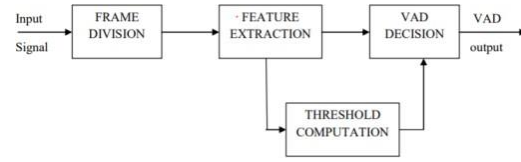


Figure 3: VAD block diagram

Energy based VAD algorithm

If the energy of the incoming frame is high, the frame is classified into a voiced frame and if the energy of the incoming frame is low, it is classified into an unvoiced frame [22]. Here, an adaptive threshold approach has been used as described in [16].

Cepstral based VAD algorithm

The speech signal $g(n)$ can be expressed as a convolution of sound signal $f(n)$ which contains words and pitch, and the transfer function of the system $h(n)$ which includes the sound quality (12).

$$g(n) = f(n) * h(n) \quad (9)$$

Using cepstral analysis, sound signal components can be extracted to give the VAD decision as described in [15].

2.3. Datasets

Performance evaluation was done with English audio signals taken from the NOIZEUS database for objective measurements and Sinhala (native language of Sri Lanka) audio signals recorded by us for the convenience of subjective measurements.

The NOIZEUS dataset is specifically developed to facilitate comparison of speech enhancement algorithms among research groups [23]. For subjective metrics, we recorded a Sinhala sentence with the consultation of audiologists at the Wickramarachchi Institute of Speech and Hearing. This sentence was chosen to be phonetically balanced and with relatively low word-context predictability. It was recorded in a sound-proof booth, originally sampled at 25 kHz, and down sampled to 8 kHz. After measuring the active speech level of the signal, scaled bubble noise were added to the speech signal to achieve SNR levels of 0 dB, 5 dB, 10 dB, and 15 dB.

2.4. Evaluation Metrics

To get a quantitative measurement, objective metrics SNR and PESQ were, while the subjective metrics MOS was used to get a qualitative measurement. This is due to the contradiction between the results of objective metrics and the user experience on the denoised audio clips. The MOS test was done according to the recommendations in [13][14][24].

The MOS is the arithmetic mean over all individual values on a predefined scale that a subject assigns in his opinion of the performance of a system quality. The rating scale maps ratings between worst and Excellent, between 0 and 10 respectively and PESQ is a method to measure the speech quality of an audio signal as recommended in ITU-T P.862 standard. The method has been automated to reflect MOS.

3. Results

3.1. Wavelet Results

After processing through the wavelet algorithms in various combinations, following results were obtained. When observing output SNR results (Figure 4), Fixed form universal method with hard method has shown the best results.

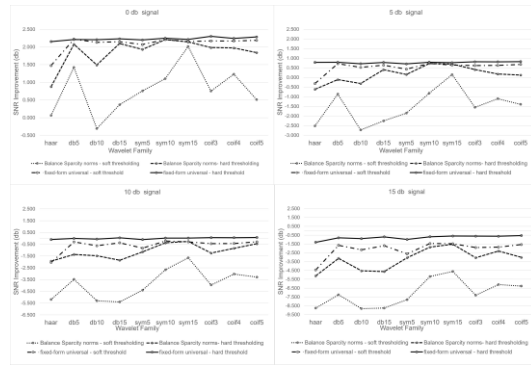


Figure 4: Output SNR results in wavelet transformation for different SNR values.

When SNR value of the input signal is increased, SNR improvement has been decreased. When comparing PESQ results (Figure 5), fixed-form universal threshold with soft method has shown best results in the low SNR values and when SNR value is increased, output PESQ value has been decreased.

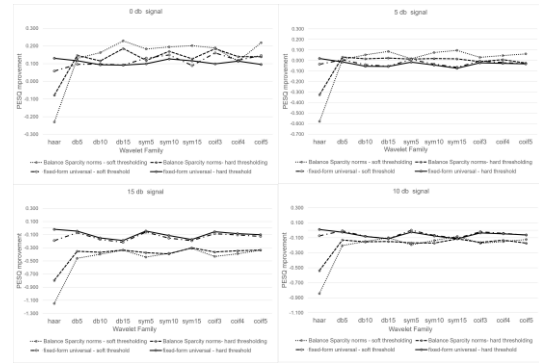


Figure 5: Output PESQ results in wavelet transformation for different SNR values

3.2. Adaptive Filtering Results

After analyzing the results compared to RLS and AFA, LMS, NLMS and ANLMS optimization algorithms have output speech signals closer to the clean signal.

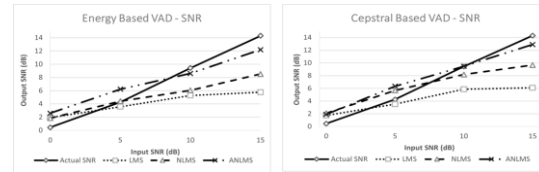


Figure 6: SNR improvement using energy-based VAD and Cepstral based VAD.

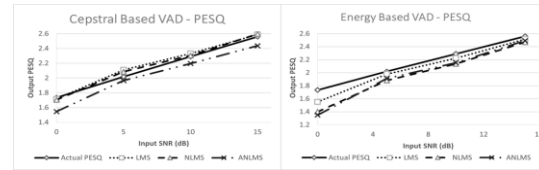


Figure 7: PESQ improvement using energy-based VAD and Cepstral based VAD

According to Figure 6 Adaptive filters show higher SNR improvements, when using energy-based VAD method. When considering the optimizing algorithms, ANLMS has the highest SNR improvement in both VAD methods. In terms of PESQ results in Figure 7 it is hard to get a clear idea about the best VAD method. When considering the optimizing algorithms, LMS and NLMS have higher PESQ improvements compared to ANLMS algorithm in both VAD methods.

Using above results and by listening to the output signals, NLMS and ANLMS adaptive filtering methods along with energy-based VAD were chosen for further testing using subjective metrics, MOS.

3.3. MOS Results

The MOS tests were done for 40 subjects with unimpaired hearing and in the range of 23 - 27 years old. Figure 8, shows the MOS results of the six algorithms: NLMS, ANLMS, SYM10, SYM15, NLMS with SYM15, SYM15 with NLMS. According to the results, the adaptive filter using NLMS along with an energy-based VAD has the best performance for the inputs with high SNR values

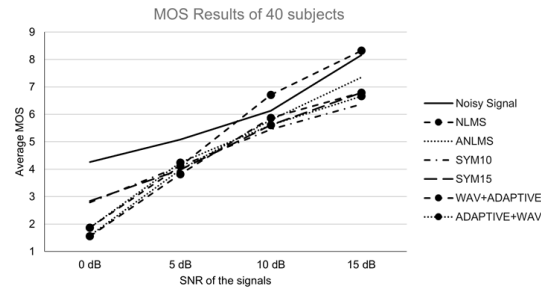


Figure 8: MOS test results

4. Discussion

In this paper, the performance of wavelet transformation and adaptive filtering methods are compared. Two objective metrics (SNR and PESQ) and a subjective metric (MOS) have been used for the performance evaluation. The NOIZEUS database is used for the evaluations and a recorded Sinhala sentence is used for the convenience of subjective tests.

In wavelet transformation we have used two methods, DWT and WPT. After the observation of the results gained from both using soft and hard thresholding, it was noticeable that the WPT with Balance sparsity norm - soft thresholding gave the most promising results. After analyzing the results, we chose the best 5 WPT families; DB10, DB15, SYM5, SYM10, and SYM15. Analyzing them again with different input signals it has been clear that SYM15 with soft thresholding gives the best results. When SNR value is increased, performance of the wavelet transform has been decreased. This may be due to the algorithm having suppressed the signal components along with the noise components.

For adaptive filtering, the evaluation was done un-

der 4 different SNR levels; 0 dB, 5 dB, 10 dB, and 15 dB considering the optimization algorithms LMS, NLMS, ANLMS, RLS, and AFA with energy-based and cepstral-based VAD algorithms. Comparisons were done using the objective matrices SNR and PESQ. Compared to cepstral-based VAD, energy-based VAD performed well. Analyzing the optimization algorithm again along with energy-based VAD, it has been clear that ANLMS and NLMS have the best results.

As the last step, the performance of selected adaptive filtering methods, wavelet transform methods, and combinations of both methods were evaluated. As objective metrics were ineffective at predicting user experience, MOS test was conducted for the evaluation. According to the MOS results, and the previous SNR and PESQ results, NLMS adaptive filtering method has been shown better performance than the other considered algorithms.

5. References

- [1] L. Lin, W. H. Holmes, and E. Ambikairajah, "Adaptive noise estimation algorithm for speech enhancement," *Electronics Letters*, vol. 39, no. 9, p. 754–755, 2003.
- [2] L. N. Thu, A. Win, and H. N. Oo, "A review for reduction of noise by wavelet transform in audio signals," *International Research Journal of Engineering and Technology*, vol. 6, no. 5, pp. 8128–8131, May 2019.
- [3] K. Priyanka, D. R. Amrita, and M. T. Subodh, "Audio denoising using wavelet transform," *International Research Journal of Engineering and Technology*, vol. 3, no. 7, pp. 489–493, Jul. 2016.
- [4] B. JaiShankar and K. Duraiswamy, "Audio denoising using wavelet transform," *International Journal of Advances in Engineering Technology*, vol. 2, no. 1, pp. 419–425, Jan. 2012.
- [5] K. R. Borisagar, R. M. Thanki, and B. S. Sedani, *Speech Enhancement Techniques for Digital Hearing Aids*. Cham: Springer, 2019.
- [6] H. L. Resnikoff and R. O. N. Wells, *Wavelet Analysis: The Scalable Structure of Information*. New York: Springer, 2002.
- [7] R. Aggarwal, J. K. Singh, V. K. Gupta, S. Rathore, M. Tiwari, and A. Khare, "Noise reduction of speech signal using wavelet transform with modified universal threshold," *International Journal of Computer Applications*, vol. 20, no. 5, pp. 14–19, 2011.
- [8] M. Saric, L. Bilicic, and H. Duimic, "White noise reduction of audio signal using wavelet transform with modified universal threshold," *University of Split, R. Boskovic*, vol. 21000, Feb. 2005.
- [9] V. Jagannaveen, J. V. Suman, and P. D. Pradeep, "Noise suppression in speech signals using adaptive algorithms," *International Journal of Signal Processing, Image Processing and Pattern Recognition*, vol. 3, no. 3, pp. 87–96, Sep. 2010.

- [10] A. Ghauri, S. Alam, F. Sohail, M. Rehman, and A. Hussain, "Adaptive filter algorithms for noise echo cancellation," *IJCCER*, vol. 1, no. 4, pp. 96–99, Nov. 2013.
- [11] S. Dixit and D. Nagaria, "Lms adaptive filters for noise cancellation: A review," *International Journal of Electrical and Computer Engineering (IJECE)*, vol. 7, no. 5, pp. 2520–2529, 2017.
- [12] A. Rafique and S. S. Ahamed, "Performance analysis of a series of adaptive filters in non-stationary environment for noise cancelling setup," *World Academy of Science, Engineering and Technology, International Journal of Electrical, Computer, Energetic, Electronic and Communication Engineering*, vol. 7, pp. 149–152, 2013.
- [13] R. L. Goldsworthy, L. A. Delhorne, J. S. Desloge, and L. D. Braida, "Two microphone spatial filtering provides speech reception benefits for cochlear implant users in difficult acoustic environments," *The Journal of Acoustical Society of America*, vol. 136, no. 2, pp. 867–876, 2014.
- [14] J. A. Haigh and J. S. Mason, "Robust activity detection using cepstral features," *Proceedings of TENCON '93. IEEE Region 10 International Conference on Computers, Communications and Automation*, vol. 3, pp. 321–324, 1993.
- [15] "Cepstral Analysis of Speech," <http://vlab.amrita.edu>, 2011, [Retrieved; 24 October 2021, from <http://vlab.amrita.edu/?sub=3brch=164sim=615cnt=1>].
- [16] S. S. Meduri and R. Ananth, *A Survey and Evaluation of Voice Activity Detection Algorithms*, 2012.
- [17] K. Parameswaran, *Objective Assessment of Machine Learning Algorithms Speech Enhancement in Hearing Aids*, 2018.
- [18] S. A. Nossier, J. Wall, M. Moniri, C. Glackin, and N. Canning, "An experimental analysis of deep learning architectures for supervised speech enhancement," *Electronics*, vol. 10, no. 1, 2021.
- [19] L. Deng, "Recent advances in deep learning for speech research at microsoft," *IEEE International Conference on Acoustics, Speech and Signal Processing (ICASSP)*, May 2013.
- [20] A. B. Nassif, I. Shahin, I. Attili, M. Azzeh, and K. Shaaan, "Speech recognition using deep neural networks: A systematic review," *IEEE Access*, vol. 7, pp. 19 143–19 165, 2019.
- [21] "Threshold Settings Manager - MATLAB wthrmngr," <https://in.mathworks.com/help/wavelet/ref/wthrmngr.html>.
- [22] A. dos Soares, W. D. Parreira, E. G. Souza, S. J. de Almeida, C. M. Diniz, C. D. Nascimento, and M. F. Stigger, "Energy based voice activity detection algorithm using gaussian and cauchy kernels," *2018 IEEE 9th Latin American Symposium on Circuits Systems (LASCAS)*, pp. 1–4, 2018.
- [23] Y. Hu and P. C. Loizou, "Subjective comparison and evaluation of speech enhancement algorithms," *Speech Communication*, vol. 49, pp. 588–601, 2007.
- [24] H. Ye, G. Deng, S. J. . Mauger, A. A. Hersbach, P. W. Dawson, and J. M. Heasman, "A wavelet-based noise reduction algorithm for speech enhancement," *PLoS ONE*, vol. 8, pp. 1–11, Aug. 2013.