

Analysis of Failures and Risks in Deep Learning Model Converters: A Case Study in the ONNX Ecosystem

Purvish Jajal
pjajal@purdue.edu
Purdue University
USA

Wenxin Jiang
jiang784@purdue.edu
Purdue University
USA

Arav Tewari
tewari6@purdue.edu
Purdue University
USA

Joseph Woo
woo56@purdue.edu
Purdue University
USA

Yung-Hsiang Lu
yunglu@purdue.edu
Purdue University
USA

George K. Thiruvathukal
gkt@cs.luc.edu
Loyola University Chicago
USA

James C. Davis
davisjam@purdue.edu
Purdue University
USA

ABSTRACT

Software engineers develop, fine-tune, and deploy deep learning (DL) models. They use and re-use models in a variety of development frameworks and deploy them on a range of runtime environments. In this diverse ecosystem, engineers use DL model converters to move models from frameworks to runtime environments. However, errors in converters can compromise model quality and disrupt deployment. The failure frequency and failure modes of DL model converters are unknown.

In this paper, we conduct the first failure analysis on DL model converters. Specifically, we characterize failures in model converters associated with ONNX (Open Neural Network eXchange). We analyze past failures in the ONNX converters in two major DL frameworks, PyTorch and TensorFlow. The symptoms, causes, and locations of failures (for $N=200$ issues), and trends over time are also reported. We also evaluate present-day failures by converting 8,797 models, both real-world and synthetically generated instances. The consistent result from both parts of the study is that DL model converters commonly fail by producing models that exhibit incorrect behavior: 33% of past failures and 8% of converted models fell into this category. Our results motivate future research on making DL software simpler to maintain, extend, and validate.

1 INTRODUCTION

Deep Learning (DL) is a machine learning technique that achieves state-of-the-art performance in many domains [1, 2]. Software engineers engage in many activities for deep learning, including developing, re-using, fine-tuning, and deploying DL models [3, 4].

Engineers rely on tools at each stage, such as DL frameworks (e.g., PyTorch [5]), DL model registries (e.g., HuggingFace [6]), and DL compilers for deployment platforms (e.g., TVM [7]). Engineers may use different tools and frameworks in each activity. It is therefore crucial that DL models can be moved seamlessly from one to another. Errors in converting models between representations can disrupt engineering workflows or compromise the resulting models [8].

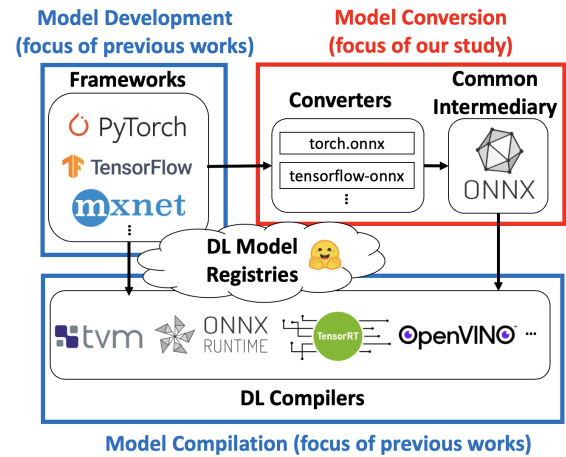


Figure 1: (§1): Map of the ONNX Ecosystem. The red box indicates the focus of this study. The ecosystem consists of software interoperable with ONNX. (§2): The downward path from Frameworks to DL compilers uses *pairwise mappings*. Each DL compiler supports DL models from one or more frameworks via customized loaders. The rightward path from Frameworks to DL compilers uses the *common intermediary* pattern. Frameworks export to the common ONNX format which is then loaded by a downstream DL compiler.

Researchers have characterized failures in many components in the DL ecosystem, but not in model converters. As depicted in Figure 1, previous works have considered DL development frameworks [9–13], DL registries [14–16], and DL deployment compilers and runtimes [17, 18]. Prior research on DL interoperability tools is limited to measuring conversions of 5 DL models [8].

In this work, we analyze failures of DL model converters. We report a case study on converters targeting ONNX (Open Neural Network eXchange), which is the most widely used intermediate representation for DL models. We apply two perspectives. *First*, we conduct a retrospective failure analysis of the ONNX model converters for PyTorch and TensorFlow. We sample 200 closed GitHub issues (100 per converter) and determine: failure symptoms, causes, and locations; the relationship between these factors; and trends over time, especially the correlation of failures with changes in the ONNX specification. *Second*, we measure the present frequency of failure by converting and evaluating real and synthetic models.

In our retrospective failure analysis, we found that the most common symptoms are crashes and incorrect model behaviors; the most common causes are incompatibility and type problems; and these issues tend to occur during a converter’s graph translation and graph optimization components. Crashes can be caused by both incompatibility and type problems, while wrong models are attributable to type problems, algorithmic errors, and shape problems. Most results were consistent between both systems examined as well as with prior studies. Converter failures were correlated, weakly, with changes in the ONNX specification. Finally, in our measurement of present failure frequency, we found that 11% of tested models failed via crash or incorrect behavior, primarily affecting the synthetic models. **Our contributions are:**

- For DL model converters: Taxonomies and measurements of failure symptoms, causes, and locations; analysis of joint distributions; and trends over time.
- Measured current frequency of failures in model converters.
- Directions for future research grounded in our observations.

Significance: This study has two main impacts on software engineering. First, model converters are key to many software pipelines – understanding their failure modes and failure frequency enables debugging and helps engineers make informed judgments about their dependencies. Second, we introduce a methodological innovation: we combine traditional failure analysis (failure characteristics given that a failure has occurred) with a prospective estimate of failure frequency borrowed from the software testing literature. Our method informs engineers about both failure criticality *and* likelihood, allowing them to judge the risk of a dependency.

2 BACKGROUND AND RELATED WORK

2.1 DL Model Conversion as Interoperability

2.1.1 General Patterns of Interoperability. ISO/IEC/IEEE define interoperability as the “degree to which two or more systems...can exchange [and use] information” [19]. Interoperability often takes the form of data being exchanged between multiple types of systems [?]. It reduces component coupling, increasing engineering efficiency by separating concerns [21, 22].

Wegner describes two patterns for interoperability: creating *pairwise mappings* between systems; and introducing a *common intermediary* understood by all participants [23]. These patterns are illustrated in Figure 1 in the context of DL. The two patterns trade-off customizability for scalability. A system with pairwise mappings can have specialized behavior per pairing, but each of the N data loaders must maintain a mapping for each of the M data generators. The alternative pattern uses a common intermediary such as an

intermediate data representation. Each system maintains only one export or import mechanism, reducing the overall implementation burden for the ecosystem from $M \times N$ adapters to $M + N$ adapters. We expect that scalability becomes more important as ecosystems expand, causing an ecosystem’s interoperability approach to evolve from pairwise mappings to common intermediaries.

2.1.2 Interoperability in DL. Contextualizing Wegner’s Interoperability Patterns: In the context of DL, interoperability focuses on model reuse. We define DL interoperability as *the ability of DL software to exchange DL models (i.e., deep neural networks/DNNs)*. Two kinds of DL systems commonly interoperate on DL models: frameworks for DL model development, and runtimes for DL model deployment. The DL ecosystem uses both of Wegner’s [23] interoperability patterns. Pairwise mappings occur in DL compilers such as TVM [7], which map from framework representations of models into representations internal to the compiler. Each compiler maintains a front-end for each supported framework. This is the *downward path* in Figure 1. Common intermediaries such as ONNX [24] and MDnn [25] provide standard representations for DL models. In this pattern, there is an adapter from each framework to the common intermediary, and from the intermediary to each runtime. This pattern is the *rightward path* in Figure 1.

Evolution of DL Ecosystem: The DL ecosystem is evolving in three aspects: (1) *DL frameworks* for model development; (2) *DL registries* for reuse; and (3) *DL compilers* for model deployment.

DL frameworks are among the most used software among developers making up a total ~20% of frameworks used by developers globally [26]. Currently, the two most popular deep learning frameworks are PyTorch and TensorFlow, being the most used frameworks of 8.61% and 12.95% of developers worldwide, respectively [26]. Not only are DL frameworks popular but there has been a growing number available to engineers. We identified 6 DL frameworks released since 2015: PyTorch, TensorFlow, MXNet, Keras, Caffe2, and FLAX, with the latest released in 2022.

DL model registries have emerged due to the prohibitive cost of training models “from scratch” [27, 28]. Analogous to package registries [15], model registries provide engineers with pre-trained models (PTMs) for tasks such as computer vision and natural language processing [14]. Model registries can be framework independent (e.g., HuggingFace), or specific to frameworks (e.g., TensorFlow Model Garden), and intermediaries (e.g., ONNX Model Zoo).

DL compilers allow deploying models to specific hardware [29]. DL compilers include TVM (Apache), TensorRT (NVIDIA), and OpenVINO (Intel) [7, 30, 31].¹ We count at least 10 compilers since 2017 with each offering varying degrees of framework support (direct conversion from 1 to 6 frameworks) but almost all (9/10) supporting ONNX. This data is available in our artifact.

The DL ecosystem has many options for model development, reuse, and deployment. As the ecosystem grows, the pairwise compatibility pattern of interoperability between Frameworks and DL compilers will not scale. Common intermediaries such as ONNX, MDnn, and NNEF are becoming more important. The *rightward path* in Figure 1 is a consequence of ecosystem growth.

¹We use *DL compiler* and *runtime* interchangeably. Although a distinction can be made between them, both aim at making inferences with DL models more efficient.

2.2 Failure Studies of DL Components

Engineering failures can inform future development and management [32, 33]. Studies of software engineering failures influence software evolution, defect detection, and program repair [34, 35]. Many researchers have examined failures in DL software [13, 36, 37], drawing from open-source bug reports [11, 38], Stack Overflow [39], deployment failures [40], and interview studies [41].

In terms of interoperability, previous work has focused on failures in the “Framework” and “Runtime” components of Figure 1. Chen *et al.* studied 800 defects from four DL frameworks and provide guidelines for testing and debugging [9]. Shen *et al.* did likewise for three DL compilers [17]. Liu *et al.* and Xiao *et al.* tested DL compilers [42, 43]. Some of this work has incidentally examined interoperability failures: Shen *et al.*’s study of DL compilers included the “front ends” that offer interoperability through pairwise (DL framework specific) and common intermediary (ONNX) model loaders [17]; and Liu *et al.*’s work used ONNX in their evaluation process and found defects in the PyTorch ONNX exporter.

Existing work on DL model converters is limited. Openja *et al.* conducted the only study to date, evaluating the effect of conversion on 5 popular DL models [8]. They considered only the current state of model converters (not their history). It is unclear whether results on 5 models will generalize to other models. Our paper takes a first step toward this investigation by providing the first systematic analysis of failures in DL model converters.

3 RESEARCH OVERVIEW

The DL ecosystem is growing more complex (§2.1), motivating a shift to the common intermediary pattern of interoperability. Understanding the nature and prevalence of failures in this emerging pattern will inform ecosystem participants of risks and opportunities for improvement. Prior research examined failures in DL frameworks and runtimes, but either ignored interoperability or touched upon it coincidentally (§2.2). We focus on ONNX (§3.1), and analyze failures in this DL interoperability software (§3.2).

3.1 Model Converter Case Study: ONNX

ONNX Specification: In DL software, the most prominent implementation of Wegner’s common intermediary pattern is the Open Neural Network eXchange, ONNX. ONNX was introduced by Facebook and Microsoft in 2017. ONNX is a specification that provides a common representation that DL frameworks and runtimes can use to represent DL models [44].

The ONNX specification is known as the *ONNX Intermediate Representation (IR)* [44]. It consists of three components: (1) A definition of a computational graph, (2) definitions of standard data types, and (3) definitions of built-in operators such as ArgMax [44].

The ONNX specification changes regularly, keeping up with DL framework evolution [45]. These changes consist of *adding* new types and operators, and *updating* the behavior of existing operators. These changes are contained within *operator sets*. There have been 18 operator sets counting the first ONNX release, totaling 149 additions and 217 updates to the available operators.

ONNX Model Conversion: To support ONNX, a DL framework must be convertible from DNN representation to ONNX format. Model converters must be kept in sync with changes to the DL

frameworks as well as changes in the ONNX specification. Based on our analysis of the `torch.onnx`, `tf2onnx`, and `mxnet.onnx` ONNX converters, converters typically follow the sequence of components given in Table 1. Figure 2 provides an example of a model conversion: a PyTorch model is converted to its equivalent converted ONNX model. The `torch.max` operation is equivalent to the ArgMax and ReduceMax operators in the ONNX model.

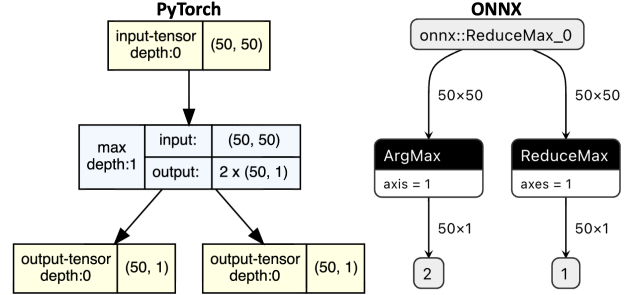


Figure 2: Comparison of original PyTorch model to converted ONNX model, illustrating the conversion of operators performed by a DL model converter. The PyTorch model is an `nn.Module` with the subsequent `torch.max(input, dim=1, keep_dim=True)` in its forward call. The PyTorch `torch.max` operation becomes ArgMax and ReduceMax in ONNX.

Model conversion can introduce errors that cause incorrect outputs after conversion, or produce models that are not compatible with runtimes. Two examples follow. *Wrong output:* After converting a computer vision model to ONNX, its prediction of whether a person was smiling became substantially different [46]. *Wrong model:* An ONNX model fails to load to the ONNX Runtime due to a type mismatch in the inputs to the Concat operators [47].

Table 1: Stages of an ONNX converter.

Component	Definition
Load Model	The framework representation is expressed in the ONNX graph. Loading is straightforward for frameworks with static graphs (e.g., TensorFlow). For frameworks with dynamic graphs (e.g., PyTorch), the model is executed to obtain a trace of its graph.
Node conversion	Nodes of the computational graph are replaced by their ONNX equivalents. This results in a graph that contains ONNX nodes.
Optimization	Of nodes (e.g., operator fusion) and dataflows (e.g., dead code elimination).
Export	Model serialized into protocol buffer [48].
Validate	Testing proceeds in two ways: (1) Syntactic validity (compliance with ONNX specification); and (2) Semantic validity (equivalence with original).

ONNX Converters vs. DL Compilers: Model conversion is similar to the “front-end” of a DL compiler [29]. The compiler front-end takes a model from a DL framework, transforms it to a high-level IR (graph IR) of computation and control flow, then optimizes it. This high-level IR is converted to a low-level IR for hardware optimization and code generation. Although an ONNX converter is similar

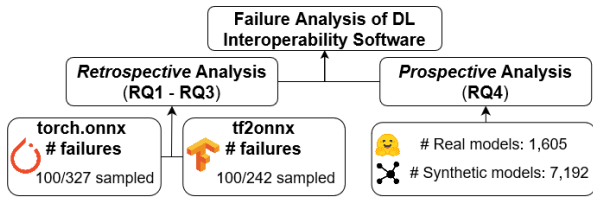


Figure 3: Goal, research questions, and methods.

to a DL compiler front-end, they differ in purpose. A compiler’s high-level IR remains internal to the compiler, whereas the ONNX IR is serialized into a protocol buffer for downstream use.

3.2 Research Questions

Our research questions fall into two themes: *retrospective failures* and *prospective failures*. Retrospective questions characterize symptoms, causes, and locations of previously-reported failures, the standard approach in software failure analysis (§2.2). However, we observe that such analysis is conditional on failure, *i.e.*, we learn $Prob(\text{failure characteristic} \mid \text{failure})$. To understand current system quality, we also need the likelihood of failure, *i.e.*, $Prob(\text{failure} \mid \text{use})$. Our *prospective* question measures failure likelihood on common and systematically generated inputs. We ask:

Theme 1: Retrospective Failures

RQ1 What are the characteristics of failures?

RQ2 How are failure characteristics related?

RQ3 To what extent do changes in the ONNX specification correlate with model converter failures?

Theme 2: Prospective Failures

RQ4 How often does interoperability software fail on real and systematically generated models?

4 METHODOLOGY

We used a mixed-method approach [49] of software failure analysis and software testing to answer our research questions. For retrospective failures (§4.2), we apply methods from software failure analysis: selecting and analyzing relevant failures as described in GitHub issues. In the prospective failures theme (§4.3) we apply methods from software testing, evaluating projects on common input *à la* Davis *et al.* [50] and on systematically generated input [42]. Figure 3 relates our research questions and methods.

4.1 Repository Selection

Both parts of our study considered the same software projects: ONNX converters (§3.1) for PyTorch (`torch.onnx`) and TensorFlow (`tf2onnx`). Prior work has examined the downstream projects (DL runtimes) that ingest ONNX (§2.2). We consider model converters: upstream projects that export to ONNX (DL frameworks).

Our specific choice of the PyTorch and TensorFlow model converters was based on popularity and data availability. We considered converters for the top three most popular ML/DL frameworks [26] — TensorFlow (DL), PyTorch (DL), and Scikit Learn (ML and some DL). In terms of available failure data, the ONNX model converters for TensorFlow and PyTorch have comparable issue counts on

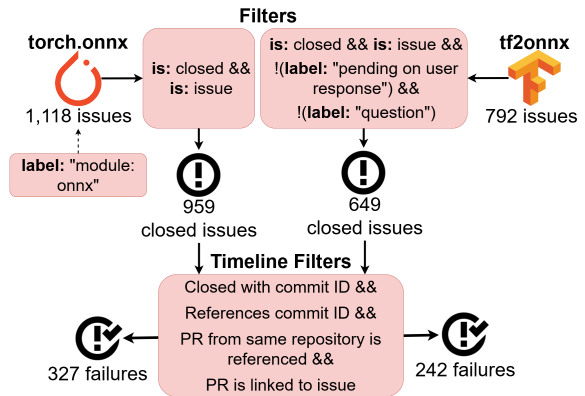


Figure 4: Filtering of issues for each repository studied. The data was collected on January 6th, 2023.

GitHub (~800-1000 issues), while the Scikit Learn converter has fewer issues (286 issues).

Using the PyTorch and TensorFlow converters covers two relevant differences within DL and interoperability. Within DL, these converters include both common representations of computational graphs: static (TensorFlow) and dynamic (PyTorch) [51, 52]. Within interoperability, these converters include both common owners of a converter: the upstream producer of the data — in this case, the DL framework engineers (`torch.onnx`) — and the downstream consumer, *i.e.*, the ONNX engineers (`tf2onnx`).

4.2 Theme 1: Retrospective Failure Analysis

This theme examines past failures to understand their characteristics (RQ1), relationship between characteristics (RQ2), and effect of changes to the ONNX specification (RQ3). We explain data collection (§4.2.1) and analysis (§4.2.2) for failures, and then the data for correlating failures with ONNX specification changes (§4.2.3).

4.2.1 Data Collection. Figure 4 summarizes our data collection process. For each repository, we collect closed GitHub issues related to ONNX conversion that contains sufficient information for failure analysis. This condition ensures that we have enough information to determine the symptoms, causes, and locations of failures.

Related to ONNX: ONNX-related issues are obtained using a set of GitHub filters (query terms). For `torch.onnx`, the PyTorch repository uses the GitHub label `module: onnx` to mark issues with the ONNX converter. We collect all closed issues with this label, yielding the search filter: `is:issue label:"module: onnx" is:closed`. For `tf2onnx`, all issues are relevant. We remove issues labeled “pending on user response” and “question” because these issues lack enough information. This yields in 959 issues in `torch.onnx` (from 20,782) and 649 issues in `tf2onnx` (from 792).

Sufficient Information: We filter issues for sufficient information (*e.g.*, the issue is resolved with a commit and pull request). These Timeline Properties are given in Figure 4. This filter yields 327 issues in `torch.onnx` and 242 issues in `tf2onnx`.

We piloted our filter to ensure it captured relevant issues (recall) and excluded irrelevant issues (precision). We hand-labelled 50 issues for each repository prior to filtering, applied the filter, and

measured recall and precision. If recall and precision ≥ 0.8 we consider our filter to acceptably reduce manual work while mitigating bias. For `torch.onnx`, we measured recall of 0.81 and precision of 0.94. For `tf2onnx`, we measured recall of 0.82 and precision of 0.93.

Sampling: Given the similar number of issues after filtering (Figure 4), we randomly sampled and analyzed 100 issues per repository.

4.2.2 Data Analysis. Taxonomies for Locations, Causes, and Symptoms: We describe converter failures in three dimensions: *location*, *symptoms*, and *causes*. For location, we use the standard converter stages (Table 1). For symptoms and causes we adapt taxonomies proposed by Shen *et al.* [17], the closest related work.

We conducted a pilot study to determine the appropriateness of Shen *et al.*'s taxonomies in describing ONNX converter failures. After data collection (§4.2.1), we randomly sampled 30 issues from each repository. Two researchers classified symptoms and causes with these taxonomies [17]. We computed inter-rater reliability using the Kappa coefficient [53]. The computed Kappa coefficients were 0.90 (causes) and 0.95 (symptoms), *i.e.*, "strong agreement" [54] for both taxonomies. Some categories and wording were inapplicable to ONNX converter failures. We adapted as needed.

Table 2 presents the taxonomy we used for failure symptoms. Table 3 presents the taxonomy we used for failure causes.

Table 2: Adapted taxonomy of failure symptoms [17]. Emphasis: wording changed. Hang symptom omitted (unobserved).

Symptom	Definition
Crash	The <i>model converter</i> terminates unexpectedly during <i>conversion</i> , usually producing an error message.
Wrong Model	The <i>converter</i> behaves unexpectedly without crashing, producing a wrong intermediate or final result.
Bad Performance	The time cost or memory consumption of the <i>model converter</i> is much larger than developer/user expectations (<i>e.g.</i> , the performance achieved on the previous version during regression testing or performance achieved by certain hardware).
Build Failure	Installation of <i>model converter</i> or dependencies fails.
Unreported	The symptom cannot be identified by analyzing the corresponding issues including code changes, discussions, and related issues.

Manual Classification of Failures and Interrater Agreement: In our pilot study of applying Shen *et al.*'s taxonomies (§4.2.2), we observed strong agreement between raters. Therefore, we generally relied on a single rating (one rater analyzing all issues) of the 200 sampled issues. To mitigate the risk of taxonomic drift, a second rater assessed one tranche of randomly selected failures. In those 20 samples, the two raters had perfect agreement/Kappa=1.0.

4.2.3 Correlation Analysis for RQ3. Defects are expected when requirements change [55]. We therefore theorize that changes in the ONNX specification cause failures in DL model converters. This theory predicts the following hypothesis: *Larger changes in the ONNX specification correlate with greater incidence of failures in DL model converters.* The expected resulting model converter failures would be incompatibility and type problems (defined in Table 3).

To test this hypothesis: (1) We need the size of changes to the ONNX specification. To obtain this, we examine the ONNX release notes and measure the number of operator changes. (2) We need the number of failures associated with that change. To obtain this, we examine the issue creation times of the failures sampled for RQ1-2. We attribute each issue to the nearest previous ONNX release.

4.3 Theme 2: Prospective Failure Analysis

To answer **RQ4**, we measure the current failure rate and symptoms (Table 4) of these ONNX converters. Figure 5 illustrates our evaluation process. We convert two types of models to capture both expected and improbable input: real-world DL models from Jiang *et al.*'s HFTorrent dataset [15], and synthetic models generated systematically [42]. We convert each model with its respective converter. The conversion may fail (*e.g.*, crash). If the converted model loads in the ONNX RunTime, we use differential testing [56] to measure conversion quality.

4.3.1 Models to Convert. Real Models: This dataset contains 63,182 pre-trained models collected from the HuggingFace Model Zoo [15]. This is the largest available set of real-world DL models. We identified 1,761 models with both PyTorch and TensorFlow versions, allowing comparison between the two converters. These models represent 112 distinct full architectures (58 backbones).

Synthetic Models: We systematically generated synthetic DNNs for conversion, using the NNSmith tool [42]. NNSmith generates random valid TensorFlow and PyTorch DNNs that use operators supported by ONNX. We added a parameter to NNSmith to generate DNNs of a given size (# nodes). We then systematically generated DNNs containing between 15-100 nodes in increments of 5. For each node count, we generated DNNs until two conditions were met: (1) All NNSmith-supported operators appeared at least once in the family; and (2) ≥ 100 distinct models were created.

In initial tests, we found the resulting models were often convertible yet unsupported by ONNX RunTime (Table 8). We therefore added constraints to the NNSmith synthesizer, addressing the common forms of ONNX RunTime errors for the `torch.onnx` converter. Specifically, we removed 11 operators (out of 56 for `tf2onnx`, and 71 for `torch.onnx`) and confined the tensor data type to `float32`.

4.3.2 Model Conversion and Testing. Figure 5 shows the steps. For each model, we attempt to convert it to ONNX using its respective converter.² If conversion succeeds, we load it into the ONNX RunTime. If loading succeeds, we perform inference on both the original model (using PyTorch or TensorFlow) and the converted model (using the ONNX RunTime). For *real* models, we use the inputs provided by the model owners to test the model ("dummy inputs"). For *synthetic* models, we use 100 randomly generated inputs. In both cases, to measure model misbehavior we used the distance measure and threshold from HuggingFace: between inference result tensors, a max absolute element-wise difference $< 10^{-3}$ [57].

²For the real models, we used the HuggingFace converter. This converter performs some preprocessing and then invokes `torch.onnx` or `tf2onnx`. For synthetic models, we invoked the respective converters directly.

Table 3: Adapted taxonomy of failure causes [17]. *Emphasis* and ~~Strikeout~~ indicate wording changed or deleted, respectively. All other text is unchanged. We added the Testing category to the taxonomy. Several categories from the taxonomy were too rare to include in our context, and were lumped under “Other”. These were: Concurrency (0 instances), Incorrect numerical computation (1), Documentation (3), and Typos (3). Bolded indicates additional wording.

Cause		Definition
Incompatibility	Internal	There are API compatibility issues within a <i>model converter</i> caused by API evolution
	External	There are API compatibility issues between a <i>model converter</i> and third-party libraries (e.g., ONNX, TensorFlow, ONNX RunTime).
Type Problem	Node	A <i>model converter</i> works on a computational graph, where nodes represent the atomic DL operators (such as convolution and pooling) and edges represent the tensors. Each node takes zero or more tensors as input and produces a tensor as output.
Tensor Shape Problem		<i>This cause covers, broadly, the shape of input and output tensors a node can have. These occur during shape matching, shape transformation, shape inference, layout transformation, etc.</i>
Incorrect Code Logic Algorithmic Error	Optimization	There is an issue with optimizations that occur in the model converter, such as incorrect fusing or dead-code elimination
	<i>Tracing</i>	There is an issue with the tracing of DL models. This occurs in frameworks that use dynamic models. Dynamic models need to be “traced” to find the nodes in the computational graph prior to the conversion.
	Non-optim. code logic	This subcategory of bugs occurs at the other components except for DL compiler optimizations.
Testing		This class contains issues related to software tests such as unit tests. This covers “flaky” tests, missing tests, broken tests, or the addition of new tests.

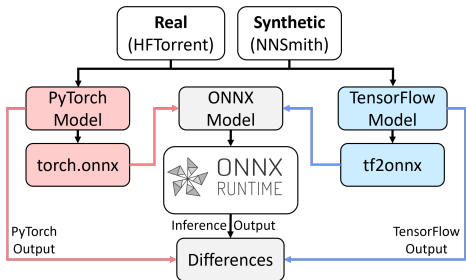


Figure 5: Conversion test. Models are converted using tf2onnx or torch.onnx as appropriate. If conversion succeeds, differences are measured between original and converted model.

5 RESULTS AND ANALYSIS

5.1 RQ1: The Characteristics of Failures

Finding 1: *Crash* (56%) and *Wrong Model* (33%) are the most common symptoms. The distribution follows Shen *et al.* [17].

Finding 2: The most common failure causes are *Incompatibility* and *Type problems*, each making up ~25% of causes.

Finding 3: The majority of failures are located with the *Node Conversion* stage (74%), with a further 10% in the *Graph optimization* stage (mostly from tf2onnx).

5.1.1 Failure Symptoms. The distributions of symptoms for both tf2onnx and PyTorch are similar, presented by Table 4. In both, the most common failure symptoms are *Crash* and *Wrong Model*, comprising over 80% of failures. The *Bad Performance* and *Build*

Failure make up around 4% of failure symptoms. There were no cases of the *Hang* symptom.

Our results show the generalizability of Shen *et al.* [17]. In the last two columns of Table 4, we see the *Crash* and *Wrong Model* symptoms make up the majority of symptoms across both DL converters and DL compiler front-ends. We note: (1) This finding lends empirical support to our comparison between model converters and DL compilers in §3.1; and (2) The *Wrong Model* and *Crash* symptoms are therefore characteristic of interoperability in this context, regardless of implementation.

Table 4: Distribution of symptoms. TF: tf2onnx. PT: torch.onnx. DL Comp.: Symptoms of DL compiler failures in compiler front-ends, per Shen *et al.* [17]. Percentages are rounded.

Symptom	TF	PT	Total	DL Comp. [17]
Crash	50	62	112 (56%)	226 (63%)
Wrong Model	35	30	65 (33%)	100 (28%)
Build Failure	3	2	5 (3%)	3 (1%)
Bad Performance	2	1	3 (2%)	6 (2%)
Hang	0	0	0 (0%)	4 (1%)
Unreported	10	5	15 (8%)	20 (6%)
<i>Total</i>	<i>100</i>	<i>100</i>	<i>200 (100%)</i>	<i>359 (100%)</i>

5.1.2 Failure Causes. Table 5 presents the distribution of failure causes. The most common failure causes are the *Incompatibility* and *Type Problem*, with more than 50% of failures exhibiting these causes for both converters. *Shape Problems* and *Algorithmic Errors*

each contribute 20% of cases. The *Concurrency*, *Incorrect Numerical Computation*, and *Documentation* causes never occurred.

The *Algorithmic Error* causes do not occur equally in the two converters. The `tf2onnx` has three times as many as the `torch.onnx`. The disparity in *Algorithmic Errors* varies by the subclass, with the majority in `torch.onnx` being related to the loading of models namely tracing – example: *trace not working on autocast*. Whereas for `tf2onnx` the majority are related to optimizations, examples: *incorrect reshape*, and *incorrect folding*.

Converter failure causes are dissimilar to those of DL compiler front-ends per Shen *et al.* [17]). Though the *Type Problem* cause occurs at roughly the same rate – 27% of the time for converters and 20% for DL compilers – the sub-type differs with *Node* being prominent in converters and *Tensor* in DL compilers. The *Algorithmic Errors* cause (called *Incorrect Code Logic* by Shen *et al.*), is prominent in DL compilers, whereas *Incompatibility* is prominent in converters. This indicates that though both may belong to the same *software-class* the failure causes are not shared.

Table 5: Distribution of causes in `tf2onnx` and `torch.onnx`. Notable aspects are bolded and discussed in the text. The top-5 causes in terms of frequency are shown, with the rest binned under *Others* category. The *Others* category contains: *Concurrency*, *Documentation*, *Incorrect Numerical Computation*, *Misconfiguration*, *Testing*, *Incorrect Exception Handling*, *Typos*, and *Incorrect Assignment* (each has < 3% representation). The final column shows the cause distribution from Shen *et al.* [17]. Note the larger proportion of *Incompatibility* failures in DL model converters (first row).

Causes		TF	PT	Total	[17]
Incompatibility	External	23	32	55 (28%)	16 (4%)
	Internal	2	0	2 (1%)	5 (1%)
	Resource	0	0	0 (0%)	4 (1%)
Type Problem	Node	21	25	46 (23%)	13 (4%)
	Conventional	3	2	5 (3%)	20 (6%)
	Tensor	1	2	3 (2%)	42 (12%)
Algorithmic Error		18	6	24 (12%)	59 (16%)
Shape Problem		9	12	21 (11%)	67 (19%)
API Misuse		6	6	12 (6%)	35 (10%)
Others		17	15	32 (16%)	98 (27%)
<i>Total</i>		<i>100</i>	<i>100</i>	<i>200 (100%)</i>	<i>359 (100%)</i>

5.1.3 Failure Locations. The distribution of failure locations are similar for `tf2onnx` and `torch.onnx`. See Table 6.

The most common location of failures is the *Node Conversion* stage: 148/200 failures occur in this stage, with a similar proportion in `tf2onnx` (70%) and `torch.onnx` (78%). The *Graph Optimization* stage is the second most common location of failures, with 19 in total. The distribution of failures in this stage differs between converters, with `tf2onnx` having approximately three times more.

Table 6: Failure locations. The majority of failures are relegated to the *Node Conversion* stage. `tf2onnx` and `torch.onnx` failure are largely located within the *Node Conversion* and *Graph Optimization* stages. `tf2onnx` failure in the *Graph Optimization* stage more often than `torch.onnx`.

Location	TF	PT	Total
Load Model	5	6	11 (7%)
Node Conversion	70	78	148 (74%)
Graph Optimization	14	5	19 (10%)
Protobuf	1	0	1 (1%)
Validation	0	3	3 (2%)
(Not Distinguishable)	10	8	18 (9%)
<i>Total</i>	<i>100</i>	<i>100</i>	<i>200 (100%)</i>

5.2 RQ2: Relation of Failure Characteristics

Finding 4: Crashes are largely due to *Incompatibilities* and *Type Problems*

Finding 5: *Wrong Models* are largely due to *Type Problems*. The `tf2onnx` converter also produces wrong models due to algorithmic errors in the graph optimization component.

Table 7 contains the joint distribution (co-occurrence) of failure causes and symptoms. In both converters, the most common failure symptoms are *Crash* and *Wrong Model*. *Crash* symptoms have diverse causes with 80% represented by *Incompatibilities* (42%), *Type Problems* (20%), *API Misuse* (10%) and *Shape Problems* (8%). *Wrong Models* are attributable to *Type Problems* (50%), *Algorithmic Errors* (20%) and *Shape Problems* (17%).

We see one notable difference between converters. In `tf2onnx`, *Algorithmic Errors* are more common, primarily yielding *Wrong Models*. Integrating with sections 5.1.2 and 5.1.3, these *Algorithmic Errors* are largely located in the *Graph Optimization*.

5.3 RQ3: Failures and ONNX Updates

Finding 6: There is a weak positive correlation between the number of changes to the ONNX specification and the number of failures measured following the change. (Spearman’s $\rho = 0.36$).

As discussed in §4.2.3, we measure the size of changes to ONNX using the ONNX release notes. These sizes are shown in Figure 6a for the 18 ONNX releases. We depict the hypothesized correlation between ONNX releases and model converter failures in Figure 6.

Qualitative Evaluation: Qualitatively, the hypothesis suggests that after large ONNX releases (spikes in Figure 6a) there would be corresponding increase in failures in Figure 6b, either in total or in the *Incompatibility* and *Type* subset. We observe no discernible increase in the number of failures following an ONNX update.

Hypothesis Test: Quantitatively, we measure the Spearman correlation, ρ , between the number of changes in an ONNX release and the failures measured between its release and the next. The Spearman correlation is a commonly-used and robust metric for measuring a monotonic relationship between two variables [61].

Table 7: Joint Distribution of Causes and Symptoms. We bold notable occurrences and drop the *Concurrency* and *Documentation* rows because they contain all zeros. The majority of *Crashes* are as result *Incompatibilities* and *Type Problems*. *Algorithmic Errors* that result in *Wrong Models* occur more often in *tf2onnx*. The top-5 causes in terms of frequency are shown, with the rest being binned in the *Others* category. The *Others* category contains: *Concurrency*, *Documentation*, *Incorrect Numerical Computation*, *Misconfiguration*, *Testing*, *Incorrect Exception Handling*, *Typos*, and *Incorrect Assignment*.

Causes	Symptoms		Crash		Wrong Model		Bad Performance		Build Failure		Unreported		Total	
	TF	PT	TF	PT	TF	PT	TF	PT	TF	PT	TF	PT	TF	PT
Incompatibility	19	28	4	3	0	0	0	0	2	1	25	32		
Type Problem	8	14	17	13	0	1	0	0	0	1	25	29		
Algorithmic Error	4	3	10	3	2	0	0	0	2	0	18	6		
Shape Problem	5	4	4	7	0	0	0	0	0	1	9	12		
API Misuse	6	5	0	1	0	0	0	0	0	0	6	6		
Others	8	8	0	3	0	0	3	3	6	2	17	15		
Total	50	62	35	30	2	1	3	2	10	5	100	100		

For this calculation, we ignore the first release (converters may not be stable yet) and the most recent release (not enough data). We also combine the changes and failure data for releases 2–7 because they are too close together: releases 2–5 were released on the same date and 6–7 were released less than 1 month apart.

Our data suggest a weak positive correlation ($\rho = 0.34$) between the number of changes in an ONNX release and the total number of failures attributed to that release. When considering only *Incompatibility* and *Type Problems* (the most likely types of failures after an update), they too are weakly positively correlated with $\rho = 0.33$.

5.4 RQ4: Failures on Real and Systematically Generated Models

Finding 7: Real models convert well: converter crashes and incorrect behavior affected only ~5% of models.

Finding 8: Constraining the synthetic model generation substantially reduced the generation of models with expected incompatibilities, from 2,985 to 1,017.

Finding 9: Synthetic models reveal incorrect model behavior more often than Real models, with 822/7,192 (~25%) of synthetic models exhibiting this compared to 20/3,522 real models (~1%).

As discussed in §4.3, we test the *tf2onnx* and *torch.onnx* model converters using both real and synthetic models. Recall that we generated synthetic models in two ways: constrained only for the frameworks (default *NNSmith*), and with additional constraints for limitations of the ONNX RunTime. Table 8 shows the results following the outline given in Figure 5.

5.4.1 Results for Real Models. Real models exhibited few converter failures and little incorrect model behavior. Most issues occurred within the *HuggingFace*-specific converter. Converter failures occurred for only 85/3,522 models (~2%). Once models reached *torch.onnx* and *tf2onnx*, over 90% could be converted and exhibited equivalent behavior in the ONNX RunTime.

We note that the dataset of real models we used included many sharing the same architecture and differing only in weights (e.g., different checkpoints of the same model). We were surprised to observe that the different weights alone were enough to produce

different behaviors in our evaluation. For example, in *tf2onnx*, various checkpoints of the *t5* model had 65 *HuggingFace* conversion errors, 56 unsuccessful *tf2onnx* conversions, 1 unsuccessful ONNX RunTime load, 0 incorrect outputs, and 183 successes. We could not find an explanation for this instability.

5.4.2 Results for Synthetic Models. As described in §4.3, we systematically generated models using the *NNSmith* tool, with and without constraining for the ONNX RunTime. Results varied substantially.

Difficulties in Converting and Loading: Unconstrained models exhibit difficulties when converting to ONNX and when loading the converted model to the ONNX RunTime. We find that *Unsuccessful Conversions* occur 190 times, entirely for *unconstrained* synthetic models using the *torch.onnx* converter. The 190 crashes correspond to 2 unique crashes, both of which involve “no complex type support” [62]. Of the unconstrained synthetic models that successfully convert (3,410) only 615 successfully load into ONNX RunTime. We observed 8 unique ONNX RunTime errors. One is similar to type mismatch errors in [47]. We could not identify open GitHub issues corresponding to the others.

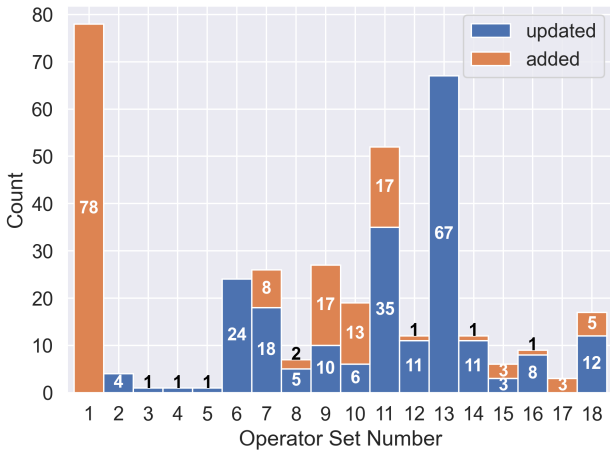
We found that these difficulties were mitigated by constraining the model generation process to account for ONNX RunTime issues. These constraints reduced instances of *Unsuccessful ORT loading* from 1,574 to 1,006 for *tf2onnx* and from 1,221 to 11 for *torch.onnx*. This indicates that constraining model generators enables end-to-end testing of DL model converters (cf. §6.3). We developed the constraints based on ONNX RunTime failures after the *torch.onnx* converter; these were apparently inadequate for the *tf2onnx* and bear further study.

Behavioral Differences: We observed a large fraction of behavioral differences (incorrect output) with synthetic models. Compared to real models, which had 20 instances, synthetic models had 822 instances where the inference results exceeded the threshold from §4.3.2. Almost all of these instances were observed only for the constrained synthetic models. The majority of these instances were observed in the *torch.onnx* converter.

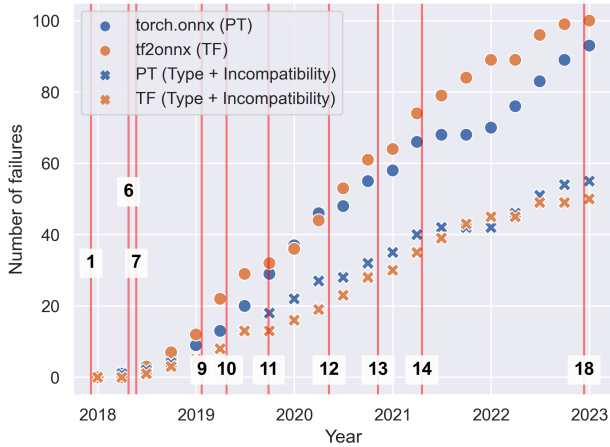
5.4.3 Comparison to Retrospective Failures (§5.1). Compared to our retrospective analysis, this prospective analysis provides a distinctly

Table 8: Results of conversion testing. For real models, conversion may fail in the HuggingFace wrapper. Both kinds of models may fail in the DL model converter, or when the result is loaded into the ONNX RunTime (ORT). *Incorrect Outputs* are when any ORT inference result exceeds the allowed distance of 10^{-3} . Real models rarely fail. Synthetic models often fail.

Outcome	tf2onnx			torch.onnx		
	Real	Synthetic	Synthetic Constrained	Real	Synthetic	Synthetic Constrained
<i>Start: Number of models</i>	1,761	1,800	1,800	1,761	1,800	1,792
Unsuccessful Conversion (HF error)	456	N/A	N/A	342	N/A	N/A
Unsuccessful Conversion	65	0	0	20	190	0
Unsuccessful ORT loading	19	1,574	1,006	27	1,221	11
Incorrect Output	9	37	31	11	94	660
Successful	1,212	189	763	1,361	295	1,121



(a) Changes in ONNX operators by ONNX version [58–60]. Operator additions and updates are both common.



(b) Cumulative number of *Incompatibility* and *Type Problem* failures for torch.onnx and tf2onnx converters. Points represent cumulative failures by calendar-year quarter. Changes between points are how many issues from our sample were opened during that time period. Vertical lines indicate ONNX operator set releases, omitting releases with < 5 changes.

Figure 6: The size of ONNX changes has a weak positive correlation with frequency of converter failures.

different view of the distribution failure symptoms. Combining real and synthetic model results, we find that only 3 % of tested models crashed at the converter (low likelihood), while 8% exhibited incorrect output (higher likelihood). In comparison, in our retrospective analysis, crashes make up ~56% of issues analyzed and incorrect behavior is ~33% (§5.1). Retrospective analysis captures the criticality of failures, but not their likelihood.

6 DISCUSSION AND FUTURE WORK

We discuss findings, noting Open Questions (OQ) for future work.

6.1 Integrating Our Results: Risks of Converters

Our goal was to characterize the risks of using DL model converters. This requires understanding failures, both how they manifest and with what frequency. $Risk = Failure\ criticality \times Likelihood$ [63].

Failure Criticality: We analyzed past failures (sections 5.1 and 5.2) and found that the most commonly reported failure modes are crashes (56%) and incorrect model generation (33%). These account for ~90% of reported failures in our sample. Crashes are easy to detect and thus less critical, although they can be disruptive. Incorrect model generation is difficult to detect and may compromise the model behavior, and thus we view them as more critical.

Failure Likelihood: As reported in §5.4, we found that ~3% of models led to converter crashes, and ~8% of models were affected by incorrect model behavior. The likelihood of crashes was comparable whether using real or synthetic models, while the likelihood of incorrect output was notably higher for synthetic models.

Summary: DL model converters promote interoperability between diverse frameworks and runtimes, reducing engineering costs. Analyzing past data, we see two failure modes: crashes (low criticality) and incorrect models (high criticality). Both failure modes continue to manifest in the latest versions of the converters at an appreciable rate. Engineers should thus be cautious when using DL model converters. Risks are higher after changes to the ONNX specification.

6.2 Comparison to Prior Studies

6.2.1 Model Converters. Openja *et al.* evaluated DL model converters by converting 5 models [8]. They evaluated model conversion to the ONNX and CoreML formats. For ONNX they use the torch.onnx and tf2onnx converters. We extend their findings in two directions.

First, we conducted a retrospective failure analysis (§4.2). Second, we converted models systematically (§4.3). We considered both realistic and synthetic models. For realistic models, rather than picking 5 real-world models, we used 1,605 models from a large model corpus. For synthetic models, we adapted a DL model generation tool to conduct a bounded systematic exploration of converter behaviors. We omitted measurements of model size, adversarial robustness, and prediction accuracy, to focus instead on measuring the common failure modes identified in our retrospective failure analysis. We can therefore report on the risks of DL model converters: both the criticality and the likelihood of failures.

6.2.2 DL Compilers. Shen *et al.* studied failures in DL compilers [17], including the components that load models from DL frameworks and from common intermediary formats such as ONNX. Many of their results generalized to DL model converters: (1) we were able to adapt their taxonomies of failure symptoms and causes to DL model converters (Tables 2 and 3); and (2) as shown in Table 4, we found a similar distribution of failure symptoms for DL model converters. However, the causes of failures between the two contexts differed: as noted in §5.1.2, *Incompatibilities* were more common in DL model converters, while *Algorithmic Errors* were more common in DL compilers.

This causal asymmetry may be attributable to differences in the requirements of DL model converters and DL compilers. The purpose of DL model converters is *interoperability* (§2.1), making compatibility failures a focus and reducing the need for optimizations. Hardware-specific optimizations are left to the consumer of the model. Conversely, DL compilers must provide both compatibility and hardware-specific optimizations.

6.3 DL Model Converter Testing

- OQ1:** How can we better test DL model converters?
OQ2: How much error is tolerable as a result of conversion?

DL model converters need better testing techniques for behavioral changes. This critical failure mode occurred in $\sim 1/3$ of historical failures (§5.1) and affected 8% of the models we tested (§5.4).

We inspected the test suites of the `tf2onnx` and `torch.onnx` converters to understand current testing techniques. These suites contain unit tests for individual operators and performance optimizations. They also perform full model conversion tests similar to our methodology for RQ4 (§4.3). However, these tests use few large real models and no large synthetic models.

Given our success in identifying converter misbehavior in §5.4, in the short term we recommend that DL model converters conduct more full conversion tests, *e.g.*, leveraging datasets of pre-trained models [15, 64] and synthetic model generation. Improving fault localization and unit testing techniques may help but they are limited in numerical domains such as DL [65].

Full model conversion tests carry with them the need to assess the outcome: is the converted model acceptable, and how much error is tolerable [41, 57]? Engineers currently use one distance measure with a fixed threshold derived from experience (§4.3.2). Empirical and theoretical examination of this question would benefit DL model converter testing.

6.4 Supporting DL Model Conv. Engineering

- OQ3:** What tools would reduce failures in current converters?
OQ4: Is a small stable operator set a viable alternative?

In the current design of the ONNX specification, the ONNX operator set evolves to keep pace with changes in DL frameworks (Figure 6a, *e.g.*, [66]). We found these changes to be correlated, weakly, with converter errors (§5.3). Error rates may be reduced by novel data and tools. For examples: (1) Understanding operator popularity could focus validation efforts; and (2) A domain-specific language could generate converter code automatically.

As a design alternative, we suggest exploring a small stable operator set. This approach differs from ONNX in that it would express all higher-order operators as the composition of primitive ones. A similar approach has been applied in other interoperability contexts, *e.g.*, the JVM bytecode [67] and the RISC architecture [68]. This design introduces a (perhaps formally measurable) conversion error penalty. It trades off translation complexity for a stable intermediate representation that reduces coupling.

6.5 From Bug Studies to Risk Analyses?

- OQ5:** Should the research community redefine the “bug study”?

The purpose of software failure analysis research (“bug study”) is to understand the ways in which a given class of software fails [35]. The resulting knowledge informs engineers making decisions about designs or dependencies, and helps researchers identify trouble areas for further study. Prior work assesses failure criticality through taxonomies and impact analysis. However, it tends not to assess the likelihood of a failure. We innovate by combining a bug study (Theme 1) with an estimate of current failure presence (Theme 2), so that we may characterize the *risks* of DL model converters (§6.1). We wonder whether this risk-based approach to failure analysis yields more actionable information for engineers and researchers.

7 THREATS TO VALIDITY

Construct: We mitigated definitional concerns for RQ1-2 by adapting existing taxonomies in our failure analysis. We defined failures consistently with other works (GitHub issues closed with a repair), albeit ignoring other means of failure discovery [69]. In answering RQ3, we measured ONNX release size as # changed operators, and assume related failures are reported soon after a release. In answering RQ4, we conservatively defined failure in terms of clear misbehaviors — when ONNX converter output is incompatible with ONNX runtime, or the model’s behavior changes. This may mask some “Crash” failures in the ONNX converter. In addition, different measures of behavioral difference are possible, such as the L1- or L2- distance. We used the measure recommended by HuggingFace.

Internal: Our failure characterization (RQ1-2) was performed manually. We mitigated subjectivity via interrater agreement, on a pilot sample and a subsequent tranche during the full analysis (§4.2.2).

External: We examined two DL model converters for one interoperability framework (ONNX). Results may not extend to other model converters or other interoperability contexts. However, results were similar across the two converters, shedding light on

generalizability: the studied converters cover both common modeling approaches (static vs dynamic graphs), and both have two different kinds of owners (framework team vs. ONNX team) (§4.1).

8 CONCLUSION

The deep learning (DL) software ecosystem is expanding. DL model converters play a crucial role in providing interoperability between DL frameworks, registries, and runtimes. Understanding the nature of failures in DL model converters enables engineers to make informed decisions when relying on them. We conducted the first failure analysis of DL model converters, considering the PyTorch and TensorFlow converters for the popular ONNX intermediate representation. We studied ONNX model converter failures retrospectively, via failure analysis, and prospectively, via testing converters using pre-trained and randomly generated models. This methodological combination measures both criticality and likelihood of failures, allowing us to discuss the risks of converters. In previously-reported failures, the criticality of failures is high: users reported incorrect model behaviors in one-third of cases. Prospectively, in current implementations the likelihood of encountering a failure is moderate: models crash or behave incorrectly 11% of the time, usually on synthetic models. We conclude that DL model converters are stable enough to use, but that users should test the converted models carefully, particularly after new releases of or significant updates to the ONNX specification. Our results motivate research in the development and testing of DL interoperability software.

REFERENCES

- [1] S. Grigorescu, B. Trasnea, T. Cocias, and G. Macesanu, "A survey of deep learning techniques for autonomous driving," *Journal of Field Robotics*, vol. 37, no. 3, p. 362–386, 2020.
- [2] M. Kim, J. Yun, Y. Cho, K. Shin, R. Jang, H.-j. Bae, and N. Kim, "Deep learning in medical imaging," *Neurospine*, vol. 16, p. 657–668, Dec 2019.
- [3] S. Amershi, A. Begel, C. Bird, R. DeLine, and H. Gall, "Software Engineering for Machine Learning: A Case Study," in *International Conference on Software Engineering: Software Engineering in Practice (ICSE-SEIP)*, 2019.
- [4] X. Han, Z. Zhang, N. Ding, Y. Gu, X. Liu, Y. Huo, J. Qiu, Y. Yao, A. Zhang, L. Zhang, W. Han, M. Huang, Q. Jin, Y. Lan, Y. Liu, Z. Liu, Z. Lu, X. Qiu, R. Song, J. Tang, J.-R. Wen, J. Yuan, W. X. Zhao, and J. Zhu, "Pre-trained models: Past, present and future," *AI Open*, vol. 2, pp. 225–250, 2021.
- [5] A. Paszke, S. Gross, F. Massa, A. Lerer, J. Bradbury, G. Chanan, T. Killeen, Z. Lin, N. Gimelshein, L. Antiga, et al., "Pytorch: An imperative style, high-performance deep learning library," *Advances in neural information processing systems*, vol. 32, 2019.
- [6] H. Face, "Hugging Face – The AI community building the future." <https://huggingface.co/>, 2021.
- [7] T. Chen, T. Moreau, Z. Jiang, L. Zheng, E. Yan, M. Cowan, H. Shen, L. Wang, Y. Hu, L. Ceze, et al., "Tvm: An automated end-to-end optimizing compiler for deep learning," *arXiv preprint arXiv:1802.04799*, 2018.
- [8] M. Openja, A. Nikanjam, A. H. Yahmed, F. Khomh, Z. Ming, and Jiang, "An Empirical Study of Challenges in Converting Deep Learning Models," *IEEE Transactions on Software Engineering*, June 2022.
- [9] J. Chen, Y. Liang, Q. Shen, and J. Jiang, "Toward Understanding Deep Learning Framework Bugs," Mar. 2022.
- [10] G. Long and T. Chen, "On reporting performance and accuracy bugs for deep learning frameworks: An exploratory study from github," *IEEE Transactions on Software Engineering*, Apr 2022.
- [11] M. J. Islam, G. Nguyen, R. Pan, and H. Rajan, "A comprehensive study on deep learning bug characteristics," in *Proceedings of the 2019 27th ACM Joint Meeting on European Software Engineering Conference and Symposium on the Foundations of Software Engineering*, pp. 510–520, 2019.
- [12] H. V. Pham, S. Qian, J. Wang, T. Lutellier, J. Rosenthal, L. Tan, Y. Yu, and N. Nagapan, "Problems and Opportunities in Training Deep Learning Software Systems: An Analysis of Variance," in *International Conference on Automated Software Engineering (ASE)*, pp. 771–783, 2020.
- [13] X. Tan, K. Gao, M. Zhou, and L. Zhang, "An exploratory study of deep learning supply chain," in *International Conference on Software Engineering (ICSE)*, (Pittsburgh Pennsylvania), 2022.
- [14] W. Jiang, N. Synovic, and R. Sethi, "An Empirical Study of Artifacts and Security Risks in the Pre-trained Model Supply Chain," *Proceedings of the 2022 ACM Workshop on Software Supply Chain Offensive Research and Ecosystem Defenses (SCORED '22)*, p. 10, 2022.
- [15] W. Jiang, N. Synovic, M. Hyatt, T. R. Schorlemmer, R. Sethi, Y.-H. Lu, G. K. Thiruvathukal, and J. C. Davis, "An empirical study of pre-trained model reuse in the hugging face deep learning model registry," in *Proceedings of the 45th International Conference on Software Engineering (ICSE'23)*, 2023.
- [16] D. Montes, P. Peerapatanapokin, J. Schultz, C. Guo, W. Jiang, and J. C. Davis, "Discrepancies among pre-trained deep neural networks: a new threat to model zoo reliability," in *Proceedings of the 30th ACM Joint European Software Engineering Conference and Symposium on the Foundations of Software Engineering*, ESEC/FSE 2022, (New York, NY, USA), pp. 1605–1609, Association for Computing Machinery, Nov. 2022.
- [17] Q. Shen, H. Ma, J. Chen, Y. Tian, S.-C. Cheung, and X. Chen, "A comprehensive study of deep learning compiler bugs," in *Proceedings of the 29th ACM Joint Meeting on European Software Engineering Conference and Symposium on the Foundations of Software Engineering*, (Athens Greece), pp. 968–980, ACM, Aug. 2021.
- [18] Q. Guo, S. Chen, X. Xie, L. Ma, Q. Hu, H. Liu, Y. Liu, J. Zhao, and X. Li, "An empirical study towards characterizing deep learning development and deployment across different frameworks and platforms," in *IEEE/ACM International Conference on Automated Software Engineering (ASE)*, pp. 810–822, IEEE, 2019.
- [19] "ISO/IEC/IEEE International Standard - Systems and software engineering–Vocabulary," *ISO/IEC/IEEE 24765:2017(E)*, pp. 1–541, 2017.
- [20] P. H. D. Valle, L. Garcés, and E. Y. Nakagawa, "A typology of architectural strategies for interoperability," in *Proceedings of the XIII Brazilian Symposium on Software Components, Architectures, and Reuse - SBCARS '19*, (Salvador, Brazil), p. 3–12, ACM Press, 2019.
- [21] G. Wiederhold, "Mediation in information systems," *ACM CSUR*, vol. 27, p. 265–267, Jun 1995.
- [22] E. Gamma, R. Johnson, R. Helm, R. E. Johnson, and J. Vlissides, *Design patterns: elements of reusable object-oriented software*. Pearson Deutschland GmbH, 1995.
- [23] P. Wegner, "Interoperability," *ACM CSUR*, vol. 28, p. 285–287, Mar 1996.
- [24] "ONNX | Home." <https://onnx.ai/>, 2019.
- [25] Y. Liu, C. Chen, R. Zhang, T. Qin, X. Ji, H. Lin, and M. Yang, "Enhancing the interoperability between deep learning frameworks by model conversion," in *Proceedings of the 28th ACM Joint Meeting on ESEC/FSE*, (Virtual Event USA), p. 1320–1330, ACM, Nov 2020.
- [26] L. S. Vailshery, "Most used libraries and frameworks among developers, worldwide, as of 2022." <https://www.statista.com/statistics/793840/worldwide-developer-survey-most-used-frameworks/>, 2022.
- [27] P. Goyal, P. Dollár, R. Girshick, P. Noordhuis, L. Wesolowski, A. Kyrola, A. Tulloch, Y. Jia, and K. He, "Accurate, Large Minibatch SGD: Training ImageNet in 1 Hour," 2018. <https://arxiv.org/abs/1706.02677>.
- [28] D. Patterson, J. Gonzalez, Q. Le, C. Liang, L.-M. Munguia, D. Rothchild, D. So, M. Texier, and J. Dean, "Carbon Emissions and Large Neural Network Training," 2021.
- [29] M. Li, Y. Liu, X. Liu, Q. Sun, X. You, H. Yang, Z. Luan, L. Gan, G. Yang, and D. Qian, "The deep learning compiler: A comprehensive survey," *IEEE Transactions on Parallel and Distributed Systems*, vol. 32, no. 3, pp. 708–727, 2020.
- [30] "TensorRT Developer Documentation" <https://docs.nvidia.com/deeplearning/tensorrt/developer-guide/index.html#overview>.
- [31] OpenVINO, "Openvino documentation." <https://docs.openvino.ai/latest/home.html>, 2021.
- [32] H. Petroski, *Design paradigms: Case histories of error and judgment in engineering*. Cambridge University Press, 1994.
- [33] D. Anandayavaraj and J. C. Davis, "Reflecting on Recurring Failures in IoT Development," in *Automated Software Engineering: New Ideas and Emerging Results (ASE-NIER)*, p. 6, 2022.
- [34] L. Tan, C. Liu, Z. Li, X. Wang, Y. Zhou, and C. Zhai, "Bug characteristics in open source software," *Empirical Software Engineering*, vol. 19, pp. 1665–1705, Dec. 2014.
- [35] P. Amusuo, A. Sharma, S. R. Rao, A. Vincent, and J. C. Davis, "Reflections on software failure analysis," in *ACM Joint European Software Engineering Conference and Symposium on the Foundations of Software Engineering – Ideas, Visions, and Reflections track (ESEC/FSE-IVR)*, 2022.
- [36] M. Injadat, A. Moubayed, A. B. Nassif, and A. Shami, "Machine learning towards intelligent systems: applications, challenges, and opportunities," *Artificial Intelligence Review*, 2021.
- [37] Z. Wang, K. Liu, J. Li, Y. Zhu, and Y. Zhang, "Various Frameworks and Libraries of Machine Learning and Deep Learning: A Survey," *Archives of Computational Methods in Engineering*, Feb. 2019.
- [38] Y. Zhang, Y. Chen, S.-C. Cheung, Y. Xiong, and L. Zhang, "An empirical study on TensorFlow program bugs," in *Proceedings of the 27th ACM SIGSOFT International Symposium on Software Testing and Analysis*, (Amsterdam Netherlands), pp. 129–140, ACM, July 2018.

- [39] T. Zhang, C. Gao, L. Ma, M. Lyu, and M. Kim, "An Empirical Study of Common Challenges in Developing Deep Learning Applications," in *International Symposium on Software Reliability Engineering (ISSRE)*, 2019.
- [40] R. Zhang, W. Xiao, H. Zhang, Y. Liu, H. Lin, and M. Yang, "An empirical study on program failures of deep learning jobs," in *Proceedings of the ACM/IEEE 42nd International Conference on Software Engineering*, (Seoul South Korea), pp. 1159–1170, ACM, June 2020.
- [41] W. Jiang, V. Banna, N. Vivek, A. Goel, N. Synovic, G. K. Thiruvathukal, and J. C. Davis, "Challenges and practices of deep learning model reengineering: A case study on computer vision," *arXiv*, 2023. <https://arxiv.org/abs/2303.07476>.
- [42] J. Liu, J. Lin, F. Ruffy, C. Tan, J. Li, A. Panda, and L. Zhang, "Nnsmith: Generating diverse and valid test cases for deep learning compilers," in *Proceedings of the 28th ACM International Conference on Architectural Support for Programming Languages and Operating Systems, Volume 2*, pp. 530–543, 2023.
- [43] D. Xiao, Z. Liu, Y. Yuan, Q. Pang, and S. Wang, "Metamorphic testing of deep learning compilers," *Proceedings of the ACM on Measurement and Analysis of Computing Systems*, vol. 6, p. 1–28, Feb 2022.
- [44] ONNX, "Open Neural Network Exchange Intermediate Representation (ONNX IR) Specification ." <https://github.com/onnx/onnx/blob/ee7d2cdfa34b8b3c7e0b68b70daf72aaa48c23ac/docs/IR.md>, Dec 2022.
- [45] A. Shridhar, P. Tomson, and M. Innes, "Interoperating deep learning models with onnx.jl," in *Proceedings of the JuliaCon Conferences*, vol. 1, p. 59, 2020.
- [46] YsYusaito, "Inference result is different between pytorch and onnx model." <https://github.com/pytorch/pytorch/issues/74732>, 2022.
- [47] vbogach, "[onnx] scripted reshape incorrect if shape is dynamically calculated." <https://github.com/pytorch/pytorch/issues/78721>, 2022.
- [48] "Protocol buffers documentation," *Protocol Buffers Documentation*.
- [49] R. B. Johnson and A. J. Onwuegbuzie, "Mixed Methods Research: A Research Paradigm Whose Time Has Come," *Educational Researcher*, 2004.
- [50] J. C. Davis, L. G. Michael IV, C. A. Coghlan, F. Servant, and D. Lee, "Why aren't regular expressions a lingua franca? an empirical study on the re-use and portability of regular expressions," in *Proceedings of the 2019 27th ACM Joint Meeting on ESEC/FSE*, (Tallinn Estonia), p. 443–454, ACM, Aug 2019.
- [51] M. Hattori, S. Sawada, S. Hamaji, M. Sakai, and S. Shimizu, "Semi-static type, shape, and symbolic shape inference for dynamic computation graphs," in *Proceedings of the 4th ACM SIGPLAN International Workshop on Machine Learning and Programming Languages*, pp. 11–19, 2020.
- [52] A. G. Baydin, B. A. Pearlmutter, A. A. Radul, and J. M. Siskind, "Automatic differentiation in machine learning: a survey," *Journal of machine learning research*, vol. 18, no. 1, pp. 5595–5637, 2018.
- [53] J. Cohen, "A coefficient of agreement for nominal scales," *Educational and psychological measurement*, vol. 20, no. 1, pp. 37–46, 1960.
- [54] M. L. McHugh, "Interrater reliability: the kappa statistic," *Biochemia medica*, vol. 22, no. 3, pp. 276–282, 2012.
- [55] I. Sommerville, *Software engineering*, vol. 137035152. Pearson Education, 2015.
- [56] W. M. McKeeman, "Differential testing for software," *Digital Technical Journal*, vol. 10, no. 1, pp. 100–107, 1998.
- [57] H. Face, "Export to onnx." <https://huggingface.co/docs/transformers/serialization#validating-the-model-outputs>, 2023.
- [58] O. N. N. Exchange, "Onnx operators." <https://github.com/onnx/onnx/blob/main/docs/Operators.md>, 2023.
- [59] O. N. N. Exchange, "Onnx versioning." <https://github.com/onnx/onnx/blob/main/docs/Versioning.md>, 2023.
- [60] O. N. N. Exchange, "Onnx releases." <https://github.com/onnx/onnx/releases>, 2023.
- [61] N. Fenton and J. Bieman, *Software Metrics: A Rigorous and Practical Approach, Third Edition*. USA: CRC Press, Inc., 3rd ed., 2014.
- [62] david macleod, "Support complex type in onnx export." <https://github.com/pytorch/pytorch/issues/59246>, 2021.
- [63] International Organization for Standardization, *ISO Guide 73:2009 - Risk management - Vocabulary*. Geneva, Switzerland: ISO, 1st ed., 2009. Accessed on March 28, 2023.
- [64] W. Jiang, N. Synovic, P. Jajal, T. R. Schorlemmer, A. Tewari, B. Pareek, G. K. Thiruvathukal, and J. C. Davis, "Ptmrrent: A dataset for mining open-source pre-trained model packages," *Proceedings of the 20th International Conference on Mining Software Repositories (MSR'23)*, 2023.
- [65] O. Goldreich, *Introduction to Property Testing*. Cambridge University Press, 2017.
- [66] shinh, "[onnx] scatter_add may result in wrong onnx." <https://github.com/pytorch/pytorch/issues/32960>, 2022.
- [67] T. Lindholm, F. Yellin, G. Bracha, and A. Buckley, *The Java virtual machine specification*. Pearson Education, 2014.
- [68] D. A. Patterson and J. L. Hennessy, *Computer organization and design ARM edition: the hardware software interface*. Morgan kaufmann, 2016.
- [69] J. Aranda and G. Venolia, "The secret life of bugs: Going past the errors and omissions in software repositories," in *International Conference on Software Engineering (ICSE)*, 2009.