

Neural spikes as rare events

Siddharth Kackar¹

1 - Department of Physics, Blackett Laboratory, Imperial College London, London, United Kingdom

Abstract

We consider the information transmission problem in neurons and its possible implications for learning in neural networks. Our approach is based on recent developments in statistical physics and complexity science. We use branching process simulations to model neural activity. This would support temporal coding theory as a model for neural coding.

Keywords

Information theory; Neural coding; Information bottleneck; Renormalization group; Branching processes

Introduction

In building a model of the flow of information in the nervous system, we need to understand the relationship between a stimulus and the response it evokes in a single or network of neurons. In addition, we also need to understand how that stimulus is represented or coded in the neuron and how that representation relates to observed behavior. Neural coding is concerned with studying these two aspects of information flow. We want to use our current knowledge of neural coding and information theory to study how the brain perceives the statistical features of the input and encodes them to form representations of our world. Also, we want to study how the brain stores this information in the longer term i.e., how it learns from probabilistic stimuli. Ultimately, we want to contribute toward a unified understanding of perception and learning. This will require the combined efforts of electrophysiologists, molecular biologists, and cognitive scientists and we want to contribute to this problem from a computational/theoretical standpoint.

While much progress has been made in mapping neural correlates of sensory or motor variables, we still need to understand how the microarchitecture of brain circuitry supports cognitive processes underlying thinking, memory, and decision-making. A particularly important challenge is to clarify the operating principles governing how information processing is coordinated over time across large spatial scales. The human brain is far “smarter” than a current generation

supercomputer yet consumes 100,000-fold less space and energy [1]. Neural dynamics have been observed to show a temporal mode of emergence. Long periods of quiescence are followed by sudden bursts of activity [2]. This pattern of activity may be associated with consciousness [3]. Principles from statistical physics and information theory may provide powerful tools for revealing these operating principles.

In recent years, the statistical physics of avalanches – as observed in earthquakes, sandpiles, and forest fires – has been used to explain the dynamics of bursts of neuronal activity observed spontaneously in brain tissue in culture and in vivo [4,5,6]. It is well known that brain dynamics at the neuronal level usually involve intermittent bursts of activity in the form of avalanche-like phenomena spanning a wide range of spatiotemporal scales. However, there is an important knowledge gap in establishing how this intermittent phenomenon underpins higher brain function. Aligning with the theory of critical branching processes, the propagation of these bursts follows a power law with an exponent of $-3/2$ for event sizes, with a branching parameter close to the critical value of 1 [7,8,9]. This has been suggested to optimize information transmission in networks, while preventing runaway network excitation, with such avalanches providing a signature of a multiscale self-organizing process. The precise operating point, near to criticality, used by neural circuits remains a matter of debate. Slice physiology indicates the balance of excitation and inhibition found in vivo seems to favor self-organized criticality [10]. It has also been conjectured that it may be advantageous for brain networks to operate just below criticality [11,12].

However, a crucial unanswered question is how neuronal avalanches affect behavior, particularly cognitive phenomena such as memory and decision-making which we might expect to be driven by internal processes. Altered avalanche dynamics have been implicated in cognitive dysfunction caused by schizophrenia [13]. The emergence of technology for simultaneously monitoring up to tens of thousands of neurons across the brain [14,15] makes it timely, and crucially important, to develop theoretical approaches to make sense of the brain-scale coordination of information processing critical to understanding cognitive function.

Practitioners in the finance industry, where the log-normal distribution occurs frequently, have been working on using Monte Carlo simulations to predict rare events [16]. There is experimental evidence for the log-normal distribution of neural responses [17,18]. Topological vector fields have also been used to model neural activity [19].

Information theory and neural coding

Information theory provides mathematically rigorous tools to quantify the precision of information transmission, setting theoretical limits on maximum information capacity [20]. The three central questions in the field of neural coding are to find out:

- A. What is being encoded? For example, whether the information is encoded in the amplitude of spikes or the change in amplitude?
- B. How is it being encoded? The question of rate vs temporal coding has seen conflicting reports, with conventional studies supporting rate coding as standard [21], but more recent studies report examples of temporal coding [22].
- C. With what precision is it being encoded? What is the degree of variability in the responses?

Neuroscientists have traditionally addressed the first two questions by studying stimulus-response curves and changing the stimulus ensembles and response measures. Error bars were used to assess the variability. Information theory, on the other hand, provides mathematically rigorous tools to quantify the precision of information transmission, setting theoretical limits on maximum information capacity. The approach can be applied to study neural coding in the following ways:

- A. Estimating the maximum information capacity (channel capacity) of a neuron and the actual information transmitted, to quantify efficiency.
- B. Compare the upper bound of information transmitted with that of an optimal linear model, to test for non-linearities and find out how a neuron transforms our data.
- C. Determining the limiting temporal precision of code i.e., the minimal timescale in which information is contained, to find out if there is any information in the precise timings of the spikes.

To calculate maximal information transfer, a new quantity was introduced, called entropy. Entropy characterizes how many free states a variable can assume and the probability of each i.e., the variability. Entropy is the information needed to eliminate all uncertainty about a variable. Information can be considered as a reduction in entropy. Three common approaches are used for estimating the mutual information between the stimulus and response, the direct method, which calculates the exact value of information, and the upper and lower bound methods. Factors such as the experimental parameters and quality of stimulus ensembles determine our choice of method. Generally, a combination of all three is used as an optimal linear model.

Another area of application of information theory is population coding. Population coding is defined as a method to represent stimuli from multiple neurons. The response of each neuron has a probabilistic distribution over a set of stimuli, which is considered together with other neurons to characterize certain features of the input. Population analysis is reported to have several advantages over single-neuron recordings in reducing uncertainty due to neuronal variability and the ability to represent different attributes of the stimulus simultaneously.

Studies have suggested using linear decoding algorithms for population recordings in conjunction with information-theoretic tools as mutual information gives a more comprehensive quantification of the information contained in a neuronal population, by evaluating the reduction of uncertainty about the stimuli that can be obtained from the neuronal responses [23]. Representing uncertainty is important for decisions involving risks and may be fundamental for neuronal computations in the presence of sensory and neural noise.

The information bottleneck method

The information bottleneck method [24] tries to answer how much relevant information survives a communication. Suppose there is an input variable X with a hidden characteristic Y . To transfer relevant information about Y from X to the output state T , we try to maximize the mutual information between Y and T , which is bounded above by the mutual information between X and T (by the data processing theorem), which we are trying to minimize. What this means is that we are trying to preserve the maximum amount of relevant information about Y while letting go of the unnecessary parts of X . This creates the “information bottleneck” in the T - X - Y Markov chain.

Experiments on the H1 motion-sensitive neuron of the fly visual system tried to characterize the neural “dictionary” containing the relevant stimuli and their respective responses, using the information bottleneck [25]. They tried to quantify the compressibility of said dictionary i.e., they tried to find out which features of the stimuli are relevant. They found that the stimulus code was highly compressible meaning the neuron was sensitive to only a few significant features. This feature of compressibility was preserved in different flies.

The information bottleneck method also has applications in understanding deep learning. Each layer of a deep neural network can be treated as input and output points for the surrounding layers, requiring analysis of information compression by the bottleneck method [26,27].

However, recent studies have argued against this method being used to explain deep learning saying that the results of Schwartz-Ziv and Tishby are particular to their setup and do not hold in the general case [28]. Thus, this area is of intense interest in neuroscience and machine learning communities.

Information bottleneck and the renormalization group

In the context of neuroscience, both the information bottleneck and the renormalization group are coarse-graining methods used to analyze the flow of information between the layers of a neural network [29]. In another paper published the same year, they presented the renormalization group and the information bottleneck in a unified framework [30]. Their renormalization procedure achieves a coarse-graining where they can choose which relevant features to keep, for example, by keeping information about long-range interactions while removing local information. Other studies have drawn parallels between the coarse-graining performed by neural networks and renormalization group procedures [31], found similarities in the notion of “relevance” in renormalization and the information bottleneck [32], and have devised a self-supervised learning method based on combining the renormalization group and the information bottleneck [33].

If aggregates of neurons are the functional units of information storage, then there is an inherent limit of resolution to our attempts to model it. So, when we use coarse-graining methods to zoom in or zoom out, there is an inherent component of uncertainty or noise. One possible way to study this problem is by using a correlated branching process or Erdős-Rényi random graph simulation and carrying out coarse-graining. As these methods approximate a very noisy process, this may show that they belong to the same universality class.

Results

A vital model studied in complexity science is that of a branching process, also known as an avalanche or chain reaction. A scaling relation is an equation used to describe a branching process. It is known that the exponents of a scaling relation do not change. In order to consolidate our view, we have first simulated neural activity as a branching process using a random number generator as our starting point. Analyzing burst activity is a prototypical problem in data science. We will consider the neural activity as a memoryless Markov process, with each new state being independent of the previous ones. The simulations are similar to Markov Chain Monte Carlo simulations. We have measured the critical exponents and rationalized the data with respect to known properties of scaling relations.

Here S denotes the size of an avalanche, T denotes the time duration and $\log\langle S \rangle(T)$ denotes log plots of all avalanches for a particular time duration T . τ_S , τ_T and γ are the three critical exponents. The critical exponents that we have obtained from our branching process simulations are approximately twice the expected value from analytical studies. Possible reasons for this could be that currently, it is not very clear as to which generator function to use for such studies, Poisson or geometric. Here, we have used a Poisson distribution as the results were closer to the analytical results.

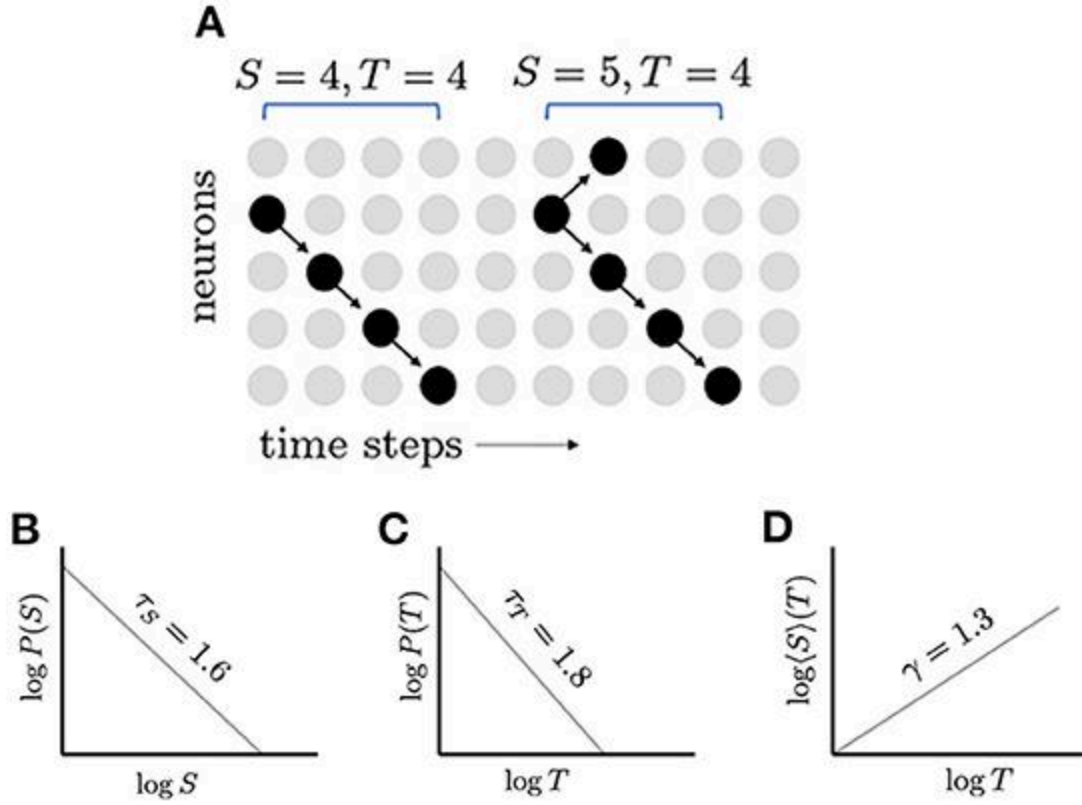
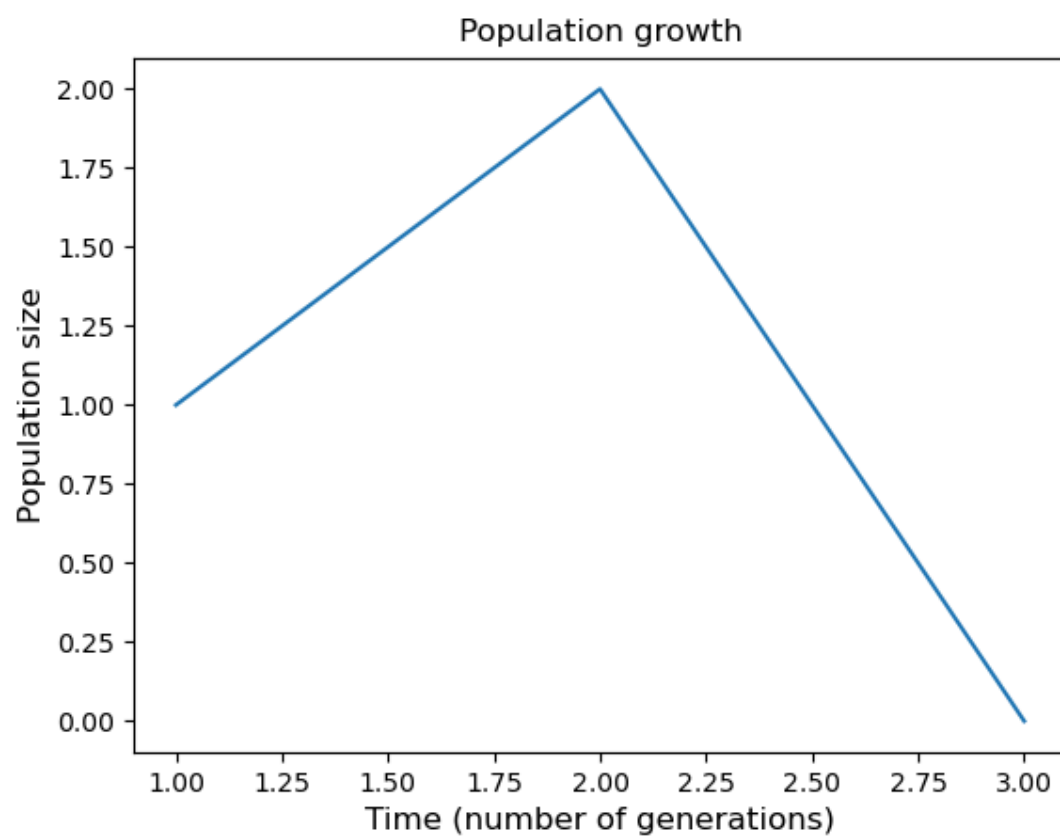


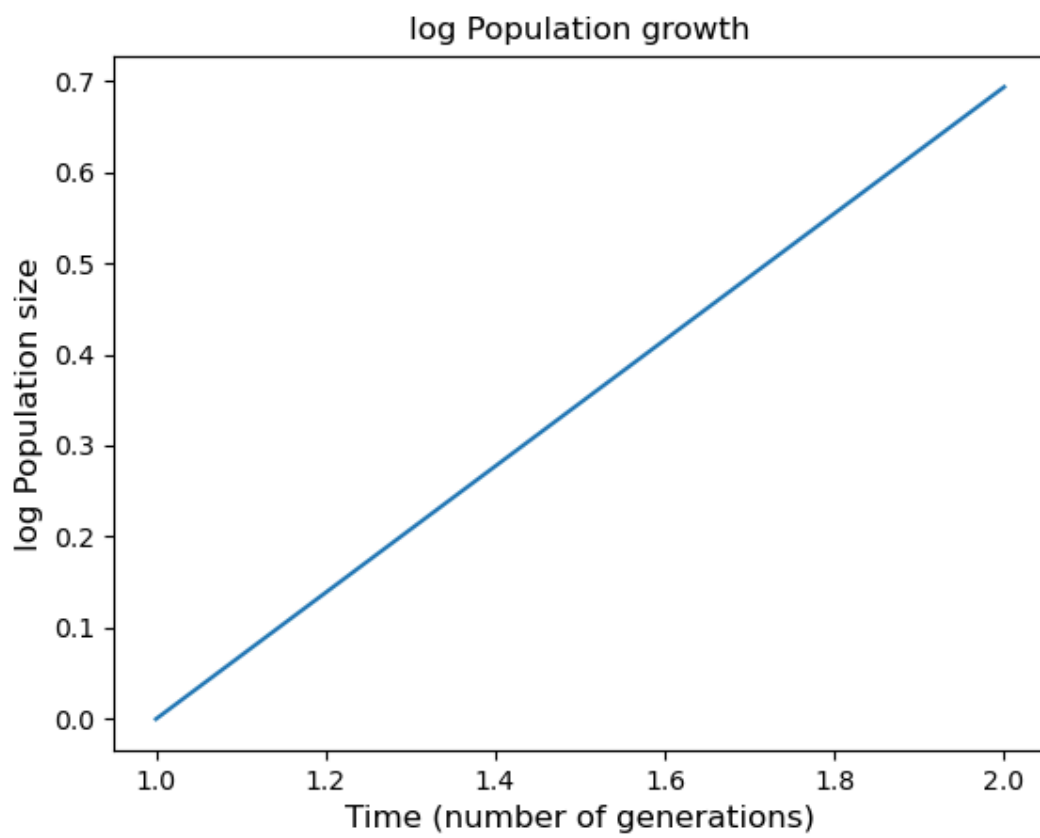
Fig. 1: Known critical exponents [34]

Table 1: Branching Process (lambda from 0.85 to 1.05)

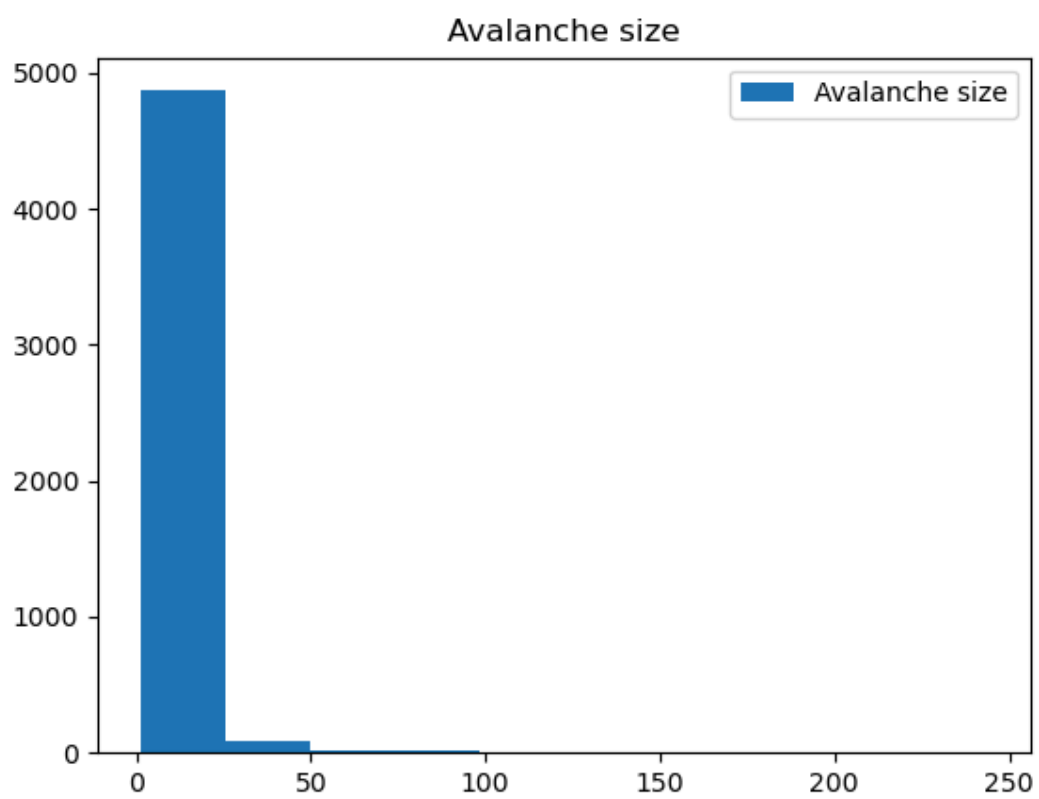
Lambda	Tau_S	Tau_T	Gamma	Predicted Gamma
0.85	-3.743	-3.69	1.449	0.988
0.9	-3.714	-3.554	1.513	0.965
0.95	-3.701	-3.812	1.508	1.023
1.0	-3.698	-3.71	1.761	1.002
1.05	-1.345	-3.465	1.531	1.904



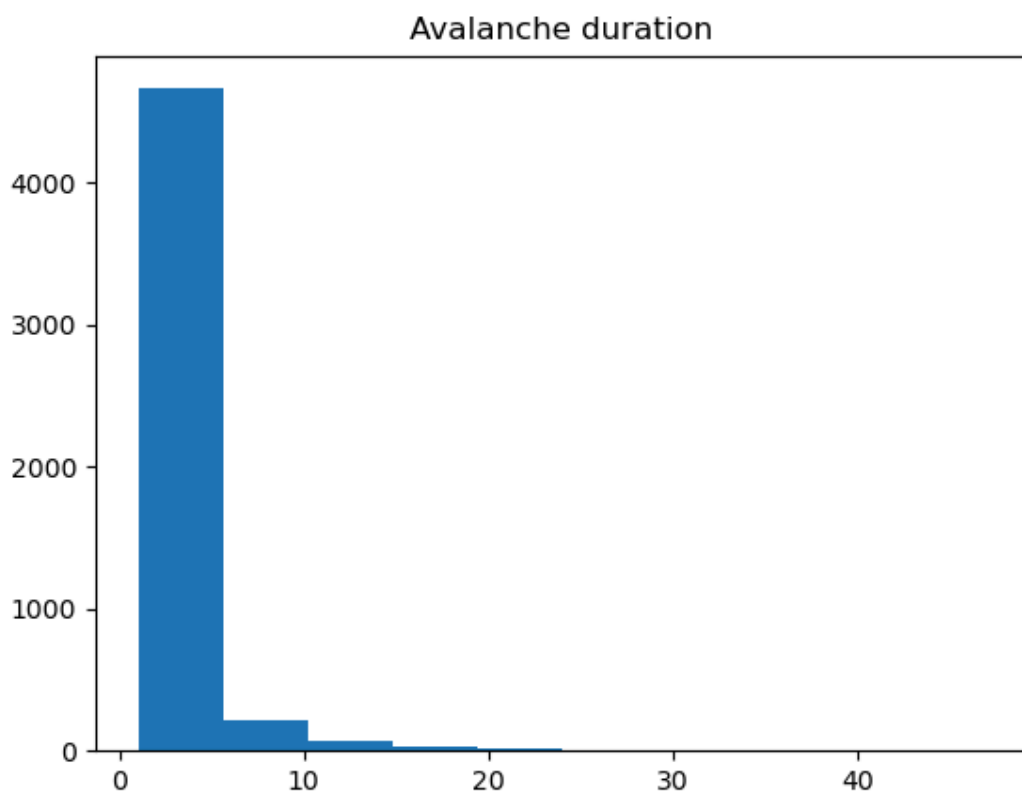
(a)



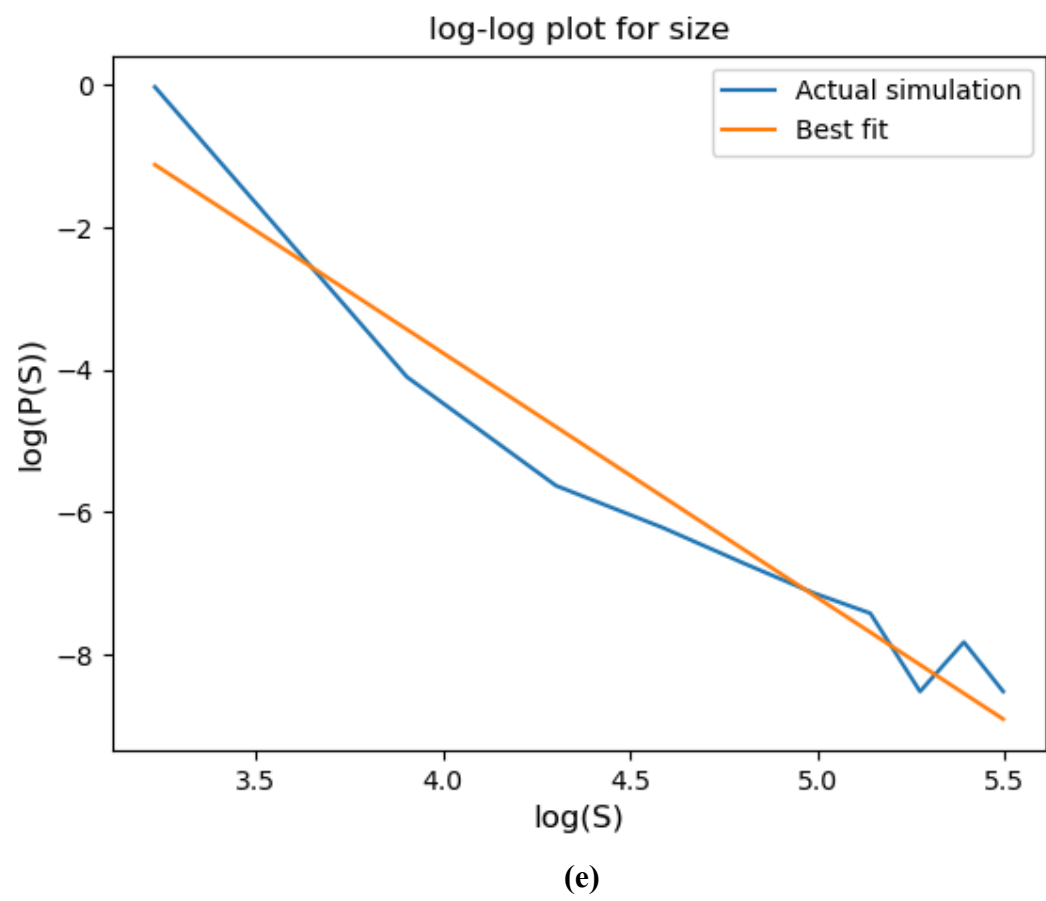
(b)

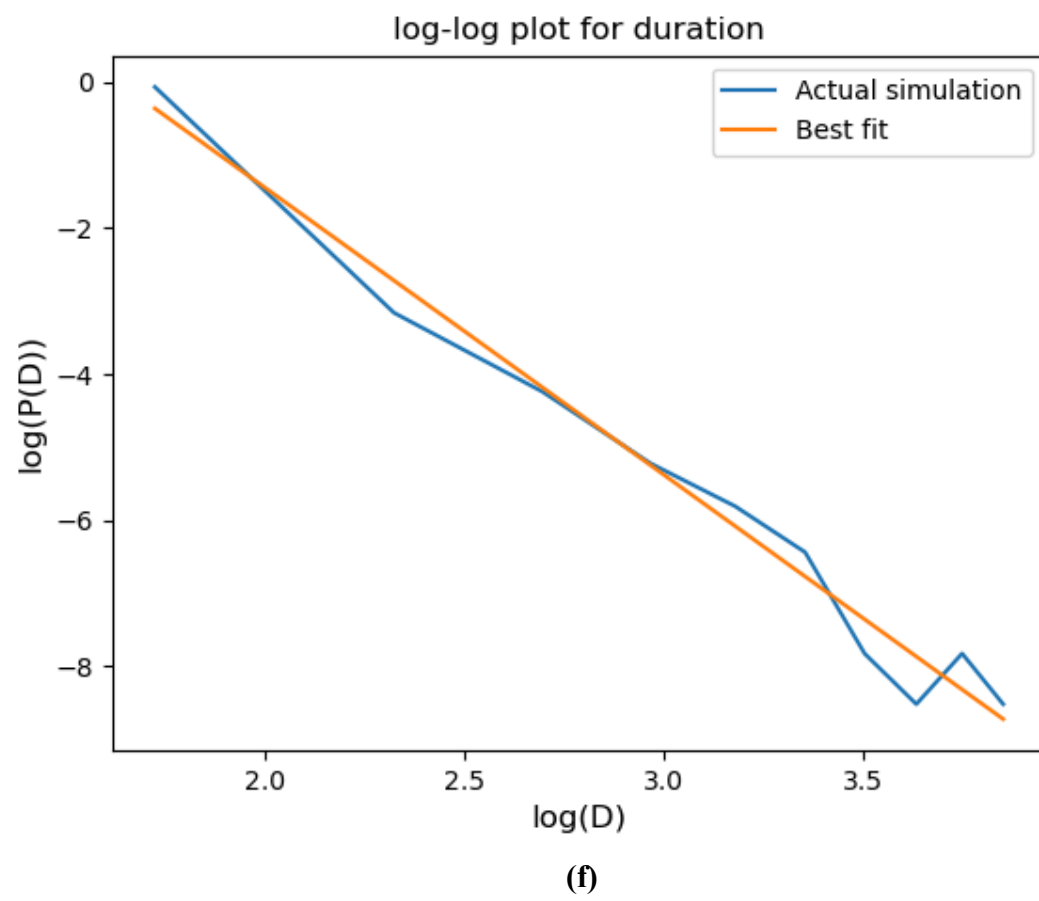


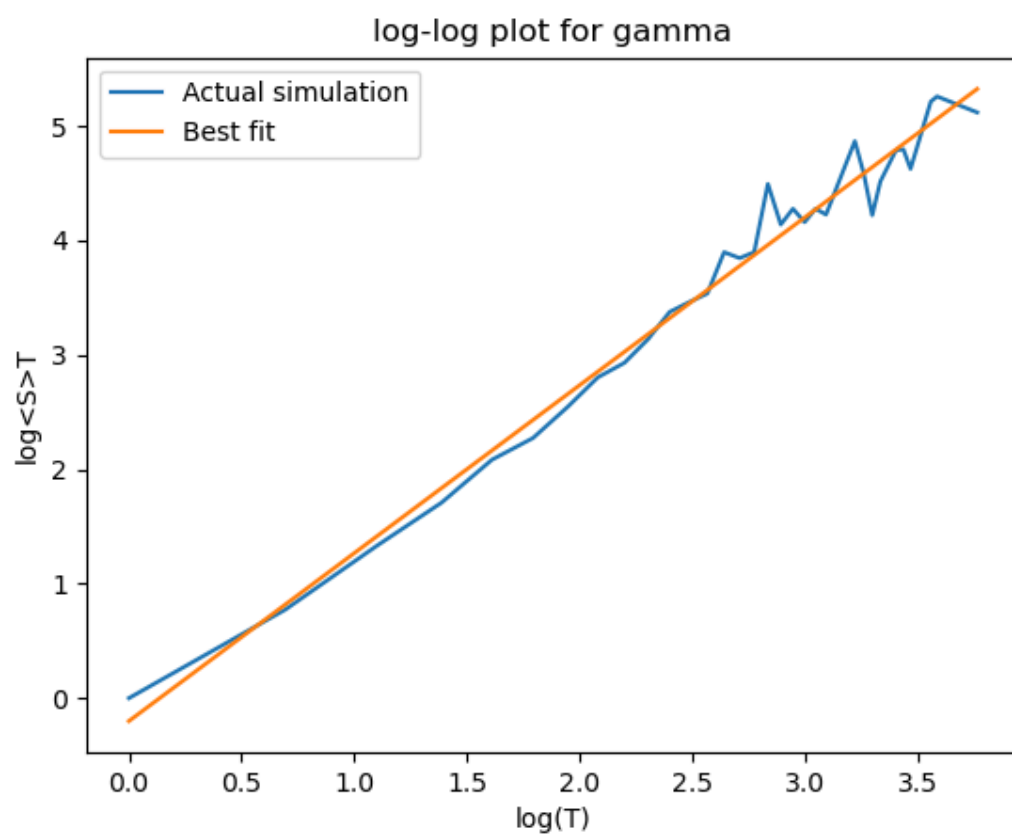
(c)



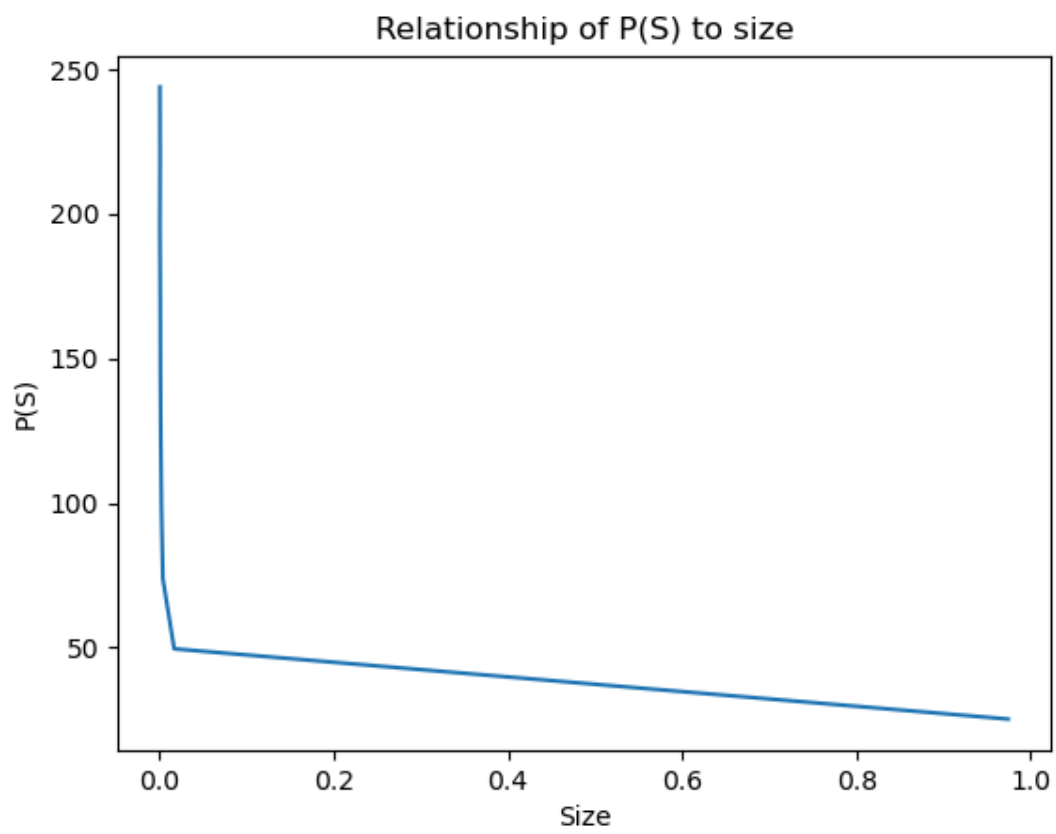
(d)



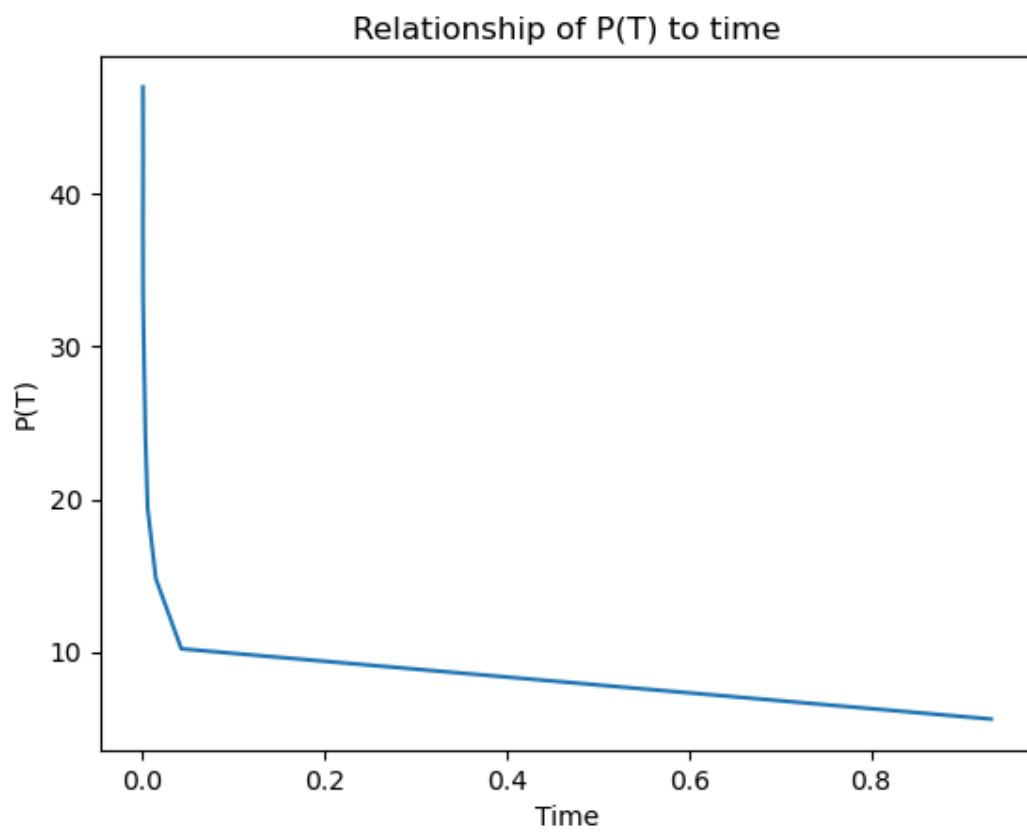




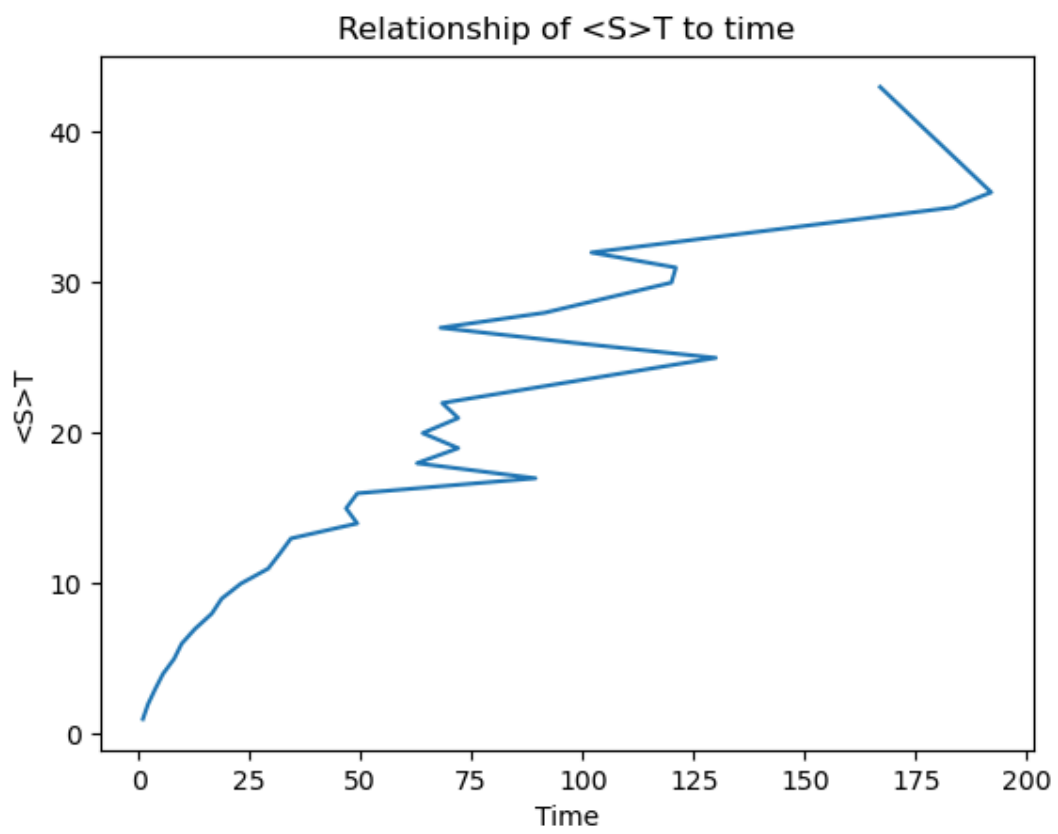
(g)



(h)



(i)



(j)

Fig. 2 (a-j): Sample branching process (branching ratio = 0.85)

Conclusion

We are essentially studying information transmission as a branching process. With the development of technology for large-scale neural recordings, it has become increasingly important to develop methods and tools to analyze this data. Methods from statistical physics and complexity science are now being applied to study the brain. Here, we have investigated these results further using simulations of neural activity as a branching process and tried to relate it to known properties of scaling relations.

Speculating further, we would want to study how these ideas relate to Alfred North Whitehead's process philosophy [35,36,37]. According to Alfred North Whitehead's process philosophy, processes hierarchically nested within processes are the fundamental building blocks of our world, and complexity science tries to further this viewpoint. The general approach of complexity science can be defined as trying to study the processes between the components of a system, as opposed to processes inside components [9]. This approach may lead us to identify aggregate properties observed at multiple organizational levels.

References

1. Sterling, P., & Laughlin, S. (2015). *Principles of neural design*. MIT press.
2. Tagliazucchi, E., Balenzuela, P., Fraiman, D., & Chialvo, D. R. (2012). Criticality in large-scale brain fmri dynamics unveiled by a novel point process analysis. *Frontiers in Physiology*, 3 FEB, 15. <https://doi.org/10.3389/FPHYS.2012.00015/BIBTEX>
3. Paradisi, P., Allegrini, P., Gemignani, A., Laurino, M., Menicucci, D., & Piarulli, A. (2013). Scaling and intermittency of brain events as a manifestation of consciousness. *AIP Conference Proceedings*, 1510(1), 151. <https://doi.org/10.1063/1.4776519>
4. Beggs, J. M., & Plenz, D. (2003). Neuronal Avalanches in Neocortical Circuits. *Journal of Neuroscience*, 23(35), 11167–11177. <https://doi.org/10.1523/JNEUROSCI.23-35-11167.2003>
5. Hahn, G., Petermann, T., Havenith, M. N., Yu, S., Singer, W., Plenz, D., & Nikolić, D. (2010). Neuronal avalanches in spontaneous activity in vivo. *Journal of Neurophysiology*, 104(6), 3312–3322. <https://doi.org/10.1152/JN.00953.2009/ASSET/IMAGES/LARGE/Z9K0091003280008.JPEG>
6. Petermann, T., Thiagarajan, T. C., Lebedev, M. A., Nicolelis, M. A. L., Chialvo, D. R., & Plenz, D. (2009). Spontaneous cortical activity in awake monkeys composed of neuronal avalanches. *Proceedings of the National Academy of Sciences of the United States of America*, 106(37), 15921–15926. <https://doi.org/10.1073/PNAS.0904089106>
7. Christensen, K., & Moloney, N. R. (2005). *Complexity and criticality* (Vol. 1). World Scientific Publishing Company.
8. Jensen, H. J. (1998). *Self-organized criticality: emergent complex behavior in physical and biological systems* (Vol. 10). Cambridge university press.
9. Jensen, H. J. (2022). *Complexity Science: The Study of Emergence*. Cambridge University Press.
10. Shew, W. L., Yang, H., Yu, S., Roy, R., & Plenz, D. (2011). Information Capacity and Transmission Are Maximized in Balanced Cortical Networks with Neuronal Avalanches. *Journal of Neuroscience*, 31(1), 55–63. <https://doi.org/10.1523/JNEUROSCI.4637-10.2011>
11. Beggs, J. M. (2022). *The Cortex and the Critical Point: Understanding the Power of Emergence*. MIT Press.
12. Williams-García, R. V., Moore, M., Beggs, J. M., & Ortiz, G. (2014). Quasicritical brain dynamics on a nonequilibrium Widom line. *Physical Review E - Statistical, Nonlinear, and Soft Matter Physics*, 90(6), 062714. <https://doi.org/10.1103/PHYSREVE.90.062714/FIGURES/7/MEDIUM>
13. Seshadri, S., Klaus, A., Winkowski, D. E., Kanold, P. O., & Plenz, D. (2018). Altered avalanche dynamics in a developmental NMDAR hypofunction model of cognitive

- impairment. *Translational Psychiatry* 2017 8:1, 8(1), 1–12.
<https://doi.org/10.1038/s41398-017-0060-z>
14. Demas, J., Manley, J., Tejera, F., Barber, K., Kim, H., Traub, F. M., Chen, B., & Vaziri, A. (2021). High-speed, cortex-wide volumetric recording of neuroactivity at cellular resolution using light beads microscopy. *Nature Methods* 2021 18:9, 18(9), 1103–1111.
<https://doi.org/10.1038/s41592-021-01239-8>
 15. Stringer, C., Michaelos, M., Tsyboulski, D., Lindo, S. E., & Pachitariu, M. (2021). High-precision coding in visual cortex. *Cell*, 184(10), 2767–2778.e15.
<https://doi.org/10.1016/J.CELL.2021.03.042>
 16. Taleb, N. N. (2005). Fooled by randomness: The hidden role of chance in life and in the markets (Vol. 1). Random House Trade Paperbacks.
 17. Buzsáki, G., & Mizuseki, K. (2014). The log-dynamic brain: how skewed distributions affect network operations. *Nature Reviews Neuroscience* 2014 15:4, 15(4), 264–278.
<https://doi.org/10.1038/nrn3687>
 18. Koulakov, A. A., Hromádka, T., & Zador, A. M. (2009). Correlated Connectivity and the Distribution of Firing Rates in the Neocortex. *Journal of Neuroscience*, 29(12), 3685–3694. <https://doi.org/10.1523/JNEUROSCI.4500-08.2009>
 19. Curto, C. (2017). What can topology tell us about the neural code? *Bulletin of the American Mathematical Society*, 54(1), 63–78. <https://doi.org/10.1090/BULL/1554>
 20. Borst, A., & Theunissen, F. E. (1999). Information theory and neural coding. *Nature Neuroscience* 1999 2:11, 2(11), 947–957. <https://doi.org/10.1038/14731>
 21. Adrian, E. D., & Zotterman, Y. (1926). The impulses produced by sensory nerve endings: Part 3. Impulses set up by Touch and Pressure. *The Journal of Physiology*, 61(4), 465.
<https://doi.org/10.1113/JPHYSIOL.1926.SP002308>
 22. Stein, R. B., Gossen, E. R., & Jones, K. E. (2005). Neuronal variability: noise or part of the signal? *Nature Reviews Neuroscience* 2005 6:5, 6(5), 389–397.
<https://doi.org/10.1038/nrn1668>
 23. Quiroga, R., & Panzeri, S. (2009). Extracting information from neuronal populations: information theory and decoding approaches. *Nature Reviews Neuroscience* 2009 10:3, 10(3), 173–185. <https://doi.org/10.1038/nrn2578>
 24. Tishby, N., Pereira, F. C., & Bialek, W. (2000). The information bottleneck method. arXiv preprint physics/0004057.
 25. Schneidman, E., Slonim, N., Tishby, N., van Steveninck, R. deRuyter, & Bialek, W. (2001). Analyzing neural codes using the information bottleneck method. *Advances in Neural Information Processing Systems, NIPS*.
 26. Schwartz-Ziv, R., & Tishby, N. (2017). *Opening the Black Box of Deep Neural Networks via Information*. <https://doi.org/10.48550/arxiv.1703.00810>
 27. Tishby, N., & Zaslavsky, N. (2015). Deep learning and the information bottleneck principle. *2015 IEEE Information Theory Workshop, ITW 2015*.
<https://doi.org/10.1109/ITW.2015.7133169>

28. Saxe, A. M., Bansal, Y., Dapello, J., Advani, M., Kolchinsky, A., Tracey, B. D., & Cox, D. D. (2019). On the information bottleneck theory of deep learning*. *Journal of Statistical Mechanics: Theory and Experiment*, 2019(12), 124020.
<https://doi.org/10.1088/1742-5468/AB3985>
29. Meshulam, L., Gauthier, J. L., Brody, C. D., Tank, D. W., & Bialek, W. (2019). Coarse graining, fixed points, and scaling in a large population of neurons. *Physical Review Letters*, 123(17), 178103.
<https://doi.org/10.1103/PHYSREVLETT.123.178103/FIGURES/5/MEDIUM>
30. Tan, A., Meshulam, L., Bialek, W., Schwab, D., Tan, A., Meshulam, L., Bialek, W., & Schwab, D. (2019). The renormalization group and information bottleneck: a unified framework. *APS, 2019*, F66.007.
<https://ui.adsabs.harvard.edu/abs/2019APS..MARF66007T/abstract>
31. Iso, S., Shiba, S., & Yokoo, S. (2018). Scale-invariant feature extraction of neural network and renormalization group flow. *Physical Review E*, 97(5), 053304.
<https://doi.org/10.1103/PHYSREVE.97.053304/FIGURES/18/MEDIUM>
32. Gordon, A., Banerjee, A., Koch-Janusz, M., & Ringel, Z. (2021). Relevance in the Renormalization Group and in Information Theory. *Physical Review Letters*, 126(24), 240601. <https://doi.org/10.1103/PHYSREVLETT.126.240601/FIGURES/3/MEDIUM>
33. Ngampruetikorn, V., Bialek, W., & Schwab, D. (2020). Information-bottleneck renormalization group for self-supervised representation learning. *Bulletin of the American Physical Society, Volume 65, Number 1*.
34. Fosque, L. J., Alipour, A., Zare, M., Williams-García, R. v, Beggs, J. M., Ortiz, G., & Ortiz, G. (2022). *Quasicriticality explains variability of human neural dynamics across life span*. <https://arxiv.org/abs/2209.02592v1>
35. Lowe, V. (2020). *Understanding Whitehead*. JHU Press.
36. Sherburne, D. W. (1966). *A key to Whitehead's process and reality*.
37. Whitehead, A. N. (2010). *Process and reality*. Simon and Schuster.