

TicTacToes: Assessing Toe Movements as an Input Modality

Florian Müller
LMU Munich
Munich, Germany
florian.mueller@um.ifi.lmu.de

Dominik Schön
TU Darmstadt
Darmstadt, Germany
schoen@tk.tu-darmstadt.de

Daniel Schmitt
TU Darmstadt
Darmstadt, Germany
d4niel.schmitt@gmail.com

Sebastian Günther
TU Darmstadt
Darmstadt, Germany
guenther@tk.tu-darmstadt.de

Martin Schmitz
Saarland University, Saarland
Informatics Campus
Saarbrücken, Germany
mschmitz@cs.uni-saarland.de

Andrii Matviienko
KTH Royal Institute of Technology
Stockholm, Sweden
matviienko.andrii@gmail.com

Thomas Kosch
HU Berlin
Berlin, Germany
thomas.kosch@hu-berlin.de

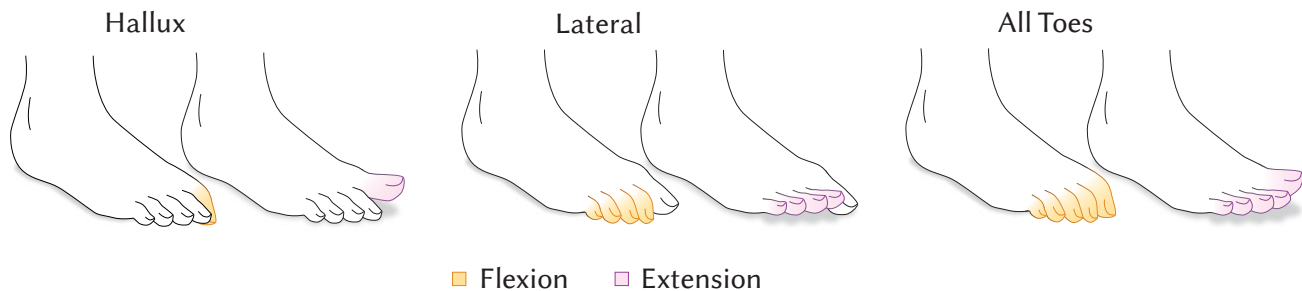


Figure 1: In this work, we investigate the feasibility of a toe-based input modality for interacting with computing systems. For this, we investigate the influence of five factors on the accuracy, efficiency, and user experience of such interfaces. In addition to the **DIRECTION** and the **TOES** as illustrated in this figure, we further investigate the influence of the **POSTURE**, the **SCALING** of the interaction range and the location of the **TARGET**.

ABSTRACT

From carrying grocery bags to holding onto handles on the bus, there are a variety of situations where one or both hands are busy, hindering the vision of ubiquitous interaction with technology. Voice commands, as a popular hands-free alternative, struggle with ambient noise and privacy issues. As an alternative approach, research explored movements of various body parts (e.g., head, arms) as input modalities, with foot-based techniques proving particularly suitable for hands-free interaction. Whereas previous research only considered the movement of the foot as a whole, in this work, we argue that our toes offer further degrees of freedom that can be leveraged for interaction. To explore the viability of toe-based interaction, we contribute the results of a controlled experiment with 18 participants assessing the impact of five factors on the

accuracy, efficiency and user experience of such interfaces. Based on the findings, we provide design recommendations for future toe-based interfaces.

CCS CONCEPTS

• **Human-centered computing** → **Human computer interaction (HCI)**; **User studies**.

KEYWORDS

Toes; Body-Centric Interaction; Input; Foot; Foot-Based Interaction

CHI '23, April 23–28, 2023, Hamburg, Germany

© 2023 Copyright held by the owner/author(s). Publication rights licensed to ACM. This is the author's version of the work. It is posted here for your personal use. Not for redistribution. The definitive Version of Record was published in *Proceedings of the 2023 CHI Conference on Human Factors in Computing Systems (CHI '23)*, April 23–28, 2023, Hamburg, Germany, <https://doi.org/10.1145/3544548.3580954>.

ACM Reference Format:

Florian Müller, Daniel Schmitt, Andrii Matviienko, Dominik Schön, Sebastian Günther, Thomas Kosch, and Martin Schmitz. 2023. TicTacToes: Assessing Toe Movements as an Input Modality. In *Proceedings of the 2023 CHI Conference on Human Factors in Computing Systems (CHI '23)*, April 23–28, 2023, Hamburg, Germany. ACM, New York, NY, USA, 17 pages. <https://doi.org/10.1145/3544548.3580954>

1 INTRODUCTION

From tapping on a smartphone or touching a tangible user interface [36] to mid-air gestures for head-mounted displays (HMDs) [14, 67], we use our hands to interact with today's technology in most situations. This emphasis on the manual operation of interfaces in Human-Computer Interaction (HCI) research has its roots in human evolution and the upright gait that freed the hands from the task of locomotion. Subsequently, we developed a considerable dexterity for fine-grained manipulations and interactions [100] that we employ today in interactions with the physical world and computer systems. However, there are a variety of situations where it is undesirable to use our hands to interact (e.g., when we are cooking something and have dirty hands) or even physically impossible (e.g., when we are carrying things in our hands).

To overcome these challenges, research explored hands-free [23] interaction styles. Besides voice-based interaction [12] which is known to be limited to quiet environments and poses privacy issues [46, 95], research proposed leveraging the movements of other body parts. Such body-centric [102] interaction techniques have been explored for various body parts such as the eyes [58, 78], the head [57, 69], or combinations [9, 27, 94] of these. Among these, foot-based techniques emerged as particularly suitable for hands-free interactions with desktop PCs [92], smartphones [22], or HMDs [73]. Interestingly, these techniques usually only consider the feet as a whole, ignoring the internal degrees of freedom of the feet: our toes.

While previous work has only considered the human toes for binary switches [7, 97], we argue that the degrees of freedom of human toes allow for more fine-grained interaction. We can voluntarily extend and flex our toes, move them independently of each other, and hold them in different positions. Thus, the degrees of freedom of toes might qualify as a simple and readily available input modality for hands-free interaction in a variety of situations. However, to exploit such movements as part of future interaction techniques, we require a thorough understanding of the human capabilities for voluntary toe movements and the factors that influence the accuracy, efficiency, and user experience of such movements.

In this paper, we fill this gap and extend the state of research on body-centric interaction by investigating the human capabilities for toe movement as an input modality. The contribution of this paper is two-fold: First, we present the results of a controlled experiment with 18 participants investigating the influence of the TOES, the POSTURE, the DIRECTION, the SCALING, and the TARGET on the accuracy, efficiency, and user experience of voluntary toe movements. Second, based on the results of the controlled experiment, we provide a set of guidelines for designing toe-based interaction techniques.

2 RELATED WORK

A large body of related work exists on 1) body-centric interaction techniques that strongly influenced our work. In the following section, we discuss these works, with a particular focus on foot-based interaction techniques. Further, we present the basics of 2) biomechanics of toe movements.

2.1 Body-Centric Interaction

With the spread of (low-cost) sensor hardware and advances in computer vision, research began to investigate movements of the human body as an input modality in the area of body-centric [11] (also body-based [92]) interaction.

Based on their natural dexterity, research efforts focused on interaction using the hands. As a prominent example, on-body [31] interaction techniques allow for (multi-) touch input on different body parts such as the torso [29], hands [18, 70, 96], and arms [32, 103]. Without visual output, research also explored other locations, such as the ear [42, 54] or the face [90, 107]. Further, research investigated mid-air gesture interfaces around the body [71]: Mistry et al. [67] proposed a wearable interface, and Colaco et al. [14] showed how to capture single-handed gestures. Other examples include proximity-based interfaces [72], single-finger gestures [6], or combinations with gaze [33, 94]. While both on-body and mid-air interfaces show several benefits (e.g., the fast and direct manipulation of content), these techniques require at least one, often both hands and, thus, cannot support situations when the user's hands are not free. Further, gestures are prone to fatigue, also known as the *gorilla arm syndrome* [34], and, thus, not suited for longer interactions.

As another promising direction, research proposed various hands-free body-centric interaction techniques that leverage the degrees of freedom of other body parts, such as the head [35, 108] and the eye [63, 75]. Further examples include the ear [84], the mouth [26, 86], and the face [66], as well as interpreting blow gestures [10, 82] or combinations of multiple body parts [24, 64]. As the most related area of such hands-free body-centric interfaces, foot-based interaction techniques have a long tradition in the operation of industrial machinery [3, 4, 15, 50, 77]. Consequently, the HCI community has explored such foot-based interfaces for various use cases. In the following section, we discuss these works.

2.2 Foot-based Interaction

Research investigated foot-based interaction techniques in different postures, such as seated [21, 99], standing [88], and walking [93, 106]. Such foot-based interfaces have been used as input modalities for desktop [92] or mobile [60] applications or to operate a smartphone in the user's pocket [4, 22, 30]. Pakkanen and Raisamo [76] compared hand- and foot-based operation of a trackball for spatial tasks and found accuracy and efficiency suitable for secondary tasks. As a more recent trend, research also investigated the applicability of foot-based interfaces for HMDs. Fukahori et al. [25] leveraged shifting the user's weight on their foot for subtle gestures to control HMD interfaces. Saunders et al. [87, 88] studied tapping with different parts of the foot, e.g., the heel or toes, and kicking movements for interaction. In addition, Müller et al. [73] compared foot tapping for direct and indirect interaction. Besides the sole use as an input modality, foot interaction has been used in conjunction with other input modalities. Lv et al. [59, 61, 62] explored hand gestures in combination with foot movements such as rotating or tapping, and Lopes et al. [55] how such a combination can be used for 3D object manipulation. Further, Müller et al. [74] showed how the process of locomotion through foot movements can be used for interaction.

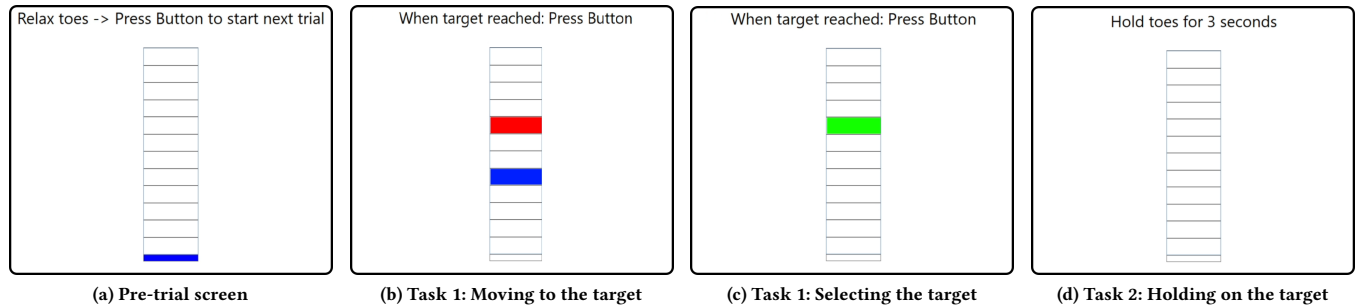


Figure 2: After participants indicated readiness for the next trial by clicking (a), the system highlighted the target (b, red) and visualized the movement of the respective toes on the condition (a, b, blue). While the participant’s toe was positioned over the target, the shared cell was highlighted in green (c). After the participant confirmed reaching the target by clicking, the second task started, in which the participants had to keep their toes stationary without visual feedback (d).

Further, Zhang [110] showed that a combined foot and gaze input modality could improve target acquisition. As practical examples, Göbel et al. [27] and Klamka et al. [43] combined foot movements through a foot rocker and a foot joystick with gaze input for zooming and panning, and Rajanna [81] presented a mouse replacement for desktop environments. Highly related, Matthies et al. [65] integrated various sensors into the sole of a shoe to sense actions such as walking and jumping. Further, their system allows sensing hallux-presses as a binary input switch through capacitive sensing. Similarly, research explored the use of hallux presses as binary input switches for covert interaction [97] and for hands-free control of robotic systems [7].

While the human feet, in general, and their suitability for interacting with computer systems have been thoroughly investigated, the feasibility of interaction using the toes has not been systematically studied beyond binary single-toe interactions. Such toe-based interactions could provide an additional input modality for subtle and privacy-preserving in-shoe interactions. To explore the feasibility of such an input modality and to provide a foundation for future interaction techniques, in this paper, we contribute an in-depth analysis of the human capabilities for such interactions.

2.3 Biomechanics of Toe Movements

Just like hands, human feet have five digits called toes, numbered from 1 to 5 starting from the hallux (also: big toe). Each of the toes consists of three *phalanx bones*, except for the *hallux*, which consists of only two bones [19]. Similar to the fingers, the joints of the phalanx bones (*interphalangeal joints*) of the toes allow for four types of movement: (Downward) *flexion* and (upward) *extension* and *abduction*, and *adduction* to spread and return the toes to a resting position, respectively [53]. Although lateral *abduction* and *adduction* movements are possible to a certain extent, the joints are designed primarily as hinge joints for upward and downward movement [1]. Flexion and extension of the toes are mainly driven by the *flexor digitorum brevis* and the *extensor digitorum brevis* muscles, which are attached to all toes except the hallux [19]. The hallux is flexed (*flexor hallucis longus* and *flexor hallucis brevis*) and extended (*abductor hallucis* and *adductor hallucis*) by its own set of muscles [19]. Consequently, all toes except hallux cannot be

moved separately. Thus, in the following, we will consider these two groups separately as the hallux (1st toe) and the lateral toes (2nd-5th toe).

The toes are essential in human gait while walking or running for stabilization and control [5, 85]. This largely excludes voluntary movements – i.e., movements not based on reflexes to behavioral stimuli but on an intention to act [83] – during simultaneous locomotion because they would impair the gait. During other phases, such as standing, sitting, or lying down, however, we can control the discussed degrees of freedom of our toes voluntarily.

Analyses of the range of motion (ROM) of the toes showed $\approx 40^\circ$ for flexion and $\approx 50^\circ$ for extension for active movements [16] (i.e., movements generated by muscle force as opposed to passive movements induced by an external counterforce) with large variations between individuals [38]. Highly related, Yao et al. [109] recently presented an evaluation of the movement characteristics of fingers and toes. In their work, the authors compared the efficiency of moving the hallux and 1st toe over different distances for flexion and extension movements. However, the authors did not explore the combined interaction with all toes and the influence of body posture. Further, the authors did not focus on such movements’ accuracy and user experience, which is a key concern for potential use as an interaction modality. Therefore, the accuracy and efficiency with which the toes can be used to perform targeted movements, not only to complete deflection but also to select intermediate targets, is still an open question. Further, to our knowledge, there is no subjective assessment of such movements in terms of comfort and convenience.

3 METHODOLOGY

We conducted a controlled experiment to investigate the accuracy, efficiency, and user experience of toe movements as an input modality for computer systems. The presence of footwear and its type, design, and cut, as well as the interplay of these with different foot shapes, has a very individual effect on the freedom of movement of the toes. This impacts the possible interactions as well as their accuracy and efficiency. To establish an unbiased baseline that can form a foundation for future developments of toe-based interaction technologies, we opted to study unrestricted interaction without

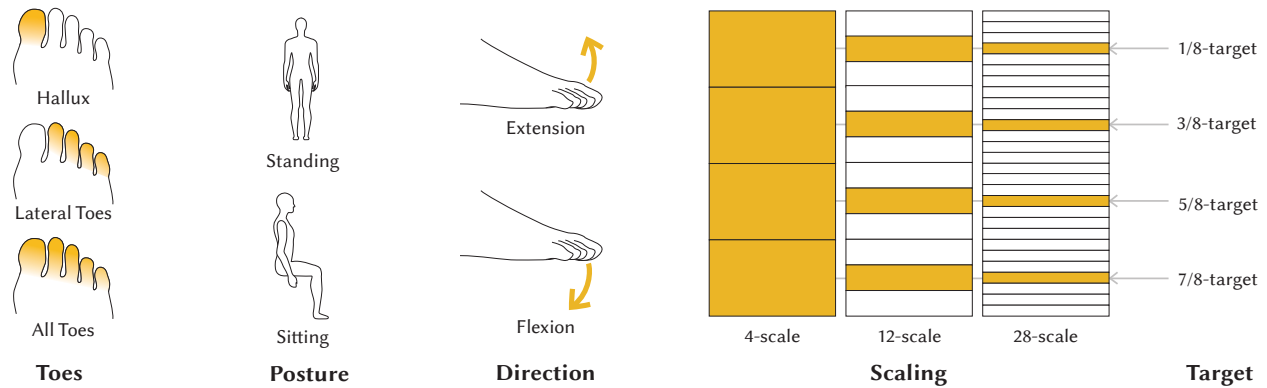


Figure 3: The independent variables studied in the experiment with their respective levels. From left to right: TOES (all-toes, hallux, lateral-toes), POSTURE (standing, sitting), DIRECTION (extension, flexion), SCALING (4-scale, 12-scale, 8-scale), and TARGET (1/8-target, 3/8-target, 5/8-target, 7/8-target).

the influence of footwear. Based on the analysis of previous work in the field of biomechanics of toe movements, we formulated the following hypotheses to guide our investigation:

- H₁** The accuracy of unrestricted voluntary toe movements is sufficient to distinguish targets.
- H₂** Hallux and lateral toes can be used separately for interaction while not restricted.
- H₃** While standing, the interaction of unrestricted toes in flexion direction results in lower performance due to the resistance of the floor.
- H₄** Sitting allows for more accurate, efficient, and comfortable interaction of unrestricted toes compared to standing.

3.1 Design and Task

We designed a controlled experiment in which participants interacted with a system using toe movements of their dominant foot. We visualized participants' toe movements abstractly as a highlighted box on a scale on a nearby display (see fig. 4a, 2a). The participants' first task was to move their toes to a target marked on the scale (see fig. 2b, 2c) and confirm reaching the target with a button in their hand. As a second task, we asked the participants to keep their toes steady for 3 seconds without visual feedback on their performance after the confirmation click (see fig. 2d).

To gain a comprehensive understanding of the potential factors that influence the accuracy, efficiency, and usability of toe-based interfaces, we varied five independent variables (see fig. 3):

Toes Used for Interaction Following the inability to move the lateral toes individually, we varied the TOES variable between all-toes, hallux, and lateral-toes. In the hallux and lateral-toes conditions, we mapped the displacement of the respective toe (calibrated to personal maxima and minima) to the scale. For the all-toes condition, we used the mean value between the hallux and the lateral toes.

Posture We varied the POSTURE between standing and sitting. According to the literature, we excluded walking and other

modes of locomotion from the study design because additional voluntary movement of toes during locomotion appears infeasible.

Direction of Interaction We varied the DIRECTION between extension (upwards movement) and flexion (downward movement). Based on the analysis of toe biomechanics in the literature, we decided against including lateral spreading movements through abduction and adduction because the toe joints function mainly as hinge joints for upward and downward movement.

Scaling We varied the subdivision of the interaction range as the SCALING from 4 subdivisions (4-scale) over 12 subdivisions (12-scale) to 28 subdivisions (28-scale). We chose the levels based on informal pre-tests, indicating that these levels provided a good representation across straightforward to tough scales for participants.

Target We varied the TARGET the participants had to reach. For this, we divided the interaction range into four equal-sized areas and selected the centers of these fields, resulting in targets at 1/8, 3/8, 5/8, and 7/8 of the interaction range (1/8-target – 7/8-target). As the levels of SCALING were multiples of 4, each level of TARGET was in the center of a subdivision for each level of SCALING, making them comparable for later analyses.

We varied these independent variables in a repeated measures design, totaling $3 \cdot 2 \cdot 2 \cdot 3 \cdot 4 = 144$ conditions. Further, we included 3 repetitions for each condition into the design, resulting in a total of $144 \cdot 3 = 432$ individual trials per participant. We counterbalanced the order of TOES, DIRECTION, and SCALING in a balanced Latin square design with $3 \cdot 2 \cdot 3 = 18$ levels to avoid learning effects. We excluded the POSTURE from the balanced Latin square to avoid fatigue from immediately successive conditions. Instead, we alternated the POSTURE for each participant (i.e., half of the participants performed all standing conditions at the even-numbered positions of the sequence and the sitting conditions at the odd-numbered positions, and vice versa for the other half). For practical reasons, we conducted all levels of TARGET together




Figure 4: We used an optical tracking system to (a) track the position and orientation of the participants’ hallux and 3rd toe using retro-reflective markers attached to 3d-printed extension tubes (b). The study client application visualized the task and visual feedback indicating the current toe deflection angle on a nearby display (c).

with consecutive repetitions for each combination of TOES \times DIRECTION \times POSTURE \times SCALING. Within these blocks, we randomized the levels of TARGET and the repetitions collectively, resulting in $4 \cdot 3 = 12$ trials per block.

3.2 Study Setup and Apparatus

To provide a reliable baseline for future toe-based interfaces, we decided to use an optical tracking system (Optitrack) for accurate and reliable tracking (see fig. 4a). For this, we mounted the cameras of the tracking system close to the floor and attached retro-reflective markers to the hallux and the 3rd toe of the participants (see fig. 4b). In addition, we used about 3 cm long 3d-printed extension tubes between the toes and the retro-reflective markers to extend the movement path of the markers to improve tracking performance.

We calibrated the system to the participants’ movement range. Due to the complex bone and muscle apparatus, the displacement of the toes cannot be expressed only as a change in height, but describes a circular path. Therefore, we traced the movement of the markers in the calibration phase from the starting position (flat foot on the floor with relaxed toes) to full flexion or extension, respectively. During the experiment, the system used this calibration to map the deflection of the foot to a percentage value. To distinguish the stationary starting position from directed movements, we considered $\pm 2\%$ around the starting position as a neutral zone. Therefore, the interaction range considered in the experiment refers to the remaining 98% each in extension and flexion direction.

Further, we implemented a study client application that allowed us to set the task from a desktop PC. Using an external monitor, the study client visualized the current SCALING and feedback about the foot movement and the current task to the participants (see fig. 4c). The participants used a clicker connected via Bluetooth to signal the completion of a task to the system.

For each trial, we logged the following dependent variables:

Success Rate as the rate of trials where the target was successfully selected.

Task-Completion Time as the time between showing the target to the participant and confirming the arrival.

Number of Crossings as the number of times, the target field was crossed before confirmation. A crossing is a movement from the start position beyond the target field and vice versa, i.e., to generate a crossing, the entire field must be fully traversed to avoid flickering of the data at the borders of the field.

Involuntary Toe Movement as the movement of the inactive toes for the levels hallux and lateral-toes of the TOES in percent of the interaction range.

Holding Error the maximum movement within 3 s after the confirmation in percent of the interaction range.

3.3 Procedure

After welcoming the participants, we introduced them to the concept and asked them to fill out a consent form and a demographic questionnaire. We used the method proposed by Chapman et al. [8] to identify the dominant foot. Then, we attached the retro-reflective markers on the toes of the dominant foot using double-sided adhesive tape and calibrated the system to the participants’ toes by recording the maximum displacement in the extension and flexion direction. We recalibrated the starting position before each block to avoid errors due to shifts. The calibration process took 5s on average. To avoid learning effects during the experiment, we then asked the participants to freely explore the system by moving their toes while observing the output on the screen. Participants were free to explore the system as long as they wanted until they felt familiar with and comfortable using it. The exploration phase took around 5 min on average.

After the free exploration phase, we told the participant about the combination of TOES \times DIRECTION \times POSTURE \times SCALING of the first block. After the participant took the correct POSTURE, we started the system, and the participant was presented with the SCALING of the current condition on the screen. Once ready and in starting position (dominant foot placed flat on the ground), the participant used the clicker to start the first trial. After the click, the system highlighted the target on the screen (see fig. 4c) in red and the current position of the toe in blue. Then, the participants moved their toes to the

target and confirmed the reach using the clicker. After that, the system started a 3s countdown for the second task and informed the participant to hold their toes still. After completing the countdown, the system told the participant to return to the start position. Once ready again, the participants started the subsequent trial using the clicker. We instructed the participants to focus on accuracy instead of speed. If a goal felt impossible, we instructed participants to achieve it as best they could and confirm that position.

After all trials of a block, participants answered questions regarding their experiences of the last TOES \times DIRECTION \times POSTURE \times SCALING combination on a 7-point Likert scale (1: strongly disagree, 7: strongly agree) using a tablet. To avoid any influence from fatigue, we instructed the participants to take breaks as needed before starting the subsequent trial. In addition, we enforced a minimum 2-minute break before the next block. During this break, the participants gave further qualitative feedback in a semi-structured interview. Each experiment took about 100 minutes per participant. Our institutional ethics board reviewed and approved the study design.

All participants and the investigator were vaccinated or tested on the same day. Only the investigator and the participant were in the room at any given time. The investigator and participants wore medical face masks throughout the experiment. We disinfected the study setup and all touched surfaces and ventilated the room for 30 minutes.

3.4 Participants

We recruited 18 participants (10 identified as male, 8 as female) from our university's mailing list. The participants were aged between 22 and 31 ($\mu = 26$, $\sigma = 2.28$) with 3 left-footed. Four of our participants reported having a diagnosed foot condition (P2, P14: pes valgus, P11, P12: pes planus). However, the participants did not have any problems conducting the experiment. All participants took part in the study voluntarily and without financial compensation. We provided drinks and snacks during and after the study.

3.5 Analysis

We analyzed the recorded data using 5-way repeated measures (RM) ANOVAs with the independent variables as discussed above as factors to unveil significant main and interaction effects. We tested the data for normality using Shapiro-Wilk's test. If the assumption of normality was violated, we performed a non-parametric analysis as described below. In cases where Mauchly's test indicated a violation of the assumption of sphericity, we corrected the tests using the Greenhouse-Geisser method and report the ϵ . When the RM ANOVA indicated significant results, we used pairwise t-tests with Bonferroni correction for post-hoc analysis. We further report the generalized eta-squared η_G^2 as an estimate of the effect size, classified using Cohen's suggestions as small ($> .0099$), medium ($> .0588$), or large ($> .1379$) [13] as proposed by Bakeman [2]. Further, as an estimate of the influence of the individual factors, we report the estimated marginal mean (EMM) μ_{EMM} with 95 % confidence intervals as proposed by Searle et al. [89]. For the multi-factorial analysis of non-parametric data, such as the Likert questionnaires, we performed an Aligned Rank Transformation as proposed by Wobbrock et al. [104] and Elkin et al. [20].

4 RESULTS

In the following sections, we report the results of the controlled experiment as described in Section. We present the results structured around the dependent variables and provide a summary of the main results at the beginning of each subsection, followed by detailed statistics.

4.1 Success Rate

We measured the success rate when confirming the selection to assess participants' accuracy. We found that lateral-toes performed worse compared to all-toes and hallux. Further, we found that sitting and flexion performed better compared to standing and extension, respectively. As expected, higher levels of SCALING decreased the accuracy rates. Overall, we measured success rates from $\mu = 100\%$, $\sigma = 0\%$ (4 times, all 4-scale) to $\mu = 46.3\%$, $\sigma = 30.6\%$ (hallux, standing, extension, 28-scale, 7/8-target), see fig. 5 (a).

The analysis revealed a significant ($F_{2,34} = 12.72$, $p < .001$, $\eta_G^2 = 0.02$) main effect of the TOES with a small effect size. Post-hoc tests showed significantly lower success rates for lateral-toes ($\mu_{EMM} = 80.2\%$ [77.7%, 82.8%]) compared to all-toes ($\mu_{EMM} = 87.9\%$ [85.3%, 90.5%], $p < .001$) and hallux ($\mu_{EMM} = 84.5\%$ [81.9%, 87.0%], $p < .05$).

Further, we found a significant ($F_{1,17} = 23.16$, $p < .001$, $\eta_G^2 = 0.01$) main effect of the POSTURE with a small effect size. Post-hoc tests indicated significantly ($p < .001$) higher success rates for sitting ($\mu_{EMM} = 86.0\%$ [83.9%, 88.0%]) compared to standing ($\mu_{EMM} = 82.4\%$ [80.3%, 84.4%]).

Also, the analysis indicated a significant ($F_{1,17} = 15.29$, $p < .01$, $\eta_G^2 = 0.01$) main effect of the DIRECTION with a small effect size. Post-hoc tests confirmed significantly ($p < .01$) higher success rates for flexion ($\mu_{EMM} = 86.7\%$ [84.4%, 89.0%]) compared to extension ($\mu_{EMM} = 81.7\%$ [79.4%, 84.0%]).

As a last main effect, the analysis showed a significant ($F_{1,15,19,54} = 113.39$, $p < .001$, $\epsilon = 0.57$, $\eta_G^2 = 0.15$) influence of the SCALING with a large effect size. We found falling success rates for higher levels of SCALING, ranging from $\mu_{EMM} = 94.7\%$ [92.2%, 97.2%] for 4-scale to $\mu_{EMM} = 72.6\%$ [70.1%, 75.1%] for 28-scale. Post-hoc tests confirmed significant (all $p < .001$) differences between all groups.

Further, we found a significant ($F_{2,34} = 6.46$, $p < .01$, $\eta_G^2 = 0.01$) interaction effect between POSTURE and SCALING with a small effect size. While the success rate for the 4-scale conditions was comparable ($p > .05$) between standing ($\mu_{EMM} = 94.1\%$ [91.3%, 96.8%]) and sitting ($\mu_{EMM} = 95.4\%$ [92.6%, 98.1%]), the differences increased with higher levels of scale to 28-scale (standing: $\mu_{EMM} = 69.2\%$ [66.5%, 72.0%], sitting: $\mu_{EMM} = 75.9\%$ [73.2%, 78.7%], $p < .001$).

Finally, we found a significant ($F_{3,51} = 5.17$, $p < .01$, $\eta_G^2 = 0.01$) interaction effect between DIRECTION and TARGET with a small effect size. The success rates were comparable between extension and flexion from 1/8-target to 5/8-target with differences between 1% and 4.5% in the EMMs (all $p > .05$). Interestingly, for the 7/8-target conditions, however, we found the highest (flexion: $\mu_{EMM} = 88.7\%$ [85.4%, 91.9%]) and lowest (extension: $\mu_{EMM} = 76.8\%$ [73.5%, 80.0%]) success rates of all DIRECTION and TARGET combinations ($p < .001$).

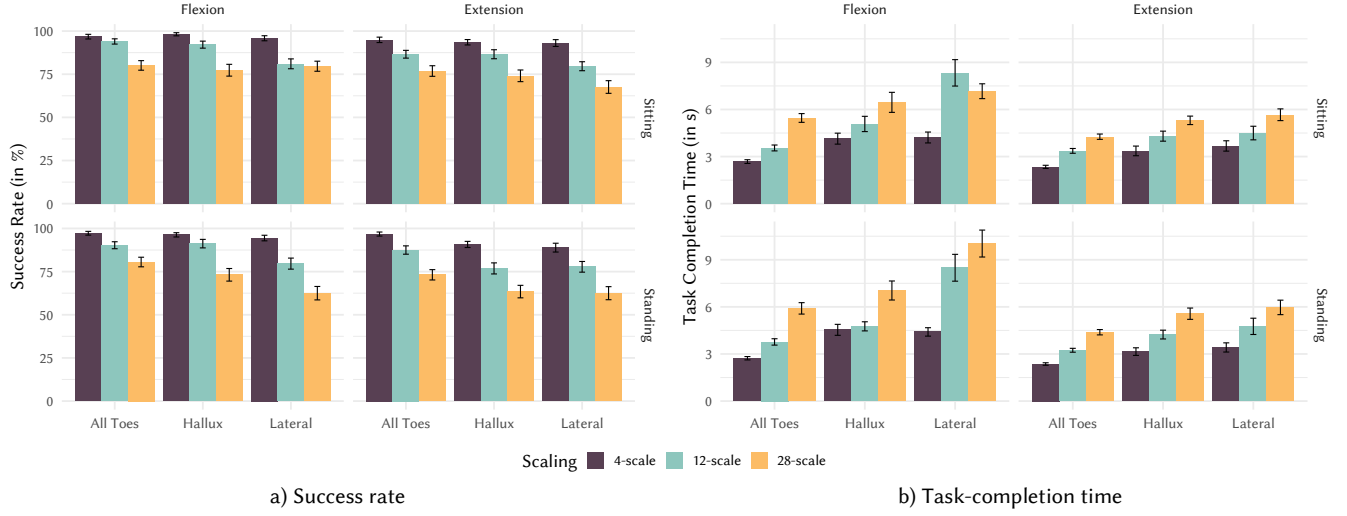


Figure 5: Success rate (a) and task-completion time (b) in the experiment. For ease of reading, data are averaged across the 4 levels of TARGET. All error bars depict the standard error.

4.2 Task-Completion Time

As a measure of efficiency, we analyzed the task-completion time (TCT) as the time between the display of the target and the click to confirm reaching it. We found that all-toes, sitting, and extension led to significantly faster TCTs compared to the respective other levels. As expected, higher levels of SCALING also increased the TCT. We found values ranging from $\mu = 2.2$ s, $\sigma = 0.6$ s (all-toes, standing, extension, 4-scale, $3/8$ -target) to $\mu = 11.2$ s, $\sigma = 5.8$ s (lateral-toes, standing, flexion, 28-scale, $3/8$ -target), see fig. 5 (b).

The analysis showed a significant ($F_{1,39,23.66} = 23.72$, $p < .001$, $\epsilon = 0.70$, $\eta_G^2 = 0.07$) main effect of the TOES with a medium effect size. Post-hoc tests confirmed rising TCTs from all-toes ($\mu_{EMM} = 3.7$ s [2.9s, 4.4s]) over hallux ($\mu_{EMM} = 4.8$ s [4.1s, 5.6s]) to lateral-toes ($\mu_{EMM} = 5.9$ s [5.1s, 6.7s]) with significant differences between all groups (hallux - lateral-toes $p < .01$, other $p < .001$).

We found a significant ($F_{1,17} = 4.46$, $p < .05$, $\eta_G^2 = 0.01$) main effect for the POSTURE with a small effect size. Post-hoc tests confirmed a significant ($p < .05$) faster TCTs for sitting ($\mu_{EMM} = 4.7$ s [4.0s, 5.4s]) compared to standing ($\mu_{EMM} = 4.9$ s [4.2s, 5.6s]).

Also, the analysis showed a significant ($F_{1,17} = 45.44$, $p < .001$, $\eta_G^2 = 0.04$) main effect for the DIRECTION with a small effect size. Post-hoc tests indicated higher TCTs for flexion ($\mu_{EMM} = 5.5$ s [4.8s, 6.2s]) compared to extension ($\mu_{EMM} = 4.1$ s [3.4s, 4.8s]), $p < .001$.

Further, the analysis found a significant ($F_{2,34} = 73.04$, $p < .001$, $\eta_G^2 = 0.10$) main effect of the SCALING with a medium effect size. Post-hoc tests confirmed significantly rising TCTs with higher levels of SCALING (4-scale: $\mu_{EMM} = 3.4$ s [2.7s, 4.1s], 12-scale: $\mu_{EMM} = 4.9$ s [4.2s, 5.6s], 28-scale: $\mu_{EMM} = 6.1$ s [5.4s, 6.8s]), all $p < .001$).

As a last main effect, the analysis indicated a significant ($F_{1,76,29.90} = 13.16$, $p < .001$, $\epsilon = 0.59$, $\eta_G^2 = 0.03$) influence of the TARGET with a small effect size. Post-hoc tests confirmed significant differences between $7/8$ -target ($\mu_{EMM} = 5.7$ s [5.0s, 6.4s]) compared to all other

levels (all between $\mu_{EMM} = 4.29$ s and $\mu_{EMM} = 4.75$ s, $p < .01$ for $5/8$ -target, rest: $p < .001$).

Besides the main effects, the analysis revealed a significant ($F_{2,34} = 3.74$, $p < .05$, $\eta_G^2 = 0.01$) interaction effect between POSTURE and SCALING with a small effect size. While the TCTs were comparable between standing and sitting for 4-scale and 12-scale (both within 0.1 s), we found a more pronounced difference for 28-scale (standing: $\mu_{EMM} = 6.5$ s [5.7s, 7.2s], sitting: $\mu_{EMM} = 5.7$ s [5.0s, 6.5s]). This finding is supported by post-hoc tests confirming significant interaction effects between all conditions except for 4-scale while sitting compared to 4-scale while standing and 12-scale while sitting compared to 12-scale while standing.

Further, we found a significant ($F_{2,34} = 8.52$, $p < .01$, $\eta_G^2 = 0.01$) interaction effect between SCALING and DIRECTION. While we could not find significant differences between flexion and extension for 4-scale, we found significantly higher TCTs for flexion movements for both 12-scale (+1.6 s) and 28-scale (+1.8 s) (both $p < .001$).

Additionally, we found a significant ($F_{3,23,54.93} = 4.93$, $p < .01$, $\epsilon = 0.54$, $\eta_G^2 = 0.01$) interaction effect between TOES and TARGET with a small effect size. While we found a slow and constant, yet not significant, rise of the TCTs for more distant targets in the all-toes (+0.5 s from $1/8$ -target to $7/8$ -target) and hallux (+0.9 s) conditions, the impact on the TCTs was significant for lateral-toes (+1.7 s, $p < .001$).

Finally, we found a significant ($F_{3,00,51.02} = 3.13$, $p < .05$, $\epsilon = 0.50$, $\eta_G^2 = 0.01$) interaction effect between SCALING and TARGET with a small effect size. More distant targets increased the TCTs for 28-scale only slightly (+0.5 s from $1/8$ -target to $7/8$ -target, $p > .05$). For 4-scale and 12-scale, however, the rise in TCTs for more distant targets was more pronounced (4-scale: +1.4 s, 12-scale: +1.8 s, both $p < .01$).

Beyond the two-way interaction effects, we found an interaction effect between TOES, SCALING, and DIRECTION that we omit due to space limitations.

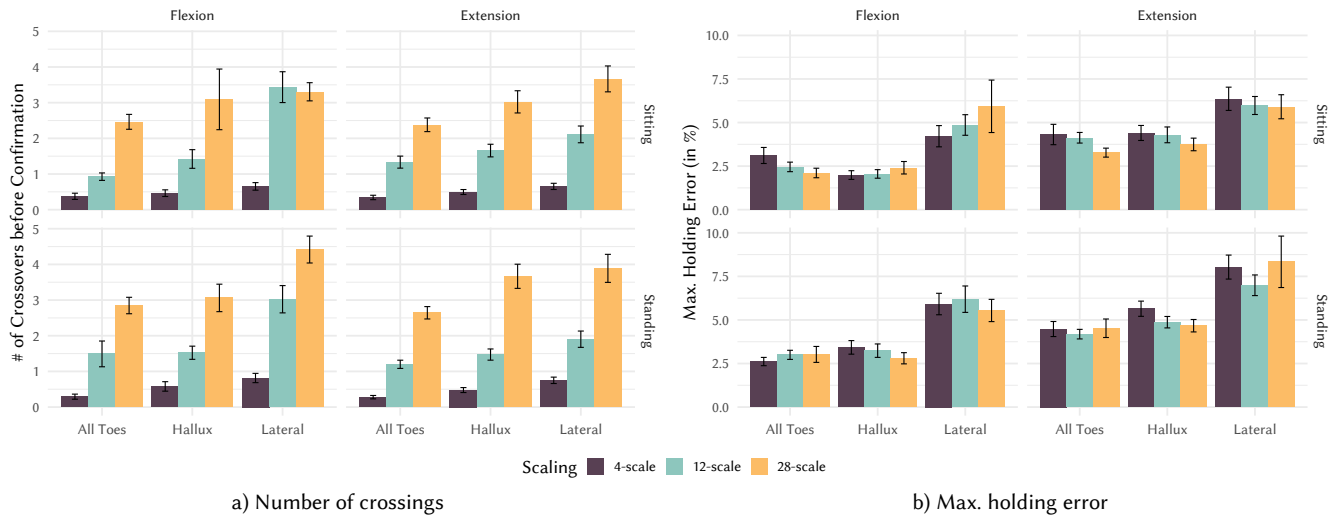


Figure 6: Number of crossings (a) and holding error (b) in the experiment. For ease of reading, data are averaged across the 4 levels of TARGET. All error bars depict the standard error.

4.3 Number of Crossings

We analyzed the number of crossings as another measure of the efficiency of participants. We found higher numbers of crossings for lateral-toes compared to all-toes and hallux. Further, we found higher numbers of crossings while standing and for the $1/8$ -target. As expected, higher levels of SCALING also led to higher numbers of crossings. Overall, we found numbers of crossings ranging from $\mu = 0.1$, $\sigma = 0.3$ (all-toes, standing, extension, 4-scale, $7/8$ -target) to $\mu = 5.3$, $\sigma = 3.8$ (lateral-toes, sitting, extension, 28-scale, $1/8$ -target), see fig. 6 (a).

The analysis showed a significant ($F_{2,34} = 17.50$, $p < .001$, $\eta_G^2 = 0.03$) main effect of the TOES with a small effect size. Post-hoc tests confirmed significantly higher numbers of crossings for lateral-toes ($\mu_{EMM} = 2.4$ [2.0, 2.8]) compared to all-toes ($\mu_{EMM} = 1.4$ [1.0, 1.8], $p < .001$) and hallux ($\mu_{EMM} = 1.7$ [1.3, 2.2], $p < .01$).

Further, we found a significant ($F_{1,17} = 5.89$, $p < .05$, $\eta_G^2 = 0.01$) main effect of the POSTURE with a small effect size. Post-hoc tests confirmed significantly ($p < .05$) lower numbers of crossings while sitting ($\mu_{EMM} = 1.8$ [1.4, 2.2]) compared to standing ($\mu_{EMM} = 1.9$ [1.5, 2.3]).

Also, the analysis revealed a significant ($F_{1,24,21.13} = 77.57$, $p < .001$, $\epsilon = 0.62$, $\eta_G^2 = 0.20$) main effect of the SCALING with a large effect size. Post-hoc tests confirmed significantly rising numbers of crossings for higher levels of SCALING ranging from $\mu_{EMM} = 0.5$ [0.1, 1.0] (4-scale) to $\mu_{EMM} = 3.2$ [2.8, 3.7] (28-scale), all $p < .005$.

As a last main effect, we found a significant ($F_{2,17,36.90} = 12.61$, $p < .001$, $\epsilon = 0.72$, $\eta_G^2 = 0.03$) influence of the TARGET with a small effect size. Post-hoc tests revealed significantly higher numbers of crossings for $1/8$ -target ($\mu_{EMM} = 2.4$ [2.0, 2.8]) compared to all other groups (μ_{EMM} between 1.54 and 1.82, $p < .01$ for $1/8$ -target - $3/8$ -target, rest: $p < .001$).

Besides the main effects, we found a significant ($F_{2,34} = 4.19$, $p < .05$, $\eta_G^2 = 0.01$) interaction effect between TOES and DIRECTION

with a small effect size. While the numbers of crossings were comparable between flexion and extension for all-toes (difference: 0.04) and hallux (difference: 0.11), the difference effect seemed stronger on lateral-toes (difference: 0.45). However, post-hoc tests did not support this finding ($p > .05$).

4.4 Holding Error

We analyzed the holding error as the maximum deviation during the hold phase within 3s in percent of the interaction range. We found higher holding errors when using the lateral-toes and while standing. Further, we found that extension increased the holding error and that $1/8$ -target (in both directions closest to the starting position) showed lower holding errors. Over all conditions, we found holding errors ranging from $\mu = 1.3\%$, $\sigma = 1.2\%$ (hallux, sitting, flexion, 4-scale, $3/8$ -target) to $\mu = 10.6\%$, $\sigma = 7.6\%$ (lateral-toes, standing, extension, 4-scale, $3/8$ -target), see fig. 6 (b).

The analysis revealed a significant ($F_{1,20,20.47} = 28.84$, $p < .001$, $\epsilon = 0.60$, $\eta_G^2 = 0.07$) main effect of the TOES with a medium effect size. Post-hoc tests confirmed significantly higher holding errors for lateral-toes ($\mu_{EMM} = 6.2\%$ [5.3%, 7.1%]) compared to all-toes ($\mu_{EMM} = 3.4\%$ [2.6%, 4.3%], $p < .001$) and hallux ($\mu_{EMM} = 3.6\%$ [2.7%, 4.5%], $p < .001$).

Further, the analyses showed a significant ($F_{1,17} = 30.61$, $p < .001$, $\eta_G^2 = 0.01$) main effect of the POSTURE with a small effect size. Post-hoc tests revealed significantly ($p < .001$) lower holding errors for sitting ($\mu_{EMM} = 4.0\%$ [3.2%, 4.8%]) compared to standing ($\mu_{EMM} = 4.9\%$ [4.1%, 5.6%]).

Also, the analysis showed a significant ($F_{1,17} = 18.79$, $p < .001$, $\eta_G^2 = 0.03$) main effect of the DIRECTION with a small effect size. Post-hoc tests confirmed significantly ($p < .001$) smaller holding errors for flexion ($\mu_{EMM} = 3.6\%$ [2.8%, 4.5%]) compared to extension ($\mu_{EMM} = 5.2\%$ [4.4%, 6.1%]).

As a last main effect, we found a significant ($F_{1,50,25.56} = 3.42$, $p > .05$, $\epsilon = 0.50$) influence of the TARGET with a small effect

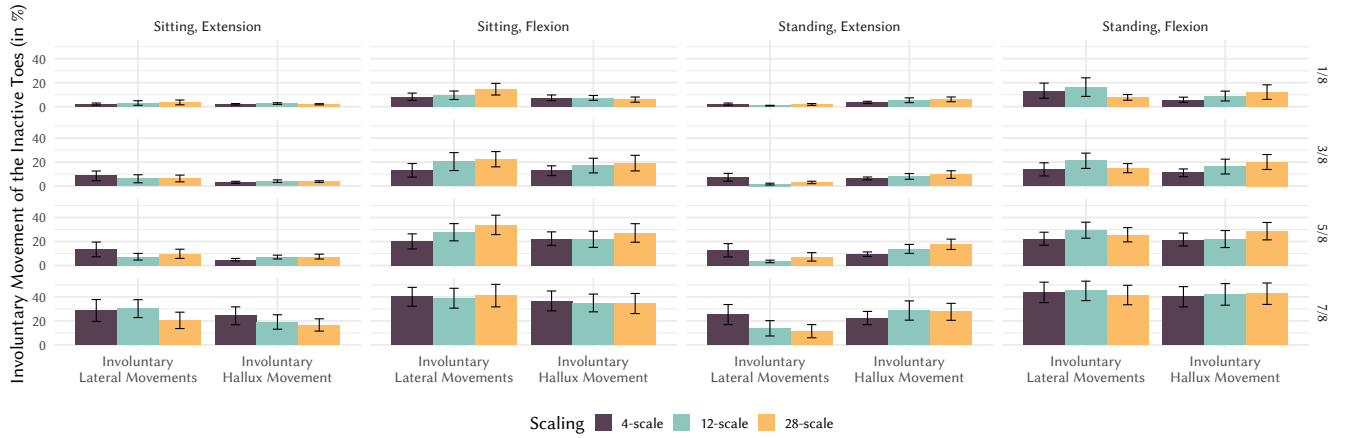


Figure 7: Involuntary movement of the toes that are not active in the respective condition. All error bars depict the standard error.

size. Post-hoc tests confirmed significantly lower holding errors for 1/8-target ($\mu_{EMM} = 4.0\%$ [3.1%, 4.8%]) compared to 7/8-target ($\mu_{EMM} = 4.8\%$ [4.0%, 5.6%]), $p < .05$.

In addition, we found a significant ($F_{1,73,29.38} = 10.54$, $p < .001$, $\epsilon = 0.58$, $\eta_G^2 = 0.02$) interaction effect between DIRECTION and TARGET. The holding error was comparable for 1/8-target (flexion: $\mu_{EMM} = 4.0\%$ [3.0%, 5.0%], extension: $\mu_{EMM} = 3.9\%$ [3.0%, 4.9%], $p > .05$). Interestingly, for higher levels of TARGET, the holding error rose for extension (7/8-target: $\mu_{EMM} = 6.4\%$ [5.4%, 7.4%]) and, at the same time, declined for flexion (7/8-target: $\mu_{EMM} = 3.2\%$ [2.2%, 4.2%]), $p < .001$.

Additionally, we found three higher-level interactions that we omit due to space limitations.

4.5 Involuntary Movement of Inactive Toes

To gauge the capability for separate voluntary movement of the toes, we measured the movement of the toes not active in the lateral-toes and hallux conditions. We excluded one participant from the analysis due to technical difficulties with data collection. The measurements are in % of the interaction range. We found fewer involuntary toe movements for extension compared to flexion. As expected, we found that the 7/8-target (which required the highest extension and flexion) also increased involuntary movement. Overall, we found involuntary movements between $\mu = 0.9\%$, $\sigma = 1.3\%$ (hallux, standing, extension, 12-scale, 1/8-target) and $\mu = 45.0\%$, $\sigma = 33.4\%$ (hallux, standing, flexion, 12-scale, 7/8-target), see fig. 7.

The analysis revealed a significant ($F_{1,16} = 13.56$, $p < .01$, $\eta_G^2 = 0.08$) main effect of the DIRECTION with a medium effect size. Post-hoc tests confirmed significantly ($p < .01$) less involuntary toe movement for extension ($\mu_{EMM} = 10.1\%$ [4.0%, 16.2%]) compared to flexion ($\mu_{EMM} = 23.0\%$ [16.9%, 29.1%]).

Also, we found a significant ($F_{1,26,20.16} = 28.84$, $p < .001$, $\epsilon = 0.42$, $\eta_G^2 = 0.16$) main effect of the TARGET with a large effect size. Post-hoc tests indicated significantly higher involuntary toe movements for 7/8-target ($\mu_{EMM} = 31.2\%$ [25.2%, 37.3%]) compared to all other groups ($p < .001$). Further, post-hoc tests showed significantly

higher involuntary toe movement for 5/8-target ($\mu_{EMM} = 17.4\%$ [11.3%, 23.4%]) compared to 1/8-target ($\mu_{EMM} = 6.4\%$ [0.3%, 12.4%]).

Besides, we found a significant ($F_{3,44,54.98} = 3.10$, $p < .05$, $\epsilon = 0.57$, $\eta_G^2 = 0.01$) interaction effect between SCALING and TARGET with a small effect size. While 28-scale resulted in the highest involuntary toe movement for 1/8-target ($\mu_{EMM} = 6.8\%$ [0.4%, 13.2%]) to 5/8-target ($\mu_{EMM} = 19.7\%$ [13.3%, 26.1%]), it resulted in the lowest involuntary toe movement for the 7/8-target ($\mu_{EMM} = 29.5\%$ [23.1%, 35.9%]) compared to 4-scale ($\mu_{EMM} = 32.7\%$ [26.2%, 39.1%]) and 12-scale ($\mu_{EMM} = 31.6\%$ [25.2%, 38.0%]). However, post-hoc tests did not confirm this finding (all $p > .05$).

Beyond two-way interaction effects, we found an interaction effect between TOES, POSTURE, and SCALING that we omit due to space limitations.

4.6 Questionnaire

We asked participants for subjective feedback on a 7-point Likert scale after each block. The participants, therefore, answered the questions for all targets of the condition together. Figure 8 depicts all answers from our participants.

Convenience. We found that participants rated all-toes, sitting, and extension better compared to the respective other levels of the factors. Further, participants also rated the highest level of SCALING worse compared to the other levels.

The analysis revealed a significant ($F_{2,34} = 25.85$, $p < .001$, $\eta_G^2 = 0.15$) main effect for the TOES with a large effect size. Post-hoc tests confirmed significantly higher approval rates for all-toes compared to hallux and lateral-toes (both $p < .001$). Further, we found a significant ($F_{1,17} = 17.50$, $p < .001$, $\eta_G^2 = 0.02$) main effect of the POSTURE with a small effect size. Post-hoc tests showed significantly higher approval ratings for sitting compared to standing ($p < .001$). Also, we found a significant ($F_{1,17} = 11.11$, $p < .01$, $\eta_G^2 = 0.06$) main effect of the DIRECTION with a medium effect size. Post-hoc tests confirmed significantly higher approval rates for extension compared to flexion ($p < .01$). Finally, we found a significant ($F_{2,34} = 6.33$, $p < .01$, $\eta_G^2 = 0.01$) main effect for the SCALING with a small

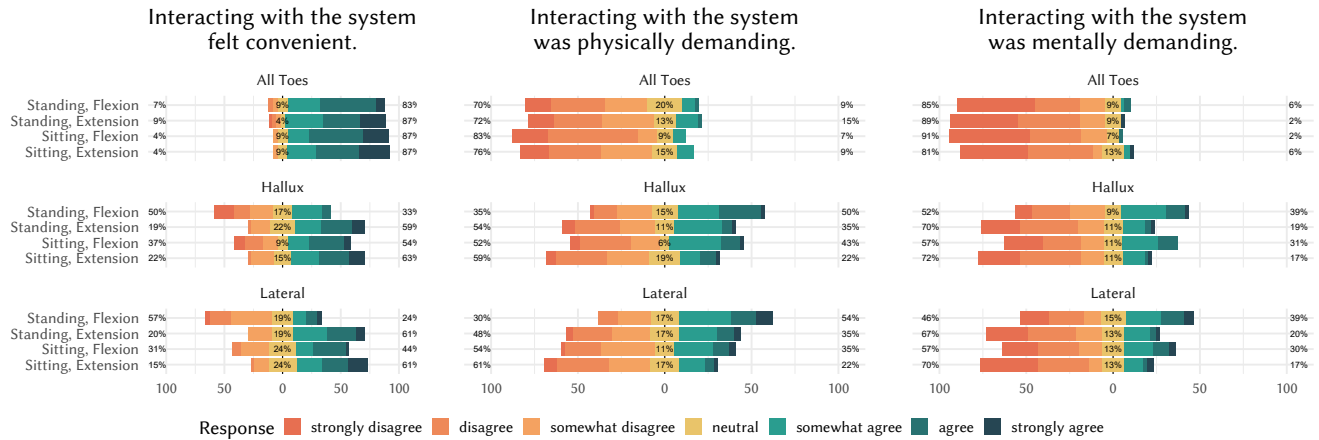


Figure 8: The participants' answers to our four questions in the Likert-questionnaires. The plots contain the data of all levels of SCALING.

effect size. Post-hoc tests showed significantly lower approval rates for 28-scale compared to both 4-scale ($p < .01$) and 12-scale ($p < .05$).

Further, we found a significant ($F_{2,34} = 6.17, p < .01, \eta_G^2 = 0.02$) interaction effect between TOES and DIRECTION with a small effect size. While we could not find significant differences between flexion and extension for all-toes ($p > .05$), we found significantly higher approval for extension compared to flexion for hallux and lateral-toes (both $p < .001$). Finally, we found a significant ($F_{1,17} = 21.89, p < .001, \eta_G^2 = 0.01$) interaction effect between POSTURE and DIRECTION with a small effect size. While we did not see significant differences in the ratings for extension while standing and sitting, we found that flexion resulted in significantly lower ratings while standing compared to sitting ($p < .001$).

Physical Demand. We found lower perceived physical demand for all-toes and sitting compared to the other levels of the factors. Further, we found that the highest SCALING increased the perceived physical demand.

We found a significant ($F_{2,34} = 11.45, p < .001, \eta_G^2 = 0.12$) main effect of the TOES with a medium effect size. Post-hoc tests indicated significantly lower physical demand when using all-toes compared to both hallux ($p < .01$) and lateral-toes ($p < .001$). Further, the analysis showed a significant ($F_{1,17} = 9.07, p < .01, \eta_G^2 = 0.02$) main effect for the POSTURE with a small effect size. Post hoc test confirmed significantly lower physical demand for sitting compared to standing ($p < .01$). Also, we found a significant ($F_{2,34} = 5.11, p < .05, \eta_G^2 = 0.01$) main effect of the SCALING with a small effect size. Post-hoc tests showed significantly higher physical demand for 28-scale compared to both 4-scale and 12-scale (both $p < .05$).

In addition to the main effects, we found a significant ($F_{2,34} = 6.08, p < .01, \eta_G^2 = 0.02$) interaction effect between TOES and DIRECTION with a small effect size. We found no significant differences between flexion and extension for the all-toes conditions ($p > .05$). For the hallux and the lateral-toes conditions, however, we found significantly higher physical demand ratings for the respective combinations with flexion compared to extension (hallux: $p < .05$,

lateral-toes: $p < .01$). Finally, we found a significant ($F_{1,17} = 5.75, p < .05, \eta_G^2 = 0.01$) interaction effect between POSTURE and DIRECTION with a small effect size. While we found no significant differences between flexion and extension while sitting ($p > .05$), we found a significantly higher physical demand for flexion compared to extension while standing ($p < .01$).

Mental Demand. We found that all-toes, sitting and extension interactions led to a reduced perceived mental demand compared to the respective other levels of the factors. Further, the highest subdivision of SCALING also increased the perceived mental demand.

The analysis showed a significant ($F_{2,34} = 14.24, p < .001, \eta_G^2 = 0.09$) main effect of the TOES with a medium effect size. Post-hoc tests confirmed significantly lower mental demand for all-toes conditions compared to both hallux and lateral-toes (both $p < .001$). Further, the analysis indicated a significant ($F_{1,17} = 10.88, p < .01, \eta_G^2 = 0.01$) main effect of the POSTURE with a small effect size. Post-hoc tests confirmed significantly lower mental demand while sitting compared to standing ($p < .01$). Also, we found a significant ($F_{1,17} = 13.57, p < .01, \eta_G^2 = 0.02$) main effect of the DIRECTION with a small effect size. Post-hoc tests indicated significantly higher mental demand for flexion compared to extension ($p < .01$). As a last main effect, we found a significant ($F_{2,34} = 9.50, p < .001, \eta_G^2 = 0.02$) influence of the SCALING with a small effect size. Post-hoc tests confirmed a significantly higher mental demand for 28-scale compared to 4-scale ($p < .001$).

Finally, we found a significant ($F_{2,34} = 7.22, p < .01, \eta_G^2 = 0.02$) interaction effect between TOES and DIRECTION with a small effect size. We found no significant differences between flexion and extension for all-toes. For hallux and lateral-toes, however, we found significantly higher mental demand for flexion compared to extension (both $p < .001$).

4.7 Subjective Feedback

In general, participants responded positively to the concept of interacting by moving their toes and praised the "great" (P9) work as "[it is] surprisingly easy to use, similar to indirect control via mouse"

(P12). P15 imagined using such a system when interacting with an “AR Interface [...] you can subtly interact with the system when wearing shoes”.

When asked about their favorite TOES, there was a clear consensus on the all-toes level (16 participants, hallux: 2 participants). Asked for the reasons, participants told us that using all toes felt “most pleasant” (P0, P13) and “easier” (P2, P5, P10, P15) as “[it was] most natural” (P13). P5 further described the advantage over hallux and lateral-toes operation: “Moving individual toes down was impossible for me, up was okay but still mentally more difficult than using all toes”. P12, among the subgroup who preferred interacting using the hallux, stated that this provided him with “more stability while still [being] flexible [but] only for extension”.

Regarding POSTURE, participants showed a slight preference for seated interaction (14 participants, standing: 4 participants). Participants described seated interaction as “less straining” (P3) and that the posture “[helped me] to keep the balance” (P4). P9 added that he had more “control [...] while there is no body weight on the foot”. In contrast, other participants felt that the interaction while standing was more “controllable” (P12). P5 expressed indecision regarding the preference: “Even though standing was less comfortable, I felt like I had more control [compared to sitting]”.

For the DIRECTION, we found a slight preference for extension (13 participants, flexion: 5 participants) as it felt “less straining” (P2, P4, P12) and “more comfortable” (P5, P8, P13). While the responses with a preference for the extension direction were more concerned with the pleasantness of the interaction, the group that preferred flexion mentioned that it felt “more precise” (P0, P3). P5 described the relationship: “[extension] felt more comfortable to use, even though I also felt less accurate that way”. Regarding the two tasks, P4 added: “When holding, flexion was more pleasant and when moving, extension”. Further, participants made their ratings of DIRECTION dependent on POSTURE as “[flexion] is easier [while] sitting [...] because you do not have to keep your balance and you are [...] more accurate” (P13).

Concerning the SCALING, we found the highest agreement with the 12-scale (12 participants, 4-scale: 4 participants, 28-scale: 1 participant). Participants described this intermediate scaling as a “good compromise” (P3) between 28-scale where it “was very difficult to be accurate” (P5) and 4-scale with “too few options” (P3). The participants who preferred a coarser division as in 4-scale explained that it was “easier” (P2, P4, P10) because “you do not have to be so precise” (P8).

5 DISCUSSION AND GUIDELINES

Our results indicate that toe movements can provide a viable input modality for efficient and accurate interactions. We found accuracy rates of up to 100% (i.e., without a single error across all repetitions and all participants) and interaction times (which included recognizing the target, moving the toes, and confirming the target) well below 2.5 s. In combination, we found the best overall performance using all-toes or hallux while sitting for flexion movements on a 4-scale. Our results showed that the performance varied considerably across the other levels of the five factors. In this section, we discuss our results in relation to our hypotheses and present guidelines for the future use of toe-based interfaces.

5.1 Guideline 1: Use a small number of options

As a fundamental premise, we hypothesized that the accuracy of voluntary toe movements is sufficient to discriminate targets and thus enable purposeful interaction (H_1). To assess this, we investigated different partitions of the interaction space as SCALING. Across all measures, we found a strong influence of the scaling on participants’ performance. We observed that increasingly finer subdivisions of the SCALING resulted in a) decreasing accuracy rates as well as b) increasing interaction times. In particular, with the finest subdivision, this effect renders targeted interaction impossible. While the relationship between increased difficulty and decreasing accuracy rates seems intuitive, the second finding that increased difficulty also led to a decrease in efficiency was more surprising.

We attribute both results to participants having difficulties selecting targets at finer scales (and, thus, smaller target ranges). While this directly affected accuracy rates, it also affected efficiency: We saw participants oscillating around the targets, increasing the interaction times. Higher numbers of crossings for these conditions also support this hypothesis. We found this effect independent of the target’s position within the scale.

Therefore, our results support H_1 and point to a negative influence on interaction time. Based on these results, we suggest using a 4-scale for both flexion and extension for most situations. This is in line with the holding errors in the range of $\approx \pm 3\%$ around the starting point of the holding phase that we measured for these conditions. This allows users to hold their toes in one of the fields of the scale for longer periods, e.g., to select an item, similar to the concept of dwell-time in eye-gaze interaction [79].

5.2 Guideline 2: Allow joint movements of the toe groups

Given the separate muscle groups controlling the hallux and lateral-toes, we hypothesized that these toe groups could be used separately for interaction. Across all measurements, we found a substantial advantage of joint usage of all toes: Interaction using all toes was significantly faster compared to both hallux and lateral-toes. Regarding accuracy, we found no significant differences between all-toes and hallux, while lateral-toes showed a significant drop in success rates.

However, even these comparable accuracy rates between all-toes and hallux do not provide a foundation for independent use: In the analysis of involuntary toe movements, we found large movements of the currently passive toes between 22% and 40%. However, a future system that aims to interpret users’ toe movements would now need to distinguish if a movement by a group of toes was intentional or just a dependency effect on the voluntary movement of the first group. Matching this, our participants communicated clearly that they found independent interaction difficult to impossible. This result supports the findings of Yao et al. [109], who found that requiring the user to control the deflections of two toes simultaneously severely degrades operability.

Reflecting on the results, we have found ample evidence that contradicts H_2 , indicating that the independent use of the toe groups for different interactions should be considered infeasible. Future systems should therefore use other factors (e.g., direction or finer scales) to increase the number of options while interacting.




Figure 9: A set of use cases for a toe-based input modality. The (a) *App Launcher* allows users to select and launch applications on an HMD. The (b) *Music Player* allows users to skip songs and change volume without requiring a visual interface. The (c) *Kitchen Assistant* helps users while cooking by allowing them to control the interface on a tablet while their hands are dirty.

5.3 Guideline 3: Prefer Extension while Standing

We hypothesized that when standing, the interaction in the flexion direction performs worse than in the extension direction because the toes touching the floor hinders the interaction (H_3). We found significantly higher accuracy rates, faster interaction times, and lower holding errors while sitting. This was also supported by the analysis of the questionnaires, where we found significantly higher ratings for convenience and lower ratings for the physical and mental demand for interacting while sitting.

Looking for reasons for the inferior performance of the participants while standing, we found that especially the combination with flexion movements yielded a detrimental effect: While the convenience was comparable between sitting and standing for extension movements, we found significantly lower approval ratings and higher physical demand for flexion while standing. We attribute this effect to the permanent muscle tension of the foot and, consequently, the toes while standing to enable us to have a secure and upright stance [105]. Voluntary movement of the toes interferes with this firm stance. Or the other way around: A firm stance interferes with the voluntary movement of the toes. This is especially relevant for movements in flexion-direction while standing, where the free movement of the toes is hindered by the floor, so the (fore-) foot has to be slightly lifted. According to our participants' feedback, this destabilized their stance, explaining the deterioration of both quantitative and qualitative performance measures for interaction while standing.

Given these findings, our results provide evidence that supports H_3 . Therefore, we suggest focusing on extension movements while standing. With 4-scale using all-toes, standing interactions in extension-direction can provide enjoyable interactions with $>95\%$ accuracy and <2.5 s interaction times.

5.4 Guideline 4: Allow for Additional Options When Sitting

When seated, the feet are not engaged in maintaining balance, facilitating their use for interaction. Building on this, we hypothesized

that sitting allows for more accurate, efficient, and comfortable interaction compared to standing (H_4). Whereas we uncovered a decreasing effect of flexion movements on the performance of participants while standing, we observed a contrary trend while sitting: While we found accuracy rates well over 90 % across all conditions for 4 targets, flexion while sitting proved to be the only combination suitable for keeping comparable accuracy rates for 12 targets. The other conditions, in contrast, showed considerably stronger drops in accuracy rates down to 70-80%.

As discussed in the last section, maintaining balance while standing puts a substantial strain on the toes, which affects the ability to contribute movement to the interaction. When seated, this effect is eliminated, allowing the toes to demonstrate their full potential. Unleashing this potential, flexion movements enabled more fine-grained interactions than extension movements. This result came as a surprise, as the musculoskeletal system of the toes supports greater active motion in the extension direction than in the flexion direction [16]. Our results suggest that this larger range of motion could be associated with lower control accuracy.

Based on these findings, we found supporting evidence for H_4 . Therefore, we propose to offer additional options while sitting. Thereby, extension movements can be used for a coarser selection, while flexion movements additionally enable a more fine-grained adjustment of options.

6 USE CASES

We acknowledge that toe-based interaction will not replace today's dominant interaction modalities as a stand-alone interface, given the limited variability and expressiveness. However, we are convinced that toe-based input offers great potential as a complementary interaction modality in various situations where today's standard interaction techniques are impractical or unavailable (e.g., when both hands are busy or privacy-sensitive interaction is desired). In the following, we outline example applications illustrating the applicability.

App Launcher. The app launcher allows users to scroll through a list to select and open applications on an HMD. This use case

highlights the possibility of interacting with Augmented Reality (AR) [44] and portable Virtual Reality (VR) [45] interfaces in mobile and public scenarios (see Figure 9a) anytime and anywhere. Consequently, toe-based interaction facilitates interaction for users whose hands are occupied or constrained. In addition, toe-based interaction can serve as an intermediate solution for using AR in public spaces, providing a smooth transition to social acceptance of HMDs [46] in public.

Music Player. The music player (see Figure 9b) allows users to skip songs (by extending their toes) and control the volume step by step (by flexing and holding) without using the hands or other input modalities, such as voice-based interaction, which is known to be challenging in noisy environments [52] and impacts privacy [68, 95]. In contrast, this use case illustrates the appropriateness of toe-based interfaces for private and environment-independent interaction without occupying the environment or compromising user privacy through voice interaction.

Kitchen Assistant. The kitchen assistant lets users control smart kitchen elements [48, 101], such as a nearby tablet, by moving their toes. This use case spotlights the versatility of our approach to serve as an additional input modality for various devices (see Figure 9c). Subsequently, toe-based interaction can provide an alternative in situations where the primary input modality of devices is impractical (e.g., when using a tablet with dirty hands).

7 LIMITATIONS AND FUTURE WORK

We are convinced that the results presented in this paper provide valuable insights into the applicability of toe-based interfaces for interacting with computing systems. However, the design of our experiment and the results impose some limitations and raise questions for future work.

7.1 External Validity and Real-World Applicability

In this paper, we aimed to establish a robust baseline of the human capabilities for leveraging voluntary toe movements for interaction. To address the impact of the presented independent variables, we excluded possible confounding factors such as technical challenges of a tracking system or external factors (e.g., restrictions due to footwear).

We are convinced that the technical challenges of accurate toe-movement tracking will be resolved in the coming years through further technical advances in real-time motion classification using electromyography (EMG) [39–41, 80] or inertial motion tracking [51, 91].

Besides the technical limitations, questions remain on how to handle external factors, such as the cognitive demand of the interaction [49], the shape, or cut of the footwear. Such external factors will influence the freedom of movement of the toes and thus their efficiency and accuracy in the interaction. We see our results as directly applicable to situations without fixed footwear (e.g., bare-foot or in socks at home) or to special shoes prepared for toe-based interactions (e.g., sandals or other open-toe shoes). Furthermore, we are convinced that our work provides a solid foundation as an

upper bound for further investigations of toe-based interfaces with restrictive footwear.

7.2 Confirming a Selection

In this work, we investigated the influence of several factors on the capabilities of humans to move their toes in a given location. In a potential real-world system, this can be mapped to the selection of an item from a list. However, to use such a selection for interaction, it is necessary to confirm it to avoid unwanted selections during movement.

As discussed before, a dwell time similar to eye-gaze interaction could be used, in which users keep their toes static in the selected field. We investigated this possibility in our controlled experiment and found holding errors below 3 % for most conditions, indicating this to be feasible. As a possibly faster option, movements of the toes of the secondary foot or a combination with movements of the whole foot (both the interacting and the secondary foot) could serve as confirmation. Further work is required to conclusively assess the appropriateness of these options to confirm.

7.3 Continuous Interaction

The presented experiment focused on the human capabilities to interact with discrete targets on a one-dimensional scale. In potential interaction techniques building on our results, this could be mapped to the sequential selection of discrete options. We chose this design for our experiment to establish a robust baseline and to identify the influence of various factors on the accuracy, efficiency, and user experience while interacting with such a system.

However, we are confident that interaction techniques for toe-based interfaces can also support continuous interactions, such as continuous volume adjustment (cf. use case *Music Player*, section 6). For such techniques, the deflection angle of the users' toes could be directly mapped to a cursor or other continuous interface elements. In this field, further work is needed to confirm and quantify the suitability of toe-based interfaces to interact with such continuous interfaces.

7.4 The Midas Toe Problem

As with the Midas Touch [37] in eye-gaze interaction and the Midas Tap [73] in foot-based interaction, it is a major challenge for a toe-based interaction system to distinguish natural movements in locomotion or balancing while standing from voluntary movements intended to facilitate interaction. As a possible solution, toe-based input systems could be explicitly enabled using a special gesture (e.g., a double grasping gesture of the toes) or a secondary input modality (e.g., a foot movement gesture). As another possibility, toe-based input could be automatically enabled while sitting or standing while being disabled during locomotion using gait detection [17, 98], helping to prevent unintentional interaction.

7.5 Toe-Based Interactions Without Visual Feedback

In this work, we investigated toe-based interactions with visual feedback. We chose this approach as our main interest was to gain a robust baseline of our toes' interaction possibilities. Our results

thus enable interaction techniques for hands-free interaction with visually-driven interfaces such as HMDs or nearby screens.

We acknowledge that visual feedback is not available in every situation. For such situations, other feedback modalities such as audio or vibro (modifying the pitch or vibration intensity, respectively) or even purely proprioceptive [56] or imaginary [28] interfaces could be used. While we did not test this in the experiment, we are confident that our results in terms of accuracy in interaction and, in particular, holding on to a specific position (done without visual feedback) can provide a solid baseline beyond visual feedback.

8 CONCLUSION

In this work, we explored the idea of leveraging voluntary movements of the toes as an input modality. For this, we investigated the influence of five factors on the accuracy, efficiency, and user experience of voluntary toe movements in a controlled experiment. Our results indicate that the toes can provide a viable input modality for fast yet precise interaction. Further, we found that the granularity of the SCALING, the TOES, and the POSTURE exert the most substantial influence on the performance and user experience.

ACKNOWLEDGMENTS

We thank our anonymous reviewers for their valuable comments and suggestions and all participants who took part in our experiment. This work has been funded by the European Union's Horizon 2020 research and innovation program under grant agreement No. 952026 (<https://www.humane-ai.eu/>).

REFERENCES

- Andre Bähler. 1986. Biomechanics of the foot. *Clinical Prosthetics and Orthotics* 10, 1 (may 1986), 8–14. http://www.worldscientific.com/doi/abs/10.1142/9789812791535_0006
- Roger Bakeman. 2005. Recommended effect size statistics for repeated measures designs. *Behavior Research Methods* 37, 3 (aug 2005), 379–384. <https://doi.org/10.3758/BF03192707>
- Ralph M. Barnes, Henry Hardaway, and Odif Podolsky. 1942. Which pedal is best. *Factory Management and Maintenance* 100, 98 (1942).
- Ralph L. Barnett. 2009. Foot Controls: Riding the Pedal. *The Ergonomics Open Journal* 2, 1 (jan 2009), 13–16. <https://doi.org/10.2174/1875934300902010013>
- Finn Bojsen-Møller and Larry Lamoreux. 1979. Significance of Free Dorsiflexion of the Toes in Walking. *Acta Orthopaedica Scandinavica* 50, 4 (jan 1979), 471–479. <https://doi.org/10.3109/17453677908989792>
- Volkert Buchmann, Stephen Violich, Mark Billingham, and Andy Cockburn. 2004. FingARtips: gesture based direct manipulation in Augmented Reality. In *Proceedings of the 2nd international conference on Computer graphics and interactive techniques in Australasia and Southe East Asia - GRAPHITE '04*. ACM Press, New York, New York, USA, 212. <https://doi.org/10.1145/988834.988871>
- Maria Chiara Carrozza, Alessandro Persichetti, Cecilia Laschi, Fabrizio Vecchi, Roberto Lazzarini, Pierpaolo Vocalebri, and Paolo Dario. 2007. A Wearable Biomechatronic Interface for Controlling Robots with Voluntary Foot Movements. *IEEE/ASME Transactions on Mechatronics* 12, 1 (feb 2007), 1–11. <https://doi.org/10.1109/TMECH.2006.886250>
- Jean Chapman, Loren Chapman, and John Allen. 1987. The measurement of foot preference. *Neuropsychologia* 25, 3 (jan 1987), 579–584. [https://doi.org/10.1016/0028-3932\(87\)90082-0](https://doi.org/10.1016/0028-3932(87)90082-0)
- Ishan Chatterjee, Robert Xiao, and Chris Harrison. 2015. Gaze+Gesture: Expressive, Precise and Targeted Free-Space Interactions. In *Proceedings of the 2015 ACM International Conference on Multimodal Interaction - ICMII '15*. ACM Press, New York, New York, USA, 131–138. <https://doi.org/10.1145/2818346.2820752>
- Wei Hung Chen. 2015. Blowwatch: Blowable and hands-free interaction for smartwatches. *Conference on Human Factors in Computing Systems - Proceedings* 18 (2015), 103–108. <https://doi.org/10.1145/2702613.2726961>
- Xiang Chen, Nicolai Marquardt, Anthony Tang, Sebastian Boring, and Saul Greenberg. 2012. Extending a mobile device's interaction space through body-centric interaction. In *Proceedings of the 14th international conference on Human-computer interaction with mobile devices and services - MobileHCI '12*. ACM Press, New York, New York, USA, 151. <https://doi.org/10.1145/2371574.2371599>
- Leigh Clark, Philip Doyle, Diego Garaialde, Emer Gilmartin, Stephan Schlögl, Jens Edlund, Matthew Aylett, João Cabral, Cosmin Munteanu, Justin Edwards, and Benjamin R Cowan. 2019. The State of Speech in HCI: Trends, Themes and Challenges. *Interacting with Computers* 31, 4 (jun 2019), 349–371. <https://doi.org/10.1093/iwc/iwz16>
- Jacob Cohen. 1988. *Statistical Power Analysis for the Behavioral Sciences*. Routledge. <https://doi.org/10.4324/9780203771587>
- Andrea Colaco, Ahmed Kirmani, Hye Soo Yang, Nan-Wei Gong, Chris Schmandt, and Vivek K. Goyal. 2013. Mime: compact, low power 3D gesture sensing for interaction with head mounted displays. In *Proceedings of the 26th annual ACM symposium on User interface software and technology - UIST '13*. ACM Press, New York, New York, USA, 227–236. <https://doi.org/10.1145/2501988.2502042>
- Esmond N. Corlett and R. P. Bishop. 1975. Foot Pedal Forces for Seated Operators. *Ergonomics* 18, 6 (nov 1975), 687–692. <https://doi.org/10.1080/00140137508931504>
- Douglas S. Creighton and Varick L. Olson. 1987. Evaluation of Range of Motion of the First Metatarsophalangeal Joint in Runners with Plantar Faciitis. *Journal of Orthopaedic & Sports Physical Therapy* 8, 7 (jan 1987), 357–361. <https://doi.org/10.2519/jospt.1987.8.7.357>
- Mohammad Derawi. 2010. Accelerometer-Based Gait Analysis , A survey. *Norwegian Information Security Conference Mv* (2010), 33–45. <https://dl.acm.org/citation.cfm?doid=846276.846323>
- Nilofar Dezfuli, Mohammadreza Khalilbeigi, Jochen Huber, Florian Müller, and Max Mühlhäuser. 2012. PalmRC: imaginary palm-based remote control for eyes-free television interaction. In *Proceedings of the 10th European conference on Interactive tv and video - EuroITV '12*. ACM, ACM Press, New York, New York, USA, 27. <https://doi.org/10.1145/2325616.2325623>
- Richard L. Drake, A. Wayne Vogl, and W. M. Mitchell Adam. 2020. *Gray's Anatomy for Students*. 582–612 pages.
- Lisa A. Elkin, Matthew Kay, James J. Higgins, and Jacob O. Wobbrock. 2021. An Aligned Rank Transform Procedure for Multifactor Contrast Tests. In *The 34th Annual ACM Symposium on User Interface Software and Technology (UIST '21), October 10–14, 2021, Virtual Event, USA, Vol. 1*. Association for Computing Machinery. <https://doi.org/10.1145/3472749.3474784> arXiv:2102.11824
- William English, Douglas Engelbart, and Melvin L. Berman. 1967. Display-Selection Techniques for Text Manipulation. *IEEE Transactions on Human Factors in Electronics HFE-8*, 1 (mar 1967), 5–15. <https://doi.org/10.1109/THFE.1967.232994>
- Mingming Fan, Yizheng Ding, Fang Shen, Yuhui You, and Zhi Yu. 2017. An empirical study of foot gestures for hands-occupied mobile interaction. In *Proceedings of the 2017 ACM International Symposium on Wearable Computers - ISWC '17*. ACM Press, New York, New York, USA, 172–173. <https://doi.org/10.1145/3123021.3123043>
- Marcela Fejtová, Luis Figueiredo, Petr Novák, Olga Štěpánková, and Ana Gomes. 2009. Hands-free interaction with a computer and other technologies. *Universal Access in the Information Society* 8, 4 (nov 2009), 277–295. <https://doi.org/10.1007/s10209-009-0147-2>
- Marcela Fejtová, Luis Figueiredo, Petr Novák, Olga Štěpánková, and Ana Gomes. 2009. Hands-free interaction with a computer and other technologies. *Universal Access in the Information Society* 8, 4 (nov 2009), 277–295. <https://doi.org/10.1007/s10209-009-0147-2>
- Koumei Fukahori, Daisuke Sakamoto, and Takeo Igarashi. 2015. Exploring Subtle Foot Plantar-based Gestures with Sock-placed Pressure Sensors. In *Proceedings of the 33rd Annual ACM Conference on Human Factors in Computing Systems - CHI '15*. ACM Press, New York, New York, USA, 3019–3028. <https://doi.org/10.1145/2702123.2702308>
- Pablo Gallego Cascón, Denys J.C. Matthies, Sachith Muthukumarana, and Suranga Nanayakkara. 2019. ChewIt. An Intraoral Interface for Discreet Interactions. In *Proceedings of the 2019 CHI Conference on Human Factors in Computing Systems*. ACM, New York, NY, USA, 1–13. <https://doi.org/10.1145/3290605.3300556>
- Fabian Göbel, Konstantin Klamka, Andreas Siegel, Stefan Vogt, Sophie Stellmach, and Raimund Dachsel. 2013. Gaze-supported foot interaction in zoomable information spaces. In *CHI '13 Extended Abstracts on Human Factors in Computing Systems on - CHI EA '13*. ACM Press, New York, New York, USA, 3059. <https://doi.org/10.1145/2468356.2479610>
- Sean G. Gustafson, Daniel Bierwirth, and Patrick Baudisch. 2010. Imaginary interfaces: spatial interaction with empty hands and without visual feedback. In *Proceedings of the 23rd annual ACM symposium on User interface software and technology - UIST '10*. ACM Press, New York, New York, USA, 3. <https://doi.org/10.1145/1866029.1866033>
- Nur Al-huda Hamdan, Ravi Kanth Kosteru, Christian Corsten, and Jan Borchers. 2017. Run&Tap: Investigation of On-Body Tapping for Runners. In *Proceedings of the Interactive Surfaces and Spaces on ZZZ - ISS '17*. ACM Press, New York, New York, USA, 280–286. <https://doi.org/10.1145/3132272.3134140>
- Teng Han, Jason Alexander, Abhijit Karnik, Pourang P. Irani, and Sriram Subramanian. 2011. Kick: investigating the use of kick gestures for mobile interactions.

- In *Proceedings of the 13th International Conference on Human Computer Interaction with Mobile Devices and Services - MobileHCI '11*. ACM Press, New York, New York, USA, 29. <https://doi.org/10.1145/2037373.2037379>
- [31] Chris Harrison, Shilpa Ramamurthy, and Scott E. Hudson. 2012. On-body interaction: armed and dangerous. In *Proceedings of the Sixth International Conference on Tangible, Embedded and Embodied Interaction - TEI '12*. ACM Press, New York, New York, USA, 69. <https://doi.org/10.1145/2148131.2148148>
- [32] Chris Harrison, Desney S. Tan, and Dan Morris. 2010. Skinput: appropriating the body as an input surface. In *Proceedings of the 28th international conference on Human factors in computing systems - CHI '10*. ACM Press, New York, New York, USA, 453. <https://doi.org/10.1145/1753326.1753394>
- [33] Hwan Heo, Eui Lee, Kang Park, Chi Kim, and Mincheol Whang. 2010. A realistic game system using multi-modal user interfaces. *IEEE Transactions on Consumer Electronics* 56, 3 (aug 2010), 1364–1372. <https://doi.org/10.1109/TCE.2010.5606271>
- [34] Juan David Hincapié-Ramos, Xiang Guo, Paymahn Moghadasian, and Pourang P. Irani. 2014. Consumed endurance: a metric to quantify arm fatigue of mid-air interactions. In *Proceedings of the 32nd annual ACM conference on Human factors in computing systems - CHI '14*. ACM Press, New York, New York, USA, 1063–1072. <https://doi.org/10.1145/2556288.2557130>
- [35] Sebastian Hueber, Christian Cherek, Philipp Wacker, Jan Borchers, and Simon Voelker. 2020. Headbang: Using Head Gestures to Trigger Discrete Actions on Mobile Devices. In *22nd International Conference on Human-Computer Interaction with Mobile Devices and Services*. ACM, New York, NY, USA, 1–10. <https://doi.org/10.1145/3379503.3403538>
- [36] Hiroshi Ishii. 2008. The tangible user interface and its evolution. *Commun. ACM* 51, 6 (jun 2008), 32–36. <https://doi.org/10.1145/1349026.1349034>
- [37] Robert J. K. Jacob. 1995. Eye Tracking in Advanced Interface Design. *Virtual Environments and Advanced Interface Design* (1995), 258–290.
- [38] J. Joseph. 1954. RANGE OF MOVEMENT OF THE GREAT TOE IN MEN. *The Journal of Bone and Joint Surgery. British volume* 36-B, 3 (aug 1954), 450–457. <https://doi.org/10.1302/0301-620X.36B3.450>
- [39] Jakob Karolus, Felix Bachmann, Thomas Kosch, Albrecht Schmidt, and Pawel W. Woźniak. 2021. Facilitating Bodily Insights Using Electromyography-Based Biofeedback during Physical Activity. In *Proceedings of the 23rd International Conference on Mobile Human-Computer Interaction* (Toulouse and Virtual, France) (*MobileHCI '21*). Association for Computing Machinery, New York, NY, USA, Article 14, 15 pages. <https://doi.org/10.1145/3447526.3472027>
- [40] Jakob Karolus, Francisco Kiss, Caroline Eckert, Nicolas Viot, Felix Bachmann, Albrecht Schmidt, and Pawel W. Woźniak. 2021. EMBody: A Data-Centric Toolkit for EMG-Based Interface Prototyping and Experimentation. *Proceedings of the ACM on Human-Computer Interaction* 5, EICS (may 2021), 1–29. <https://doi.org/10.1145/3457142>
- [41] Jakob Karolus, Simon Thanheiser, David Peterson, Nicolas Viot, Thomas Kosch, Albrecht Schmidt, and Pawel W. Woźniak. 2022. Imprecise but Fun: Playful Interaction Using Electromyography. *Proc. ACM Hum.-Comput. Interact.* 6, MHCI, Article 190 (sep 2022), 21 pages. <https://doi.org/10.1145/3546725>
- [42] Takashi Kikuchi, Yuta Sugiura, Katsutoshi Masai, Maki Sugimoto, and Bruce H. Thomas. 2017. EarTouch: turning the ear into an input surface. In *Proceedings of the 19th International Conference on Human-Computer Interaction with Mobile Devices and Services - MobileHCI '17*. ACM Press, New York, New York, USA, 1–6. <https://doi.org/10.1145/3098279.3098538>
- [43] Konstantin Klamka, Andreas Siegel, Stefan Vogt, Fabian Göbel, Sophie Stellmach, and Raimund Dachselt. 2015. Look & Pedal: Hands-free Navigation in Zoomable Information Spaces through Gaze-supported Foot Input. In *Proceedings of the 2015 ACM on International Conference on Multimodal Interaction*. ACM, New York, NY, USA, 123–130. <https://doi.org/10.1145/2818346.2820751>
- [44] Pascal Knierim, Dimitri Hein, Albrecht Schmidt, and Thomas Kosch. 2021. The SmARtPhone Controller. *i-com* 20, 1 (2021), 49–61. <https://doi.org/doi:10.1515/icom-2021-0003>
- [45] Pascal Knierim, Thomas Kosch, Johannes Groschopp, and Albrecht Schmidt. 2020. Opportunities and Challenges of Text Input in Portable Virtual Reality. In *Extended Abstracts of the 2020 CHI Conference on Human Factors in Computing Systems* (Honolulu, HI, USA) (*CHI EA '20*). Association for Computing Machinery, New York, NY, USA, 1–8. <https://doi.org/10.1145/3334480.3382920>
- [46] Marion Koelle, Abdallah El Ali, Vanessa Cobus, Wilko Heuten, and Susanne Boll. 2017. All about Acceptability?: Identifying Factors for the Adoption of Data Glasses. *Proceedings of the 2017 CHI Conference on Human Factors in Computing Systems* (2017), 295–300. <https://doi.org/10.1145/3025453.3025749>
- [47] Thomas Kosch, Robin Welsch, Lewis Chuang, and Albrecht Schmidt. 2023. The Placebo Effect of Artificial Intelligence in Human-Computer Interaction. *ACM Transactions Computer-Human Interaction* 29, 6, Article 56 (jan 2023), 32 pages. <https://doi.org/10.1145/3529225>
- [48] Thomas Kosch, Kevin Wennrich, Daniel Topp, Marcel Muntzinger, and Albrecht Schmidt. 2019. The Digital Cooking Coach: Using Visual and Auditory in-Situ Instructions to Assist Cognitively Impaired during Cooking. In *Proceedings of the 12th ACM International Conference on PErvasive Technologies Related to Assistive Environments* (Rhodes, Greece) (*PETRA '19*). Association for Computing Machinery, New York, NY, USA, 156–163. <https://doi.org/10.1145/3316782.3321524>
- [49] Thomas Kosch, Jakob Karolus, Johannes Zagermann, Harald Reiterer, Albrecht Schmidt, and Pawel Woźniak. 2023. A Survey on Measuring Cognitive Workload in Human-Computer Interaction. *ACM Computing Surveys* (jan 2023). <https://doi.org/10.1145/3582272>
- [50] Karl H. E. Kroemer. 1971. Foot Operation of Controls. *Ergonomics* 14, 3 (may 1971), 333–361. <https://doi.org/10.1080/00140137108931255>
- [51] Stepan Lemak, Viktor Chertopolokhov, Ivan Uvarov, Anna Kruchinina, Margarita Belousova, Leonid Borodkin, and Maxim Mironenko. 2020. Inertial Sensor Based Solution for Finger Motion Tracking. *Computers* 9, 2 (may 2020), 40. <https://doi.org/10.3390/computers9020040>
- [52] Ning Li, Tuoyang Zhou, Yingwei Zhou, Chen Guo, Deqiang Fu, Xiaoqing Li, and Zijing Guo. 2019. Research on Human-Computer Interaction Mode of Speech Recognition Based on Environment Elements of Command and Control System. *2019 5th International Conference on Big Data and Information Analytics (BigDIA)*, 170–175. <https://doi.org/10.1109/BigDIA.2019.8802812>
- [53] Lynn S. Lippert. 2011. *Clinical Kinesiology* (5 ed.). Philadelphia, PA.
- [54] Roman Lissermann, Jochen Huber, Aristotelis Hadjakos, and Max Mühlhäuser. 2013. EarPut: augmenting ear-worn devices for ear-based interaction. In *CHI '13 Extended Abstracts on Human Factors in Computing Systems on - CHI EA '13*. ACM Press, New York, New York, USA, 1323. <https://doi.org/10.1145/2468356.2468592>
- [55] Daniel Lopes, Filipe Relvas, Soraia Paulo, Yosra Rekkik, Laurent Grisoni, and Joaquim Jorge. 2019. FEETICHE: FEET Input for Contactless Hand gEsture Interaction. In *The 17th International Conference on Virtual-Reality Continuum and its Applications in Industry*. ACM, New York, NY, USA, 1–10. <https://doi.org/10.1145/3359997.3365704>
- [56] Pedro Lopes, Alexandra Ion, Willi Müller, Daniel Hoffmann, Patrik Jonell, and Patrick Baudisch. 2015. Proprioceptive Interaction. In *Proceedings of the 33rd Annual ACM Conference Extended Abstracts on Human Factors in Computing Systems - CHI EA '15*. ACM Press, New York, New York, USA, 175–175. <https://doi.org/10.1145/2702613.2732490>
- [57] Feiyu Lu, Shakiba Davari, Lee Lisle, Yuan Li, and Doug A Bowman. 2020. Glanceable AR: Evaluating Information Access Methods for Head-Worn Augmented Reality. In *2020 IEEE Conference on Virtual Reality and 3D User Interfaces (VR)*. IEEE, 930–939. <https://doi.org/10.1109/VR46266.2020.00113>
- [58] Kristian Lukander, Sharman Jagadeesan, Huageng Chi, and Kiti Müller. 2013. OMG!: a new robust, wearable and affordable open source mobile gaze tracker. In *Proceedings of the 15th international conference on Human-computer interaction with mobile devices and services - MobileHCI '13*. ACM Press, New York, New York, USA, 408. <https://doi.org/10.1145/2493190.2493214>
- [59] Zhihan Lv. 2013. Wearable Smartphone: Wearable Hybrid Framework for Hand and Foot Gesture Interaction on Smartphone. In *2013 IEEE International Conference on Computer Vision Workshops*. IEEE, 436–443. <https://doi.org/10.1109/ICCVW.2013.64>
- [60] Zhihan Lv, Shengzhong Feng, Muhammad Sikandar Lal Khan, Shafiq Ur Rehman, and Haibo Li. 2014. Foot Motion Sensing: Augmented Game Interface Based on Foot Interaction for Smartphone Zhihan. In *Proceedings of the extended abstracts of the 32nd annual ACM conference on Human factors in computing systems - CHI EA '14*. ACM Press, New York, New York, USA, 293–296. <https://doi.org/10.1145/2559206.2580096>
- [61] Zhihan Lv, Alaa Halawani, Shengzhong Feng, Haibo Li, and Shafiq ur Rehman. 2014. Multimodal Hand and Foot Gesture Interaction for Handheld Devices. *ACM Transactions on Multimedia Computing, Communications, and Applications* 11, 1s (oct 2014), 1–19. <https://doi.org/10.1145/2645860>
- [62] Zhihan Lv, Alaa Halawani, Shengzhong Feng, Shafiq ur Rehman, and Haibo Li. 2015. Touch-less interactive augmented reality game on vision-based wearable device. *Personal and Ubiquitous Computing* 19, 3-4 (jul 2015), 551–567. <https://doi.org/10.1007/s00779-015-0844-1>
- [63] Julio C. Mateo, Javier San Agustin, and John Paulin Hansen. 2008. Gaze beats mouse: Hands-free selection by combining gaze and EMG. In *CHI '08 Extended Abstracts on Human Factors in Computing Systems*. ACM, New York, NY, USA, 3039–3044. <https://doi.org/10.1145/1358628.1358804>
- [64] Denys J.C. Matthies. 2013. InEar BioFeedController: a headset for hands-free and eyes-free interaction with mobile devices. In *CHI '13 Extended Abstracts on Human Factors in Computing Systems on - CHI EA '13*. ACM Press, New York, New York, USA, 1293. <https://doi.org/10.1145/2468356.2468587>
- [65] Denys J. C. Matthies, Franz Müller, Christoph Anthes, and Dieter Kranzlmüller. 2013. ShoeSoleSense: proof of concept for a wearable foot interface for virtual and real environments. In *Proceedings of the 19th ACM Symposium on Virtual Reality Software and Technology - VRST '13*. ACM Press, New York, New York, USA, 93. <https://doi.org/10.1145/2503713.2503740>
- [66] Denys J. C. Matthies, Bernhard A. Strecker, and Bodo Urban. 2017. EarFieldSensing: A novel in-ear electric field sensing to enrich wearable gesture input through facial expressions. In *Proceedings of the 2017 CHI Conference on Human Factors in Computing Systems*, Vol. 2017-May. ACM, New York, NY, USA, 1911–1922. <https://doi.org/10.1145/3025453.3025692>

- [67] Pranav Mistry and Pattie Maes. 2009. SixthSense: a wearable gestural interface. In *ACM SIGGRAPH ASIA 2009 Sketches on - SIGGRAPH ASIA '09*. ACM Press, New York, New York, USA, 1. <https://doi.org/10.1145/1667146.1667160>
- [68] Aarthi Easwara Moorthy and Kim-Phuong L. Vu. 2015. Privacy Concerns for Use of Voice Activated Personal Assistant in the Public Space. *International Journal of Human-Computer Interaction* 31 (4 2015), 307–335. Issue 4. <https://doi.org/10.1080/10447318.2014.986642>
- [69] Tim Morris. 2000. Head Pointing Devices. In *Multimedia Systems. Applied Computing*. Springer, London, 101–120. https://doi.org/10.1007/978-1-4471-0455-1_8
- [70] Florian Müller, Niloofar Dezfuli, Max Mühlhäuser, Martin Schmitz, and Mohammadreza Khalilbeigi. 2015. Palm-based Interaction with Head-mounted Displays. In *Proceedings of the 17th International Conference on Human-Computer Interaction with Mobile Devices and Services Adjunct - MobileHCI '15*. ACM Press, New York, New York, USA, 963–965. <https://doi.org/10.1145/2786567.2794314>
- [71] Florian Müller, Sebastian Günther, Max Mühlhäuser, Oliver Amft, and Kristof Van Laerhoven. 2020. Around-Body Interaction: Interacting While on the Go. *IEEE Pervasive Computing* 19, 2 (apr 2020), 74–78. <https://doi.org/10.1109/MPRV.2020.2977850>
- [72] Florian Müller, Mohammadreza Khalilbeigi, Niloofar Dezfuli, Alireza Sahami Shirazi, Sebastian Günther, and Max Mühlhäuser. 2015. A Study on Proximity-based Hand Input for One-handed Mobile Interaction. In *Proceedings of the 3rd ACM Symposium on Spatial User Interaction - SUI '15*. ACM, ACM Press, New York, New York, USA, 53–56. <https://doi.org/10.1145/2788940.2788955>
- [73] Florian Müller, Joshua McManus, Sebastian Günther, Martin Schmitz, Max Mühlhäuser, and Markus Funk. 2019. Mind the Tap: Assessing Foot-Taps for Interacting with Head-Mounted Displays. In *Proceedings of the 2019 CHI Conference on Human Factors in Computing Systems - CHI '19*. ACM Press, New York, New York, USA, 1–13. <https://doi.org/10.1145/3290605.3300707>
- [74] Florian Müller, Daniel Schmitt, Sebastian Günther, Martin Schmitz, Markus Funk, and Max Mühlhäuser. 2020. Walk The Line: Leveraging Lateral Shifts of the Walking Path as an Input Modality for Head-Mounted Displays. In *Proceedings of the 2020 CHI Conference on Human Factors in Computing Systems - CHI '20*. ACM, Honolulu, HI, USA. <https://doi.org/10.1145/3313831.3376852>
- [75] Susanna Nilsson, Torbjörn Gustafsson, and Per Carleberg. 2009. Hands free interaction with virtual information in a real environment: Eye gaze as an interaction tool in an augmented reality system. *PsychNology Journal* 7, 2 (2009), 175–196.
- [76] Toni Pakkanen and Roope Raisamo. 2004. Appropriateness of foot interaction for non-accurate spatial tasks. In *Extended abstracts of the 2004 conference on Human factors and computing systems - CHI '04*. ACM Press, New York, New York, USA, 1123. <https://doi.org/10.1145/985921.986004>
- [77] Glenn Pearson and Mark Weiser. 1986. Of moles and men: the design of foot controls for workstations. In *Proceedings of the SIGCHI conference on Human factors in computing systems - CHI '86*, Vol. 17. ACM Press, New York, New York, USA, 333–339. <https://doi.org/10.1145/22627.22392>
- [78] Thammathip Piumsomboon, Gun Lee, Robert W. Lindeman, and Mark Billinghurst. 2017. Exploring natural eye-gaze-based interaction for immersive virtual reality. In *2017 IEEE Symposium on 3D User Interfaces (3DUI)*. IEEE, 36–39. <https://doi.org/10.1109/3DUI.2017.7893315>
- [79] Yuan Yuan Qian and Robert J. Teather. 2017. The eyes don't have it: an empirical comparison of head-based and eye-based selection in virtual reality. In *Proceedings of the 5th Symposium on Spatial User Interaction - SUI '17*. ACM Press, New York, New York, USA, 91–98. <https://doi.org/10.1145/3131277.3132182>
- [80] Pengjie Qin and Xin Shi. 2020. Evaluation of Feature Extraction and Classification for Lower Limb Motion Based on sEMG Signal. *Entropy* 22, 8 (jul 2020), 852. <https://doi.org/10.3390/e22080852>
- [81] Vijay Dandur Rajanna. 2016. Gaze and Foot Input: Toward a Rich and Assistive Interaction Modality. In *Companion Publication of the 21st International Conference on Intelligent User Interfaces - IUI '16 Companion*. ACM Press, New York, New York, USA, 126–129. <https://doi.org/10.1145/2876456.2876462>
- [82] Gabriel Reyes, Dingting Zhang, Sarthak Ghosh, Pratik Shah, Jason Wu, Aman Parmami, Bailey Bercik, Thad Starner, Gregory D. Abowd, and W. Keith Edwards. 2016. Whoosh: Non-Voice Acoustics for Low-Cost, Hands-Free, and Rapid Input on Smartwatches. In *Proceedings of the 2016 ACM International Symposium on Wearable Computers*, Vol. 12–16-Sept. ACM, New York, NY, USA, 120–127. <https://doi.org/10.1145/2971763.2971765>
- [83] Giacomo Rizzolatti and Maria Alessandra Umiltà. 2013. Voluntary Movement. In *Encyclopedia of Sciences and Religions*. Springer Netherlands, Dordrecht, 2341–2341. https://doi.org/10.1007/978-1-4020-8265-8_201217
- [84] Tobias Röddiger, Christopher Clarke, Daniel Wolfram, Matthias Budde, and Michael Beigl. 2021. EarRumble: Discreet Hands- and Eyes-Free Input by Voluntary Tensor Tympani Muscle Contraction. In *Proceedings of the 2021 CHI Conference on Human Factors in Computing Systems*. ACM, New York, NY, USA, 1–14. <https://doi.org/10.1145/3411764.3445205>
- [85] Campbell Rolian, Daniel E. Lieberman, Joseph Hamill, John W. Scott, and William Werbel. 2009. Walking, running and the evolution of short toes in humans. *Journal of Experimental Biology* 212, 5 (mar 2009), 713–721. <https://doi.org/10.1242/jeb.019885>
- [86] Himanshu Sahni, Abdelkareem Bedri, Gabriel Reyes, Pavleen Thukral, Zehua Guo, Thad Starner, and Maysam Ghovanloo. 2014. The Tongue and Ear Interface: A Wearable System for Silent Speech Recognition. In *Proceedings of the 2014 ACM International Symposium on Wearable Computers*. ACM, New York, NY, USA, 47–54. <https://doi.org/10.1145/2634317.2634322>
- [87] William Saunders and Daniel Vogel. 2015. The Performance of Indirect Foot Pointing using Discrete Taps and Kicks While Standing. *Proceedings of the 41st Graphics Interface Conference* (2015), 265–272. <http://dl.acm.org/citation.cfm?id=2788890.2788937>
- [88] William Saunders and Daniel Vogel. 2016. Tap-Kick-Click: Foot Interaction for a Standing Desk. In *Proceedings of the 2016 ACM Conference on Designing Interactive Systems - DIS '16*. ACM Press, New York, New York, USA, 323–333. <https://doi.org/10.1145/2901790.2901815>
- [89] Shayle R. Searle, Fred M. Speed, and George A. Milliken. 1980. Population Marginal Means in the Linear Model: An Alternative to Least Squares Means. *The American Statistician* 34, 4 (nov 1980), 216–221. <https://doi.org/10.1080/00031305.1980.10483031>
- [90] Marcos Serrano, Barrett M. Ens, and Pourang P. Irani. 2014. Exploring the use of hand-to-face input for interacting with head-worn displays. In *Proceedings of the 32nd annual ACM conference on Human factors in computing systems - CHI '14*. ACM Press, New York, New York, USA, 3181–3190. <https://doi.org/10.1145/2556288.2556984>
- [91] Sheng Shen, Mahanth Gowda, and Romit Roy Choudhury. 2018. Closing the Gaps in Inertial Motion Tracking. In *Proceedings of the 24th Annual International Conference on Mobile Computing and Networking*. ACM, New York, NY, USA, 429–444. <https://doi.org/10.1145/3241539.3241582>
- [92] Mara G. Silva and Doug A. Bowman. 2009. Body-based interaction for desktop games. In *Proceedings of the 27th international conference extended abstracts on Human factors in computing systems - CHI EA '09*. ACM Press, New York, New York, USA, 4249. <https://doi.org/10.1145/1520340.1520648>
- [93] Boris Smus and Vassilis Kostakos. 2010. Running gestures: Hands-free Interaction During Physical Activity. In *Proceedings of the 12th ACM international conference adjunct papers on Ubiquitous computing - Ubicomp '10*. ACM Press, New York, New York, USA, 433. <https://doi.org/10.1145/1864431.1864473>
- [94] Oleg Špakov and Päivi Majaranta. 2012. Enhanced gaze interaction using simple head gestures. In *Proceedings of the 2012 ACM Conference on Ubiquitous Computing - UbiComp '12*. ACM Press, New York, New York, USA, 705. <https://doi.org/10.1145/2370216.2370369>
- [95] Thad E. Starner. 2002. The role of speech input in wearable computing. *IEEE Pervasive Computing* 1, 3 (jul 2002), 89–93. <https://doi.org/10.1109/MPRV.2002.1037727>
- [96] Emi Tamaki, Takashi Miyak, and Jun Rekimoto. 2010. Brainy hand: an ear-worn hand gesture interaction device. In *Proceedings of the International Conference on Advanced Visual Interfaces - AVI '10*. ACM Press, New York, New York, USA, 387. <https://doi.org/10.1145/1842993.1843070>
- [97] E.O. Thorp. 1998. The invention of the first wearable computer. In *Digest of Papers. Second International Symposium on Wearable Computers (Cat. No.98EX215)*, Vol. 1998-Octob. IEEE, IEEE Comput. Soc, 4–8. <https://doi.org/10.1109/ISWC.1998.729523>
- [98] Martin Ullrich, Arne Kuderle, Julius Hannink, Silvia Del Din, Heiko Gassner, Franz Marxreiter, Jochen Klucken, Bjoern Michael Eskofier, and Felix Kluge. 2020. Detection of Gait From Continuous Inertial Sensor Data Using Harmonic Frequencies. *IEEE Journal of Biomedical and Health Informatics* XX, XX (2020), 1–1. <https://doi.org/10.1109/JBHI.2020.2975361>
- [99] Eduardo Velloso, Jason Alexander, Andreas Bulling, and Hans Gellersen. 2015. Interactions Under the Desk: A Characterisation of Foot Movements for Input in a Seated Position. In *Lecture Notes in Computer Science*, Julio Abascal, Simone Barbosa, Mirko Fetter, Tom Gross, Philippe Palanque, and Marco Winckler (Eds.). Springer, Cham, Chapter Human-Comp, 384–401. https://doi.org/10.1007/978-3-319-22701-6_29
- [100] Eduardo Velloso, Dominik Schmidt, Jason Alexander, Hans Gellersen, and Andreas Bulling. 2015. The Feet in Human-Computer Interaction. *Comput. Surveys* 48, 2 (nov 2015), 1–35. <https://doi.org/10.1145/2816455>
- [101] Alexandra Voit, Thomas Kosch, Henrike Weingartner, and Pawel W. Woźniak. 2022. The Attention Kitchen: Comparing Modalities for Smart Home Notifications in a Cooking Scenario. In *Proceedings of the 20th International Conference on Mobile and Ubiquitous Multimedia (Leuven, Belgium) (MUM '21)*. Association for Computing Machinery, New York, NY, USA, 90–97. <https://doi.org/10.1145/3490632.3490660>
- [102] Julie Wagner, Mathieu Nancel, Sean G. Gustafson, Stephane Huot, and Wendy E. Mackay. 2013. Body-centric design space for multi-surface interaction. In *Proceedings of the SIGCHI Conference on Human Factors in Computing Systems - CHI '13*. ACM Press, New York, New York, USA, 1299. <https://doi.org/10.1145/2470654.2466170>
- [103] Martin Weigel, Vikram Mehta, and Jürgen Steimle. 2014. More Than Touch: Understanding How People Use Skin as an Input Surface for Mobile Computing. In *Proceedings of the 32nd annual ACM conference on Human factors in computing*

- systems - CHI '14. ACM Press, New York, New York, USA, 179–188. <https://doi.org/10.1145/2556288.2557239>
- [104] Jacob O. Wobbrock, Leah Findlater, Darren Gergle, and James J. Higgins. 2011. The aligned rank transform for nonparametric factorial analyses using only anova procedures. In *Proceedings of the 2011 annual conference on Human factors in computing systems - CHI '11*. ACM Press, New York, New York, USA, 143. <https://doi.org/10.1145/1978942.1978963>
- [105] Otake Y, Yozu A, Fukui T, Sumitani M, and Haga N. 2018. Relationship between Toe Flexion Movement and Center of Pressure Position. *International Journal of Foot and Ankle* 2, 2 (dec 2018), 1–6. <https://doi.org/10.23937/ijfa-2017/1710015>
- [106] Tetsuya Yamamoto, Masahiko Tsukamoto, and Tomoki Yoshihisa. 2008. Foot-Step Input Method for Operating Information Devices While Jogging. In *2008 International Symposium on Applications and the Internet*. IEEE, 173–176. <https://doi.org/10.1109/SAINT.2008.97>
- [107] Koki Yamashita, Takashi Kikuchi, Katsutoshi Masai, Maki Sugimoto, Bruce H. Thomas, and Yuta Sugiura. 2017. CheekInput: turning your cheek into an input surface by embedded optical sensors on a head-mounted display. In *Proceedings of the 23rd ACM Symposium on Virtual Reality Software and Technology - VRST '17*. ACM Press, New York, New York, USA, 1–8. <https://doi.org/10.1145/3139131.3139146>
- [108] Yukang Yan, Chun Yu, Xin Yi, and Yuanchun Shi. 2018. HeadGesture: Hands-Free Input Approach Leveraging Head Movements for HMD Devices. *Proceedings of the ACM on Interactive, Mobile, Wearable and Ubiquitous Technologies* 2, 4 (dec 2018), 1–23. <https://doi.org/10.1145/3287076>
- [109] Qiang Yao, Masaharu Komori, Tatsuro Terakawa, Riku Higashide, and Toshiki Watanabe. 2020. Experimental evaluation of the flexion and extension movement characteristics of toes in a position operation task and a comparison with fingers. *Precision Engineering* 64, January (jul 2020), 288–299. <https://doi.org/10.1016/j.precisioneng.2020.04.006>
- [110] Xinyong Zhang. 2021. An Evaluation of Eye-Foot Input for Target Acquisitions. In *Universal Access in Human-Computer Interaction. Design Methods and User Experience*, Margherita Antona and Constantine Stephanidis (Eds.). Springer International Publishing, Cham, 499–517. https://doi.org/10.1007/978-3-030-78092-0_34