

Discovering the Network Granger Causality in Large Vector Autoregressive Models

YOSHIMASA UEMATSU^{*} and TAKASHI YAMAGATA[†]

^{*}*Department of Social Data Science, Hitotsubashi University*

[†]*Department of Economics and Related Studies, University of York*

[†]*Institute of Social Economic Research, Osaka University*

March 19, 2024

Abstract

This paper proposes novel inferential procedures for discovering the network Granger causality in high-dimensional vector autoregressive models. In particular, we mainly offer two multiple testing procedures designed to control the false discovery rate (FDR). The first procedure is based on the limiting normal distribution of the t -statistics with the debiased lasso estimator. The second procedure is its bootstrap version. We also provide a robustification of the first procedure against any cross-sectional dependence using asymptotic e-variables. Their theoretical properties, including FDR control and power guarantee, are investigated. The finite sample evidence suggests that both procedures can successfully control the FDR while maintaining high power. Finally, the proposed methods are applied to discovering the network Granger causality in a large number of macroeconomic variables and regional house prices in the UK.

Keywords. Multiple testing, FDR and power, Debiased lasso, Bootstrap, E-values.

1 Introduction

Revealing a dynamic interrelationship among variables is a critical challenge in economics, finance, neuroscience, genomics, and so forth. In particular, identifying the ability of a time series variable to predict the future values of other time series variables has been of great interest in various fields. Following the vast literature after [Granger \(1969\)](#), when the past values of a time series $x := \{x_t\}$ can predict the future values of another time series y , this will be expressed as “ x is *Granger-causal* for y ” in this article. This Granger causality has conventionally been discussed in a bivariate relationship, typically with (bivariate) vector autoregressive (VAR) models; see [Sims \(1972\)](#) and [Hosoya \(1977\)](#), among many others.

^{*}Correspondence: Yoshimasa Uematsu, Department of Social Data Science, Hitotsubashi University, 2-1 Naka, Kunitachi, Tokyo 186-8601, Japan (E-mail: yoshimasa.uematsu@r.hit-u.ac.jp).

1.1 Network Granger causality

Suppose that an N -dimensional time series \mathbf{y} follows the stationary VAR(K) model:

$$\mathbf{y}_t = \Phi_1 \mathbf{y}_{t-1} + \cdots + \Phi_K \mathbf{y}_{t-K} + \mathbf{u}_t,$$

where $\Phi_k = (\phi_{ij,k})$ is the k th coefficient matrix and \mathbf{u}_t is the error vector. The predictability relationship among the N time series manifests as the sparsity pattern of the coefficient matrices in the VAR(K) model. The *Granger-causal network* is defined as the graph $G = (V, E)$ with vertex set $V = [N] := \{1, \dots, N\}$ and edge set E such that for distinct $i, j \in V$, $i \rightarrow j \in E$ if and only if $\phi_{ji,k} \neq 0$ for some $k \in [K]$. The same definition has been adopted by Basu et al. (2015) and Eichler (2007, 2012b), for instance. See also Shojaie and Fox (2021) for recent advances in the analysis of network Granger causality. As an illustration, we consider the 4-dimensional VAR(2) model with the sparsity pattern of the coefficient matrices shown in Figure 1(a), where the non-zero and zero elements are indicated as the gray and white cells, respectively. From this sparse structure, we readily obtain the associated Granger-causal network in Figure 1(b).

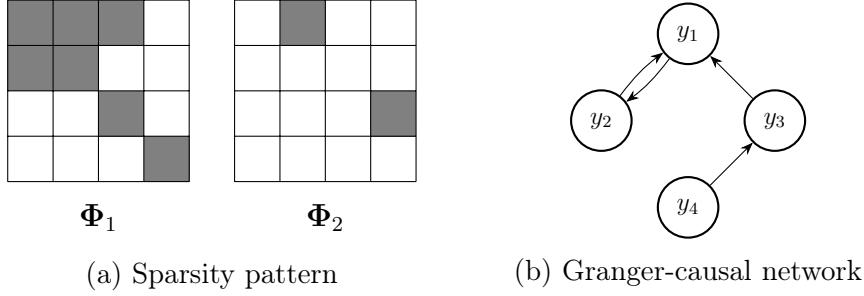


Figure 1: Sparse VAR(2) coefficients and associated Granger-causal network

Although the network Granger causality has been simply defined as the *direct* causal network as above, we have to remark the existence of further *indirect* causalities over the lagged variables. For the aforementioned VAR(2) model, Figure 2 depicts the causal chain that takes all the lags into account (Eichler, 2012a, Sec. 3), where the chain continues to the infinite past and future due to the stationarity. In this figure, we can identify many indirect causalities; for instance, $y_{3,t-2}$ is indirectly causal to y_{2t} via $y_{1,t-1}$. To refine the concept of such direct and indirect causalities, Dufour and Renault (1998) introduced short- and long-run causality called the h -step ($h \geq 1$) causality. In this context, the h -step non-causality is characterized by zero restrictions to a part of the first N rows of the first to h th powers of the companion coefficient matrices (Lütkepohl, 2005, p.50). Indeed, in Figure 2, it can be shown that the one-step (i.e., direct) causality is expressed by the thick arrows while the indirect effects will be included in h -step ($h \geq 2$) causalities. Apparently, this one-step causality corresponds to the network Granger causality we have defined.

The Granger-causal network can be discovered just by estimating the sparse Φ_k 's in an appropriate manner. In early empirical studies, including Fujita et al. (2007) and

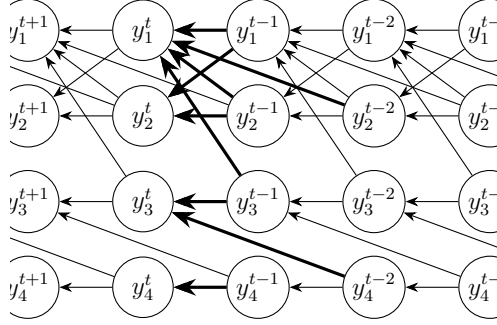


Figure 2: Causal chain of the VAR(2)

Lozano et al. (2009) among others, such estimation methods were already employed and a network was estimated. Recently the theoretical properties of these methods have begun to be investigated. Basu and Michailidis (2015), Kock and Callot (2015), and Basu et al. (2019) study properties of the lasso (Tibshirani, 1996) and its variants in high-dimensional VAR models. Han et al. (2015) extends the Dantzig selector of Candès and Tao (2007) to be applicable to (weakly) sparse VAR models. Kock and Callot (2015) and Barigozzi and Brownlees (2019) propose the adaptive lasso estimator. Davis et al. (2016) consider an alternative two-step estimator, which uses estimates of the partial spectral coherence.

1.2 Classical Granger causality test

Estimation-based network detection, such as the lasso selection, is appealing because of its simplicity. However, along with the difficulty of evaluating the type I error of the selection result, this may cause instability and a lack of reproducibility. Thus, we discuss the inference-based network detection. Indeed, statistical inference of Granger causality was the central issue, as Sir Clive Granger himself put it: “the problem is how to devise a definition of causality and feedback and to test for their existence” (Granger, 1969, p.428).

Regardless of the model dimensionality, it is possible to test the null of Granger non-causality if an asymptotically normal estimator is available. For illustration, consider an N -dimensional VAR(1) model. Given $\mathcal{H} \subset [N] \times [N]$, we may test $H_0 : \phi_{ij} = 0$ for all $(i, j) \in \mathcal{H}$ versus $H_1 : \phi_{ij} \neq 0$ for some $(i, j) \in \mathcal{H}$ using the asymptotic Wald statistic via the *debiased lasso* estimator (Zheng and Raskutti, 2019; Zhu and Liu, 2020; Babii et al., 2021). This is effective when a very small \mathcal{H} is of our interest. Unfortunately, however, this approach is not suitable for discovering the high-dimensional networks in \mathcal{H} . This is because, when \mathcal{H} is large, the rejection of this null hypothesis tells us only that there may exist Granger causality between *some* of the N variables. This is not informative for our purpose.

1.3 Discovering the network with directional FDR control

The network discovering is characterized as the *multiple testing* for the sequence of hypotheses, $H_0^{(i,j)} : \phi_{ij} = 0$ versus $H_1^{(i,j)} : \phi_{ij} \neq 0$ for each $(i, j) \in \mathcal{H}$. Let $\mathcal{S} = \{(i, j) : H_1^{(i,j)} \text{ is true}\}$ and $\hat{\mathcal{S}} = \{(i, j) : H_0^{(i,j)} \text{ is rejected}\}$. The *false discovery rate* (FDR), considered as a measure of type I error in multiple tests, is defined as $\text{FDR} = \mathbb{E}[|\hat{\mathcal{S}} \cap \mathcal{S}^c| / (|\hat{\mathcal{S}}| \vee 1)]$ (Benjamini and Hochberg, 1995). The FDR-controlled multiple testing tends to exhibit higher power ($\text{Power} = \mathbb{E}[|\hat{\mathcal{S}} \cap \mathcal{S}| / |\mathcal{S}|]$) than that controlling the *family-wise error rate* ($\text{FWER} = \mathbb{P}(|\hat{\mathcal{S}} \cap \mathcal{S}^c| \geq 1)$), typically by the so-called Bonferroni correction (Bonferroni, 1935; Holm, 1979), because the FDR is smaller than or equal to the FWER. FDR control for time series is essentially difficult, and thus there are very few studies. Only exceptionally, Chi et al. (2021) develop a quite general knockoff framework for time series by extending Candès et al. (2018), but we do not pursue the direction.

In this paper, we propose two novel methods for discovering the network Granger causality in high-dimensional VAR models, based on asymptotic and bootstrap t -statistics, respectively. We will show that they can control the *directional* FDR (dFDR), which takes into account not only whether each parameter is zero but also the differences in their directions (signs), with a high power guarantee. This will lead to a more accurate and stable discovery. In case a strong cross-sectional dependency in the model is anticipated, we also provide a *robustification* of Procedure 1 that gives a valid FDR control under any dependence structure. To the best of our knowledge, this is the first paper to propose such inference-based procedures that focus on discovering network Granger causalities with theoretical guarantees. The finite sample evidence suggests that the procedures can successfully control the FDR while maintaining the high power. The proposed methods are applied to a large dataset of macroeconomic time series and regional house prices in the UK.

There are some studies that consider Granger causality between groups of variables, typically using group lasso; see Basu et al. (2015), Lin and Michailidis (2017), and Basu et al. (2019). This approach requires the researcher to know the group members. Guðmundsson and Brownlees (2021) develop methods to statistically identify groups among the variables.

1.4 Organization and notation

The paper is organized as follows. Section 2 defines the VAR model. Section 3 proposes two methods and a robustification technique for discovering the networks based on a multiple test. Section 4 explores the statistical theory for the FDR control and power guarantee of our methods. Section 5 confirms the finite sample validity via Monte Carlo experiments. Section 6 applies our methods to large datasets. Section 7 concludes. All the proofs and additional analyses are collected in Supplementary Material.

Notation. For any matrix $\mathbf{M} = (m_{ti}) \in \mathbb{R}^{T \times N}$, denote by $\|\mathbf{M}\|_{\text{F}}$, $\|\mathbf{M}\|_2$, $\|\mathbf{M}\|_1$, $\|\mathbf{M}\|_{\max}$, and $\|\mathbf{M}\|_{\infty}$ the Frobenius norm, induced ℓ_2 (spectral) norm, entrywise ℓ_1 -norm, entrywise ℓ_{∞} -norm, and induced ℓ_{∞} -norm, respectively. Specifically, they are defined by $\|\mathbf{M}\|_{\text{F}} = (\sum_{t,i} m_{ti}^2)^{1/2}$, $\|\mathbf{M}\|_2 = \lambda_1^{1/2}(\mathbf{M}'\mathbf{M})$, $\|\mathbf{M}\|_1 = \sum_{t,i} |m_{ti}|$, $\|\mathbf{M}\|_{\max} =$

$\max_{t,i} |m_{ti}|$, and $\|\mathbf{M}\|_\infty = \max_t \sum_i |m_{ti}|$, where $\lambda_i(\mathbf{S})$ refers to the i th largest eigenvalue of a symmetric matrix \mathbf{S} . Denote by \mathbf{I}_N and $\mathbf{0}_{T \times N}$ the $N \times N$ identity matrix and $T \times N$ matrix with all the entries being zero, respectively. We use \lesssim (\gtrsim) to represent \leq (\geq) up to a positive constant factor. For any positive sequence a_n and b_n , we write $a_n \asymp b_n$ if $a_n \lesssim b_n$ and $a_n \gtrsim b_n$. For any positive values a and b , $a \vee b$ and $a \wedge b$ stand for $\max(a, b)$ and $\min(a, b)$, respectively. The indicator function is denoted by $1\{\cdot\}$. The sign function is defined as $\text{sgn}(x) = x/|x|$ for $x \neq 0$ and $\text{sgn}(0) = 0$. The ceiling function is denoted as $\lceil x \rceil = \min\{n \in \mathbb{Z} : n \geq x\}$.

2 Model

Suppose that the N -dimensional vector of stationary time series, $\mathbf{y}_t = (y_{1t}, \dots, y_{Nt})'$, is generated from the VAR(K) model:

$$\mathbf{y}_t = \Phi_1 \mathbf{y}_{t-1} + \dots + \Phi_K \mathbf{y}_{t-K} + \mathbf{u}_t = \Phi \mathbf{x}_t + \mathbf{u}_t, \quad (1)$$

where $\Phi_k \in \mathbb{R}^{N \times N}$ are the *sparse* coefficient matrices with $\Phi_k = (\phi_{ij,k})$ and $\Phi = (\Phi_1, \dots, \Phi_K)$, $\mathbf{x}_t = (\mathbf{y}'_{t-1}, \dots, \mathbf{y}'_{t-K})' \in \mathbb{R}^{KN}$ is the vector of lagged variables, and $\mathbf{u}_t = (u_{1t}, \dots, u_{Nt})'$ is an error vector with mean zero and finite positive definite covariance matrix $\Sigma_u = (\sigma_{ij}) = \mathbb{E} \mathbf{u}_t \mathbf{u}_t'$. Let $\Sigma_x = \mathbb{E} \mathbf{x}_t \mathbf{x}_t'$ and $\Gamma_y(k-1) = \mathbb{E} \mathbf{y}_{t-1} \mathbf{y}'_{t-k}$ with $\Gamma_y(k-1) = \Gamma_y(-k+1)'$ for $k \in [K]$. Then Σ_x is composed of submatrices $\Gamma_y(k-1)$. Moreover, define the precision matrix of \mathbf{x}_t as $\Omega = (\omega_{ij}) = \Sigma_x^{-1}$. Denote by ω_j the j th column vector of Ω for $j \in [KN]$. We follow the convention, $\sigma_i^2 = \sigma_{ii}$ and $\omega_i^2 = \omega_{ii}$. Throughout the paper, we suppose that $N \wedge T \rightarrow \infty$ with allowing N to be as large as or possibly larger than T while $K = o(N \wedge T)$. We also assume K to be known for the sake of a concise presentation; see e.g. [Nicholson et al. \(2020\)](#) for a review and new lag selection method.

Stacking the T observations in columns such that $\mathbf{Y} = (\mathbf{y}_1, \dots, \mathbf{y}_T) \in \mathbb{R}^{N \times T}$, $\mathbf{X} = (\mathbf{x}_1, \dots, \mathbf{x}_T) \in \mathbb{R}^{KN \times T}$, and $\mathbf{U} = (\mathbf{u}_1, \dots, \mathbf{u}_T) \in \mathbb{R}^{N \times T}$, we have the matrix form, $\mathbf{Y} = \Phi \mathbf{X} + \mathbf{U}$. Denote by \mathbf{a}_i the i th row vector of matrix \mathbf{A} . Then, by extracting the i th row of the matrix form, the model is also written as $\mathbf{y}_i = \phi_i \mathbf{X} + \mathbf{u}_i$.

To describe the sparsity pattern of Φ , define $\mathcal{S} = \{(i, j) \in [N] \times [KN] : \phi_{ij} \neq 0\}$ with cardinality $s = |\mathcal{S}|$. Similarly, the sparsity pattern of ϕ_i is described as $\mathcal{S}_i = \{j \in [KN] : \phi_{ij} \neq 0\}$ with $s_i = |\mathcal{S}_i|$ and $\bar{s} = \max_{i \in [N]} s_i$. There is a one-to-one correspondence between \mathcal{S} and the Granger-causal network as mentioned in [Section 1.1](#). Our goal is to discover the network with controlling the FDR.

3 Inferential Methodology

We first propose two multiple testing procedures that can control the FDR of discovering the Granger-causal networks. They are based on asymptotic and bootstrap t -statistics, respectively. Then, we introduce robustified version of the first procedure that is valid under arbitrary cross-sectional dependence structure in the model. The associated statistical theory is developed in [Section 4](#).

3.1 Debiased lasso estimator

We start with constructing the row-wise lasso estimator, $\hat{\phi}_{i\cdot}^L$, defined as

$$\hat{\phi}_{i\cdot}^L = \arg \min_{\phi_{i\cdot} \in \mathbb{R}^{1 \times KN}} (2T)^{-1} \|\mathbf{y}_{i\cdot} - \phi_{i\cdot} \mathbf{X}\|_2^2 + \lambda \|\phi_{i\cdot}\|_1, \quad (2)$$

where $\lambda > 0$ is a regularization parameter. It is well-known that the lasso estimator has a bias caused by this regularization. Following [Javanmard and Montanari \(2014\)](#), we remove the bias, which leads to the asymptotic normality of each element; see also [van de Geer et al. \(2014\)](#) and [Zhang and Zhang \(2014\)](#) for a related discussion. Define the debiased lasso estimator as

$$\hat{\phi}_{i\cdot} = \hat{\phi}_{i\cdot}^L + (\mathbf{y}_{i\cdot} - \hat{\phi}_{i\cdot}^L \mathbf{X}) \mathbf{X}' \hat{\Omega} / T, \quad (3)$$

where $\hat{\Omega}$ is a consistent precision matrix estimator. By a simple calculation, (3) is written as $\sqrt{T}(\hat{\phi}_{i\cdot} - \phi_{i\cdot}) = \mathbf{z}_{i\cdot} + \mathbf{r}_{i\cdot}$ for some $\mathbf{z}_{i\cdot}$ and $\mathbf{r}_{i\cdot}$ such that for each $i \in [N]$, each element of $\mathbf{z}_{i\cdot}$ can be asymptotically normal while $\|\mathbf{r}_{i\cdot}\|_{\max}$ becomes negligible under regularity conditions. This point is formally investigated in [Section 4.1](#).

3.2 Multiple test

For any $\mathcal{H} \subset [N] \times [KN]$, consider discovering the Granger-causal network in \mathcal{H} . This problem is understood as the multiple test for the sequence of hypotheses:

$$H_0^{(i,j)} : \phi_{ij} = 0 \quad \text{versus} \quad H_1^{(i,j)} : \phi_{ij} \neq 0 \quad \text{for each} \quad (i, j) \in \mathcal{H}. \quad (4)$$

As observed in [Section 3.1](#), under regularity conditions, the debiased lasso estimator will be expressed as $\sqrt{T}\hat{\phi}_{ij} = z_{ij} + o_p(1)$ under $H_0^{(i,j)}$, where z_{ij} is expected to be asymptotically normal with the variance, $\text{Var}(z_{ij}) = \sigma_i^2 \boldsymbol{\omega}_j' \hat{\Sigma}_x \boldsymbol{\omega}_j = \sigma_i^2 \hat{\omega}_j^2$. Thus, the t -test for each pair of hypotheses in (4) is performed with the t -statistic, either

$$\mathbf{T}_{ij} = \frac{\sqrt{T}\hat{\phi}_{ij}}{\hat{\sigma}_i \sqrt{\hat{\boldsymbol{\omega}}_j' \hat{\Sigma}_x \hat{\boldsymbol{\omega}}_j}} \quad \text{or} \quad \frac{\sqrt{T}\hat{\phi}_{ij}}{\hat{\sigma}_i \hat{\omega}_j}, \quad (5)$$

where $\hat{\Sigma}_x = \mathbf{X}\mathbf{X}'/T$. Hereafter, denote by \hat{m}_{ij} either $\hat{\sigma}_i \sqrt{\hat{\boldsymbol{\omega}}_j' \hat{\Sigma}_x \hat{\boldsymbol{\omega}}_j}$ or $\hat{\sigma}_i \hat{\omega}_j$.

Repeating the t -test over $(i, j) \in \mathcal{H}$ with a critical value \mathbf{t} leads to a set of discoveries, $\hat{\mathcal{S}}(\mathbf{t}) := \{(i, j) \in \mathcal{H} : |\mathbf{T}_{ij}| \geq \mathbf{t}\}$. Here, the choice of \mathbf{t} is critical; we propose two procedures to determine \mathbf{t} that achieves controlling the *directional FDR* of $\hat{\mathcal{S}}(\mathbf{t})$,

$$\text{dFDR} = \mathbb{E}[\text{dFDP}], \quad \text{dFDP} = \frac{|\{(i, j) \in \hat{\mathcal{S}}(\mathbf{t}) : \text{sgn}(\hat{\phi}_{ij}) \neq \text{sgn}(\phi_{ij})\}|}{|\hat{\mathcal{S}}(\mathbf{t})| \vee 1},$$

below a target level. The dFWER and dPower are also defined in a similar manner.

There are several ways to construct consistent estimators of the nuisance param-

eters, σ_i^2 and ω_j . In this paper, we use $\hat{\sigma}_i^2 = \sum_{t=1} \hat{u}_{it}^2 / (T - d_i)$ with \hat{u}_{it} the (i, t) th element of the lasso residual matrix $\hat{\mathbf{U}}$ and the CLIME estimator (Cai et al., 2011) $\hat{\boldsymbol{\Omega}} = (\hat{\boldsymbol{\omega}}_1, \dots, \hat{\boldsymbol{\omega}}_{KN})$, respectively. Here, $d_i = o(T)$ is a positive number for degrees of freedom adjustment. A typical choice is $d_i = \hat{s}_i$, where $\hat{s}_i = |\hat{\mathcal{S}}_i^{\mathbf{L}}|$ with $\hat{\mathcal{S}}_i^{\mathbf{L}} = \text{supp}(\hat{\boldsymbol{\phi}}_i^{\mathbf{L}})$.

3.2.1 First procedure: Limiting normal distribution

We construct the set of discoveries as follows.

Procedure 1. 1. Set $\bar{\mathbf{t}} = \sqrt{2 \log(|\mathcal{H}|) - a \log \log(|\mathcal{H}|)}$ for given $\mathcal{H} \subset [N] \times [KN]$, where $a > 3$ is an arbitrary fixed constant.

2. For any level $q \in [0, 1]$, compute

$$\mathbf{t}_0 = \inf \left\{ \mathbf{t} \in [0, \bar{\mathbf{t}}] : \frac{2|\mathcal{H}|Q(\mathbf{t})}{|\hat{\mathcal{S}}(\mathbf{t})| \vee 1} \leq q \right\}, \quad (6)$$

where $|\hat{\mathcal{S}}(\mathbf{t})| = \sum_{(i,j) \in \mathcal{H}} 1\{|\mathbf{T}_{ij}| \geq \mathbf{t}\}$ is the total number of discoveries in \mathcal{H} with critical value \mathbf{t} , and $Q(\mathbf{t}) = \mathbb{P}(\mathcal{Z} > \mathbf{t})$ with \mathcal{Z} a standard normal random variable. If (6) does not exist, set

$$\mathbf{t}_0 = \sqrt{2 \log(|\mathcal{H}|)}. \quad (7)$$

3. Obtain the set of discoveries, $\hat{\mathcal{S}}(\mathbf{t}_0) = \{(i, j) \in \mathcal{H} : |\mathbf{T}_{ij}| \geq \mathbf{t}_0\}$.

This procedure is designed to asymptotically control the dFDR of rejected nulls, $\hat{\mathcal{S}}(\mathbf{t}_0)$, to be less than or equal to q . A similar procedure can be found in Liu (2013), Javanmard and Javadi (2019), and Uematsu and Yamagata (2023), for example. The dFDR control always implies the FDR control since $\text{FDR} \leq \text{dFDR}$. Threshold (7) will even control the dFWER (and hence dFDR), which occurs if it is large enough not to exist in $[0, \bar{\mathbf{t}}]$. A theoretical justification for the dFDR control and dPower guarantee is given in Section 4.2.

Remark 1. (a) The constant $a > 3$ is required for technical reasons. In practice, we can choose an arbitrary value that is slightly larger than three, like $a = 3.001$. This is not sensitive to the selection result as long as it is sufficiently small.

(b) A choice of d_i effects the FDR control to some extent, but $d_i = \hat{s}_i$ seems to bring good results by simulation studies in Section 5. For other choices of d_i and constructions of consistent estimator of σ_i^2 , see Reid et al. (2016).

3.2.2 Second procedure: Bootstrapped distribution

Even in a low-dimensional setting, Brüggemann et al. (2016) point out that the finite sample properties of asymptotic VAR inference can be rather poor, and the use of bootstrap methods is often advocated. See also Kilian (1999), Gonçalves and Kilian (2004), Hafner and Herwartz (2009). To improve the performance, we propose a

second method based on the *fixed-design wild bootstrap* (FWB). This is different from a conventional bootstrapped t -test for a single hypothesis. Roughly speaking, it attempts to replicate a bootstrapped distribution under the null by the FWB, which is then substituted for the limit normal distribution Q in Procedure 1.

Let $\tilde{\mathcal{S}} \subset [N] \times [KN]$ denote an index set of discoveries that is expected to satisfy $\mathbb{P}(\tilde{\mathcal{S}} \supset \mathcal{S}) \rightarrow 1$. A typical choice of $\tilde{\mathcal{S}}$ is the lasso-selected variables, $\hat{\mathcal{S}}_{\mathbf{L}}$. We may also use $\hat{\mathcal{S}}(\mathbf{t}_0)$ obtained by Procedure 1.

Procedure 2. 1. Obtain a bootstrap version of the t -statistics, $\{\mathbf{T}_{ij}^{*(b)} : (i, j) \in \tilde{\mathcal{S}}^c \cap \mathcal{H}\}_{b=1}^B$, by repeating (a)–(f) B times:

- (a) Generate $\{\zeta_t\}$, a sequence of i.i.d. random variables with mean zero and variance one.
- (b) Obtain $\{\mathbf{u}_t^*\}_{t=1}^T$ by the FWB; i.e., $\mathbf{u}_t^* = \hat{\mathbf{u}}_t \zeta_t$, where $\hat{\mathbf{u}}_t = \mathbf{y}_t - \hat{\Phi}^{\mathbf{L}} \mathbf{x}_t$.
- (c) Generate $\{\mathbf{y}_t^*\}_{t=1}^T$ by $\mathbf{y}_t^* = \hat{\Phi}^{\mathbf{L}} \mathbf{x}_t + \mathbf{u}_t^*$, and set $\mathbf{Y}^* = (\mathbf{y}_1^*, \dots, \mathbf{y}_T^*)$.
- (d) Compute a bootstrap version of the lasso estimate $\hat{\Phi}^{\mathbf{L}*}$ by \mathbf{Y}^* and \mathbf{X} .
- (e) Construct a bootstrap version of the debiased lasso estimate, $\hat{\Phi}^* = \hat{\Phi}^{\mathbf{L}*} + (\mathbf{Y}^* - \hat{\Phi}^{\mathbf{L}*} \mathbf{X}) \mathbf{X}' \hat{\Omega} / T$.
- (f) Construct a bootstrap version of the t -statistics, either

$$\mathbf{T}_{ij}^* = \frac{\sqrt{T} \hat{\phi}_{ij}^*}{\hat{\sigma}_i^* \sqrt{\hat{\omega}_j' \hat{\Sigma}_x \hat{\omega}_j}} \quad \text{or} \quad \frac{\sqrt{T} \hat{\phi}_{ij}^*}{\hat{\sigma}_i^* \hat{\omega}_j} \quad \text{for } (i, j) \in \tilde{\mathcal{S}}^c \cap \mathcal{H}, \quad (8)$$

where $\hat{\sigma}_i^{*2}$ is given by $\hat{\sigma}_i^{*2} = \sum_{t=1}^T \hat{u}_{it}^{*2} / (T - \hat{s}_i)$ with $\hat{\mathbf{U}}^* = \mathbf{U}^* - (\hat{\Phi}^{\mathbf{L}*} - \hat{\Phi}^{\mathbf{L}}) \mathbf{X}$ and $\mathbf{U}^* = (\mathbf{u}_1^*, \dots, \mathbf{u}_T^*)$.

- 2. Compute the empirical distribution,

$$\mathbb{Q}_B^*(\mathbf{t}) = \frac{1}{|\tilde{\mathcal{S}}^c \cap \mathcal{H}|} \sum_{(i,j) \in \tilde{\mathcal{S}}^c \cap \mathcal{H}} \left[\frac{1}{B} \sum_{b=1}^B 1 \left\{ \mathbf{T}_{ij}^{*(b)} > \mathbf{t} \right\} \right].$$

- 3. Run Procedure 1 with (9) replacing (6):

$$\mathbf{t}_0 = \inf \left\{ \mathbf{t} \in [0, \bar{\mathbf{t}}] : \frac{|\mathcal{H}| \{ \mathbb{Q}_B^*(\mathbf{t}) + 1 - \mathbb{Q}_B^*(-\mathbf{t}) \}}{|\hat{\mathcal{S}}(\mathbf{t})| \vee 1} \leq q \right\}. \quad (9)$$

Remark 2. (a) We may adopt several distributions for ζ_t . For example, [Mammen \(1993\)](#) suggests using ζ_t that takes values $\pm(\sqrt{5} \mp 1)/2$ with probability $(\sqrt{5} \pm 1)/(2\sqrt{5})$, respectively, while [Davidson and Flachaire \(2008\)](#) propose using the Rademacher random variable, $\zeta_t = \pm 1$ with probability $1/2$.

- (b) Unlike the construction of $\hat{\sigma}_i^{*2}$ in Procedure 1, the degree of freedom adjustment in $\hat{\sigma}_i^{*2}$ is not sensitive to the results of FDR control.

3.2.3 Robustifying transformation

The (directional) FDR control by the proposed two procedures requires a condition to restrict the correlation structure of z_{ij} 's; see Condition 6 in the next section. Such a condition that is somewhat restrictive and difficult to verify if actually met in real data often tends to be avoided. As a remedy, we propose *robustification* of Procedure 1, which allows any cross-sectional dependency in z_{ij} 's. As a trade-off for the robustness, it exhibits conservative selection in general. Thus, the procedure is recommended when a cautious analysis is needed.

The key is to transform the t -statistics to an e -variables, the definition of which is a non-negative random variable E with $\mathbb{E}[E] \leq 1$ under the null (Vovk and Wang, 2021). The significant factor is that $1/E$ becomes a p -variable since $\mathbb{P}(1/E \leq q) \leq q$ for any level $q \geq 0$ by the Markov inequality, and is valid under any dependence structure. Then a robust FDR-controlled selection is achieved via the standard BH procedure of Benjamini and Hochberg (1995) with $1/E$, which is called the e-BH (Wang and Ramdas, 2022).

To introduce the e-BH procedure, we convert the double index $(i, j) \in \mathcal{H}$ to an ordered single index $h \in [|\mathcal{H}|]$ using some converter $h(i, j)$. For example, if $\mathcal{H} = [N] \times [KN]$, we set $h = h(i, j)$ with $h(i, j) = i + N(j-1)$ for given $(i, j) \in \mathcal{H}$; conversely, (i, j) is recovered by setting $j = \lceil h/N \rceil$ and $i = h - (j-1)N$ for given $h \in [|\mathcal{H}|]$. Suppose that $|\mathcal{H}|$ e -variables $E_h = E_{h(i,j)}$ corresponding to $H_0^{(i,j)}$ are available.

Procedure 3 (e-BH). 1. Make order statistics, $E_{(1)} \geq \dots \geq E_{(|\mathcal{H}|)}$.

2. Compute $h^* = \max \{h \in [|\mathcal{H}|] : 1/E_{(h)} \leq qh/|\mathcal{H}|\}$.

3. Obtain the set of discoveries, $\hat{\mathcal{S}}_R(h^*) = \{(i, j) \in \mathcal{H} : h(i, j) = h, E_h \geq E_{(h^*)}\}$.

A critical aspect is how to construct a “good” e -variable as there are countless ways to make it. Since little is known about the optimal construction, we focus on a simple formulation of e -variables transformed from the t -statistics (5), which we call the *robustifying transformation*. Precisely, we adopt the following:

$$E_{h(i,j)} = \frac{f(\mathbf{T}_{ij})}{\mathbb{E}[f(\mathcal{Z})]}, \quad \mathcal{Z} \sim N(0, 1), \quad (10)$$

where $f : \mathbb{R} \rightarrow \mathbb{R}_+$ is a continuous strictly increasing function. We may compute $\mathbb{E}[f(\mathcal{Z})]$ once f is specified. This construction yields asymptotic e -variables since $\mathbb{E}[E_{h(i,j)}] \rightarrow 1$ is expected under $H_0^{(i,j)}$; whereas, under $H_1^{(i,j)}$, we can obtain $\mathbb{E}[E_{h(i,j)}] \asymp f(\sqrt{T}) \rightarrow \infty$ thanks to the fact of $\mathbf{T}_{ij} \approx \sqrt{T}$ and increasing f . In practice, we may use $f : x \mapsto |x|^p$ for some $p > 0$ with $\mathbb{E}|\mathcal{Z}|^p = \sqrt{2^p/\pi} \Gamma((p+1)/2)$ or $f : x \mapsto \exp(c|x|^\alpha)$ for some $c, \alpha > 0$ with $\mathbb{E}[\exp(c|Z|)] = 2 \exp(c^2/2) \Phi(c)$ if $\alpha = 1$. A theory is partially provided in Sections 4.2.3 and E of Supplementary Material.

4 Statistical Theory

We develop a formal statistical theory for the inferential methodology proposed in Section 3. Throughout this section, we set $\mathcal{H} = [N] \times [KN]$, $d_i = 0$, and $\tilde{\mathcal{S}} = \hat{\mathcal{S}}_{\mathbf{L}}$ to alleviate unnecessary technical complications. We suppose that $N, T \rightarrow \infty$, $N = O(T^d)$ for some $d > 0$, and $K = o(N \vee T)$.

Condition 1. The error term, $\{\mathbf{u}_t\}$, is a sequence of i.i.d. sub-Gaussian random vectors with mean zero and covariance matrix Σ_u ; for every $N > 0$, there exists some constant $c_u > 0$ such that for all $x > 0$, $\max_{i \in [N]} \mathbb{P}(|u_{it}| > x) \leq 2 \exp(-x^2/c_u)$.

Condition 2. All the eigenvalues of the companion matrix of (Φ_1, \dots, Φ_K) are strictly less than one in modulus uniformly in K and N .

Condition 3. For all K and N , there exists some constant $\gamma > 0$ such that $\gamma \leq \lambda_{\min}(\Sigma_x) \leq \lambda_{\max}(\Sigma_x) \leq 1/\gamma$.

Conditions 1–3 are commonly used in the literature. Condition 2 guarantees that the VAR(K) model is stable and is inverted to the VMA(∞) model:

$$\mathbf{y}_t = \sum_{\ell=0}^{\infty} \mathbf{B}_{\ell} \mathbf{u}_{t-\ell}, \quad b := \sum_{\ell=0}^{\infty} \|\mathbf{B}_{\ell}\|_{\infty} < \infty, \quad (11)$$

where $\mathbf{B}_0 = \mathbf{I}_N$ and $\mathbf{B}_{\ell} = \mathbf{J}' \mathbf{A}^{\ell} \mathbf{J}$ with $\mathbf{J}' = (\mathbf{I}_N, \mathbf{0}_{N \times (KN-N)})$ for $\ell = 1, 2, \dots$ and \mathbf{A} the companion matrix of (Φ_1, \dots, Φ_K) ; see Lemma 2 in Supplementary Material. Throughout this section, we set the lasso regularization parameter in (2) to be

$$\lambda = 8bc_{uu} \sqrt{2(\nu + 7)^3 T^{-1} \log^3(N \vee T)},$$

where $\nu > 0$ is a fixed constant.

4.1 Theory for the debiased lasso estimator

The first proposition derives the nonasymptotic error bounds of the lasso estimator.

Proposition 1 (Nonasymptotic error bounds for the lasso). *If Conditions 1–3 hold, then the lasso estimator defined in (2) satisfies the following inequalities with probability at least $1 - O((N \vee T)^{-\nu})$:*

$$\begin{aligned} (a) \quad & \left\| \hat{\phi}_{i\cdot}^{\mathbf{L}} - \phi_{i\cdot} \right\|_2 \leq \frac{12\sqrt{s_i}\lambda}{\gamma - 8bs_i\lambda}, \\ (b) \quad & \left\| \hat{\phi}_{i\cdot}^{\mathbf{L}} - \phi_{i\cdot} \right\|_1 \leq \frac{48s_i\lambda}{\gamma - 8bs_i\lambda}, \\ (c) \quad & \frac{1}{T} \left\| (\hat{\phi}_{i\cdot}^{\mathbf{L}} - \phi_{i\cdot}) \mathbf{X} \right\|_2^2 \leq \frac{144s_i\lambda^2}{\gamma - 8bs_i\lambda} \end{aligned}$$

for all $i \in [N]$ such that $8bs_i\lambda < \gamma$.

Using Proposition 1, we next show the asymptotic linearity of the debiased lasso estimator, $\hat{\Phi}$. This requires some conditions on the precision matrix, Ω .

Condition 4. There exist some positive numbers s_ω and M_ω and some constant $r \in [0, 1)$ such that $\max_{i \in [KN]} \sum_{j=1}^{KN} |\omega_{ij}|^r \leq s_\omega$ and $\max_{j \in [KN]} \|\omega_j\|_1 \leq M_\omega$, where s_ω and M_ω can diverge as $N, T \rightarrow \infty$.

Condition 4 has frequently been used to derive the rate of convergence of the CLIME estimator $\hat{\Omega}$; see e.g., Cai et al. (2011) and Shu and Nan (2019). This condition requires that Ω is approximately sparse. Especially when $r = 0$, the condition reduces to the exact sparsity assumption. Denote by $\{e_j\}$ the standard basis of \mathbb{R}^{KN} .

Proposition 2 (Asymptotic linearity of the debiased lasso). *The debiased lasso estimator defined in (3) has the representation $\sqrt{T}(\hat{\Phi} - \Phi) = \mathbf{Z} + \mathbf{R}$, where the (i, j) th elements of \mathbf{Z} and \mathbf{R} are respectively given by*

$$z_{ij} = \frac{1}{\sqrt{T}} \sum_{t=1}^T u_{it} \mathbf{x}'_t \omega_j, \quad r_{ij} = \frac{1}{\sqrt{T}} \mathbf{u}_i \mathbf{X}' (\hat{\omega}_j - \omega_j) - \sqrt{T} (\hat{\phi}_i^L - \phi_i) (\hat{\Sigma}_x \hat{\omega}_j - e_j).$$

Furthermore, if Conditions 1–4 are assumed, then the following inequality holds with probability at least $1 - O((N \vee T)^{-\nu})$:

$$\max_{j \in [KN]} |r_{ij}| \lesssim (s_\omega M_\omega^{2-2r} \lambda^{1-r} + M_\omega s_i \lambda) \sqrt{\log^3(N \vee T)} =: \bar{r}_i \quad (12)$$

for all $i \in [N]$ such that $s_i \lambda = o(1)$.

To achieve the asymptotic normality of $\sqrt{T}(\hat{\phi}_{ij} - \phi_{ij})$, we need $\bar{r}_i = o(1)$. Then z_{ij} becomes the dominating term, which can converge in distribution to a Gaussian random variable. Note that $\bar{r}_i \asymp (s_\omega^3 + s_\omega s_i) \ell_{NT} / \sqrt{T}$, where ℓ_{NT} is some power of $\log(N \vee T)$, if $r = 0$ in Condition 4.

4.2 Theory for the multiple testing

We are now ready to develop a statistical theory of the multiple testing of (4) by Procedures 1–3 in Section 3.2. We first establish the asymptotic normality of the t -statistics defined in (5).

Condition 5. For all K and N , there exists some constant $\gamma > 0$ such that $\gamma \leq \min_{i \in [N]} \sigma_i^2 \leq \max_{i \in [N]} \sigma_i^2 \leq 1/\gamma$ and $\gamma \leq \min_{j \in [KN]} \omega_j^2 \leq \max_{j \in [KN]} \omega_j^2 \leq 1/\gamma$.

Condition 5 complements Condition 3, and is required to deal with the standard errors; see Lemma 7 in Supplementary Material.

Theorem 1 (Asymptotic normality of t -statistic). *If Conditions 1–5 hold, then either t -statistics T_{ij} defined in (5) satisfies that $T_{ij} - \sqrt{T} \phi_{ij} / \hat{m}_{ij}$ converges in distribution to $N(0, 1)$ for all $(i, j) \in \mathcal{H}$ such that $\bar{v}_i := \bar{r}_i + M_\omega^2 \lambda = o(1)$.*

In the theorem, $\bar{v}_i = o(1)$ makes both \bar{r}_i in (12) and the estimation error of the standard error, $M_\omega^2 \lambda$, asymptotically negligible. If $r = 0$ in Condition 4, it reduces to $(s_\omega^6 + s_\omega^2 s_i^2) \ell_{NT} \ll T$.

4.2.1 Theory for the FDR control

For $((i, j), (k, \ell)) \in \mathcal{H} \times \mathcal{H} =: \mathcal{H}^2$, the correlation between z_{ij} and $z_{k\ell}$ is given by

$$\rho_{(i,j),(k,\ell)} := \text{Corr}(z_{ij}, z_{k\ell}) = \frac{\sigma_{ik}\omega_{j\ell}}{\sigma_i\sigma_k\omega_j\omega_\ell}, \quad (13)$$

which becomes $|\rho_{(i,j),(k,\ell)}| \asymp |\sigma_{ik}\omega_{j\ell}|$ under Condition 5. Obviously, we have $\rho_{(i,j),(i,j)} = 1$ for all $(i, j) \in \mathcal{H}$, but the “off-diagonal” correlations in

$$\mathcal{H}_{\text{off}}^2 := \{((i, j), (k, \ell)) \in \mathcal{H}^2 : (i, j) \neq (k, \ell)\}$$

with $|\mathcal{H}_{\text{off}}^2| = |\mathcal{H}^2| - |\mathcal{H}|$ take non-trivial values. To manipulate them, impose the following condition.

Condition 6. There exists a partition of $\mathcal{H}_{\text{off}}^2$ denoted as $\mathcal{H}_{\text{off}}^2 = \mathcal{H}_w^2 \cup \mathcal{H}_s^2$ such that for some constant $c > 0$ and $\bar{\rho} := 1 - \varepsilon$ with arbitrary constant $\varepsilon \in (0, 1)$,

$$|\rho_{(i,j),(k,\ell)}| \in \begin{cases} [0, c/(\log N)^2] & \text{for } ((i, j), (k, \ell)) \in \mathcal{H}_w^2 \quad (\text{weak correlations}), \\ (c/(\log N)^2, \bar{\rho}] & \text{for } ((i, j), (k, \ell)) \in \mathcal{H}_s^2 \quad (\text{strong correlations}), \end{cases}$$

where $|\mathcal{H}_w^2| = |\mathcal{H}_{\text{off}}^2| - |\mathcal{H}_s^2|$ and $|\mathcal{H}_s^2| = O(|\mathcal{H}_{\text{off}}^2|/(\log N)^2)$.

Condition 6 says that most of the correlations are “weak” so that they are close to zero, while some are allowed to be “strong” enough to be non-vanishing. Because T_{ij} ’s are asymptotically normal as shown in Theorem 1, Condition 6 ensures that most of T_{ij} ’s are asymptotically independent. This condition can still be satisfied by many VAR models. To see this, note that $|\rho_{(i,j),(k,\ell)}| \asymp |\sigma_{ik}\omega_{j\ell}|$ and $\sigma_{ik}, \omega_{j\ell} = O(1)$ under Condition 5. Therefore, for example, if either $\Sigma_u = (\sigma_{ik})$ or $\Omega = (\omega_{j\ell})$ is approximately sparse, Condition 6 can be satisfied regardless of the structure of the other. Here, neither Σ_u nor Ω needs to be exactly sparse.

Theorem 2 (FDR control: normal distribution). *Suppose $\nu > 4$ and $\max_{i \in [N]} \bar{v}_i = O(T^{-\kappa_1})$ for some constant $\kappa_1 \in (0, 1/2)$. If Conditions 1–6 hold, then for any pre-determined level $q \in [0, 1]$, Procedure 1 with either t -statistics in (5) achieves the following: If t_0 is given by (6), the obtained $\hat{\mathcal{S}}(t_0)$ satisfies $\limsup_{N, T \rightarrow \infty} \text{dFDR} \leq q$ and $\lim_{N, T \rightarrow \infty} \mathbb{P}(\text{dFDP} \leq q + \varepsilon) = 1$ for any $\varepsilon > 0$. If t_0 is given by (7), the obtained $\hat{\mathcal{S}}(t_0)$ satisfies $\limsup_{N, T \rightarrow \infty} \text{dFWER} \leq q$.*

Recall $\bar{v}_i = \bar{r}_i + M_\omega^2 \lambda$ defined in Theorem 2. The condition, $\max_{i \in [N]} \bar{v}_i = O(T^{-\kappa_1})$, reduces to $(s_\omega^6 + s_\omega^2 \bar{s}^2)^{1/(1-2\kappa_1)} \ell_{NT} \ll T$, where $\bar{s} = \max_{i \in [N]} s_i$, if $r = 0$ in Condition 4.

We next show the dFDR control of Procedure 2 with setting $\tilde{\mathcal{S}} = \hat{\mathcal{S}}_\perp$. For this purpose, we need a distributional assumption on the wild bootstrap.

Condition 7. $\{\zeta_t\}$ is a sequence of i.i.d. sub-Gaussian random variables with $\mathbb{E} \zeta_t = 0$ and $\mathbb{E} \zeta_t^2 = 1$, where for every $T > 0$, there exists some constant $c_\zeta > 0$ such that for all $x > 0$, $\max_{t \in [T]} \mathbb{P}(|\zeta_t| > x) \leq 2 \exp(-x^2/c_\zeta)$.

Define the bootstrap distribution as

$$\mathbb{Q}^*(\mathfrak{t}) = \frac{1}{|\hat{\mathcal{S}}_L^c|} \sum_{(i,j) \in \hat{\mathcal{S}}_L^c} \mathbb{P}^*(\mathbf{T}_{ij}^* > \mathfrak{t}) \quad \text{with} \quad \mathbb{P}^*(\mathbf{T}_{ij}^* > \mathfrak{t}) = \text{plim}_{B \rightarrow \infty} \frac{1}{B} \sum_{b=1}^B 1\{\mathbf{T}_{ij}^{*(b)} > \mathfrak{t}\},$$

where $|\hat{\mathcal{S}}_L^c| = KN^2 - \hat{s}$. Let $\bar{\mu} = \max_{i \in [N]} \bar{v}_i + s_\omega M_\omega^{3-2r} \lambda^{1-r} \log^2(N \vee T)$.

Theorem 3 (FDR control: Bootstrap). *Suppose $\nu > 4$ and $\bar{\mu} = O(T^{-\kappa_1})$ for some constant $\kappa_1 \in (0, 1/2)$. If Conditions 1–7 hold, then for any preassigned level $q \in [0, 1]$, Procedure 2 with either t -statistics in (8) achieves the same results as Theorem 2.*

The condition, $\bar{\mu} = O(T^{-\kappa_1})$, reduces to $(s_\omega^8 + s_\omega^2 \bar{s}^2)^{1/(1-2\kappa_1)} \ell_{NT} \ll T$ if $r = 0$ in Condition 4.

To achieve Theorem 3, we should show that \mathfrak{t}_0 using \mathbb{Q}^* is asymptotically the same as using Q . Towards this goal, it suffices to verify that the event, $|\mathbb{Q}^*(\mathfrak{t})/Q(\mathfrak{t}) - 1|$ and $|\{1 - \mathbb{Q}^*(-\mathfrak{t})\}/Q(\mathfrak{t}) - 1|$ converge to zero uniformly in $\mathfrak{t} \in [0, \bar{\mathfrak{t}}]$, occurs with high probability. This proof will complete in two steps. First, show that \mathbf{T}_{ij}^* with the “sandwich” s.e. can be approximated by the self-normalized sum, $\sum_{t=1}^T \hat{u}_{it}^* \mathbf{x}'_t \hat{\omega}_j / \sum_{t=1}^T (\hat{u}_{it}^* \mathbf{x}'_t \hat{\omega}_j)^2$. Then, verify that it can be uniformly normally approximated in the relative error using the Cramér-type large deviation theory of Jing et al. (2003). The additional cost $s_\omega M_\omega^{3-2r} \lambda^{1-r} \log^2(N \vee T)$ in $\bar{\mu}$ is due to the approximation error in the first step.

4.2.2 Theory for the power guarantee

We next investigate the asymptotic power of our Procedures 1 and 2. A condition on the signal strength is required to distinguish the nonzero elements from zeros.

Condition 8. *For $\mathcal{S} \subset \mathcal{H}$, it holds that $\min_{(i,j) \in \mathcal{S}} |\phi_{ij}|/(\sigma_i \omega_j) \geq 4\sqrt{2 \log(KN^2)/T}$.*

Theorem 4 (Power guarantee). *Suppose $\nu > 4$ and $\max_{i \in [N]} \bar{v}_i = O(T^{-\kappa_1})$ for some constant $\kappa_1 \in (0, 1/2)$. If Conditions 1–5 and 8 hold, then both Procedures 1 and 2 achieve $\lim_{N,T \rightarrow \infty} \text{dPower} = 1$.*

This guarantees that both Procedures 1 and 2 do not asymptotically miss any important relation between variables, whichever threshold of either (6) or (7) is selected.

4.2.3 Theory for the robustification

As noted in Section 3.2.3, Condition 6 sometimes seems annoying though it is crucial for Procedures 1 and 2. Even without the condition, Procedure 3 with transformed statistics (10) can still provide reasonable discoveries.

Theorem 5. *If Conditions 1–5 and $\bar{v} = o(1)$ hold. For a given level $q \in [0, 1]$, the set of discoveries, $\hat{\mathcal{S}}_R(h^*)$, obtained by Procedure 3 with e -variables (10) satisfies the following:*

- (a) *For any continuous function $f : \mathbb{R} \rightarrow \mathbb{R}_+$ such that $f(T_{ij})$ is uniformly integrable (UI) for every $(i, j) \in \mathcal{S}^c$, we have $\limsup_{N,T \rightarrow \infty} \text{FDR} \leq q$.*

(b) For any monotonically increasing continuous function $f : \mathbb{R} \rightarrow \mathbb{R}_+$ such that $f(\sqrt{T})/|\mathcal{H}| \rightarrow \infty$ for every $(i, j) \in \mathcal{S}$, we have $\lim_{N, T \rightarrow \infty} \text{Power} = 1$.

It is not difficult to choose f that admits the condition of (b). As for (a), the UI of $f(\mathbf{T}_{ij})$ (as a random sequence indexed by (T, N, K) for every $(i, j) \in \mathcal{S}^c$) is pivotal for our e-based robust FDR control. For instance, we can show that $|\mathbf{T}_{ij}|^p$ and $\exp(c|\mathbf{T}_{ij}|^\alpha)$ are UI for some constants $p, c, \alpha > 0$; see Section E of Supplementary Material.

The theory for e-based robustification still has room for exploration. First, Theorem 5 does not investigate the directional FDR and power. Second, an optimal functional form of f is not well understood. These issues will be addressed as future research topics.

5 Monte Carlo Experiments

We investigate the finite sample behavior of the proposed procedures.

5.1 First experiment: Stability

We begin with a small experiment to illustrate the superiority of our approach to those by the (adaptive) lasso in terms of selection stability. An $N \times 1$ vector \mathbf{y}_t for $t = -50, \dots, T$ is generated from the stationary VAR(1) model for $N = 20$ and $T = 100$ with $\mathbf{u}_t \sim \text{i.i.d.} N(\mathbf{0}, \mathbf{I}_N)$. The sparse Φ is generated as in Section 5.2.1 in such a way that the diagonal and j -diagonals for $j = \pm 1, \pm 2$, are non-zero.

Figure 3 shows heatmaps of the frequencies with which the (i, j) th element of Φ is discovered as nonzero by different methods in 1000 replications. Figure 3(a) shows a heatmap of the absolute values of elements in Φ_1 , and Figures 3(b), (c), and (d) report the results using the lasso, adaptive lasso, and Procedure 1 with the target FDR level $q = 0.2$, respectively. The overall frequency of false positives by the lasso is very high, and for certain elements unreasonably so (shown by dark blue). The adaptive lasso reduces overall false positives, but cannot do so sufficiently for the elements wrongly selected in large numbers by lasso. In addition, some nonzero ϕ_{ij} 's are selected too infrequently by lasso, which is largely inherited by adaptive lasso (shown by very weak red). Meanwhile, when Procedure 1 is used, the frequency of false positives is evenly spread among the elements and well controlled. Furthermore, nonzero elements are selected more evenly than the (adaptive) lasso. These suggest that the proposed inferential methods can provide more stable and reproducible results for discovering the network Granger causality than existing popular estimation methods.

Another practical advantage of our inference method is that by varying the value of q , elements of Φ with different levels of significance can be visualized. By decreasing the value of q , the overall rejection frequency naturally decreases. In particular, the smaller the value of q , the more statistically significant elements are more likely to be selected; see the results with $q = 0.1$ in Figure F1 in Supplementary Material. Clearly, point estimation methods, such as the (adaptive) lasso, cannot provide this feature.

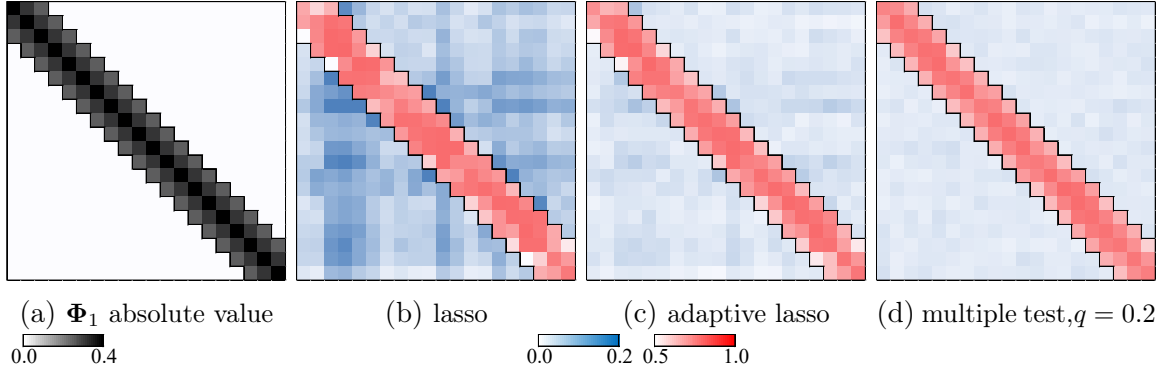


Figure 3: Heatmap of selection frequencies in Φ_1 ; the blue and red cells indicate the frequencies of false and true discoveries, respectively.

5.2 Second experiment: Performance of our methods

5.2.1 Design

We consider the $N \times 1$ vector generated as $\mathbf{y}_t = \sum_{\ell=1}^K \Phi_\ell \mathbf{y}_{t-\ell} + \mathbf{u}_t$ for $t = -(50 + K), \dots, T$ with $\mathbf{y}_{-(50+K)} = \mathbf{0}$, and the set $\{\mathbf{y}_{-(50+K)}, \dots, \mathbf{y}_{-K}\}$ is discarded. Define $\mathbf{u}_t = \Sigma_u^{1/2} \boldsymbol{\varepsilon}_t$, where $\Sigma_u = \sigma^2 \mathbf{I}_n$ with $\sigma = 1$. Another construction of Σ_u with non-zero off-diagonals is considered in Supplementary Material. Two different distributions of ε_{ti} are considered: (i) Standard normal, $\varepsilon_{ti} \sim \text{i.i.d.} N(0, 1)$; (ii) Standardized mixture normal, $\varepsilon_{ti} = (\eta_{ti} - \mu_\eta) / \sigma_\eta$ with $\eta_{ti} = q_{ti} \xi_{ti} + (1 - q_{ti}) \zeta_{ti}$, $\mu_\eta = \mathbb{E} \eta_{ti}$, and $\sigma_\eta^2 = \mathbb{E} \eta_{ti}^2 - \mu_\eta^2$, where $q_{ti} \sim \text{i.i.d.} \text{Ber}(\pi)$, $\xi_{ti} \sim \text{i.i.d.} N(\mu_\xi, \sigma_\xi^2)$, and $\zeta_{ti} \sim \text{i.i.d.} N(\mu_\zeta, \sigma_\zeta^2)$. We have chosen the parameter values $\mu_\xi = 2$, $\sigma_\xi = 2$, $\mu_\zeta = 4$, $\sigma_\zeta = 10$, and $\pi = 0.9$, which give $\mu_\eta = 0.4$ and $\sigma_\eta = 3.88$. The resulting error variable, ε_{ti} , is unimodal yet it has skewness 1.86 and kurtosis 3.53.

We focus on the model with $K = 1$. The coefficient matrix $\Phi = (\phi_{ij})$ is constructed as follows. First generate $\Psi = (\psi_{ij})$ with $\psi_{ij} = \rho^{1+|i-j|/4} 1\{|i-j| \leq m\}$. Now form an $N \times N$ sign matrix $\Upsilon^{(r)} = (v_{ij}^{(r)})$ for $r = 1, 2, \dots$, where $v_{ij}^{(r)} = 2\varphi_{ij}^{(r)} - 1$ with $\varphi_{ij}^{(r)} \sim \text{i.i.d.} \text{Ber}(0.5)$. Repeatedly compute $\Phi^{(r)} = \Psi \circ \Upsilon^{(r)}$ for $r = 1, 2, \dots$ until $\lambda_{\max}(\Phi^{(r)}) \leq 0.96$. If the process stops at the R th repetition, set $\Phi = \Phi^{(R)}$. We consider $\rho = 0.4$ and $m \in \{2, 4, 7\}$. Observe that, except for the first and last rows, we have $s_i = 5, 9, 15$ for $m = 2, 4, 7$, respectively. Set $q = 0.1$ and consider all the combinations of $N \in \{50, 100, 200, 300\}$ and $T \in \{200, 300\}$.

The model is estimated for each i th row using the R package, “glmnet.” The bootstrap procedure uses the same values of the lasso tuning parameters at the estimation stage. The CLIME estimator is constructed by the R package, “fastclime.” All the results are based on 1000 replications and 100 bootstrap samples.

5.2.2 Results

Table 1 summarizes the results of Procedures 1 and 2 with $\Sigma_u = \mathbf{I}_n$ and $\hat{m}_{ij} = \hat{\sigma}_i \sqrt{\hat{\omega}_j' \hat{\Sigma}_x \hat{\omega}_j}$. It contains three panels for $m = 2, 4, 7$; The larger the value of m , the

larger the number of nonzeros in Φ . The results with Σ_u with nonzero off-diagonals are qualitatively very similar; see Table F4 in Supplementary Material.

As can be seen, both procedures control the dFDR to be around the predetermined level $q = 0.1$, maintaining the high power. In particular, the good performance for large $N \geq T$ is very encouraging. The asymptotic threshold tends to produce slightly larger dFDR's than q while the bootstrap one is more conservative. The mixture normal error moderately amplifies the tendency. Despite this conservativeness, the power based on the bootstrap threshold is almost identical to that based on the asymptotic one. The exaggeration and the conservativeness by both procedures are mitigated if T is getting large. As expected, when the nonzero elements in Φ increase (i.e. m rises), the power goes down. However, it quickly rises as T increases.

The results of Procedure 3 based on the transformed t-statistic, $f(T_{ij})$, is reported in Table 2. Two transformation functions $f(x)$ are considered: $|x|^p$ with $p = 10$ and $\exp(c|x|^\alpha)$ with $c = 3$ and $\alpha = 1$. Both give very similar FDR and power. Their FDR are more conservative than the asymptotic and bootstrap FDR, but the associated reduction in power is relatively small. In conclusion, the e-BH procedure can be a reliable and robust alternative.

6 Two Empirical Applications

We apply our proposed methods to two large datasets to discover the underlying Granger-causal networks. Section 6.1 investigates the large macroeconomic and financial variables. Section 6.2 analyzes the regional house price growths in the UK. All the results in this section are based on $K = 1$ and $\hat{m}_{ij} = \hat{\sigma}_i \sqrt{\hat{\omega}'_j \hat{\Sigma}_x \hat{\omega}_j}$.

6.1 Large macroeconomic variables

The FRED-MD data file of May 2019 is obtained from McCracken's website, and the variables are transformed to be stationary as instructed by McCracken and Ng (2016). The data consists of a balanced panel of 128 monthly series spanning the period from June 1999 to May 2019. All series are standardized before the analysis. Following McCracken and Ng (2016), the series are categorized into eight groups: **G1**, Output and Income; **G2**, Labour Market; **G3**, Consumption, Orders and Inventories; **G4**, Housing; **G5**, Interest and Exchange Rate; **G6**, Prices; **G7**, Money and Credit; **G8**, Stock Market. (The group order is different from McCracken and Ng (2016).) The variables are numbered from 1 to 128, and the descriptions for all the variables are reported in Table G1 in Supplementary Material.

We estimate a VAR(1) model. The asymptotic and bootstrap thresholds for the t -ratios with $q = 0.05$ were 2.88 and 4.41, respectively. Here we summarize the result with Procedure 2 in Figure 4 as a network Granger causality diagram. The result with Procedure 1 is reported in Supplementary Material. The nodes represent the variables, and their colors show the eight categories. The size of a node indicates the number of variables it significantly predicts; the larger the node size, the more variables it can predict. The arrows show the direction of the Granger causality. The self-lag effects

Table 1: Directional FDR and power using asymptotic and bootstrap thresholds for $q = 0.1$, with cross-sectionally uncorrelated errors

$m = 2$ ($\max s_i = 5$)								
	$T = 200$				$T = 300$			
	asymptotic		bootstrap		asymptotic		bootstrap	
	dFDR	PWR	dFDR	PWR	dFDR	PWR	dFDR	PWR
Standard Normal Error								
$N = 50$	9.3	97.5	6.7	96.8	8.8	99.8	7.0	99.7
$N = 100$	10.7	94.7	6.9	93.2	9.9	99.4	7.4	99.2
$N = 200$	10.7	91.9	7.7	90.5	10.3	99.0	8.4	98.8
$N = 300$	10.4	89.6	6.8	87.3	9.7	98.5	8.5	98.4
Mixture Normal Error								
$N = 50$	10.4	94.2	5.7	91.9	9.5	99.0	6.3	98.7
$N = 100$	12.6	89.5	5.5	84.5	11.5	97.8	6.5	96.8
$N = 200$	13.1	87.0	6.6	82.5	11.7	97.2	7.6	96.4
$N = 300$	14.0	84.4	5.5	77.4	12.6	96.2	7.7	95.1
$m = 4$ ($\max s_i = 9$)								
	$T = 200$				$T = 300$			
	asymptotic		bootstrap		asymptotic		bootstrap	
	dFDR	PWR	dFDR	PWR	dFDR	PWR	dFDR	PWR
Standard Normal Error								
$N = 50$	8.3	89.1	6.7	87.9	7.9	96.7	6.9	96.4
$N = 100$	8.5	83.7	8.5	83.6	8.3	94.7	8.5	94.8
$N = 200$	9.3	78.1	9.6	78.4	8.8	91.9	9.6	92.3
$N = 300$	10.3	73.0	8.8	71.8	9.4	89.3	9.9	89.5
Mixture Normal Error								
$N = 50$	8.5	85.1	5.8	82.5	7.8	94.8	6.1	93.9
$N = 100$	8.9	79.9	7.2	78.2	8.7	92.4	7.6	91.9
$N = 200$	11.5	74.7	8.2	71.7	10.6	88.9	8.8	88.0
$N = 300$	12.0	69.9	6.9	65.3	11.0	86.1	8.9	85.1
$m = 7$ ($\max s_i = 15$)								
	$T = 200$				$T = 300$			
	asymptotic		bootstrap		asymptotic		bootstrap	
	dFDR	PWR	dFDR	PWR	dFDR	PWR	dFDR	PWR
Standard Normal Error								
$N = 50$	6.8	68.6	6.0	67.5	6.7	80.4	6.1	79.8
$N = 100$	7.6	60.6	8.0	61.0	7.6	74.2	8.0	74.6
$N = 200$	9.5	53.0	9.0	52.5	8.6	67.8	9.1	68.2
$N = 300$	9.4	50.1	9.3	50.1	8.5	65.3	10.1	66.4
Mixture Normal Error								
$N = 50$	6.4	65.5	4.9	63.2	6.1	77.9	5.1	76.6
$N = 100$	7.9	58.1	6.8	56.7	7.9	71.8	7.2	71.1
$N = 200$	9.4	51.1	7.5	49.3	9.0	65.6	8.3	65.0
$N = 300$	10.5	48.9	7.5	46.5	9.6	63.4	9.1	62.9

Table 2: FDR and power using e-BH thresholds for $q = 0.1$, with cross-sectionally uncorrelated errors

$m = 2$ ($\max s_i = 5$)								
$f(x)$	$T = 200$				$T = 300$			
	$ x ^p$		$\exp(c x ^\alpha)$		$ x ^p$		$\exp(c x ^\alpha)$	
	FDR	PWR	FDR	PWR	FDR	PWR	FDR	PWR
Standard Normal Error								
$N = 50$	1.8	93.2	1.3	92.0	1.4	99.0	0.9	98.7
$N = 100$	2.2	88.4	1.5	86.5	1.8	98.0	1.2	97.5
$N = 200$	1.7	82.9	1.2	80.8	1.5	96.9	1.0	96.3
$N = 300$	1.4	78.6	1.1	76.6	1.2	95.7	0.8	95.0
Mixture Normal Error								
$N = 50$	2.5	87.7	1.8	86.0	1.9	97.1	1.4	96.4
$N = 100$	3.1	80.6	2.3	78.3	2.4	94.7	1.7	93.6
$N = 200$	2.4	75.5	1.8	73.1	2.0	92.9	1.4	91.9
$N = 300$	2.3	71.3	1.8	69.4	2.3	71.3	1.5	90.1
$m = 4$ ($\max s_i = 9$)								
$f(x)$	$T = 200$				$T = 300$			
	$ x ^p$		$\exp(c x ^\alpha)$		$ x ^p$		$\exp(c x ^\alpha)$	
	FDR	PWR	FDR	PWR	FDR	PWR	FDR	PWR
Standard Normal Error								
$N = 50$	1.7	79.5	1.2	77.4	1.4	91.8	1.0	90.7
$N = 100$	1.6	72.4	1.1	69.6	1.5	88.7	0.9	87.2
$N = 200$	1.7	66.5	1.2	63.9	1.5	85.1	1.0	83.4
$N = 300$	1.8	60.3	1.3	58.1	1.5	81.4	1.0	79.6
Mixture Normal Error								
$N = 50$	1.9	74.2	1.4	71.9	1.5	88.4	1.1	86.9
$N = 100$	1.8	67.5	1.3	64.5	1.7	85.0	1.1	83.1
$N = 200$	2.1	62.5	1.5	59.9	1.9	81.0	1.3	79.0
$N = 300$	2.2	56.6	1.6	54.4	1.9	77.1	1.3	75.1
$m = 7$ ($\max s_i = 15$)								
$f(x)$	$T = 200$				$T = 300$			
	$ x ^p$		$\exp(c x ^\alpha)$		$ x ^p$		$\exp(c x ^\alpha)$	
	FDR	PWR	FDR	PWR	FDR	PWR	FDR	PWR
Standard Normal Error								
$N = 50$	1.3	55.8	0.9	53.7	1.1	69.2	0.8	67.3
$N = 100$	1.5	48.7	1.0	46.5	1.4	63.7	0.9	61.5
$N = 200$	1.6	42.3	1.1	40.2	1.4	58.0	0.9	55.9
$N = 300$	1.7	39.8	1.2	38.0	1.4	55.7	1.0	53.9
Mixture Normal Error								
$N = 50$	1.3	52.0	0.9	49.6	1.1	65.9	0.8	63.8
$N = 100$	1.6	45.9	1.1	43.5	1.5	60.7	1.1	58.4
$N = 200$	1.9	40.2	1.3	38.1	1.7	55.2	1.1	53.0
$N = 300$	1.9	38.1	1.4	36.4	1.7	53.2	1.2	51.3

are excluded in the figure. The main dynamic inter-relations are clustered within the groups, yet interesting interlinkages between the variable groups are observed. In particular, Price variables are clustered together, and eleven price variables are caused by variable 112, *Real M2 Money Supply*. Price variable 94, *Crude Oil*, also Granger-causes seven other price variables. Finally, *Real Manufactures and Trade Industries Sales* (variable 49) Granger-cause three producer price indices (variables 90, 91, 92). These findings make a lot of sense from an economic point of view. In addition, it is easy to identify the variables that cause many other variables (many edges come out from the node) and those which are caused by many other variables (the node surrounded by many pointing arrows); see the *Housing* variable cluster, for example.

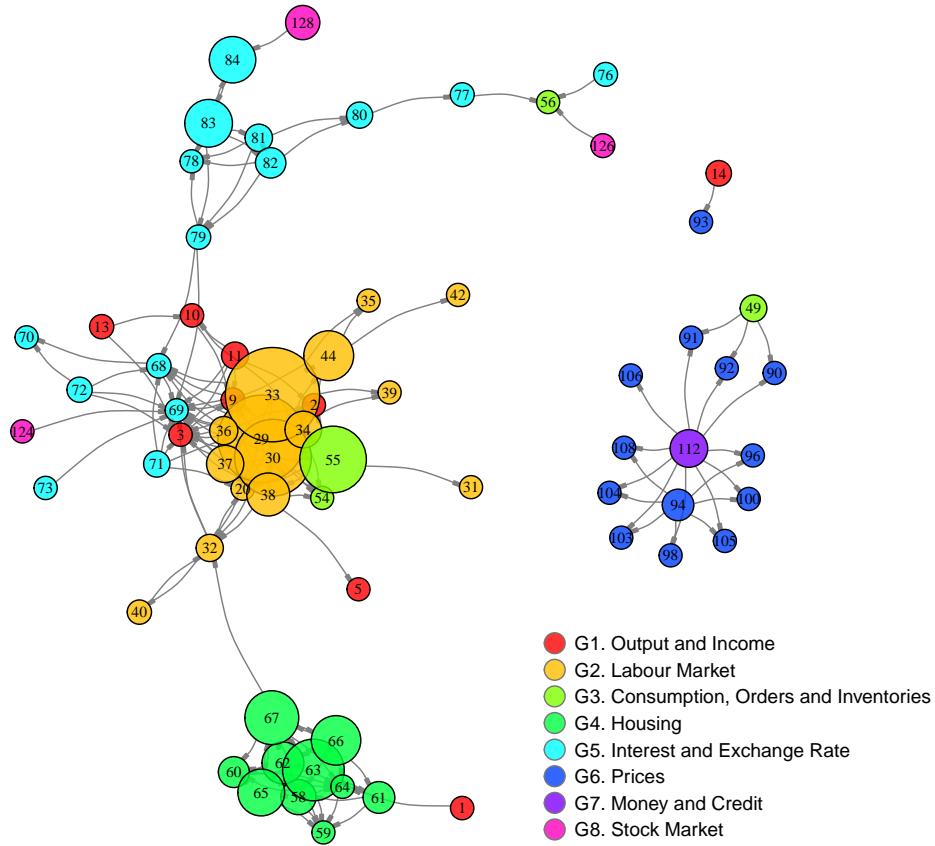


Figure 4: Network Granger-causality: 128 macroeconomic variables, bootstrap t_0 , $q = 0.05$

6.2 UK regional house price growths

We obtained the monthly average house prices at the local authority district level, published in November 2021 by HM Land Registry in the UK. Before analysis, we seasonally adjusted the prices, then deflated them by the UK consumer price index

(CPI).¹ Denoting by HP_{it} the seasonally adjusted real house price of the district i at month t , the monthly house price growth is computed as $\Delta hp_{it} = \log(HP_{it}/HP_{it-1})$. In this analysis, we choose variables of 86 districts of Scotland, Wales, and the London area, spanning 209 months, from February 2004 to June 2021. The variables are numbered from 1 to 86, and the full list of the district names is reported in Table G2 in Supplementary Materials. All the series are demeaned before the analysis.

We estimate a VAR(1) model. The asymptotic and bootstrap thresholds for the t -ratios with $q = 0.05$ were 2.73 and 4.22, respectively. Following the previous subsection, we summarize the result with the bootstrap threshold in Figure 5 as a network Granger causality diagram. The result with the asymptotic threshold is reported in Supplementary Material.

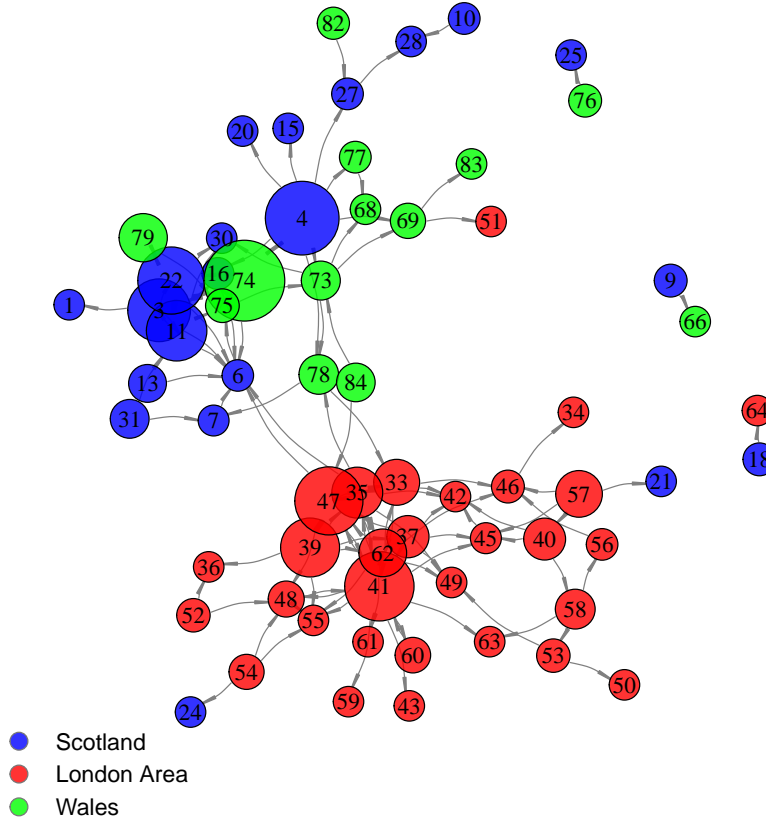


Figure 5: Network Granger causality: 86 UK regional house prices, bootstrap t_0 , $q = 0.05$

The results show that house price growth causality networks are more or less clustered in each of the three regions. However, there are interesting inter-regional Granger-causal relationships. The London network Granger-causes variables 21 and 24, which are the house price growth in the City of Edinburgh and West Lothian. These two regions comprise a large part of Edinburgh, the capital of Scotland. Furthermore, the London regional network is shown to Granger-cause and also to be

¹The CPI index (D7BT, not seasonally adjusted) is obtained from Office for National Statistics, UK. The house prices and the CPI are seasonally adjusted using the R package “seasonal.”

Granger-caused by Cardiff, the capital of Wales, variable 78. These results suggest that house price fluctuations in London interact dynamically with those in the capitals of other countries in the UK.

There is one unique inter-regional Granger Causality. Falkirk in Scotland (Variable 6) has a significant concentration of arrows from London, Scotland, and Wales. A little searching leads to the BBC News of 21 July 2020 reporting that the Scottish and UK governments have pledged 90 million pounds in “Growth Deal” funds to stimulate the economy around Falkirk.² The deal was signed off by the UK, Scottish governments, and Falkirk council on 21 December 2021.³ This large deal may have attracted investment to the Falkirk property market and was statistically identified as a Granger Causality for house price fluctuations in Falkirk.

7 Conclusion

This paper has proposed multiple testing procedures that control the FDR for discovering the network Granger causality in high-dimensional VAR models. The validity of our inference-based framework is supported by the theory, simulation studies, and two empirical applications. We hope that the methods will enable us to stably discover networks inherent in various high-dimensional time series, serving as a clue for new theories in their domains.

We can consider some directions for future research: (i) [Eichler \(2007\)](#) investigates a *path diagram* that is composed of the Granger-causal network and contemporaneous connections in the error covariance matrix. As considered in [Barigozzi and Brownlees \(2019\)](#), extending our methods to include detection of the contemporaneous correlation networks is interesting and important; (ii) We have not included a serious discussion of lag order selection. [Stokes and Purdon \(2017\)](#) argue that both too large and too small lag order selections will lead to spurious Granger causality findings. Apparently, investigating the “optimal” choice of K , such as combining the regularization-based lag selection method of [Nicholson et al. \(2020\)](#) with our framework, can be another important topic.

Supplementary Material

Section A: Proof of Theorems, Section B: Proof of Propositions, Section C: Lemmas and their proofs, Section D: Precision Matrix Estimation, Section E: Additional Results on Robustification, Section F: Additional Experimental Results, Section G: List of Variable Names in Empirical Applications, Section H: Additional Results of Empirical Applications.

²<https://www.bbc.co.uk/news/uk-scotland-tayside-central-53471904>

³<https://www.bbc.co.uk/news/uk-scotland-scotland-business-59734937>

Acknowledgments

The authors thank the editor, associate editor, and anonymous referees for their valuable comments and suggestions, which significantly improved the paper.

Funding

This work was supported by JSPS KAKENHI Grant Numbers 19K13665, 20H01484, 20H05631, 21H00700, and 21H04397.

References

- Babii, A., E. Ghysels, and J. Striaukas (2021). High-dimensional granger causality tests with an application to vix and news. *SSRN*: <https://ssrn.com/abstract=3615718>.
- Barigozzi, M. and C. Brownlees (2019). NETS: Network estimation for time series. *Journal of Applied Econometrics* 34, 347–364.
- Basu, S., X. Li, and G. Michailidis (2019). Low rank and structured modeling of high-dimensional vector autoregressions. *IEEE Transactions on Signal Processing* 67, 1207–1222.
- Basu, S. and G. Michailidis (2015). Regularized estimation in sparse high-dimensional time series models. *Annals of Statistics* 43, 1535–1567.
- Basu, S., A. Shojaie, and G. Michailidis (2015). Network granger causality with inherent grouping structure. *Journal of Machine Learning Research* 16, 417–453.
- Benjamini, Y. and Y. Hochberg (1995). Controlling the false discovery rate: a practical and powerful approach to multiple testing. *Journal of the Royal Statistical Society Series B* 57, 289–300.
- Bercu, B., B. Delyon, and E. Rio (2015). *Concentration Inequalities for Sums and Martingales*. Springer.
- Billingsley, P. (1999). *Convergence of Probability Measures (2nd. ed.)*. John Wiley & Sons, Inc.
- Bonferroni, C. E. (1935). Il calcolo delle assicurazioni su gruppi di teste. *Studi in Onore del Professore Salvatore Ortu Carboni*, 13–60.
- Brüggemann, R., C. Jentsch, and C. Trenkler (2016). Inference in vars with conditional heteroskedasticity of unknown form. *Journal of Econometrics* 191, 69–85.
- Cai, T., W. Liu, and X. Luo (2011). A constrained ℓ_1 minimization approach to sparse precision matrix estimation. *Journal of the American Statistical Association* 106, 594–607.

- Candès, E. and T. Tao (2007). The dantzig selector: statistical estimation when p is much larger than n . *Annals of Statistics* 35, 2313–2351.
- Candès, E. J., Y. Fan, L. Janson, and J. Lv (2018). Panning for gold: ‘model-x’ knockoffs for high dimensional controlled variable selection. *Journal of the Royal Statistical Society Series B* 80, 551–577.
- Chi, C.-M., Y. Fan, C.-K. Ing, and J. Lv (2021). High-dimensional knockoffs inference for time series data. *arXiv:2112.09851*.
- Davidson, R. and E. Flachaire (2008). The wild bootstrap, tamed at last. *Journal of Econometrics* 146, 162–169.
- Davis, R. A., P. Zang, and T. Zheng (2016). Sparse vector autoregressive modeling. *Journal of Computational and Graphical Statistics* 25, 1077–1096.
- Dufour, J.-M. and E. Renault (1998). Short run and long run causality in time series: Theory. *Econometrica* 66, 1099—1125.
- Eichler, M. (2007). Granger causality and path diagrams for multivariate time series. *Journal of Econometrics* 137, 334–353.
- Eichler, M. (2012a). Causal inference in time series analysis. In C. Berzuini, P. Dawid, and L. Bernardinelli (Eds.), *Causality: Statistical Perspectives and Applications*, pp. 327–354. Wiley.
- Eichler, M. (2012b). Graphical modelling of multivariate time series. *Probability Theory and Related Fields* 153, 233–268.
- Fujita, A., J. R. Sato, H. M. Garay-Malpartida, R. Yamaguchi, S. Miyano, M. C. Sogayar, and C. E. Ferreira (2007). Modeling gene expression regulatory networks with the sparse vector autoregressive model. *BMC Systems Biology* 1, 1–11.
- Gonçalves, S. and L. Kilian (2004). Bootstrapping autoregressions with conditional heteroskedasticity of unknown form. *Journal of Econometrics* 123, 89–120.
- Granger, C. W. J. (1969). Investigating causal relations by econometric models and cross-spectral methods. *Econometrica* 37, 424–438.
- Guðmundsson, G. S. and C. Brownlees (2021). Detecting groups in large vector autoregressions. *Journal of Econometrics forthcoming*.
- Hafner, C. M. and H. Herwartz (2009). Testing for linear vector autoregressive dynamics under multivariate generalized autoregressive heteroskedasticity. *Statistica Neerlandica* 63, 294–323.
- Han, F., H. Lu, and H. Liu (2015). A direct estimation of high dimensional stationary vector autoregressions. *Journal of Machine Learning Research* 16, 3115–3150.

- Holm, S. (1979). A simple sequentially rejective multiple test procedure. *Scandinavian Journal of Statistics* 6, 65–70.
- Horn, R. A. and C. R. Johnson (2012). *Matrix Analysis (2nd. ed.)*. Cambridge University Press.
- Hosoya, Y. (1977). On the Granger condition for non-causality. *Econometrica* 45, 1735–1736.
- Javanmard, A. and H. Javadi (2019). False discovery rate control via debiased lasso. *Electronic Journal of Statistics* 13, 1212–1253.
- Javanmard, A. and A. Montanari (2014). Confidence intervals and hypothesis testing for high-dimensional regression. *Journal of Machine Learning Research* 15, 2869–2909.
- Jing, B.-Y., Q.-M. Shao, and Q. Wang (2003). Self-normalized cramer-type large deviations for independent random variables. *Annals of Probability* 31, 2167–2215.
- Kifer, Y. (2013). Strong approximations for nonconventional sums and almost sure limit theorems. *Stochastic Processes and their Applications* 123, 2286–2302.
- Kilian, L. (1999). Finite-sample properties of percentile and percentile-t bootstrap confidence intervals for impulse responses. *Review of Economics and Statistics* 81, 652–660.
- Kock, A. B. and L. Callot (2015). Oracle inequalities for high dimensional vector autoregressions. *Journal of Econometrics* 186, 325–344.
- Lin, J. and G. Michailidis (2017). Regularized estimation and testing for high-dimensional multi-block vector-autoregressive models. *Journal of Machine Learning Research* 18, 1–49.
- Liu, W. (2013). Gaussian graphical model estimation with false discovery rate control. *Annals of Statistics* 41, 2948–2978.
- Lozano, A. C., N. Abe, Y. Liu, and S. Rosset (2009). Grouped graphical granger modeling for gene expression regulatory networks discovery. *Bioinformatics* 25, i110–i118.
- Lütkepohl, H. (2005). *New Introduction to Multiple Time Series Analysis*. Springer Berlin Heidelberg.
- Mammen, E. (1993). Bootstrap and wild bootstrap for high dimensional linear models. *Annals of Statistics* 21, 255–285.
- McCracken, M. W. and S. Ng (2016). Fred-md: A monthly database for macroeconomic research. *Journal of Business & Economic Statistics* 34 (4), 574–589.

- Nicholson, W. B., I. Wilms, J. Bien, and D. S. Matteson (2020). Testing high dimensional forecasting via interpretable vector autoregression. *Journal of Machine Learning Research* 21, 1–52.
- Reid, S., R. Tibshirani, and J. Friedman (2016). A study of error variance estimation in lasso regression. *Statistica Sinica* 26, 35–67.
- Shojaie, A. and E. B. Fox (2021). Granger causality: A review and recent advances. *arXiv:2105.02675*.
- Shu, H. and B. Nan (2019). Estimation of large covariance and precision matrices from temporally dependent observations. *Annals of Statistics* 47, 1321–1350.
- Sims, C. A. (1972). Money, income, and causality. *American Economic Review* 62, 540–552.
- Stokes, P. A. and P. L. Purdon (2017). A study of problems encountered in granger causality analysis from a neuroscience perspective. *Proceedings of the National Academy of Sciences* 114(34), E7063–E7072.
- Szarek, S. J. and E. Werner (1999). A nonsymmetric correlation inequality for gaussian measure. *Journal of Multivariate Analysis* 68, 193–211.
- Tibshirani, R. (1996). Regression shrinkage and selection via the lasso. *Journal of the Royal Statistical Society Series B*, 267–288.
- Uematsu, Y. and T. Yamagata (2023). Inference in sparsity-induced weak factor models. *Journal of Business & Economic Statistics* 41, 126–139.
- van de Geer, S., P. Bühlmann, Y. Ritov, and R. Dezeure (2014). On asymptotically optimal confidence regions and tests for high-dimensional models. *Annals of Statistics* 42, 1166–1202.
- Vershynin, R. (2018). *High-Dimensional Probability: An Introduction with Applications in Data Science*. Cambridge University Press.
- Vovk, V. and R. Wang (2021). E-values: Calibration, combination and applications. *The Annals of Statistics* 49(3), 1736 – 1754.
- Wang, R. and A. Ramdas (2022). False Discovery Rate Control with E-values. *Journal of the Royal Statistical Society Series B: Statistical Methodology* 84(3), 822–852.
- Zhang, C.-H. and S. S. Zhang (2014). Confidence intervals for low dimensional parameters in high dimensional linear models. *Journal of the Royal Statistical Society Series B* 76, 217–242.
- Zheng, L. and G. Raskutti (2019). Testing for high-dimensional network parameters in auto-regressive models. *Electronic Journal of Statistics* 13, 4977–5043.
- Zhu, K. and H. Liu (2020). Confidence intervals for parameters in high-dimensional sparse vector autoregression. *arXiv:2009.09462*.

Supplementary Material for

Discovering the Network Granger Causality in Large Vector Autoregressive Models

YOSHIMASA UEMATSU* and TAKASHI YAMAGATA†

**Department of Social Data Science, Hitotsubashi University*

†*Department of Economics and Related Studies, University of York*

‡*Institute of Social Economic Research, Osaka University*

A Proofs of Theorems

A.1 Proof of Theorem 1

Proof. Fix any $(i, j) \in \mathcal{H}$ such that $\bar{v}_i = o(1)$. Denote $m_{ij} = \sqrt{\sigma_i^2 \omega_{jj}} = \sqrt{\sigma_i^2 \boldsymbol{\omega}'_j \boldsymbol{\Sigma}_x \boldsymbol{\omega}_j}$ and $\hat{m}_{ij} = \hat{\sigma}_i \sqrt{\hat{\boldsymbol{\omega}}'_j \hat{\boldsymbol{\Sigma}}_x \hat{\boldsymbol{\omega}}_j}$ or $\hat{\sigma}_i \hat{\omega}_j$. By the construction of the debiased lasso estimator with Proposition 2 and Lemma 7, the t -statistic is written as

$$\begin{aligned} \mathbf{T}_{ij} - \frac{\sqrt{T} \phi_{ij}}{\hat{m}_{ij}} &= \frac{\sqrt{T}(\hat{\phi}_{ij} - \phi_{ij})}{\hat{m}_{ij}} = \frac{z_{ij} + r_{ij}}{m_{ij}} \left\{ 1 + \left(\frac{m_{ij}}{\hat{m}_{ij}} - 1 \right) \right\} \\ &= \left\{ \frac{z_{ij}}{m_{ij}} + O(\bar{r}_i) \right\} \{1 + O(M_\omega^2 \lambda)\}, \end{aligned}$$

which holds with probability at least $1 - O((N \vee T)^{-\nu})$. Here, \bar{r}_i and $M_\omega^2 \lambda$ are asymptotically negligible (with high probability) by the assumed condition.

Next, prove the asymptotic normality of z_{ij}/m_{ij} for each $(i, j) \in \mathcal{H}$. Recall that

$$\frac{z_{ij}}{m_{ij}} = \sum_{t=1}^T \xi_{Tt}^{(i,j)}, \quad \xi_{Tt}^{(i,j)} = \frac{u_{it} \mathbf{x}'_t \boldsymbol{\omega}_j}{\sqrt{T} m_{ij}}.$$

By a simple calculation, we have $\text{Var}(\xi_{Tt}^{(i,j)}) = 1/T$ and $\sum_{t=1}^T (\xi_{Tt}^{(i,j)})^2 \rightarrow_p 1$. Furthermore, by an application of Lemma 3, we obtain

$$\max_t |\xi_{Tt}^{(i,j)}| \leq T^{-1/2} \max_t \|u_{it} \mathbf{x}_t\|_\infty \|\boldsymbol{\omega}_j\|_1 / m_{ij} \lesssim M_\omega T^{-1/2} \sqrt{\log^3(N \vee T)}$$

with high probability, which implies $\max_t |\xi_{Tt}^{(i,j)}| \rightarrow_p 0$ when $M_\omega^2 \lambda = o(1)$. Thus McLeish's central limit theorem is applicable to achieve $\mathbf{T}_{ij} - \sqrt{T} \phi_{ij} / \hat{m}_{ij} \rightarrow_d N(0, 1)$ for each $(i, j) \in \mathcal{H}$ such that $\bar{r}_i + M_\omega^2 \lambda = o(1)$. This completes the proof. \square

A.2 Proof of Theorem 2

Proof. Throughout this proof, let $p = |\mathcal{H}| = KN^2$ denote the total number of parameters in the (augmented) coefficient matrix, Φ . Define

$$\begin{aligned}\mathcal{H}_{\leq 0} &= \mathcal{H} \cap \{(i, j) : \phi_{ij} \leq 0\}, & \mathcal{H}_{\geq 0} &= \mathcal{H} \cap \{(i, j) : \phi_{ij} \geq 0\}, \\ \mathcal{S}_{< 0} &= \mathcal{H} \cap \{(i, j) : \phi_{ij} < 0\}, & \mathcal{S}_{> 0} &= \mathcal{H} \cap \{(i, j) : \phi_{ij} > 0\}.\end{aligned}$$

By the definition of $s = |\mathcal{S}| = |\mathcal{H} \cap \{(i, j) : \phi_{ij} \neq 0\}|$, there is some sequence $\pi = \pi_{np} \in [0, 1]$ such that $|\mathcal{S}_{< 0}| = \pi s$ and $|\mathcal{S}_{> 0}| = (1 - \pi)s$. We also have $|\mathcal{H}_{\leq 0}| = p - (1 - \pi)s$ and $|\mathcal{H}_{\geq 0}| = p - \pi s$.

Case 1. Consider when (6) does not exist and $\mathfrak{t}_0 = \sqrt{2 \log p}$. First, we observe that

$$\begin{aligned}\text{dFDR}(\mathfrak{t}_0) &\leq \text{dFWER} = \mathbb{P} \left(\sum_{(i,j) \in \hat{\mathcal{S}}(\mathfrak{t}_0)} 1\{\text{sgn}(\hat{\phi}_{ij}) \neq \text{sgn}(\phi_{ij})\} \geq 1 \right) \\ &\leq \mathbb{P} \left(\sum_{(i,j) \in \mathcal{H}_{\leq 0}} 1\{\mathbf{T}_{ij} \geq \mathfrak{t}_0\} \geq 1 \right) + \mathbb{P} \left(\sum_{(i,j) \in \mathcal{H}_{\geq 0}} 1\{\mathbf{T}_{ij} \leq -\mathfrak{t}_0\} \geq 1 \right).\end{aligned}\tag{A.1}$$

The first probability of (A.1) is further bounded as

$$\begin{aligned}\mathbb{P} \left(\sum_{(i,j) \in \mathcal{H}_{\leq 0}} 1\{\mathbf{T}_{ij} \geq \mathfrak{t}_0\} \geq 1 \right) &\leq \sum_{(i,j) \in \mathcal{H}_{\leq 0}} \mathbb{P}(\mathbf{T}_{ij} \geq \mathfrak{t}_0) \\ &\leq \sum_{(i,j) \in \mathcal{S}^c} \mathbb{P}(\mathcal{Z}_{ij} \geq \mathfrak{t}_0 - \delta_1) + \sum_{(i,j) \in \mathcal{S}_{< 0}} \mathbb{P}(\mathcal{Z}_{ij} + \sqrt{T}\phi_{ij}/\hat{m}_{ij} \geq \mathfrak{t}_0 - \delta_1) \\ &\quad + pO((N \vee T)^{-\nu+2}) \\ &\leq \sum_{(i,j) \in \mathcal{S}^c} \mathbb{P}(\mathcal{Z}_{ij} \geq \mathfrak{t}_0 - \delta_1) + \sum_{(i,j) \in \mathcal{S}_{< 0}} \mathbb{P}(\mathcal{Z}_{ij} \geq \mathfrak{t}_0 - \delta_1) + pO((N \vee T)^{-\nu+2}) \\ &= (p - s + \pi s)Q(\mathfrak{t}_0 - \delta_1) + pO((N \vee T)^{-\nu+2}) \\ &\leq pQ(\mathfrak{t}_0 - \delta_1) + pO((N \vee T)^{-\nu+2}),\end{aligned}$$

where the second inequality holds for some positive sequence $\delta_1 = O(T^{-\kappa})$ for some $\kappa \in (0, \kappa_1]$ by Lemma 8(a) and $Q(\mathfrak{t}) = \mathbb{P}(\mathcal{Z} > \mathfrak{t})$ is the upper tail probability of a standard normal random variable \mathcal{Z} . Because $Q(\mathfrak{t}) \leq (\mathfrak{t}\sqrt{2\pi})^{-1} \exp(-\mathfrak{t}^2/2)$ and $\mathfrak{t}_0 - \delta_1 = \sqrt{2 \log p} + o(1)$, we have

$$pQ(\mathfrak{t}_0 - \delta_1) \lesssim p(\sqrt{\log p})^{-1} \exp(-\log p + o(1)) = O(1/\sqrt{\log p}).$$

We also obtain $pO((N \vee T)^{-\nu+2}) = o(1)$ for $\nu > 4$. The second probability of (A.1) is bounded in the same way. We thus conclude $\text{dFDR}(\mathfrak{t}_0) \leq \text{dFWER} = o(1)$.

Case 2. Consider when \mathbf{t}_0 is given by (6). Define

$$V = \sup_{\mathbf{t} \in [0, \bar{\mathbf{t}}]} \left| \frac{\sum_{(i,j) \in \mathcal{H}_{\leq 0}} [1\{\mathbf{T}_{ij} \geq \mathbf{t}\} - Q(\mathbf{t})] + \sum_{(i,j) \in \mathcal{H}_{\geq 0}} [1\{\mathbf{T}_{ij} \leq -\mathbf{t}\} - Q(\mathbf{t})]}{2pQ(\mathbf{t})} \right|.$$

Then we have

$$\begin{aligned} \text{dFDP}(\mathbf{t}_0) &= \frac{|\{(i,j) \in \hat{\mathcal{S}}(\mathbf{t}_0) : \text{sgn}(\hat{\phi}_{ij}) \neq \text{sgn}(\phi_{ij})\}|}{|\hat{\mathcal{S}}(\mathbf{t}_0)| \vee 1} \\ &= \frac{2pQ(\mathbf{t}_0)}{|\hat{\mathcal{S}}(\mathbf{t}_0)| \vee 1} \frac{\sum_{(i,j) \in \mathcal{H}_{\leq 0}} 1\{\mathbf{T}_{ij} \geq \mathbf{t}_0\} + \sum_{(i,j) \in \mathcal{H}_{\geq 0}} 1\{\mathbf{T}_{ij} \leq -\mathbf{t}_0\}}{2pQ(\mathbf{t}_0)} \\ &\leq q \left[\frac{\sum_{(i,j) \in \mathcal{H}_{\leq 0}} 1\{\mathbf{T}_{ij} \geq \mathbf{t}_0\} + \sum_{(i,j) \in \mathcal{H}_{\geq 0}} 1\{\mathbf{T}_{ij} \leq -\mathbf{t}_0\}}{2pQ(\mathbf{t}_0)} \right] \\ &\leq q \left[V + \frac{(|\mathcal{H}_{\leq 0}| + |\mathcal{H}_{\geq 0}|)Q(\mathbf{t}_0)}{2pQ(\mathbf{t}_0)} \right] \leq q(V + 1). \end{aligned}$$

Thus the dFDR and dFDP are controlled if we prove $V = o_p(1)$ in view of Fatou's lemma and Markov's inequality, respectively. Note that

$$\begin{aligned} V &\leq \sup_{\mathbf{t} \in [0, \bar{\mathbf{t}}]} \left| \frac{\sum_{(i,j) \in \mathcal{H}_{\leq 0}} [1\{\mathbf{T}_{ij} \geq \mathbf{t}\} - Q(\mathbf{t})]}{2pQ(\mathbf{t})} \right| \\ &\quad + \sup_{\mathbf{t} \in [0, \bar{\mathbf{t}}]} \left| \frac{\sum_{(i,j) \in \mathcal{H}_{\geq 0}} [1\{\mathbf{T}_{ij} \leq -\mathbf{t}\} - Q(\mathbf{t})]}{2pQ(\mathbf{t})} \right|. \end{aligned}$$

We only prove that the first term is $o_p(1)$ by symmetry.

To this end, consider discretization. That is, we partition $[0, \bar{\mathbf{t}}]$ into small intervals, $0 = \mathbf{t}_0 < \mathbf{t}_1 < \dots < \mathbf{t}_h = \bar{\mathbf{t}} = (2 \log p - a \log \log p)^{1/2}$, such that $\mathbf{t}_m - \mathbf{t}_{m-1} = v_p$ for $m \in \{1, \dots, h-1\}$ and $\mathbf{t}_h - \mathbf{t}_{h-1} \leq v_p$, where $v_p = (\log p \log \log p)^{-1/2}$. Then a simple calculation gives $1/h \leq v_p/\bar{\mathbf{t}} = O(1/(\log p \sqrt{\log \log p}))$. Fix arbitrary $m \in \{1, \dots, h\}$. For any $\mathbf{t} \in [\mathbf{t}_{m-1}, \mathbf{t}_m]$, we have

$$\frac{\sum_{(i,j) \in \mathcal{H}_{\leq 0}} 1\{\mathbf{T}_{ij} \geq \mathbf{t}\}}{2pQ(\mathbf{t})} \leq \frac{\sum_{(i,j) \in \mathcal{H}_{\leq 0}} 1\{\mathbf{T}_{ij} \geq \mathbf{t}_{m-1}\}}{2pQ(\mathbf{t}_{m-1})} \frac{Q(\mathbf{t}_{m-1})}{Q(\mathbf{t}_m)}$$

and

$$\frac{\sum_{(i,j) \in \mathcal{H}_{\leq 0}} 1\{\mathbf{T}_{ij} \geq \mathbf{t}\}}{2pQ(\mathbf{t})} \geq \frac{\sum_{(i,j) \in \mathcal{H}_{\leq 0}} 1\{\mathbf{T}_{ij} \geq \mathbf{t}_m\}}{2pQ(\mathbf{t}_m)} \frac{Q(\mathbf{t}_m)}{Q(\mathbf{t}_{m-1})}.$$

Lemma 7.2 of [Javanmard and Javadi \(2019\)](#) gives

$$\frac{Q(\mathbf{t}_{m-1})}{Q(\mathbf{t}_m)} \leq \frac{Q(\mathbf{t}_m - v_p)}{Q(\mathbf{t}_m)} = 1 + O(v_p + v_p \bar{\mathbf{t}}) = 1 + o(1)$$

uniformly in $m \in \{1, \dots, h\}$. Thus the proof completes if the following is true:

$$\tilde{V} := \max_{m \in \{1, \dots, h\}} \left| \frac{\sum_{(i,j) \in \mathcal{H}_{\leq 0}} [1\{\mathbf{T}_{ij} \geq \mathbf{t}_m\} - Q(\mathbf{t}_m)]}{2pQ(\mathbf{t}_m)} \right| = o_p(1).$$

Prove $\tilde{V} = o_p(1)$. Fix arbitrary $\varepsilon > 0$. Then we have

$$\begin{aligned} \mathbb{P}(\tilde{V} > \varepsilon) &\leq h \max_{m \in \{1, \dots, h\}} \mathbb{P}\left(\left| \frac{\sum_{(i,j) \in \mathcal{H}_{\leq 0}} [1\{\mathbf{T}_{ij} \geq \mathbf{t}_m\} - Q(\mathbf{t}_m)]}{2pQ(\mathbf{t}_m)} \right| > \varepsilon\right) \\ &\leq h \max_{m \in \{1, \dots, h\}} \mathbb{E} \left| \frac{\sum_{(i,j) \in \mathcal{H}_{\leq 0}} [1\{\mathbf{T}_{ij} \geq \mathbf{t}_m\} - Q(\mathbf{t}_m)]}{2pQ(\mathbf{t}_m)} \right|^2 / \varepsilon^2, \end{aligned}$$

where $h \lesssim \log p \sqrt{\log \log p}$. Consider bounding the expectation uniformly in $m \in \{1, \dots, h\}$. Denote by \sum and $\sum \sum$ the summations over $(i, j) \in \mathcal{H}_{\leq 0}$ and $(i, j), (k, \ell) \in \mathcal{H}_{\leq 0}$, respectively. By a simple calculus and Lemma 8(a)(b), we obtain

$$\begin{aligned} &\mathbb{E} \left[\frac{\sum \sum [1\{\mathbf{T}_{ij} \geq \mathbf{t}_m\} - Q(\mathbf{t}_m)] [1\{\mathbf{T}_{k\ell} \geq \mathbf{t}_m\} - Q(\mathbf{t}_m)]}{4p^2Q(\mathbf{t}_m)^2} \right] \\ &= \frac{\sum \sum \mathbb{P}(\mathbf{T}_{ij} \geq \mathbf{t}_m, \mathbf{T}_{k\ell} \geq \mathbf{t}_m)}{4p^2Q(\mathbf{t}_m)^2} - \frac{|\mathcal{H}_{\leq 0}| \sum \mathbb{P}(\mathbf{T}_{ij} \geq \mathbf{t}_m)}{2p^2Q(\mathbf{t}_m)} + \frac{|\mathcal{H}_{\leq 0}|^2}{4p^2} \\ &\leq \frac{\sum \sum \mathbb{P}(\mathcal{Z}_{ij} \geq \mathbf{t}_m - \delta_1, \mathcal{Z}_{k\ell} \geq \mathbf{t}_m - \delta_1)}{4p^2Q(\mathbf{t}_m)^2} - \frac{(1 + O(s/p))Q(\mathbf{t}_m + \delta_1)}{2Q(\mathbf{t}_m)} + \frac{1}{4} \\ &=: (i) + (ii) + 1/4, \end{aligned}$$

where $(\mathcal{Z}_{ij}, \mathcal{Z}_{k\ell})$ is a bivariate standard normal random vector and $\delta_1 = O(T^{-\kappa})$ for some constant $\kappa > 0$. Thus we will conclude $\tilde{V} = o_p(1)$ if we show that $(i) \leq 1/4 + o(1/h)$ and $(ii) \leq -1/2 + o(1/h)$, where $1/h = O(1/(\log p \sqrt{\log \log p}))$.

First consider (ii) . Expand $Q(\mathbf{t}_m + \delta_1)$ around $\delta_1 = 0$ by the mean value theorem. Then there exists δ_1^* between 0 and δ_1 such that

$$\begin{aligned} (ii) &= -\frac{Q(\mathbf{t}_m + \delta_1)}{2Q(\mathbf{t}_m)}(1 + o(1)) = -\frac{Q(\mathbf{t}_m) + Q'(\mathbf{t}_m + \delta_1^*)\delta_1}{2Q(\mathbf{t}_m)}(1 + o(1)) \\ &\leq -1/2 - \frac{(2\pi)^{-1/2} \exp\{-(\mathbf{t}_m + \delta_1^*)^2/2\} \delta_1}{2(2\pi)^{-1/2} \mathbf{t}_m^{-1} \exp\{-\mathbf{t}_m^2/2\}}(1 + o(1)) \\ &= -1/2 - \mathbf{t}_m \exp\{-\delta_1^*(\mathbf{t}_m + \delta_1^*/2)\} \delta_1(1 + o(1))/2 \\ &= -1/2 + o(1/h), \end{aligned} \tag{A.2}$$

where the last equality holds uniformly in $m \in \{1, \dots, h\}$ because δ_1 is polynomially decaying while \mathbf{t}_m is the logarithmic function for all $m \in \{1, \dots, h\}$.

Next consider (i) by decomposing the summation into two parts, $(i, j) = (k, \ell)$ and $(i, j) \neq (k, \ell)$. First we see the summation over $(i, j) = (k, \ell)$, which has p entries. We

have

$$\begin{aligned} & \frac{\sum \sum \mathbb{P}(\mathcal{Z}_{ij} \geq \mathfrak{t}_m - \delta_1, \mathcal{Z}_{k\ell} \geq \mathfrak{t}_m - \delta_1) 1\{(i, j) = (k, \ell)\}}{4p^2 Q(\mathfrak{t}_m)^2} \\ &= \frac{|\mathcal{H}_{\geq 0}|}{4p} \frac{1}{pQ(\mathfrak{t}_m)} \frac{Q(\mathfrak{t}_m - \delta_1)}{Q(\mathfrak{t}_m)} = o(1/h). \end{aligned} \quad (\text{A.3})$$

The last estimate is true because we have $|\mathcal{H}_{\geq 0}|/p = O(1)$ and $Q(\mathfrak{t}_m - \delta_1)/Q(\mathfrak{t}_m) = 1 + o(1/h)$ by the same reason as above, and by [Szarek and Werner \(1999\)](#),

$$\begin{aligned} \frac{1}{pQ(\mathfrak{t}_m)} &\leq \frac{\bar{\mathfrak{t}} + (\bar{\mathfrak{t}}^2 + 4)^{1/2}}{p2(2\pi)^{-1/2} \exp\{-\bar{\mathfrak{t}}^2/2\}} \lesssim \frac{\bar{\mathfrak{t}}}{p \exp\{-\bar{\mathfrak{t}}^2/2\}} \\ &\lesssim \log^{1/2} p \cdot \exp\{-\log \log^{a/2} p\} = O(\log^{1/2-a/2} p) = o(1/h) \end{aligned} \quad (\text{A.4})$$

for any $a > 3$.

Finally we bound (i) with summation over $(i, j) \neq (k, \ell)$, which contains $p^2 - p$ entries. We have

$$\begin{aligned} & \frac{\sum \sum \mathbb{P}(\mathcal{Z}_{ij} \geq \mathfrak{t}_m - \delta_1, \mathcal{Z}_{k\ell} \geq \mathfrak{t}_m - \delta_1)}{4p^2 Q(\mathfrak{t}_m)^2} \\ &\leq \frac{\sum \sum \mathbb{P}(\mathcal{Z}_{ij} \geq \mathfrak{t}_m - \delta_1, \mathcal{Z}_{k\ell} \geq \mathfrak{t}_m - \delta_1)}{4p^2 Q(\mathfrak{t}_m - \delta_1)^2} \frac{Q(\mathfrak{t}_m - \delta_1)^2}{Q(\mathfrak{t}_m)^2}, \end{aligned} \quad (\text{A.5})$$

where $Q(\mathfrak{t}_m - \delta_1)^2/Q(\mathfrak{t}_m)^2 = 1 + o(1/h)$ as above. By [Lemma 9](#) and the inequality $1/\sqrt{1-x^2} \leq 1 + |x|/\sqrt{1-x^2}$ for any $x \in (-1, 1)$, we obtain

$$\begin{aligned} & \frac{\sum \sum \mathbb{P}(\mathcal{Z}_{ij} \geq \mathfrak{t}_m - \delta_1, \mathcal{Z}_{k\ell} \geq \mathfrak{t}_m - \delta_1)}{4p^2 Q(\mathfrak{t}_m - \delta_1)^2} \leq \frac{1}{4p^2} \sum \sum \frac{1}{\sqrt{1 - \rho_{(i,j),(k,\ell)}^2}} \\ &= 1/4 + o(1/h) + \frac{1}{4p^2} \sum \sum \frac{|\rho_{(i,j),(k,\ell)}|}{\sqrt{1 - \rho_{(i,j),(k,\ell)}^2}}. \end{aligned} \quad (\text{A.6})$$

We evaluate the sum using [Condition 6](#) with $\log N \asymp \log p$. Denote $\mathcal{H}_w^2 = \mathcal{H}_{w1} \times \mathcal{H}_{w2}$ and $\mathcal{H}_s^2 = \mathcal{H}_{s1} \times \mathcal{H}_{s2}$. Then it is decomposed as

$$\sum_{(i,j) \in \mathcal{H}_{\leq 0}} \sum_{(k,\ell) \in \mathcal{H}_{\leq 0}} = \sum_{(i,j) \in \mathcal{H}_{\leq 0} \cap \mathcal{H}_{w1}} \sum_{(k,\ell) \in \mathcal{H}_{\leq 0} \cap \mathcal{H}_{w2}} + \sum_{(i,j) \in \mathcal{H}_{\leq 0} \cap \mathcal{H}_{s1}} \sum_{(k,\ell) \in \mathcal{H}_{\leq 0} \cap \mathcal{H}_{s2}}.$$

They are bounded by

$$\begin{aligned}
& \frac{1}{4p^2} \sum_{(i,j) \in \mathcal{H}_{\leq 0} \cap \mathcal{H}_{w1}} \sum_{(k,\ell) \in \mathcal{H}_{\leq 0} \cap \mathcal{H}_{w2}} \frac{|\rho_{(i,j),(k,\ell)}|}{\sqrt{1 - \rho_{(i,j),(k,\ell)}^2}} \\
& \leq \frac{1}{4p^2} \sum_{(i,j) \in \mathcal{H}_{w1}} \sum_{(k,\ell) \in \mathcal{H}_{w2}} \frac{|\rho_{(i,j),(k,\ell)}|}{\sqrt{1 - \rho_{(i,j),(k,\ell)}^2}} \\
& \leq \frac{p^2 - p - |\mathcal{H}_{s1} \times \mathcal{H}_{s2}|}{4p^2} \frac{c/\log^2 p}{\sqrt{1 - c^2/\log^4 p}} = O(1)O(1/\log^2 p) = o(1/h) \quad (\text{A.7})
\end{aligned}$$

and

$$\begin{aligned}
& \frac{1}{4p^2} \sum_{(i,j) \in \mathcal{H}_{\leq 0} \cap \mathcal{H}_{s1}} \sum_{(k,\ell) \in \mathcal{H}_{\leq 0} \cap \mathcal{H}_{s2}} \frac{|\rho_{(i,j),(k,\ell)}|}{\sqrt{1 - \rho_{(i,j),(k,\ell)}^2}} \\
& \leq \frac{1}{4p^2} \sum_{(i,j) \in \mathcal{H}_{s1}} \sum_{(k,\ell) \in \mathcal{H}_{s2}} \frac{|\rho_{(i,j),(k,\ell)}|}{\sqrt{1 - \rho_{(i,j),(k,\ell)}^2}} \\
& \leq \frac{|\mathcal{H}_{s1} \times \mathcal{H}_{s2}|}{4p^2} \frac{|\bar{\rho}|}{\sqrt{1 - \bar{\rho}^2}} = O(1/\log^2 p)O(1) = o(1/h). \quad (\text{A.8})
\end{aligned}$$

From (A.3) and (A.5)–(A.8), we have $(i) = 1/4 + o(1/h)$. This completes the proof. \square

A.3 Proof of Theorem 3

Before proceeding the proof, we recall the notation. In the proof, we mainly use the t -statistics with the “sandwich” s.e., defined as

$$\mathbf{T}_{ij}^* = \frac{\sqrt{T}\hat{\phi}_{ij}^*}{\hat{\sigma}_i^* \sqrt{\hat{\omega}_j' \hat{\Sigma}_x \hat{\omega}_j}}$$

for $(i, j) \in \hat{\mathcal{S}}_L^c$, where

$$\begin{aligned}
\hat{\sigma}_i^{*2} &= (T - \hat{s}_i)^{-1} \sum_{t=1}^T \hat{u}_{it}^{*2}, \quad \hat{u}_{it}^{*2} = u_{it}^{*2} - 2u_{it}^* \mathbf{x}_t' \boldsymbol{\delta}_i^* + \boldsymbol{\delta}_i^{*'} \mathbf{x}_t \mathbf{x}_t' \boldsymbol{\delta}_i^*, \\
\boldsymbol{\delta}_i^* &= (\hat{\phi}_{i\cdot}^{\text{L}*} - \hat{\phi}_{i\cdot}^{\text{L}})', \quad u_{it}^{*2} = \hat{u}_{it}^2 \zeta_t^2.
\end{aligned}$$

The bootstrap debiased lasso estimator has been defined as

$$\begin{aligned}
\hat{\boldsymbol{\Phi}}^* &= \hat{\boldsymbol{\Phi}}^{\text{L}*} + \left(\mathbf{Y}^* - \hat{\boldsymbol{\Phi}}^{\text{L}*} \mathbf{X} \right) \mathbf{X}' \hat{\boldsymbol{\Omega}} / T \\
&= \hat{\boldsymbol{\Phi}}^{\text{L}} + \mathbf{U}^* \mathbf{X}' \boldsymbol{\Omega} / T + \mathbf{U}^* \mathbf{X}' (\hat{\boldsymbol{\Omega}} - \boldsymbol{\Omega}) / T + \left(\hat{\boldsymbol{\Phi}}^{\text{L}} - \hat{\boldsymbol{\Phi}}^{\text{L}*} \right) (\hat{\Sigma}_x \hat{\boldsymbol{\Omega}} - \mathbf{I}).
\end{aligned}$$

By the definition, we have $\hat{\phi}_{ij}^L = 0$ for all $(i, j) \in \hat{\mathcal{S}}_L^c$, and hence

$$\hat{\phi}_{ij}^* = \mathbf{u}_i^* \mathbf{X}' \boldsymbol{\omega}_j / T + \mathbf{u}_i^* \mathbf{X}' (\hat{\boldsymbol{\omega}}_j - \boldsymbol{\omega}_j) / T + \left(\hat{\phi}_i^L - \hat{\phi}_i^{L*} \right) (\hat{\boldsymbol{\Sigma}}_x \hat{\boldsymbol{\omega}}_j - \mathbf{e}_j)$$

for all $(i, j) \in \hat{\mathcal{S}}_L^c$. We have also defined

$$\mathbb{Q}^*(\mathbf{t}) = \frac{1}{|\hat{\mathcal{S}}_L^c|} \sum_{(i,j) \in \hat{\mathcal{S}}_L^c} \mathbb{P}^*(\mathbf{T}_{ij}^* > \mathbf{t}) \quad (\text{conditional on the observations}),$$

where $|\hat{\mathcal{S}}_L^c| = p - \hat{s}$ with $p = KN^2$, and \mathbb{P}^* indicates the probability measure induced by the bootstrap.

Proof. It is sufficient to consider the case when \mathbf{t}_0 is computed by (9). From the beginning of *Case 2* in the proof of Theorem 2 with the same argument, the FDR is decomposed as

$$\begin{aligned} \text{dFDP}(\mathbf{t}_0) &= \frac{p \{ \mathbb{Q}^*(\mathbf{t}_0) + 1 - \mathbb{Q}^*(-\mathbf{t}_0) \}}{|\hat{\mathcal{S}}(\mathbf{t}_0)| \vee 1} \cdot \frac{2Q(\mathbf{t}_0)}{\mathbb{Q}^*(\mathbf{t}_0) + 1 - \mathbb{Q}^*(-\mathbf{t}_0)} \\ &\quad \cdot \frac{\sum_{(i,j) \in \mathcal{I}_{\leq 0}} 1\{\mathbf{T}_{ij} \geq \mathbf{t}_0\} + \sum_{(i,j) \in \mathcal{I}_{\geq 0}} 1\{\mathbf{T}_{ij} \leq -\mathbf{t}_0\}}{2pQ(\mathbf{t}_0)} \\ &\leq q \cdot \frac{2}{\mathbb{Q}^*(\mathbf{t}_0)/Q(\mathbf{t}_0) + \{1 - \mathbb{Q}^*(-\mathbf{t}_0)\}/Q(\mathbf{t}_0)} \{V + 1 + o(1)\}, \end{aligned}$$

where V is defined in the proof of Theorem 2 and has been shown $V = o_p(1)$. Hence, it suffices to prove that the event,

$$\sup_{\mathbf{t} \in [0, \bar{\mathbf{t}}]} \left| \frac{\mathbb{Q}^*(\mathbf{t})}{Q(\mathbf{t})} - 1 \right| + \sup_{\mathbf{t} \in [0, \bar{\mathbf{t}}]} \left| \frac{1 - \mathbb{Q}^*(-\mathbf{t})}{Q(\mathbf{t})} - 1 \right| = o(1),$$

occurs with high probability.

Define

$$\begin{aligned} S_{ij}^* &= T^{-1/2} \sum_{t=1}^T u_{it}^* \mathbf{x}_t' \hat{\boldsymbol{\omega}}_j, \\ R_{ij}^* &= T^{-1/2} \mathbf{u}_i^* \mathbf{X}' (\hat{\boldsymbol{\omega}}_j - \boldsymbol{\omega}_j) + \sqrt{T} (\hat{\phi}_i^L - \hat{\phi}_i^{L*}) (\hat{\boldsymbol{\Sigma}}_x \hat{\boldsymbol{\omega}}_j - \mathbf{e}_j), \\ \hat{m}_{ij}^{*2} &= \hat{\sigma}_i^{*2} \hat{\boldsymbol{\omega}}_j' \hat{\boldsymbol{\Sigma}}_x \hat{\boldsymbol{\omega}}_j, \quad \tilde{m}_{ij}^{*2} = T^{-1} \sum_{t=1}^T u_{it}^{*2} \hat{\boldsymbol{\omega}}_j' \mathbf{x}_t \mathbf{x}_t' \hat{\boldsymbol{\omega}}_j, \end{aligned}$$

Then by the construction, we have $\mathbf{T}_{ij}^* = (S_{ij}^* + R_{ij}^*) / \hat{m}_{ij}^*$. We first check if \mathbf{T}_{ij}^* is asymptotically equivalent to the self-normalized sum, $S_{ij}^* / \tilde{m}_{ij}^*$, and then verify that it can be uniformly normally approximated in the relative error.

Define the events,

$$A_1^* = \left\{ \max_{i \in [N]} \max_{j \in [KN]} \left| \frac{\tilde{m}_{ij}^*}{\hat{m}_{ij}^*} - 1 \right| \lesssim \bar{\mu}_1 \right\}, \quad A_2^* = \left\{ \max_{i \in [N]} \max_{j \in [KN]} \left| \frac{R_{ij}^*}{\hat{m}_{ij}^*} \right| \lesssim \bar{\mu}_2 \right\},$$

where

$$\bar{\mu}_1 = \max \{ \bar{\tau}_1, \bar{\tau}_2, \bar{\tau}_3 \},$$

$$\bar{\mu}_2 = \max \left\{ \lambda^{2-r} M_\omega^{2-2r} s_\omega, \bar{s} \lambda M_\omega \log^{3/2}(N \vee T) \right\}$$

with $\bar{\tau}_1$, $\bar{\tau}_2$, and $\bar{\tau}_3$ defined in Lemmas 13, 14, and 15, respectively. Then the event,

$$A := \left\{ \hat{\mathcal{S}}_{\mathcal{L}} \supset \mathcal{S} \right\} \cap \left\{ \mathbb{P}^* (A_1^{*c}) = O((NT)^{-\nu}) \right\} \cap \left\{ \mathbb{P}^* (A_2^{*c}) = O((NT)^{-\nu}) \right\},$$

occurs with high probability by Lemmas 16, 17, and 19. By a simple computation, we have $\bar{\mu}_1 \vee \bar{\mu}_2 \asymp \bar{\mu}$ with

$$\bar{\mu} = \max \left\{ M_\omega^{3-2r} \lambda^{1-r} s_\omega \log^2(N \vee T), M_\omega \bar{s} \lambda \log^{3/2}(N \vee T), M_\omega^2 \lambda \log(N \vee T) \right\}.$$

Because $\bar{\mu}$ tends to zero polynomially, we observe that conditional on A ,

$$\begin{aligned} \mathbb{Q}^*(\mathfrak{t}) &= \frac{1}{|\hat{\mathcal{S}}_{\mathcal{L}}^c|} \sum_{(i,j) \in \hat{\mathcal{S}}_{\mathcal{L}}^c} \mathbb{P}^* \left(\frac{S_{ij}^* + R_{ij}^*}{\tilde{m}_{ij}^*} > \mathfrak{t} \right) \\ &= \frac{1}{|\hat{\mathcal{S}}_{\mathcal{L}}^c|} \sum_{(i,j) \in \hat{\mathcal{S}}_{\mathcal{L}}^c} \mathbb{P}^* \left(\frac{S_{ij}^*}{\tilde{m}_{ij}^*} \left\{ 1 + \left(\frac{\tilde{m}_{ij}^*}{\hat{m}_{ij}^*} - 1 \right) \right\} > \mathfrak{t} - \frac{R_{ij}^*}{\hat{m}_{ij}^*}, A_1^* \cap A_2^* \right) \\ &\quad + O((N \vee T)^{-\nu}) \\ &= \frac{1}{|\hat{\mathcal{S}}_{\mathcal{L}}^c|} \sum_{(i,j) \in \hat{\mathcal{S}}_{\mathcal{L}}^c} \mathbb{P}^* \left(\frac{S_{ij}^*}{\tilde{m}_{ij}^*} > \frac{\mathfrak{t} - O(\bar{\mu}_2)}{1 + O(\bar{\mu}_1)} \right) + O((N \vee T)^{-\nu}) \end{aligned} \quad (\text{A.9})$$

with high probability, where the terms, $O(\bar{\mu}_1)$, $O(\bar{\mu}_2)$, and $O((N \vee T)^{-\nu})$, depend neither on \mathfrak{t} nor (i, j) . Since $(i, j) \in \hat{\mathcal{S}}_{\mathcal{L}}^c$ implies $(i, j) \in \mathcal{S}^c$ on event A , Lemma 18 entails the normal approximation of the self-normalized sum,

$$\begin{aligned} &\mathbb{P}^* \left(\frac{S_{ij}^*}{\tilde{m}_{ij}^*} > \frac{\mathfrak{t} - O(\bar{\mu}_2)}{1 + O(\bar{\mu}_1)} \right) \\ &= Q \left(\frac{\mathfrak{t} - O(\bar{\mu}_2)}{1 + O(\bar{\mu}_1)} \right) \left\{ 1 + O \left(\frac{M_\omega \log NT}{T^{1/2}} \right) \left(1 + \frac{\mathfrak{t} - O(\bar{\mu}_2)}{1 + O(\bar{\mu}_1)} \right)^3 \right\}, \end{aligned} \quad (\text{A.10})$$

with high probability. Combining (A.9) and (A.10) and dividing the both sides by

$Q(\mathbf{t})$ yield, with high probability,

$$\begin{aligned} \frac{Q^*(\mathbf{t})}{Q(\mathbf{t})} &= \frac{Q\left(\frac{\mathbf{t}-O(\bar{\mu}_2)}{1+O(\bar{\mu}_1)}\right)}{Q(\mathbf{t})} \left\{ 1 + O\left(\frac{M_\omega \log NT}{T^{1/2}}\right) \left(1 + \frac{\mathbf{t} - O(\bar{\mu}_2)}{1+O(\bar{\mu}_1)}\right)^3 \right\} \\ &\quad + \frac{O((N \vee T)^{-\nu})}{Q(\mathbf{t})}. \end{aligned}$$

By the assumed condition, $\bar{\mu}_1$, $\bar{\mu}_2$ and $M_\omega/T^{1/2}$ decay polynomially while $\mathbf{t} \in [0, \bar{\mathbf{t}}]$ at most diverges logarithmically. Thus we obtain uniformly in $\mathbf{t} \in [0, \bar{\mathbf{t}}]$,

$$1 + O\left(\frac{M_\omega \log NT}{T^{1/2}}\right) \left(1 + \frac{\mathbf{t} - O(\bar{\mu}_2)}{1+O(\bar{\mu}_1)}\right)^3 = 1 + o(1)$$

and, by an application of Lemma 7.2 of [Javanmard and Javadi \(2019\)](#),

$$\frac{Q\left(\frac{\mathbf{t}-O(\bar{\mu}_2)}{1+O(\bar{\mu}_1)}\right)}{Q(\mathbf{t})} = 1 + O(\bar{\mu}_2)(1 + \mathbf{t}) + O(\bar{\mu}_1)(1 + \mathbf{t}^2) = 1 + o(1)$$

uniformly in $\mathbf{t} \in [0, \bar{\mathbf{t}}]$. By (A.4), we have

$$\sup_{\mathbf{t} \in [0, \bar{\mathbf{t}}]} \frac{O((N \vee T)^{-\nu})}{Q(\mathbf{t})} = \frac{O((N \vee T)^{-\nu})}{Q(\bar{\mathbf{t}})} = O((N \vee T)^{-\nu+2}).$$

Consequently, it holds that

$$\sup_{\mathbf{t} \in [0, \bar{\mathbf{t}}]} \left| \frac{Q^*(\mathbf{t})}{Q(\mathbf{t})} - 1 \right| = o(1)$$

with high probability for any $\nu > 2$. The same argument is applied to showing $|\{1 - Q^*(-\mathbf{t})\}/Q(\mathbf{t}) - 1| = o(1)$ uniformly in $\mathbf{t} \in [0, \bar{\mathbf{t}}]$. This completes the proof. \square

A.4 Proof of Theorem 4

Proof. We use the same notation as in the proof of Theorem 2. Let $\bar{\mathbf{t}}_0 = \sqrt{2 \log p}$ denote the upper bound of the critical value, \mathbf{t}_0 . By the definition of power and monotonicity of probability, we have

$$\begin{aligned} \text{Power}(\mathbf{t}_0) &= \mathbb{E} \left[\frac{|\{(i, j) \in \hat{\mathcal{S}}(\mathbf{t}_0) : \text{sgn}(\hat{\phi}_{ij}) = \text{sgn}(\phi_{ij})\}|}{s \vee 1} \right] \\ &= \frac{1}{s} \sum_{(i, j) \in \mathcal{S}_{<0}} \mathbb{P}(\mathbf{T}_{ij} \leq -\mathbf{t}_0) + \frac{1}{s} \sum_{(i, j) \in \mathcal{S}_{>0}} \mathbb{P}(\mathbf{T}_{ij} \geq \mathbf{t}_0) \\ &\geq \frac{1}{s} \sum_{(i, j) \in \mathcal{S}_{<0}} \mathbb{P}(\mathbf{T}_{ij} \leq -\bar{\mathbf{t}}_0) + \frac{1}{s} \sum_{(i, j) \in \mathcal{S}_{>0}} \mathbb{P}(\mathbf{T}_{ij} \geq \bar{\mathbf{t}}_0). \end{aligned}$$

Consider the second probability in the lower bound. Proposition 2 gives

$$\mathbf{T}_{ij} = \sqrt{T}\hat{\phi}_{ij}/\hat{m}_{ij} = (\sqrt{T}\phi_{ij} + z_{ij} + r_{ij})/\hat{m}_{ij},$$

where $\phi_{ij} = 0$ if and only if $(i, j) \in \mathcal{S}^c$. It holds that

$$\begin{aligned} & \max_{(i,j) \in \mathcal{S}_{>0}} \mathbb{P}(\mathbf{T}_{ij} \leq \bar{\mathbf{t}}_0) \\ & \leq \max_{(i,j) \in \mathcal{S}_{>0}} \mathbb{P}\left(\frac{z_{ij} + r_{ij}}{\hat{m}_{ij}} + \frac{m_{ij}}{\hat{m}_{ij}} \frac{\sqrt{T}\phi_{ij}^0}{m_{ij}} \leq \bar{\mathbf{t}}_0, \frac{m_{ij}}{\hat{m}_{ij}} > \frac{1}{2}\right) + \max_{(i,j) \in \mathcal{S}_{>0}} \mathbb{P}\left(\frac{m_{ij}}{\hat{m}_{ij}} \leq \frac{1}{2}\right) \\ & \leq \max_{(i,j) \in \mathcal{S}_{>0}} \mathbb{P}\left(\mathcal{Z}_{ij} \leq \bar{\mathbf{t}}_0 - \min_{(i,j) \in \mathcal{S}_{>0}} \frac{\sqrt{T}\phi_{ij}^0}{2m_{ij}} + \delta_1\right) + O((N \vee T)^{-\nu}) \\ & \leq \Phi\left(-\sqrt{2\log p} + \delta_1\right) + O((N \vee T)^{-\nu}), \end{aligned}$$

where the second inequality follows from Lemmas 7 and 8, and the third inequality holds by $\bar{\mathbf{t}}_0 = \sqrt{2\log p}$ and Condition 8. Since $\delta_1\sqrt{\log p} = o(1)$ by the assumption, the Gaussian probability in the upper bound tends to zero. The same result is obtained for the first probability. Thus the power goes to unity because $|\mathcal{S}_{<0}| + |\mathcal{S}_{>0}| = s$. This completes the proof. \square

A.5 Proof of Theorem 5

Proof of (a). For any $(i, j) \in \hat{\mathcal{S}}(h^*)$, we have $qE_{h(i,j)}/|\mathcal{H}| \geq 1/|\hat{\mathcal{S}}_R|$ by the property of e-BH. Thus the FDR of $\hat{\mathcal{S}} := \hat{\mathcal{S}}_R(h^*)$ is bounded by

$$\begin{aligned} \text{FDR} &= \mathbb{E}\left[\sum_{(i,j) \in \mathcal{S}^c} \frac{1\{(i,j) \in \hat{\mathcal{S}}\}}{|\hat{\mathcal{S}}|}\right] \leq \mathbb{E}\left[\sum_{(i,j) \in \mathcal{S}^c} \frac{qE_{h(i,j)}1\{(i,j) \in \hat{\mathcal{S}}\}}{|\mathcal{H}|}\right] \\ &\leq \frac{1}{|\mathcal{H}|} \sum_{(i,j) \in \mathcal{S}^c} q\mathbb{E}[E_{h(i,j)}] \leq q \max_{(i,j) \in \mathcal{S}^c} \mathbb{E}\left[\frac{f(\mathbf{T}_{ij})}{\mathbb{E}f(\mathcal{Z})}\right], \end{aligned}$$

where $\mathcal{Z} \sim N(0, 1)$. Theorem 1 with Conditions 1–5 and $\bar{v} = o(1)$ achieves $f(\mathbf{T}_{ij}) \rightarrow_d f(\mathcal{Z})$ for all $(i, j) \in \mathcal{S}^c$ for any continuous function f by the continuous mapping theorem. Therefore, for every $(i, j) \in \mathcal{S}^c$, the assumed uniform integrability of $f(\mathbf{T}_{ij})$ implies $\mathbb{E}[f(\mathbf{T}_{ij})] \rightarrow \mathbb{E}[f(\mathcal{Z})]$. This makes the upper bound of FDR be $q + o(1)$, which completes the proof. \square

Proof of (b). For any $h \in \hat{\mathcal{S}}(h^*)$, we have $qE_h \geq |\mathcal{H}|/|\hat{\mathcal{S}}|$. This implies $qE_{(h^*)}/|\mathcal{H}| \geq$

$1/|\hat{\mathcal{S}}| \geq 1$. Therefore, the power is lower bounded by

$$\begin{aligned} \text{Power} &= \mathbb{E} \left[\sum_{(i,j) \in \mathcal{S}} \frac{1\{(i,j) \in \hat{\mathcal{S}}\}}{s} \right] = \frac{1}{s} \sum_{(i,j) \in \mathcal{S}} \mathbb{P}(E_{h(i,j)} \geq E_{(h^*)}) \\ &\geq \frac{1}{s} \sum_{(i,j) \in \mathcal{S}} \mathbb{P}\left(E_{h(i,j)} \geq \frac{|\mathcal{H}|}{q}\right) \geq \min_{(i,j) \in \mathcal{S}} \mathbb{P}\left(f(\mathbf{T}_{ij}) \geq \frac{\mathbb{E} f(\mathcal{Z})|\mathcal{H}|}{q}\right) \\ &\geq \min_{(i,j) \in \mathcal{S}} \mathbb{P}(|\mathbf{T}_{ij}| \gtrsim f^{-1}(|\mathcal{H}|)), \end{aligned}$$

where f^{-1} exists by the monotonicity. From Theorem 1 and its proof, $|\mathbf{T}_{ij}|/\sqrt{T}$ is uniformly tight for every $(i,j) \in \mathcal{S}$ when $\bar{v} = o(1)$. Therefore, the lower bound of Power tends to unity by the condition of f . This completes the proof. \square

B Proofs of Propositions

B.1 Proof of Proposition 1

Proof. Derive the non-asymptotic error bound for the Lasso estimator. First define two events:

$$\mathcal{E}_1 = \left\{ \|T^{-1} \mathbf{X} \mathbf{U}'\|_{\max} \leq \lambda/2 \right\}, \quad \mathcal{E}_2 = \left\{ \left\| \hat{\Sigma}_x - \Sigma_x \right\|_{\max} \leq b\lambda/2 \right\},$$

where $\lambda = 8bc_{uu} \sqrt{2(\nu+7)^3 \log^3(N \vee T)/T}$ with any positive constant ν . We work on event $\mathcal{E}_1 \cap \mathcal{E}_2$ since Lemmas 3 and 4 guarantee that $\mathcal{E}_1 \cap \mathcal{E}_2$ occurs with probability at least $1 - O((N \vee T)^{-\nu})$.

Define $\boldsymbol{\delta}_i = \hat{\boldsymbol{\phi}}_i^{\mathbf{L}} - \boldsymbol{\phi}_i$. Because $\hat{\boldsymbol{\phi}}_i^{\mathbf{L}}$ minimizes the objective function, we have

$$(2T)^{-1} \|\mathbf{y}_i - \hat{\boldsymbol{\phi}}_i^{\mathbf{L}} \mathbf{X}\|_2^2 + \lambda \|\hat{\boldsymbol{\phi}}_i^{\mathbf{L}}\|_1 \leq (2T)^{-1} \|\mathbf{y}_i - \boldsymbol{\phi}_i \mathbf{X}\|_2^2 + \lambda \|\boldsymbol{\phi}_i\|_1,$$

which is equivalently written as

$$(2T)^{-1} \|\boldsymbol{\delta}_i \mathbf{X}\|_2^2 \leq T^{-1} \mathbf{u}_i \mathbf{X}' \boldsymbol{\delta}_i' + \lambda \|\boldsymbol{\phi}_i\|_1 - \lambda \|\hat{\boldsymbol{\phi}}_i^{\mathbf{L}}\|_1.$$

By Hölder's inequality and the triangle inequality, we have

$$\begin{aligned} (2T)^{-1} \|\boldsymbol{\delta}_i \mathbf{X}\|_2^2 &\leq |T^{-1} \mathbf{u}_i \mathbf{X}' \boldsymbol{\delta}_i'| + \lambda \|\boldsymbol{\phi}_i\|_1 - \lambda \|\hat{\boldsymbol{\phi}}_i^{\mathbf{L}}\|_1 \\ &\leq \|T^{-1} \mathbf{u}_i \mathbf{X}'\|_{\infty} \|\boldsymbol{\delta}_i\|_1 + \lambda \|\boldsymbol{\delta}_i\|_1. \end{aligned}$$

On event \mathcal{E}_1 , we thus obtain the upper bound of $\|\boldsymbol{\delta}_i \mathbf{X}\|_2^2$ as

$$T^{-1} \|\boldsymbol{\delta}_i \mathbf{X}\|_2^2 \leq 3\lambda \|\boldsymbol{\delta}_i\|_1. \tag{A.11}$$

Next we bound $\|\boldsymbol{\delta}_i \mathbf{X}\|_2^2$ from below. Lemma 5 states that $\boldsymbol{\delta}_i$ lies in $\mathcal{D} = \{\boldsymbol{\delta}_i \in$

$\mathbb{R}^{1 \times KN} : \|\boldsymbol{\delta}_{i\mathcal{S}_i^c}\|_1 \leq 3\|\boldsymbol{\delta}_{i\mathcal{S}_i}\|_1\}$ on \mathcal{E}_1 . Hence under \mathcal{E}_1 and \mathcal{E}_2 , Lemma 6 entails

$$T^{-1}\|\boldsymbol{\delta}_i \mathbf{X}\|_2^2 / \|\boldsymbol{\delta}_i\|_2^2 \geq \gamma - 16s_i \|\hat{\boldsymbol{\Sigma}}_x - \boldsymbol{\Sigma}_x\|_{\max} \geq \gamma - 8bs_i\lambda. \quad (\text{A.12})$$

By (A.11), (A.12), Lemma 5, and the Cauchy–Schwarz inequality, we have

$$\begin{aligned} (\gamma - 8bs_i\lambda)\|\boldsymbol{\delta}_i\|_2^2 &\leq 3\lambda\|\boldsymbol{\delta}_i\|_1 = 3\lambda\|\boldsymbol{\delta}_{i\mathcal{S}_i}\|_1 + 3\lambda\|\boldsymbol{\delta}_{i\mathcal{S}_i^c}\|_1 \\ &\leq 12\lambda\|\boldsymbol{\delta}_{i\mathcal{S}_i}\|_1 \leq 12s_i^{1/2}\lambda\|\boldsymbol{\delta}_{i\mathcal{S}_i}\|_2 \leq 12s_i^{1/2}\lambda\|\boldsymbol{\delta}_i\|_2. \end{aligned}$$

This concludes that

$$\|\boldsymbol{\delta}_i\|_2 \leq \frac{12s_i^{1/2}\lambda}{\gamma - 8bs_i\lambda}.$$

Next we derive the prediction error bound. By Lemma 5 and the Cauchy–Schwarz inequality again, the error bound in the element-wise ℓ_1 -norm is given by

$$\begin{aligned} \|\boldsymbol{\delta}_i\|_1 &= \|\boldsymbol{\delta}_{i\mathcal{S}_i}\|_1 + \|\boldsymbol{\delta}_{i\mathcal{S}_i^c}\|_1 \\ &\leq 4\|\boldsymbol{\delta}_{i\mathcal{S}_i}\|_1 \leq 4s_i^{1/2}\|\boldsymbol{\delta}_{i\mathcal{S}_i}\|_2 \leq 4s_i^{1/2}\|\boldsymbol{\delta}_i\|_2 \leq \frac{48s_i\lambda}{\gamma - 8bs_i\lambda}. \end{aligned} \quad (\text{A.13})$$

From (A.11) and (A.13), the prediction error bound is obtained as

$$T^{-1}\|\boldsymbol{\delta}_i \mathbf{X}\|_2^2 \leq 3\lambda\|\boldsymbol{\delta}_i\|_1 \leq \frac{144s_i\lambda^2}{\gamma - 8bs_i\lambda}.$$

This completes the proof. \square

B.2 Proof of Proposition 2

Proof. The first assertion is trivial by the construction of the debiased lasso estimator. We derive the upper bound of $|r_{ij}|$. Observe that for each $i \in [N]$,

$$\begin{aligned} |r_{ij}| &\leq \|T^{-1/2}\mathbf{u}_i \mathbf{X}'\|_{\infty} \|\hat{\boldsymbol{\omega}}_j - \boldsymbol{\omega}_j\|_1 + \sqrt{T} \left\| \hat{\boldsymbol{\phi}}_{i\cdot}^L - \boldsymbol{\phi}_{i\cdot} \right\|_1 \left\| \hat{\boldsymbol{\Sigma}}_x \hat{\boldsymbol{\omega}}_j - \mathbf{e}_j \right\|_{\infty} \\ &\leq \|T^{-1/2}\mathbf{U} \mathbf{X}'\|_{\max} \max_j \|\hat{\boldsymbol{\omega}}_j - \boldsymbol{\omega}_j\|_1 + \sqrt{T} \left\| \hat{\boldsymbol{\phi}}_{i\cdot}^L - \boldsymbol{\phi}_{i\cdot} \right\|_1 \left\| \hat{\boldsymbol{\Sigma}}_x \hat{\boldsymbol{\Omega}} - \mathbf{I}_{KN} \right\|_{\max} \end{aligned}$$

uniformly in $j \in [KN]$. Let $\lambda_1 = b\|\boldsymbol{\Omega}\|_{\ell_1}\lambda/2$, and consider the event

$$\{\|\mathbf{X} \mathbf{U}'/T\|_{\max} \leq \lambda/2\} \cap \{\|\hat{\boldsymbol{\Sigma}}_x - \boldsymbol{\Sigma}_x\|_{\max} \leq \lambda_1/\|\boldsymbol{\Omega}\|_{\ell_1}\}.$$

Then this occurs with probability at least $1 - O((N \vee T)^{-\nu})$ by Lemmas 3 and 4 with the proof of Proposition 1. On this event, the proof of Theorem 6 in Cai et al. (2011) establishes the bounds, $\max_j \|\hat{\boldsymbol{\omega}}_j - \boldsymbol{\omega}_j\|_1 \lesssim (\|\boldsymbol{\Omega}\|_{\ell_1} \lambda_1)^{1-r} s_{\omega}$ and $\|\hat{\boldsymbol{\Sigma}}_x \hat{\boldsymbol{\Omega}} - \mathbf{I}_{KN}\|_{\max} \leq \lambda_1$, under Condition 4. Therefore, together with the Lasso bound derived in Proposition

1 and $\lambda_1 \lesssim M_\omega \lambda$, we obtain

$$\begin{aligned} \max_{j \in [KN]} |r_{ij}| &\lesssim \sqrt{T} \lambda (\|\boldsymbol{\Omega}\|_{\ell_1} \lambda_1)^{1-r} s_\omega / 2 + \frac{48 s_i \sqrt{T} \lambda \lambda_1}{\gamma - 8 b s_i \lambda} \\ &\lesssim \sqrt{T} \lambda M_\omega^{1-r} (M_\omega \lambda)^{1-r} s_\omega + s_i \sqrt{T} \lambda^2 M_\omega \\ &\lesssim (s_\omega M_\omega^{2-2r} \lambda^{1-r} + s_i M_\omega \lambda) \sqrt{\log^3(N \vee T)} (=:\bar{r}_i) \end{aligned}$$

for each $i \in [N]$ such that $s_i \lambda = o(1)$. This completes the proof. \square

C Lemmas and their Proofs

Lemma 1. *If Condition **1** is true, then for any $i, j \in [N]$ and $s, t \in [T]$, there exist constants $c_{uu}, c_m > 0$ such that*

$$\begin{aligned} (a) \quad &\mathbb{P} \left(\left| \frac{1}{T} \sum_{t=1}^T (u_{it} u_{jt} - \mathbb{E}[u_{it} u_{jt}]) \right| > x \right) \leq 2 \exp \left\{ -\frac{1}{2} \left(\frac{T x^2}{c_{uu}^2} \wedge \frac{T x}{c_{uu}} \right) \right\}, \\ (b) \quad &\mathbb{E} \left[\max_{i \in [N]} \max_{t \in [T]} |u_{it}|^m \right] \leq c_m \log^{m/2}(N \vee T), \end{aligned}$$

where $m \in \mathbb{N}$ is an arbitrary fixed constant.

Proof of Lemma 1. Prove (a). Since u_{it} is sub-Gaussian by Condition **1**, Lemma 2.7.7 of Vershynin (2018) entails that for any $i, j \in [N]$, $\{u_{it} u_{jt} - \mathbb{E}[u_{it} u_{jt}]\}_t$ is a sequence of i.i.d. (centered) sub-exponential random variables. Thus the result directly follows by Bernstein's inequality (Vershynin, 2018, Theorem 2.8.1).

Prove (b). For any fixed $m \in \mathbb{N}$, the sub-Gaussian tail property for u_{it} in Condition **1** implies for all $x > 0$,

$$\mathbb{P}(|u_{it}|^m > x) = \mathbb{P}(|u_{it}| > x^{1/m}) \leq 2 \exp(-x^{2/m}/c_u).$$

Using this tail probability with the union bound, we have

$$\begin{aligned} \mathbb{E} \left[\max_{i, t \in \mathbb{N}} \frac{|u_{it}|^m}{(1 + \log it)^{m/2}} \right] &\leq \int_0^\infty \mathbb{P} \left(\max_{i, t \in \mathbb{N}} \frac{|u_{it}|^m}{(1 + \log it)^{m/2}} > x \right) dx \\ &\leq \int_0^{(2c_u)^{m/2}} dx + 2 \sum_{i=1}^\infty \sum_{t=1}^\infty \int_{(2c_u)^{m/2}}^\infty \exp \left(-\frac{x^{2/m}(1 + \log i + \log t)}{c_u} \right) dx \\ &\leq (2c_u)^{m/2} + 2 \sum_{i=1}^\infty i^{-2} \sum_{t=1}^\infty t^{-2} \int_{(2c_u)^{m/2}}^\infty \exp \left(-\frac{x^{2/m}}{c_u} \right) dx, \end{aligned}$$

where the upper bound is further bounded by some positive constants. Thus there

exists some constant $M > 0$ such that

$$\begin{aligned} M &\geq \mathbb{E} \left[\max_{i,t \in \mathbb{N}} \frac{|u_{it}|^m}{(1 + \log it)^{m/2}} \right] \\ &\geq \mathbb{E} \left[\max_{i \in [N], t \in [T]} \frac{|u_{it}|^m}{(1 + \log it)^{m/2}} \right] \geq \mathbb{E} \left[\max_{i \in [N], t \in [T]} |u_{it}|^m \right] \frac{1}{(1 + \log NT)^{m/2}}. \end{aligned}$$

Replacing the constant factor appropriately gives the result. This completes the proof. \square

Lemma 2. *If Condition 2 is true, then the summability condition in (11) holds. Furthermore, there exists a constant $\delta \in (0, 1)$ such that for any monotonically divergent sequence $r_T > 0$ with sufficiently large T ,*

$$\sum_{\ell=r_T}^{\infty} \|\mathbf{B}_\ell\|_\infty \leq \frac{\delta^{r_T}}{1 - \delta}. \quad (\text{A.14})$$

In particular, the summability condition in (11) holds.

Proof of Lemma 2. The VAR(K) model is written as the VAR(1) companion form with coefficient

$$\mathbf{A} = \begin{pmatrix} \Phi_1 & \Phi_2 & \dots & \Phi_{K-1} & \Phi_K \\ \mathbf{I}_N & \mathbf{0} & \dots & \mathbf{0} & \mathbf{0} \\ \mathbf{0} & \mathbf{I}_N & \dots & \mathbf{0} & \mathbf{0} \\ \vdots & \vdots & & \vdots & \vdots \\ \mathbf{0} & \mathbf{0} & \dots & \mathbf{I}_N & \mathbf{0} \end{pmatrix}.$$

Condition 2 entails that the spectral radius of \mathbf{A} , defined as $\rho(\mathbf{A}) = \max_{j \in [KN]} |\lambda_j(\mathbf{A})|$, is strictly less than one uniformly in N . This implies that the VAR(1) model is invertible to the VMA(∞). Therefore, we have the representation $\mathbf{y}_t = \sum_{\ell=0}^{\infty} \mathbf{B}_\ell \mathbf{u}_{t-\ell}$, where $\mathbf{B}_0 = \mathbf{I}_N$ and $\mathbf{B}_\ell = \mathbf{J}' \mathbf{A}^\ell \mathbf{J}$ with $\mathbf{J}' = (\mathbf{I}_N, \mathbf{0}_{N \times (KN-N)})$ for $\ell = 1, 2, \dots$. Note that

$$\sum_{\ell=0}^{\infty} \|\mathbf{B}_\ell\|_\infty \leq \sum_{\ell=0}^{\infty} \|\mathbf{J}\|_\infty^2 \|\mathbf{A}^\ell\|_\infty = \sum_{\ell=0}^{\infty} \|\mathbf{A}^\ell\|_\infty.$$

Again, since we have $\rho(\mathbf{A}) < 1$ uniformly in N by Condition 2, we can always pick up a small constant $\varepsilon > 0$ such that $\delta := \rho(\mathbf{A}) + \varepsilon$ lies in $(0, 1)$. We apply the Gelfand formula (Horn and Johnson, 2012); for this choice of ε , there exists T^* such that $\|\mathbf{A}^{r_T}\|_\infty \leq \delta^{r_T}$ for all $T \geq T^*$, where $r_T > 0$ is any monotonically diverging sequence as $T \rightarrow \infty$. Therefore, for any $T \geq T^*$ we have

$$\sum_{\ell=r_T}^{\infty} \|\mathbf{A}^\ell\|_\infty \leq \sum_{\ell=r_T}^{\infty} \delta^\ell = \frac{\delta^{r_T}}{1 - \delta},$$

which proves (A.14). Finally, because $\limsup_{\ell \rightarrow \infty} \|\mathbf{A}^\ell\|_\infty^{1/\ell} \leq \delta < 1$, the summability

condition in (11) holds by the root test. This completes the proof. \square

Lemma 3. *Let $b = \sum_{\ell=0}^{\infty} \|\mathbf{B}_{\ell}\|_{\infty}$. If Conditions 1 and 2 are true, then for any $\bar{c}_1 > 0$ and arbitrary divergent sequence $r_T > 0$ with sufficiently large T , we have for all $x > 0$,*

$$\begin{aligned} & \mathbb{P} \left(\|T^{-1} \mathbf{X} \mathbf{U}'\|_{\max} > x \right) \\ & \leq 2KN^2 \exp \left(-\frac{x^2 T}{2\bar{c}_1^2} \right) + 2r_T K N^2 T \exp \left(-\frac{\bar{c}_1}{4bc_{uu}} \right) + 2c_1^2 K T \frac{\delta^{r_T} \log N}{\bar{c}_1(1-\delta)}, \end{aligned}$$

where constants $\delta \in (0, 1)$ and $c_{uu}, c_1 > 0$ are given by Lemmas 1 and 2, respectively. In particular, if we set $x = \sqrt{2\bar{c}_1^2(\nu+3) \log(N \vee T)/T}$, $\bar{c}_1 = 4bc_{uu}(\nu+5) \log(N \vee T)$, and $r_T = T$ with any constant $\nu > 0$, then the upper bound becomes $O((N \vee T)^{-\nu})$.

Proof of Lemma 3. Following the definition, we have for any $x, \bar{c}_1 > 0$,

$$\begin{aligned} \mathbb{P} \left(\|T^{-1} \mathbf{X} \mathbf{U}'\|_{\max} > x \right) &= \mathbb{P} \left(\max_{k \in [K]} \left\| T^{-1} \sum_{t=1}^T \mathbf{y}_{t-k} \mathbf{u}'_t \right\|_{\max} > x \right) \\ &\leq \mathbb{P} \left(\max_{k \in [K]} \left\| T^{-1} \sum_{t=1}^T \mathbf{y}_{t-k} \mathbf{u}'_t \right\|_{\max} > x \mid \max_{k \in [K]} \max_{t \in [T]} \|\mathbf{y}_{t-k} \mathbf{u}'_t\|_{\max} \leq \bar{c}_1 \right) \\ &\quad + \mathbb{P} \left(\max_{k \in [K]} \max_{t \in [T]} \|\mathbf{y}_{t-k} \mathbf{u}'_t\|_{\max} > \bar{c}_1 \right). \end{aligned}$$

Consider the first term. Note for any $k \in [K]$ that $\{\mathbf{y}_{t-k} \mathbf{u}'_t\}$ forms a martingale difference sequence with respect to the filtration, $\mathcal{F}_t = \sigma\{\mathbf{u}_{t-s} : s = 0, 1, \dots\}$. Thus the union bound and the Azuma-Hoeffding inequality (Bercu et al., 2015) give

$$\begin{aligned} & \mathbb{P} \left(\max_{k \in [K]} \left\| T^{-1} \sum_{t=1}^T \mathbf{y}_{t-k} \mathbf{u}'_t \right\|_{\max} > x \mid \max_{k \in [K]} \max_{t \in [T]} \|\mathbf{y}_{t-k} \mathbf{u}'_t\|_{\max} \leq \bar{c}_1 \right) \\ & \leq KN^2 \max_{k \in [K]} \max_{i,j \in [N]} \mathbb{P} \left(\left| T^{-1} \sum_{t=1}^T y_{i,t-k} u_{jt} \right| > x \mid \max_{k \in [K]} \max_{t \in [T]} \|\mathbf{y}_{t-k} \mathbf{u}'_t\|_{\max} \leq \bar{c}_1 \right) \\ & \leq 2KN^2 \exp \left(-\frac{x^2 T}{2\bar{c}_1^2} \right). \end{aligned}$$

For the second term, applying the triangle and Hölder's inequalities yields

$$\|\mathbf{y}_{t-k} \mathbf{u}'_t\|_{\max} = \left\| \sum_{\ell=0}^{\infty} \mathbf{B}_{\ell} \mathbf{u}_{t-k-\ell} \mathbf{u}'_t \right\|_{\max} \leq \left(\sum_{\ell=0}^{r-1} + \sum_{\ell=r}^{\infty} \right) \|\mathbf{B}_{\ell}\|_{\infty} \|\mathbf{u}_{t-k-\ell} \mathbf{u}'_t\|_{\max},$$

and hence,

$$\begin{aligned}
& \mathbb{P} \left(\max_{k \in [K]} \max_{t \in [T]} \|\mathbf{y}_{t-k} \mathbf{u}'_t\|_{\max} > \bar{c}_1 \right) \\
& \leq \mathbb{P} \left(\max_{k \in [K]} \max_{t \in [T]} \sum_{\ell=0}^{r-1} \|\mathbf{B}_\ell\|_{\infty} \|\mathbf{u}_{t-k-\ell} \mathbf{u}'_t\|_{\max} > \bar{c}_1/2 \right) \\
& \quad + \mathbb{P} \left(\max_{k \in [K]} \max_{t \in [T]} \sum_{\ell=r}^{\infty} \|\mathbf{B}_\ell\|_{\infty} \|\mathbf{u}_{t-k-\ell} \mathbf{u}'_t\|_{\max} > \bar{c}_1/2 \right).
\end{aligned}$$

Consider the probability with $\sum_{\ell=0}^{r-1}$. The union bound and the summability condition in Lemma 2 yield

$$\begin{aligned}
& \mathbb{P} \left(\max_{k \in [K]} \max_{t \in [T]} \sum_{\ell=0}^{r-1} \|\mathbf{B}_\ell\|_{\infty} \|\mathbf{u}_{t-k-\ell} \mathbf{u}'_t\|_{\max} > \bar{c}_1/2 \right) \\
& \leq rKT \max_{k \in [K]} \max_{t \in [T]} \max_{\ell=0, \dots, r-1} \mathbb{P} \left(\|\mathbf{u}_{t-k-\ell} \mathbf{u}'_t\|_{\max} > \frac{\bar{c}_1}{2 \sum_{\ell=0}^{r-1} \|\mathbf{B}_\ell\|_{\infty}} \right) \\
& \leq rKN^2T \max_{k \in [K+r-1]} \max_{t \in [T]} \max_{i, j \in [N]} \mathbb{P} \left(|u_{i, t-k} u_{jt}| > \frac{\bar{c}_1}{2b} \right) \\
& \leq 2rKN^2T \exp \left(-\frac{\bar{c}_1}{4bc_{uu}} \right),
\end{aligned}$$

where the last inequality holds by Lemma 1(a) since $u_{i, t-k} u_{jt}$ is sub-exponential (Ver-shynin, 2018, Proposition 2.7.1 and Lemma 2.7.7). Consider the probability with $\sum_{\ell=r}^{\infty}$. By the union bound and the Markov inequality, we have

$$\begin{aligned}
& \mathbb{P} \left(\max_{k \in [K]} \max_{t \in [T]} \sum_{\ell=r}^{\infty} \|\mathbf{B}_\ell\|_{\infty} \|\mathbf{u}_{t-k-\ell} \mathbf{u}'_t\|_{\max} > \bar{c}_1/2 \right) \\
& \leq 2KT \sum_{\ell=r}^{\infty} \|\mathbf{B}_\ell\|_{\infty} \mathbb{E} [\|\mathbf{u}_{t-k-\ell} \mathbf{u}'_t\|_{\max}] / \bar{c}_1 \\
& \leq 2KT \frac{\delta^r}{\bar{c}_1(1-\delta)} \mathbb{E} [\|\mathbf{u}_t\|_{\max}]^2 \leq 2c_1^2KT \frac{\delta^r \log N}{\bar{c}_1(1-\delta)},
\end{aligned}$$

where the last inequality holds by Lemma 1(b). Combining these upper bounds completes the proof. \square

Lemma 4. Let $b = \sum_{\ell=0}^{\infty} \|\mathbf{B}_\ell\|_{\infty}$. If Conditions 1 and 2 are true, then for any $\bar{c}_2 \geq c_{uu}$ and arbitrary divergent sequence $r_T > 0$ with sufficiently large T , we have for all $x > 0$,

$$\begin{aligned}
& \mathbb{P} (\|T^{-1} \mathbf{X} \mathbf{X}' - \mathbb{E}[T^{-1} \mathbf{X} \mathbf{X}']\|_{\max} > x) \\
& \leq 2K^2 r_T^2 N^2 \exp \left(-\frac{x^2 T}{8b^4 \bar{c}_2^2} \right) + 2K^2 r_T^2 N^2 T \exp \left(-\frac{\bar{c}_2}{2c_{uu}} \right) + 6K^2 b c_2 \frac{\delta^{r_T} \log N}{x(1-\delta)},
\end{aligned}$$

where constants $\delta \in (0, 1)$ and $c_{uu}, c_2 > 0$ are given by Lemmas 1 and 2, respectively. In particular, if we set $x = \sqrt{8(\nu + 6)b^4\bar{c}_2^2 \log(N \vee T)/T}$, $\bar{c}_2 = 2(\nu + 7)c_{uu} \log(N \vee T)$, and $r_T = T$ with any constant $\nu > 0$, the upper bound becomes $O((N \vee T)^{-\nu})$.

Proof of Lemma 4. For $g, h \in [K]$, define

$$\mathbf{W}_{g,h} = T^{-1} \sum_{t=1}^T (\mathbf{u}_{t-g} \mathbf{u}'_{t-h} - \mathbb{E}[\mathbf{u}_{t-g} \mathbf{u}'_{t-h}]).$$

By the VMA(∞) representation in Lemma 2, we have

$$\mathbf{y}_{t-g} \mathbf{y}'_{t-h} = \sum_{\ell=0}^{\infty} \sum_{m=0}^{\infty} \mathbf{B}_{\ell} \mathbf{u}_{t-g-\ell} \mathbf{u}'_{t-h-m} \mathbf{B}'_m,$$

so that

$$\begin{aligned} \|T^{-1} \mathbf{X} \mathbf{X}' - \mathbb{E}[T^{-1} \mathbf{X} \mathbf{X}']\|_{\max} &\leq \max_{g,h \in [K]} \left\| T^{-1} \sum_{t=1}^T (\mathbf{y}_{t-g} \mathbf{y}'_{t-h} - \mathbb{E}[\mathbf{y}_{t-g} \mathbf{y}'_{t-h}]) \right\|_{\max} \\ &\leq \max_{g,h \in [K]} \sum_{\ell=0}^{\infty} \sum_{m=0}^{\infty} \|\mathbf{B}_{\ell} \mathbf{W}_{g+\ell, h+m} \mathbf{B}'_m\|_{\max} \\ &\leq \max_{g,h \in [K]} \left(\sum_{\ell=0}^{r-1} + \sum_{\ell=r}^{\infty} \right) \left(\sum_{m=0}^{r-1} + \sum_{m=r}^{\infty} \right) \|\mathbf{B}_{\ell}\|_{\infty} \|\mathbf{W}_{g+\ell, h+m} \mathbf{B}'_m\|_{\max} \\ &\leq \max_{g,h \in [K]} \left(\sum_{\ell=0}^{r-1} \sum_{m=0}^{r-1} + 3 \sum_{\ell=0}^{\infty} \sum_{m=r}^{\infty} \right) \|\mathbf{B}_{\ell}\|_{\infty} \|\mathbf{B}_m\|_{\infty} \|\mathbf{W}_{g+\ell, h+m}\|_{\max}. \end{aligned}$$

Therefore, we obtain

$$\begin{aligned} &\mathbb{P}(\|T^{-1} \mathbf{X} \mathbf{X}' - \mathbb{E}[T^{-1} \mathbf{X} \mathbf{X}']\|_{\max} > x) \\ &\leq \mathbb{P}\left(\max_{g,h \in [K]} \sum_{\ell=0}^{r-1} \sum_{m=0}^{r-1} \|\mathbf{B}_{\ell}\|_{\infty} \|\mathbf{B}_m\|_{\infty} \|\mathbf{W}_{g+\ell, h+m}\|_{\max} > x/2\right) \\ &\quad + \mathbb{P}\left(\max_{g,h \in [K]} 3 \sum_{\ell=0}^{\infty} \sum_{m=r}^{\infty} \|\mathbf{B}_{\ell}\|_{\infty} \|\mathbf{B}_m\|_{\infty} \|\mathbf{W}_{g+\ell, h+m}\|_{\max} > x/2\right). \end{aligned}$$

We consider the first probability. The union bound gives

$$\begin{aligned}
& \mathbb{P} \left(\max_{g,h \in [K]} \sum_{\ell=0}^{r-1} \sum_{m=0}^{r-1} \|\mathbf{B}_\ell\|_\infty \|\mathbf{B}_m\|_\infty \|\mathbf{W}_{g+\ell,h+m}\|_{\max} > x/2 \right) \\
& \leq K^2 \max_{g,h \in [K]} \mathbb{P} \left(\max_{\ell,m=0,\dots,r-1} \|\mathbf{W}_{g+\ell,h+m}\|_{\max} \sum_{\ell=0}^{r-1} \sum_{m=0}^{r-1} \|\mathbf{B}_\ell\|_\infty \|\mathbf{B}_m\|_\infty > x/2 \right) \\
& \leq K^2 r^2 \max_{g,h \in [K]} \max_{\ell,m=0,\dots,r-1} \mathbb{P} (\|\mathbf{W}_{g+\ell,h+m}\|_{\max} > x/(2b^2)) \\
& = K^2 r^2 \max_{k \in [K+r-1]} \mathbb{P} (\|\mathbf{W}_{k,1}\|_{\max} > x/(2b^2)).
\end{aligned}$$

If $k = 1$, each component of $\mathbf{W}_{1,1}$ is a sample average of the i.i.d. random variables, $\{u_{it}u_{jt} - \mathbb{E}[u_{it}u_{jt}]\}_t$. Clearly this is a martingale difference sequence with respect to filtration $\mathcal{F}_t = \sigma\{u_{i,t-s}, u_{j,t-s} : s = 0, 1, \dots\}$. If $k \geq 2$, we have $\mathbb{E}[u_{i,t-k}u_{j,t-1}] = 0$ and the sequence, $\{u_{i,t-k+1}u_{jt}\}_t$, is also martingale difference with respect to \mathcal{F}_t . Therefore, the Azuma-Hoeffding inequality (Bercu et al., 2015) with the conditioning argument and the union bound as in the proof of Lemma 3, we have

$$\begin{aligned}
& \max_{k \in [K+r-1]} \mathbb{P} (\|\mathbf{W}_{k,1}\|_{\max} > x/(2b^2)) \\
& \leq \max_{k \in [K+r-1]} \mathbb{P} \left(\|\mathbf{W}_{k,1}\|_{\max} > x/(2b^2) \mid \max_{t \in [T]} \|\mathbf{u}_{t-k}\mathbf{u}'_{t-1} - \mathbb{E}[\mathbf{u}_{t-k}\mathbf{u}'_{t-1}]\|_{\max} \leq \bar{c}_2 \right) \\
& \quad + \max_{k \in [K+r-1]} \mathbb{P} \left(\max_{t \in [T]} \|\mathbf{u}_{t-k}\mathbf{u}'_{t-1} - \mathbb{E}[\mathbf{u}_{t-k}\mathbf{u}'_{t-1}]\|_{\max} > \bar{c}_2 \right) \\
& \leq 2N^2 \exp \left(-\frac{x^2 T}{8b^4 \bar{c}_2^2} \right) + 2N^2 T \exp \left(-\frac{\bar{c}_2}{2c_{uu}} \right).
\end{aligned}$$

We next consider the second probability. The union bound and the Markov inequality with Lemma 2 give

$$\begin{aligned}
& \mathbb{P} \left(3 \max_{g,h \in [K]} \sum_{\ell=0}^{\infty} \sum_{m=r}^{\infty} \|\mathbf{B}_\ell\|_\infty \|\mathbf{B}_m\|_\infty \|\mathbf{W}_{g+\ell,h+m}\|_{\max} > x/2 \right) \\
& \leq 6K^2 \max_{g,h \in [K]} \sum_{\ell=0}^{\infty} \sum_{m=r}^{\infty} \|\mathbf{B}_\ell\|_\infty \|\mathbf{B}_m\|_\infty \mathbb{E} \|\mathbf{W}_{g+\ell,h+m}\|_{\max} / x \\
& \leq 6K^2 \frac{b\delta^r}{x(1-\delta)} \max_{k \in \{1,2\}} \mathbb{E} [\|\mathbf{u}_{t-k}\mathbf{u}'_{t-1} - \mathbb{E}[\mathbf{u}_{t-k}\mathbf{u}'_{t-1}]\|_{\max}].
\end{aligned}$$

By Lemma 1, the last expectation is evaluated as

$$\max_{k \in \{1,2\}} \mathbb{E} [\|\mathbf{u}_{t-k}\mathbf{u}'_{t-1} - \mathbb{E}[\mathbf{u}_{t-k}\mathbf{u}'_{t-1}]\|_{\max}] \leq c_2 \log N.$$

Combining the obtained results so far yields the desired inequality. This completes the proof. \square

Lemma 5. Let $\delta'_i \in \mathbb{R}^{KN}$ denote the i -th column vector of $\Delta' \in \mathbb{R}^{KN \times N}$ with $\Delta = \hat{\Phi} - \Phi^0$. If inequality (A.11) is true, then it holds that

$$\|\delta_{i\mathcal{S}_i^c}\|_1 \leq 3\|\delta_{i\mathcal{S}_i}\|_1.$$

Proof of Lemma 5. Note that $\phi = \phi_{\mathcal{S}}$ and $\mathbf{v} = \mathbf{v}_{\mathcal{S}} + \mathbf{v}_{\mathcal{S}^c}$ for any KN -dimensional vector \mathbf{v} . Hence the lower bound of $\|\hat{\phi}_i\|_1$ is computed as

$$\begin{aligned} \|\hat{\phi}_i\|_1 &= \|\phi_i + \delta_i\|_1 = \|\phi_{i\mathcal{S}_i} + \delta_{i\mathcal{S}_i} + \delta_{i\mathcal{S}_i^c}\|_1 \geq \|\phi_{i\mathcal{S}_i} + \delta_{i\mathcal{S}_i^c}\|_1 - \|\delta_{i\mathcal{S}_i}\|_1 \\ &= \|\phi_{i\mathcal{S}_i}\|_1 + \|\delta_{i\mathcal{S}_i^c}\|_1 - \|\delta_{i\mathcal{S}_i}\|_1 = \|\phi_i\|_1 + \|\delta_{i\mathcal{S}_i^c}\|_1 - \|\delta_{i\mathcal{S}_i}\|_1, \end{aligned}$$

where the last equality holds by decomposability of the ℓ_1 -norm. Thus we obtain

$$\|\phi_i\|_1 - \|\hat{\phi}_i\|_1 \leq \|\delta_{i\mathcal{S}_i}\|_1 - \|\delta_{i\mathcal{S}_i^c}\|_1.$$

From (A.11), we have

$$\begin{aligned} 0 &\leq (2T)^{-1} \|\delta_i \mathbf{X}\|_2^2 \leq 2^{-1} \lambda \|\delta_i\|_1 + \lambda \|\phi_i\|_1 - \lambda \|\hat{\phi}_i\|_1 \\ &\leq 2^{-1} \lambda \|\delta_{i\mathcal{S}_i}\|_1 + 2^{-1} \lambda \|\delta_{i\mathcal{S}_i^c}\|_1 + \lambda \|\delta_{i\mathcal{S}_i}\|_1 - \lambda \|\delta_{i\mathcal{S}_i^c}\|_1 \\ &= (3/2) \lambda \|\delta_{i\mathcal{S}_i}\|_1 - 2^{-1} \lambda \|\delta_{i\mathcal{S}_i^c}\|_1, \end{aligned}$$

giving the desired inequality, $\|\delta_{i\mathcal{S}_i^c}\|_1 \leq 3\|\delta_{i\mathcal{S}_i}\|_1$. This completes the proof. \square

Lemma 6. Suppose the same conditions as Proposition 1. We have

$$\min_{\delta_i \in \mathcal{D}_i} \frac{T^{-1} \|\delta_i \mathbf{X}\|_F^2}{\|\delta_i\|_2^2} \geq \gamma - 16s_i \|T^{-1} \mathbf{X} \mathbf{X}' - \Sigma_x\|_{\max},$$

where $\mathcal{D}_i = \{\delta \in \mathbb{R}^{KN} : \|\delta_{\mathcal{S}_i^c}\|_1 \leq 3\|\delta_{\mathcal{S}_i}\|_1\}$, and $\gamma > 0$ is some constant.

Proof of Lemma 6. Let $\delta'_i \in \mathbb{R}^{KN}$ denote the i th column vector of $\Delta' \in \mathbb{R}^{KN \times N}$. We see that

$$\frac{T^{-1} \|\delta_i \mathbf{X}\|_2^2}{\|\delta_i\|_2^2} = \frac{\delta_i \cdot \mathbb{E}[T^{-1} \mathbf{X} \mathbf{X}'] \delta'_i}{\delta_i \cdot \delta'_i} - \frac{\delta_i \cdot (\mathbb{E}[T^{-1} \mathbf{X} \mathbf{X}'] - T^{-1} \mathbf{X} \mathbf{X}') \delta'_i}{\delta_i \cdot \delta'_i}. \quad (\text{A.15})$$

Then it is sufficient to show that uniformly in $\delta_i \in \mathcal{D}_i$ the first term is bounded from below by some constant and the second term converges to zero with high probability.

We consider the first term of (A.15). In view of the Rayleigh quotient with Condition 3, we obtain

$$\min_{\delta_i \in \mathcal{D}_i} \frac{\delta_i \cdot \mathbb{E}[T^{-1} \mathbf{X} \mathbf{X}'] \delta'_i}{\delta_i \cdot \delta'_i} \geq \gamma. \quad (\text{A.16})$$

We next consider the second term of (A.15). By applying Hölder's inequality twice,

the numerator is bounded as

$$\begin{aligned} |\boldsymbol{\delta}'_{i\cdot} (\mathbb{E}[T^{-1}\mathbf{X}\mathbf{X}'] - T^{-1}\mathbf{X}\mathbf{X}') \boldsymbol{\delta}'_{i\cdot}| &\leq \|\boldsymbol{\delta}_{i\cdot} (\mathbb{E}[T^{-1}\mathbf{X}\mathbf{X}'] - T^{-1}\mathbf{X}\mathbf{X}')\|_{\max} \|\boldsymbol{\delta}_{i\cdot}\|_1 \\ &\leq \|\mathbb{E}[T^{-1}\mathbf{X}\mathbf{X}'] - T^{-1}\mathbf{X}\mathbf{X}'\|_{\max} \|\boldsymbol{\delta}_{i\cdot}\|_1^2. \end{aligned} \quad (\text{A.17})$$

We further compute the upper bound of $\|\boldsymbol{\delta}_{i\cdot}\|_1^2$. Lemma 5 yields

$$\|\boldsymbol{\delta}_{i\cdot}\|_1^2 = (\|\boldsymbol{\delta}_{S_i}\|_1 + \|\boldsymbol{\delta}_{S_i^c}\|_1)^2 \leq 16\|\boldsymbol{\delta}_{S_i}\|_1^2 \leq 16s_i\|\boldsymbol{\delta}_{S_i}\|_2^2 \leq 16s_i\|\boldsymbol{\delta}_{i\cdot}\|_2^2. \quad (\text{A.18})$$

Combining (A.17) and (A.18) and rearranging the terms yield

$$\max_{\boldsymbol{\delta}_{i\cdot} \in \mathcal{D}} \frac{\boldsymbol{\delta}_{i\cdot} (\mathbb{E}[T^{-1}\mathbf{X}\mathbf{X}'] - T^{-1}\mathbf{X}\mathbf{X}') \boldsymbol{\delta}'_{i\cdot}}{\|\boldsymbol{\delta}_{i\cdot}\|_2^2} \leq 16s_i \|\mathbb{E}[T^{-1}\mathbf{X}\mathbf{X}'] - T^{-1}\mathbf{X}\mathbf{X}'\|_{\max}. \quad (\text{A.19})$$

From (A.15), (A.16), and (A.19), we obtain

$$\min_{\boldsymbol{\delta}_{i\cdot} \in \mathcal{D}} \frac{T^{-1}\|\boldsymbol{\delta}_{i\cdot}\mathbf{X}\|_2^2}{\|\boldsymbol{\delta}_{i\cdot}\|_2^2} \geq \gamma - 16s_i \|\mathbb{E}[T^{-1}\mathbf{X}\mathbf{X}'] - T^{-1}\mathbf{X}\mathbf{X}'\|_{\max}.$$

This completes the proof. \square

Lemma 7. *If Conditions 1–5 are true, then the following inequality holds for all $i \in [N]$ such that $\bar{r}_i = o(1)$ with probability at least $1 - O((N \vee T)^{-\nu})$:*

$$\begin{aligned} (a) \quad & \max_{j \in [KN]} \left| \hat{\sigma}_i^2 \hat{\omega}'_j \hat{\Sigma}_x \hat{\omega}_j - \sigma_i^2 \omega_j^2 \right| \lesssim M_\omega^2 \lambda, \\ (b) \quad & \max_{j \in [KN]} \left| \hat{\sigma}_i^2 \hat{\omega}_j^2 - \sigma_i^2 \omega_j^2 \right| \lesssim M_\omega^2 \lambda, \\ (c) \quad & \max_{j \in [KN]} \left| \frac{\sigma_i \omega_j}{\hat{\sigma}_i \sqrt{\hat{\omega}'_j \hat{\Sigma}_x \hat{\omega}_j}} - 1 \right| \lesssim \frac{M_\omega^2 \lambda}{\left| \gamma^2 - O(\sqrt{M_\omega^2 \lambda}) \right|}, \\ (d) \quad & \max_{j \in [KN]} \left| \frac{\sigma_i \omega_j}{\hat{\sigma}_i \hat{\omega}_j} - 1 \right| \lesssim \frac{M_\omega^2 \lambda}{\left| \gamma^2 - O(\sqrt{M_\omega^2 \lambda}) \right|}. \end{aligned}$$

In consequence, if $\bar{v}_i = \bar{r}_i + M_\omega^2 \lambda$ is $o(1)$, all the upper bounds are $o(1)$.

Proof of Lemma 7. For any $(i, j) \in \mathcal{H}$, we consider two bounds:

$$\begin{aligned} (a) \quad & \left| \hat{\sigma}_i^2 \hat{\omega}'_j \hat{\Sigma}_x \hat{\omega}_j - \sigma_i^2 \omega_j^2 \right| \leq (|\hat{\sigma}_i^2 - \sigma_i^2| + \sigma_i^2) \left| \hat{\omega}'_j \hat{\Sigma}_x \hat{\omega}_j - \omega_j^2 \right| + |\hat{\sigma}_i^2 - \sigma_i^2| \omega_j^2, \\ (b) \quad & \left| \hat{\sigma}_i^2 \hat{\omega}_j^2 - \sigma_i^2 \omega_j^2 \right| \leq (|\hat{\sigma}_i^2 - \sigma_i^2| + \sigma_i^2) \left| \hat{\omega}_j^2 - \omega_j^2 \right| + |\hat{\sigma}_i^2 - \sigma_i^2| \omega_j^2. \end{aligned}$$

To complete the proof, we derive upper bounds of

$$(i) := \max_j |\hat{\omega}'_j \hat{\Sigma}_x \hat{\omega}_j - \omega_j^2|, \quad (i)' := \max_j |\hat{\omega}_j^2 - \omega_j^2|, \quad \text{and} \quad (ii) := |\hat{\sigma}_i^2 - \sigma_i^2|.$$

First, $(i)'$ is bounded as

$$(i)' \lesssim \max_j \|\boldsymbol{\omega}_j\|_{\lambda_1} \lesssim M_\omega^2 \lambda$$

by Theorem 6 of [Cai et al. \(2011\)](#). Next, bound (i) . Since $w_{jj} = \boldsymbol{\omega}'_j \mathbf{e}_j$, we have

$$\begin{aligned} (i) &\leq \max_j |(\hat{\boldsymbol{\omega}}_j - \boldsymbol{\omega}_j)' \hat{\boldsymbol{\Sigma}}_x \hat{\boldsymbol{\omega}}_j| + |\boldsymbol{\omega}'_j (\mathbf{e}_j - \hat{\boldsymbol{\Sigma}}_x \hat{\boldsymbol{\omega}}_j)| \\ &\leq \max_j |(\hat{\boldsymbol{\omega}}_j - \boldsymbol{\omega}_j)' (\hat{\boldsymbol{\Sigma}}_x \hat{\boldsymbol{\omega}}_j - \mathbf{e}_j)| + \max_j |(\hat{\boldsymbol{\omega}}_j - \boldsymbol{\omega}_j)' \mathbf{e}_j| + \max_j |\boldsymbol{\omega}'_j (\mathbf{e}_j - \hat{\boldsymbol{\Sigma}}_x \hat{\boldsymbol{\omega}}_j)| \\ &\leq \max_j \|\hat{\boldsymbol{\omega}}_j - \boldsymbol{\omega}_j\|_1 \|\hat{\boldsymbol{\Sigma}}_x \hat{\boldsymbol{\omega}}_j - \mathbf{e}_j\|_\infty + \max_j \|\hat{\boldsymbol{\omega}}_j - \boldsymbol{\omega}_j\|_\infty + \max_j \|\boldsymbol{\omega}_j\|_1 \|\mathbf{e}_j - \hat{\boldsymbol{\Sigma}}_x \hat{\boldsymbol{\omega}}_j\|_\infty \\ &\leq \max_j \|\hat{\boldsymbol{\omega}}_j - \boldsymbol{\omega}_j\|_1 \lambda_1 + 2M_\omega \lambda_1. \end{aligned}$$

By the proof of Proposition 2, it holds with probability at least $1 - O((N \vee T)^{-\nu})$ that

$$\max_j \|\hat{\boldsymbol{\omega}}_j - \boldsymbol{\omega}_j\|_1 \lesssim (\max_j \|\boldsymbol{\omega}_j\|_{\ell_1} \lambda_1)^{1-r} s_\omega \lesssim M_\omega^{2-2r} \lambda^{1-r} s_\omega,$$

where we have used $\lambda_1 = b \max_j \|\boldsymbol{\omega}_j\|_1 \lambda / 2$. Then Conditions 4 and 5 yield

$$(i) \lesssim M_\omega^{3-2r} \lambda^{2-r} s_\omega + M_\omega^2 \lambda.$$

Finally bound (ii) . We have

$$(ii) \leq T^{-1} \left| \sum_{t=1}^T (\hat{u}_{it}^2 - u_{it}^2) \right| + \left| T^{-1} \sum_{t=1}^T (u_{it}^2 - \mathbb{E} u_{it}^2) \right|.$$

Consider the first term. Because $\hat{\mathbf{u}}_{i\cdot} - \mathbf{u}_{i\cdot} = -(\hat{\boldsymbol{\phi}}_{i\cdot}^L - \boldsymbol{\phi}_{i\cdot}) \mathbf{X}$, we see that

$$\begin{aligned} T^{-1} \left| \sum_{t=1}^T (\hat{u}_{it}^2 - u_{it}^2) \right| &\leq T^{-1} \left| \sum_{t=1}^T (\hat{u}_{it} - u_{it})^2 \right| + 2T^{-1} \left| \sum_{t=1}^T (\hat{u}_{it} - u_{it}) u_{it} \right| \\ &\leq T^{-1} \left\| (\hat{\boldsymbol{\phi}}_{i\cdot}^L - \boldsymbol{\phi}_{i\cdot}) \mathbf{X} \right\|_2^2 + 2T^{-1} |(\hat{\boldsymbol{\phi}}_{i\cdot}^L - \boldsymbol{\phi}_{i\cdot}) \mathbf{X} \mathbf{u}'_{i\cdot}| \\ &\leq T^{-1} \left\| (\hat{\boldsymbol{\phi}}_{i\cdot}^L - \boldsymbol{\phi}_{i\cdot}) \mathbf{X} \right\|_2^2 + 2T^{-1} \|\hat{\boldsymbol{\phi}}_{i\cdot}^L - \boldsymbol{\phi}_{i\cdot}\|_1 \|\mathbf{X} \mathbf{U}'\|_{\max} \\ &\lesssim s_i \lambda^2 + s_i \lambda \lambda = 2s_i \lambda^2, \end{aligned}$$

where the last inequality holds by Proposition 1 (b)(c) and Lemma 3. To evaluate the second term, putting $x = \sqrt{2\nu c_{uu}^2 T^{-1} \log N}$ in Lemma 1 (a) yields

$$\mathbb{P} \left(\max_i \left| \frac{1}{T} \sum_{t=1}^T (u_{it}^2 - \mathbb{E} u_{it}^2) \right| \gtrsim \sqrt{\frac{\log N}{T}} = o(\lambda) \right) = O(N^{-\nu}).$$

Combining these inequalities gives $(ii) \lesssim s_i \lambda^2 + o(\lambda) = o(\lambda)$ since $s_i \lambda = o(1)$ by the assumed condition $\bar{r}_i = o(1)$.

Consequently we obtain

$$(a) \quad \{(ii) + \sigma_i^2\} (i) + (ii)\omega_j^2 \lesssim (M_\omega^2\lambda + M_\omega^{3-2r}\lambda^{2-r}s_\omega) + o(\lambda) \\ \lesssim M_\omega^2\lambda + \min_{i \in [N]} \bar{r}_i^2$$

and

$$(b) \quad \{(ii) + \sigma_i^2\} (i)' + (ii)\omega_j^2 \lesssim M_\omega^2\lambda + o(\lambda) \asymp M_\omega^2\lambda.$$

Denote $m_{ij} = \sigma_i \sqrt{\boldsymbol{\omega}_j' \boldsymbol{\Sigma}_x \boldsymbol{\omega}_j} = \sigma_i \omega_j$ and \hat{m}_{ij} is either $\hat{\sigma}_i \sqrt{\hat{\boldsymbol{\omega}}_j' \hat{\boldsymbol{\Sigma}}_x \hat{\boldsymbol{\omega}}_j}$ or $\hat{\sigma}_i \hat{\omega}_j$. For any r such that $|\hat{m}_{ij}^2 - m_{ij}^2| \leq r$, we have $\hat{m}_{ij}^2 \geq m_{ij}^2 - r$, and hence, $\hat{m}_{ij} \geq m_{ij} - \sqrt{r}$. Therefore,

$$r \geq |m_{ij}^2 - \hat{m}_{ij}^2| = |m_{ij}\hat{m}_{ij} + \hat{m}_{ij}^2| \left| \frac{m_{ij}}{\hat{m}_{ij}} - 1 \right| \\ \geq |m_{ij}(m_{ij} - \sqrt{r}) + m_{ij}^2 - r| \left| \frac{m_{ij}}{\hat{m}_{ij}} - 1 \right| \\ = |2m_{ij}^2 - O(\sqrt{r})| \left| \frac{m_{ij}}{\hat{m}_{ij}} - 1 \right|,$$

which gives the inequality,

$$\left| \frac{m_{ij}}{\hat{m}_{ij}} - 1 \right| \lesssim \frac{r}{|m_{ij}^2 - O(\sqrt{r})|}.$$

Since $\min_{i,j} m_{ij}^2 \geq \gamma^2$ by Condition 5, this completes the proof. \square

Lemma 8. Suppose $\nu > 2$ and $\max_{i \in [N]} \bar{v}_i = O(T^{-\kappa_1})$ for some constants $\kappa_1 \in (0, 1/2)$. If Conditions 1–5 are assumed, then for each $(i, j), (k, \ell) \in \mathcal{H}$ and any $x > 0$, the following inequalities hold:

$$(a) \quad \mathbb{P}(\mathcal{Z}_{ij} \geq x + \delta_1) - O((N \vee T)^{-\nu+2}) \\ \leq \mathbb{P}(\mathbf{T}_{ij} - \sqrt{T}\phi_{ij}/\hat{m}_{ij} \geq x) \leq \mathbb{P}(\mathcal{Z}_{ij} \geq x - \delta_1) + O((N \vee T)^{-\nu+2}), \\ (b) \quad \mathbb{P}(\mathbf{T}_{ij} - \sqrt{T}\phi_{ij}/\hat{m}_{ij} \geq x, \mathbf{T}_{k\ell} - \sqrt{T}\phi_{k\ell}/\hat{m}_{k\ell} \geq x) \\ \leq \mathbb{P}(\mathcal{Z}_{ij} \geq x - \delta_1, \mathcal{Z}_{k\ell} \geq x - \delta_1) + O((N \vee T)^{-\nu+2}),$$

where $(\mathcal{Z}_{ij}, \mathcal{Z}_{k\ell})$ is a bivariate standard normal random vector with the covariance (correlation) $\rho_{(i,j),(k,\ell)} = \sigma_{ik}\omega_{j\ell}/(\sigma_i\sigma_k\omega_j\omega_\ell)$ and $\delta_1 = O(T^{-\kappa})$ for some $\kappa \in (0, \kappa_1]$ is some positive sequence.

Proof of Lemma 8. Prove (b). Fix (i, j) and (k, ℓ) arbitrary and let $\tilde{z}_{ij} = T^{-1/2} \sum_{t=1}^T \xi_t^{(i,j)}$ with $\xi_t^{(i,j)} = u_{it} \mathbf{x}_t' \boldsymbol{\omega}_j / m_{ij}$ and $m_{ij} = \sigma_i \omega_j$. From Theorem 1 we have

$$\mathbb{P}(\mathbf{T}_{ij} - \sqrt{T}\phi_{ij}/\hat{m}_{ij} \geq x, \mathbf{T}_{k\ell} - \sqrt{T}\phi_{k\ell}/\hat{m}_{k\ell} \geq x) \\ \leq \mathbb{P}(\tilde{z}_{ij} \geq x - \bar{v}_i, \tilde{z}_{k\ell} \geq x - \bar{v}_k) + O((N \vee T)^{-\nu+2}).$$

Note that $(\tilde{z}_{ij}, \tilde{z}_{k\ell}) = T^{-1/2} \sum_{t=1}^T (\xi_t^{(i,j)}, \xi_t^{(k,\ell)})$ is the sum of the square integrable martingale difference sequence with respect to the filtration, $\mathcal{F}_t = \sigma\{\mathbf{u}_{t-s}, \mathbf{x}_{t-s+1} : s = 0, 1, \dots\}$. (Kifer, 2013, Theorem 3.2) establishes the strong approximation that without changing its distribution the vector sequence $(\xi_t^{(i,j)}, \xi_t^{(k,\ell)})$ can be redefined on a richer probability space where there exists a bivariate standard normal random vector $(\mathcal{Z}_{ij}, \mathcal{Z}_{k\ell})$ with the covariance (correlation) $\rho_{ijk\ell} = \sigma_{ik}\omega_{j\ell}/(m_{ij}m_{k\ell})$ such that $(\tilde{z}_{ij}, \tilde{z}_{k\ell}) = (\mathcal{Z}_{ij}, \mathcal{Z}_{k\ell}) + O(T^{-\kappa_2})$ holds a.s. for some $\kappa_2 > 0$, provided that the sufficient conditions (3.4) and (3.5) in his paper are true. Therefore, the proof of (b) completes if these two conditions are verified.

Check Kifer's condition (3.4). For any (i, j) and (k, ℓ) , we obtain

$$\begin{aligned} & \left| T^{-1} \sum_{t=1}^T \left(\mathbb{E}[\xi_t^{(i,j)} \xi_t^{(k,\ell)} \mid \mathcal{F}_{t-1}] - \frac{\sigma_{ik}\omega_j' \Sigma_x \omega_\ell}{m_{ij}m_{k\ell}} \right) \right| \\ &= \frac{|\sigma_{ik}|}{m_{ij}m_{k\ell}} \left| \omega_j' T^{-1} \sum_{t=1}^T (\mathbf{x}_t \mathbf{x}_t' - \Sigma_x) \omega_\ell \right| \\ &\leq \frac{\|\omega_j\|_1 \|\omega_\ell\|_1}{\gamma^2} \|T^{-1} \mathbf{X} \mathbf{X}' - T^{-1} \mathbb{E} \mathbf{X} \mathbf{X}'\|_{\max}. \end{aligned}$$

Thus Lemma 4 with Conditions 4 and 5 entails that the upper bound of this inequality becomes $O(M_\omega^2 T^{-1/2} \log^{3/2}(N \vee T))$ with probability at least $1 - O((N \vee T)^{-\nu})$. By the assumed condition, we have

$$M_\omega^2 T^{-1/2} \log^{3/2}(N \vee T) \lesssim \max_{i \in [N]} \bar{v}_i = O(T^{-\kappa_1})$$

for some constant $\kappa_1 \in (0, 1/2)$. This verifies condition (3.4).

Check Kifer's condition (3.5). By Condition 5, we observe that

$$\mathbb{E} \left[\|(\xi_t^{(i,j)}, \xi_t^{(k,\ell)})\|_2^4 \right] \lesssim \max_{i,j} \mathbb{E} \left[|\xi_t^{(i,j)}|^4 \right] \leq \max_{i,j} \frac{\mathbb{E}[u_{it}^4]}{\sigma_i^4 \omega_j^4} \max_j \mathbb{E}[(\mathbf{x}_t' \omega_j)^4],$$

where $\max_i \max_t \mathbb{E}[u_{it}^4] < \infty$ by Condition 1 and $\min_{i,j} \sigma_i^4 \omega_j^4 \geq \gamma^4$. Without loss of generality, suppose $K = 1$. By the VMA(∞) representation in (11), we obtain

$$\mathbb{E}[(\mathbf{x}_t' \omega_j)^4] \lesssim \sum_{\ell=0}^{\infty} \mathbb{E}[(\omega_j' \mathbf{B}_\ell \mathbf{u}_{t-\ell})^4] + \left(\sum_{\ell=0}^{\infty} \mathbb{E}[(\omega_j' \mathbf{B}_\ell \mathbf{u}_{t-\ell})^2] \right)^2 =: (I) + (II).$$

Recall that $\Sigma_x = \mathbb{E}[\mathbf{x}_t \mathbf{x}_t'] = \sum_{\ell=0}^{\infty} \mathbf{B}_\ell \Sigma_u \mathbf{B}_\ell'$. Thus we have

$$(II) = \left(\sum_{\ell=0}^{\infty} \omega_j' \mathbf{B}_\ell \Sigma_u \mathbf{B}_\ell' \omega_j \right)^2 = (\omega_j' \Sigma_x \omega_j)^2 = \omega_j^4 \leq 1/\gamma^2.$$

Khintchine's inequality for a weighted sum of i.i.d. subG random variables (Vershynin,

2018, Exercise 2.6.5) yields

$$\begin{aligned} (I) &= \sum_{\ell=0}^{\infty} \mathbb{E} [(\boldsymbol{\omega}'_j \mathbf{B}_\ell \mathbf{u}_{t-\ell})^4] \lesssim \sum_{\ell=0}^{\infty} (\boldsymbol{\omega}'_j \mathbf{B}_\ell \boldsymbol{\Sigma}_u \mathbf{B}'_\ell \boldsymbol{\omega}_j)^2 \\ &\leq \left(\sum_{\ell=0}^{\infty} \boldsymbol{\omega}'_j \mathbf{B}_\ell \boldsymbol{\Sigma}_u \mathbf{B}'_\ell \boldsymbol{\omega}_j \right)^2 = \omega_j^4 \leq 1/\gamma^2. \end{aligned}$$

Therefore for given constant $\kappa_1 \in (0, 1/2)$, we have

$$\begin{aligned} &\sum_{t=1}^{\infty} t^{\kappa_1-1} \mathbb{E} \left[\|(\xi_t^{(i,j)}, \xi_t^{(k,\ell)})\|^2 \mathbf{1} \left\{ \|(\xi_t^{(i,j)}, \xi_t^{(k,\ell)})\|^2 \geq 1/t^{\kappa_1-1} \right\} \right] \\ &\leq \sum_{t=1}^{\infty} t^{2\kappa_1-2} \mathbb{E} \left[\|(\xi_t^{(i,j)}, \xi_t^{(k,\ell)})\|^4 \right] \lesssim \frac{\mathbb{E}[u_{it}^4]}{\gamma^8} \sum_{t=1}^{\infty} t^{2\kappa_1-2} < \infty, \end{aligned}$$

which verifies condition (3.5). This completes the proof of (b).

Prove (a). Note that

$$\begin{aligned} \mathbb{P}(\mathbf{T}_{ij} \geq x) &\geq \mathbb{P}(\tilde{z}_{ij} \geq x + \bar{v}_i) - \mathbb{P}\left(\max_{i,j} |v_{ij}| > \max_{i \in [N]} \bar{v}_i\right) \\ &= \mathbb{P}\left(\tilde{z}_{ij} \geq x + \max_{i \in [N]} \bar{v}_i\right) - O((N \vee T)^{-\nu+2}), \end{aligned}$$

where the last equality follows from Theorem 1. The remainder of the proof of (a) is the same as that of (b). This completes all the proofs. \square

Lemma 9. *For any bivariate standard normal random vector $(\mathcal{Z}_1, \mathcal{Z}_2)$ with correlation $\rho \in (-1, 1)$, it holds that*

$$\sup_{z \in [0, \infty)} \frac{\mathbb{P}(\mathcal{Z}_1 \geq z, \mathcal{Z}_2 \geq z)}{Q(z)^2} \leq \frac{1}{\sqrt{1-\rho^2}}.$$

Proof of Lemma 9. Let $(x, y) \mapsto \phi(x, y; \rho)$ denote the density function of the bivariate standard normal random vector with correlation $\rho \in (-1, 1)$. A simple calculation yields for any $z \geq 0$,

$$\begin{aligned} \mathbb{P}(\mathcal{Z}_{ij} \geq z, \mathcal{Z}_{k\ell} \geq z) &= \int_z^\infty \int_z^\infty \phi(x, y; \rho) \, dx \, dy \\ &= \frac{1}{\sqrt{1-\rho^2}} \int_z^\infty \int_z^\infty \phi(x, y; 0) \exp \left\{ -\frac{2-\rho^2}{2(1-\rho^2)} (x^2 + y^2) + \frac{2\rho}{2(1-\rho^2)} xy \right\} \, dx \, dy \\ &\leq \frac{1}{\sqrt{1-\rho^2}} \int_z^\infty \int_z^\infty \phi(x, y; 0) \, dx \, dy \max_{0 \leq x, y < \infty} \exp \left\{ -\frac{2-\rho^2}{2(1-\rho^2)} (x^2 + y^2) + \frac{2\rho}{2(1-\rho^2)} xy \right\}. \end{aligned}$$

Note that $\int_z^\infty \int_z^\infty \phi(x, y; 0) dx dy = Q(z)^2$ and

$$\max_{0 \leq x, y < \infty} \left\{ -\frac{2 - \rho^2}{2(1 - \rho^2)} (x^2 + y^2) + \frac{2\rho}{2(1 - \rho^2)} xy \right\} \leq \max_{0 \leq x, y < \infty} \frac{-2 + \rho + \rho^2}{2(1 - \rho^2)} (x^2 + y^2) = 0$$

uniformly in $\rho \in (-1, 1)$. Combining the results gives the desired uniform bound. \square

Lemma 10. *If Conditions 1 and 2 are true, then we have*

$$\mathbb{P} \left(\max_{i \in [N]} \max_{t \in [T]} \max_{k \in [K]} |y_{i,t-k}|^m \gtrsim \sqrt{\log^m NT} \right) = O((N \vee T)^{-\nu}).$$

Proof of Lemma 10. For $\mathbf{y}_t = \sum_{\ell=0}^\infty \mathbf{B}_\ell \mathbf{u}_{t-\ell}$, let $\mathbf{b}_{\ell,i}$ denote the i th column vector of \mathbf{B}'_ℓ and $b = \sum_{\ell=T}^\infty \|\mathbf{B}_\ell\|_\infty$ as before. By the truncation argument as in the proof of Lemma 3, we have for any $x > 0$,

$$\begin{aligned} & \mathbb{P} \left(\max_{i \in [N]} \max_{t \in [T]} \max_{k \in [K]} |y_{i,t-k}| > x \right) \\ & \leq \mathbb{P} \left(\max_{t \in [T]} \max_{k \in [K]} \sum_{\ell=0}^\infty \|\mathbf{B}_\ell\|_\infty \|\mathbf{u}_{t-k-\ell}\|_\infty > x \right) \\ & \leq \mathbb{P} \left(\max_{t \in [T]} \max_{k \in [K]} \sum_{\ell=0}^{T-1} \|\mathbf{B}_\ell\|_\infty \|\mathbf{u}_{t-k-\ell}\|_\infty > x/2 \right) \\ & \quad + \mathbb{P} \left(\max_{t \in [T]} \max_{k \in [K]} \sum_{\ell=T}^\infty \|\mathbf{B}_\ell\|_\infty \|\mathbf{u}_{t-k-\ell}\|_\infty > x/2 \right) \\ & \leq \mathbb{P} \left(\max_{t \in [T]} \max_{\ell \in [T]} \|\mathbf{u}_{t-2\ell}\|_\infty > \frac{x}{2b} \right) + \frac{2}{x} \sum_{\ell=T}^\infty \|\mathbf{B}_\ell\|_\infty \mathbb{E} \left[\max_{t \in [T]} \|\mathbf{u}_{t-\ell}\|_\infty \right] \\ & \leq 3NT \exp \left(-\frac{x^2}{4c_u b^2} \right) + \frac{2c_1 \delta^T}{x(1 - \delta)} \log^{1/2} NT, \end{aligned}$$

where $c_1 > 0$, $\delta \in (0, 1)$, and $c_u > 0$ have been given in Lemmas 1(b), 2, and Condition 1, respectively. Thus for any finite $m \in \mathbb{N}$, we have

$$\begin{aligned} & \mathbb{P} \left(\max_{i \in [N]} \max_{t \in [T]} \max_{k \in [K]} |y_{i,t-k}|^m > x \right) = \mathbb{P} \left(\max_{i \in [N]} \max_{t \in [T]} \max_{k \in [K]} |y_{i,t-k}| > x^{1/m} \right) \\ & \lesssim NT \exp \left(-\frac{x^{2/m}}{4c_u b^2} \right) + \frac{\delta^T}{x^{1/m}(1 - \delta)} \log^{1/2} NT. \end{aligned}$$

Setting $x = \{4c_u b^2(\nu + 2) \log(N \vee T)\}^{m/2}$ for any $\nu > 0$ leads to the result. \square

Lemma 11. *Define $\lambda^* \asymp \sqrt{T^{-1} \log^3(N \vee T)}$. If Conditions 1–3 and 7 are true and $\bar{s}\lambda = o(1)$ holds, then the event,*

$$\mathbb{P}^* \left(\|T^{-1} \mathbf{U}^* \mathbf{X}'\|_{\max} \gtrsim \lambda^* \right) = O((N \vee T)^{-\nu}),$$

occurs with probability at least $1 - O((N \vee T)^{-\nu})$.

Proof of Lemma 11. Recall the notation that $\mathbf{U}^* = (\hat{\mathbf{u}}_1 \zeta_1, \dots, \hat{\mathbf{u}}_T \zeta_T)$ and $\hat{\mathbf{u}}_t = \mathbf{y}_t - \hat{\Phi}_L \mathbf{x}_t = \mathbf{u}_t + (\Phi - \hat{\Phi}_L) \mathbf{x}_t$. We have

$$\begin{aligned} & \mathbb{P}^* \left(\left\| T^{-1} \sum_{t=1}^T \mathbf{x}_t \mathbf{u}_t^{*'} \right\|_{\max} > x \right) \\ & \leq \mathbb{P}^* \left(\left\| T^{-1} \sum_{t=1}^T \mathbf{x}_t \mathbf{u}_t' \zeta_t \right\|_{\max} > x/2 \right) + \mathbb{P}^* \left(\left\| T^{-1} \sum_{t=1}^T \mathbf{x}_t (\hat{\mathbf{u}}_t - \mathbf{u}_t)' \zeta_t \right\|_{\max} > x/2 \right). \end{aligned} \quad (\text{A.20})$$

Bound the first term of (A.20). Since ζ_t is a sequence of i.i.d. subG random variables by Condition 7, applying the union bound and Hoeffding's inequality under \mathbb{P}^* yields for any $x > 0$,

$$\begin{aligned} & \mathbb{P}^* \left(\left\| T^{-1} \sum_{t=1}^T \mathbf{x}_t \mathbf{u}_t' \zeta_t \right\|_{\max} > x/2 \right) \\ & \leq 2KN^2 \max_{i,j \in [N]} \max_{k \in [K]} \exp \left(- \frac{x^2 T}{4c_\zeta T^{-1} \sum_{t=1}^T y_{i,t-k}^2 u_{jt}^2} \right) \\ & \leq 2KN^2 \exp \left(- \frac{x^2 T}{4c_\zeta \max_{i,j \in [N]} \max_{t \in [T]} \max_{k \in [K]} y_{i,t-k}^2 u_{jt}^2} \right) \\ & \lesssim 2KN^2 \exp \left(- \frac{x^2 T}{4c_\zeta \log^2 NT} \right), \end{aligned}$$

where the last inequality holds with probability at least $1 - O((N \vee T)^{-\nu})$ by Lemma 10.

By Proposition 1(b) and Lemma 10, the second term of (A.20) is bounded as

$$\begin{aligned}
& \mathbb{P}^* \left(\left\| T^{-1} \sum_{t=1}^T \mathbf{x}_t (\hat{\mathbf{u}}_t - \mathbf{u}_t)' \zeta_t \right\|_{\max} > x/2 \right) \\
&= \mathbb{P}^* \left(\left\| T^{-1} \sum_{t=1}^T \mathbf{x}_t \mathbf{x}_t' \zeta_t (\Phi - \hat{\Phi}_L)' \right\|_{\max} > x/2 \right) \\
&\leq \mathbb{P}^* \left(\left\| T^{-1} \sum_{t=1}^T \mathbf{x}_t \mathbf{x}_t' \zeta_t \right\|_{\max} \max_{i \in [N]} \left\| \hat{\phi}_i^L - \phi_i \right\|_1 > x/2 \right) \\
&\leq \mathbb{P}^* \left(\left\| T^{-1} \sum_{t=1}^T \mathbf{x}_t \mathbf{x}_t' \zeta_t \right\|_{\max} \bar{s} \lambda \gtrsim x/2 \right) \\
&\leq 2K^2 N^2 \max_{k, \ell \in [K]} \max_{i, j \in [N]} \exp \left(- \frac{x^2 T}{4c_\zeta \bar{s}^2 \lambda^2 T^{-1} \sum_{t=1}^T y_{i, t-k}^2 y_{j, t-\ell}^2} \right) \\
&\lesssim 2K^2 N^2 \exp \left(- \frac{x^2 T}{4c_\zeta \bar{s}^2 \lambda^2 \log^2 NT} \right),
\end{aligned}$$

with probability at least $1 - O((N \vee T)^{-\nu})$. Combining the obtained results with taking

$$x = 2\sqrt{c_\zeta(\nu + 2)T^{-1} \log^3 NT} \ (\asymp \lambda^*)$$

gives the desired statement since $\bar{s} \lambda = o(1)$. This completes the proof. \square

Lemma 12. Recall $\lambda^* \asymp \sqrt{T^{-1} \log^3(N \vee T)}$, defined in Lemma 11. If Conditions 1–3 and 7 are true, then the event,

$$\mathbb{P}^* \left(\max_{i \in [N]} \left\| \hat{\phi}_i^{L*} - \hat{\phi}_i^L \right\|_1 \gtrsim \bar{s} \lambda^* \right) = O((N \vee T)^{-\nu+1})$$

occurs with high probability.

Proof of Lemma 12. Define $\boldsymbol{\delta}_i^* = \hat{\phi}_i^{L*} - \hat{\phi}_i^L$. Derive the non-asymptotic error bound for the Lasso estimator. For λ^* such that $b\lambda/2 \leq \lambda^* \asymp \sqrt{T^{-1} \log^3(N \vee T)}$, define two events,

$$\mathcal{E}_1^* = \left\{ \left\| T^{-1} \mathbf{X} \mathbf{U}^{*'} \right\|_{\max} \leq \lambda^*/2 \right\}, \quad \mathcal{E}_2^* = \left\{ \left\| T^{-1} \mathbf{X} \mathbf{X}' - \mathbb{E}[T^{-1} \mathbf{X} \mathbf{X}'] \right\|_{\max} \leq \lambda^* \right\}.$$

Lemmas 11 and 4 guarantee that the event,

$$\left\{ \mathbb{P}^* (\mathcal{E}_1^{*c}) = O((N \vee T)^{-\nu}) \right\} \cap \mathcal{E}_2^*,$$

occurs with probability at least $1 - O((N \vee T)^{-\nu})$. Then, following the proof of Proposition 1, we obtain the desired error bound, $\|\boldsymbol{\delta}_i^*\|_1 \lesssim \hat{s}_i \lambda^*$, on event $\mathcal{E}_1^* \cap \mathcal{E}_2^*$. Finally an application of Theorem 1(b) of Zhu and Liu (2020) gives $\hat{s}_i \lesssim s_i \leq \bar{s}$ with

high probability. The assertion is obtained by the union bound. This completes the proof. \square

Lemma 13. Recall $\lambda^* \asymp \sqrt{T^{-1} \log^3(N \vee T)}$, defined in Lemma 11. If Conditions 1-3 and 7 are true and $\bar{s}\lambda = o(1)$ holds, then for $\bar{\tau}_1 = \lambda^* + \bar{s}^2 \lambda^{*2}$ the event,

$$\mathbb{P}^* \left(\max_{i \in [N]} |\hat{\sigma}_i^{*2} - \hat{\sigma}_i^2| \gtrsim \bar{\tau}_1 \right) = O((N \vee T)^{-\nu+1}),$$

occurs with probability at least $1 - O((N \vee T)^{-\nu+1})$.

Proof of Lemma 13. Recall that $u_{it}^* = \hat{u}_{it} \zeta_t$, $\sigma_i^{*2} = T^{-1} \sum_{t=1}^T u_{it}^{*2}$, and $\hat{\sigma}_i^2 = T^{-1} \sum_{t=1}^T \hat{u}_{it}^2$. By the construction, we have $\sigma_i^{*2} - \hat{\sigma}_i^2 = T^{-1} \sum_{t=1}^T \hat{u}_{it}^2 (\zeta_t^2 - 1)$, where $\{\hat{u}_{it}^2 (\zeta_t^2 - 1)\}_t$ (for each $i \in [N]$) is a sequence of independent centered sub-exponential random variables under \mathbb{P}^* . Thus for some constant $c_\zeta > 0$, Bernstein's inequality with the union bound gives for any $x \in (0, 1]$,

$$\begin{aligned} \mathbb{P}^* \left(\max_{i \in [N]} |\sigma_i^{*2} - \hat{\sigma}_i^2| > x \right) &= \mathbb{P}^* \left(\max_{i \in [N]} \left| T^{-1} \sum_{t=1}^T \hat{u}_{it}^2 (\zeta_t^2 - 1) \right| > x \right) \\ &\leq 2N \max_i \exp \left(-\frac{x^2 T}{c_\zeta T^{-1} \sum_{t=1}^T \hat{u}_{it}^4} \right) \leq 2N \exp \left(-\frac{x^2 T}{c_\zeta \max_i \max_t \hat{u}_{it}^4} \right). \end{aligned}$$

Denote by $\boldsymbol{\delta}_i \in \mathbb{R}^{KN}$ the i th column vector of $\boldsymbol{\Delta}' = (\hat{\boldsymbol{\Phi}}^L - \boldsymbol{\Phi}^0)'$. Then we have

$$\hat{u}_{it}^4 = (u_{it} - \mathbf{x}_t' \boldsymbol{\delta}_i)^4 \lesssim u_{it}^4 + (\mathbf{x}_t' \boldsymbol{\delta}_i)^4 \lesssim u_{it}^4 + \|\mathbf{x}_t\|_\infty^4 \max_{i \in [N]} \|\boldsymbol{\delta}_i\|_1^4.$$

Therefore, by Proposition 1(b) and Lemma 10, it holds that $\max_i \max_t u_{it}^4 \lesssim \log^2(NT)$ and $\max_t \|\mathbf{x}_t\|_\infty^4 \max_{i \in [N]} \|\boldsymbol{\delta}_i\|_1^4 \lesssim \bar{s}\lambda \log^2(NT)$ occur with probability at least $1 - O((N \vee T)^{-\nu+1})$. Therefore, taking

$$x \asymp \sqrt{(\nu+1)T^{-1} \log^3(NT)} \asymp \lambda^*$$

leads to the upper bound,

$$\mathbb{P}^* \left(\max_i |\sigma_i^{*2} - \hat{\sigma}_i^2| \gtrsim \lambda^* \right) \lesssim (N \vee T)^{-\nu},$$

which holds with probability at least $1 - O((N \vee T)^{-\nu+1})$.

Recall $\boldsymbol{\delta}_i^* = \hat{\boldsymbol{\phi}}_{i\cdot}^{\text{L}*} - \hat{\boldsymbol{\phi}}_{i\cdot}^{\text{L}}$. Then we have

$$\begin{aligned} &\mathbb{P}^* \left(\max_i |\hat{\sigma}_i^{*2} - \hat{\sigma}_i^2| > x \right) \\ &= \mathbb{P}^* \left(\max_i \left| \sigma_i^{*2} - \hat{\sigma}_i^2 - 2T^{-1} \sum_{t=1}^T u_{it}^* \mathbf{x}_t' \boldsymbol{\delta}_i^* + \boldsymbol{\delta}_i^{*'} \hat{\boldsymbol{\Sigma}}_x \boldsymbol{\delta}_i^* \right| > x \right) \\ &\leq \mathbb{P}^* \left(\max_i |\sigma_i^{*2} - \hat{\sigma}_i^2| + 2 \left\| T^{-1} \mathbf{U}^{*'} \mathbf{X} \right\|_{\max} \max_i \|\boldsymbol{\delta}_i^*\|_1 + \max_i \|\boldsymbol{\delta}_i^*\|_1^2 \left\| \hat{\boldsymbol{\Sigma}}_x \right\|_{\max} > x \right), \end{aligned}$$

where $\|\hat{\Sigma}_x\|_{\max} = O(1)$ with probability at least $1 - O((N \vee T)^{-\nu})$ by Lemma 4 and Condition 5. By Lemmas 11 and 12, setting

$$x \asymp \lambda^* + \bar{s}\lambda^{*2} + \bar{s}^2\lambda^{*2} \asymp \lambda^* + \bar{s}^2\lambda^{*2} = \bar{\tau}_1$$

with the union bound yields the desired result. This completes the proof. \square

Lemma 14. *If Conditions 1–3 and 7 are true, then for $\bar{\tau}_2 = M_\omega^2\lambda$ the event,*

$$\mathbb{P}^* \left(\left| T^{-1} \sum_{t=1}^T (u_{it}^{*2} - \hat{u}_{it}^2) \hat{\omega}'_j \mathbf{x}_t \mathbf{x}'_t \hat{\omega}_j \right| \gtrsim \bar{\tau}_2 \right) = O((NT)^{-\nu}),$$

occurs with probability at least $1 - O((N \vee T)^{-\nu})$.

Proof of Lemma 14. Because $\mathbb{E}^* u_{it}^{*2} = \hat{u}_{it}^2$, $(u_{it}^{*2} - \hat{u}_{it}^2) \hat{\omega}'_j \mathbf{x}_t \mathbf{x}'_t \hat{\omega}_j$ is a sequence of i.i.d. sub-exponential random variables under \mathbb{P}^* , Bernstein's inequality is applied. For any $x \in (0, 1]$, we obtain

$$\begin{aligned} \mathbb{P}^* \left(\left| T^{-1} \sum_{t=1}^T (u_{it}^{*2} - \hat{u}_{it}^2) \hat{\omega}'_j \mathbf{x}_t \mathbf{x}'_t \hat{\omega}_j \right| > x \right) &\lesssim \exp \left(- \frac{x^2 T}{T^{-1} \sum_{t=1}^T (\hat{\omega}'_j \mathbf{x}_t \mathbf{x}'_t \hat{\omega}_j)^2} \right) \\ &\lesssim \exp \left(- \frac{x^2 T}{\max_j \max_t \|\hat{\omega}_j\|_1^4 \|\mathbf{x}_t\|_\infty^4} \right) \\ &\lesssim \exp \left(- \frac{x^2 T}{M_\omega^4 \log^2(NT)} \right), \end{aligned}$$

where the last inequality holds with probability at least $1 - O((N \vee T)^{-\nu})$. Thus taking

$$x = \sqrt{\nu M_\omega^4 T^{-1} \log^3(NT)} \asymp M_\omega^2 \lambda = \bar{\tau}_2$$

leads to the upper bound to be $O((NT)^{-\nu})$. This completes the proof. \square

Lemma 15. *If Conditions 1–3 are true and $\bar{s}\lambda + M_\omega^2\lambda = o(1)$ holds, then for*

$$\bar{\tau}_3 := \max \left\{ M_\omega^{3-2r} \lambda^{1-r} s_\omega \log^2(N \vee T), \bar{s}\lambda \log(N \vee T), M_\omega^2 \lambda \log(N \vee T) \right\},$$

we have

$$\mathbb{P} \left(\left| T^{-1} \sum_{t=1}^T (\hat{u}_{it}^2 - \hat{\sigma}_i^2) \hat{\omega}'_j \mathbf{x}_t \mathbf{x}'_t \hat{\omega}_j \right| \gtrsim \bar{\tau}_3 \right) = O((N \vee T)^{-\nu}).$$

Proof of Lemma 15. We have

$$\begin{aligned}
& \mathbb{P} \left(\left| T^{-1} \sum_{t=1}^T (\hat{u}_{it}^2 - \hat{\sigma}_i^2) \hat{\omega}'_j \mathbf{x}_t \mathbf{x}'_t \hat{\omega}_j \right| > x \right) \\
& \leq \mathbb{P} \left(\left| T^{-1} \sum_{t=1}^T (u_{it}^2 - \sigma_i^2) \omega'_j \mathbf{x}_t \mathbf{x}'_t \omega_j \right| > x/4 \right) \\
& \quad + \mathbb{P} \left(\max_i \max_t |u_{it}^2 - \sigma_i^2| |\mathbf{x}'_t (\hat{\omega}_j \hat{\omega}'_j - \omega_j \omega'_j) \mathbf{x}_t| > x/4 \right) \\
& \quad + \mathbb{P} \left(\max_i \max_t |\hat{u}_{it}^2 - u_{it}^2| \hat{\omega}'_j \hat{\Sigma}_x \hat{\omega}_j > x/4 \right) + \mathbb{P} \left(\max_i |\sigma_i^2 - \hat{\sigma}_i^2| \hat{\omega}'_j \hat{\Sigma}_x \hat{\omega}_j > x/4 \right)
\end{aligned}$$

We first evaluate the second to fourth probabilities. By (the proof of) Lemma 7 with Condition 5, the inequalities

$$\begin{aligned}
& \max_i \max_j \max_t |u_{it}^2 - \sigma_i^2| \mathbf{x}'_t (\hat{\omega}_j \hat{\omega}'_j - \omega_j \omega'_j) \mathbf{x}_t \\
& \leq \max_i \max_j \max_t |u_{it}^2 - \sigma_i^2| \|\mathbf{x}_t\|_\infty^2 \|\hat{\omega}_j (\hat{\omega}_j - \omega_j)' + (\hat{\omega}_j - \omega_j) \omega'_j\|_1 \\
& \lesssim \|\hat{\omega}_j - \omega_j\|_1 \|\omega_j\|_1 \log^2(N \vee T) \lesssim M_\omega^{3-2r} \lambda^{1-r} s_\omega \log^2(N \vee T), \\
& \max_i \max_j \max_t |\hat{u}_{it}^2 - u_{it}^2| \hat{\omega}'_j \hat{\Sigma}_x \hat{\omega}_j \\
& \lesssim 2 \max_i \max_t |u_{it}| \|\mathbf{x}_t\|_\infty \|\delta_i\|_1 + \max_t \|\mathbf{x}_t \mathbf{x}'_t\|_\infty \max_i \|\delta_i\|_1^2 \\
& \lesssim \bar{s} \lambda \log(N \vee T), \\
& \max_i \max_j |\hat{\sigma}_i^2 - \sigma_i^2| \hat{\omega}'_j \hat{\Sigma}_x \hat{\omega}_j \lesssim \bar{s} \lambda^2
\end{aligned}$$

simultaneously hold with probability at least $1 - O((N \vee T)^{-\nu})$.

Next we evaluate the first probability. For $\bar{c}_3 = M_\omega^2 \log^2(N \vee T)$, the Azuma-Hoeffding inequality with the union bound and Lemma 10 yield

$$\begin{aligned}
& \mathbb{P} \left(\max_{i,j} \left| T^{-1} \sum_{t=1}^T (u_{it}^2 - \sigma_i^2) \omega'_j \mathbf{x}_t \mathbf{x}'_t \omega_j \right| > x \right) \\
& \leq \mathbb{P} \left(\max_{i,j} \left| T^{-1} \sum_{t=1}^T (u_{it}^2 - \sigma_i^2) \omega'_j \mathbf{x}_t \mathbf{x}'_t \omega_j \right| > x \mid \max_{i,j,t} |u_{it}^2 - \sigma_i^2| \omega'_j \mathbf{x}_t \mathbf{x}'_t \omega_j \lesssim \bar{c}_3 \right) \\
& \quad + \mathbb{P} \left(\max_{i,j,t} |u_{it}^2 - \sigma_i^2| \omega'_j \mathbf{x}_t \mathbf{x}'_t \omega_j \gtrsim \bar{c}_3 \right) \\
& \leq 2KN^2 \exp \left(-\frac{x^2 T}{2\bar{c}_3^2} \right) + O((N \vee T)^{-\nu}),
\end{aligned}$$

where the upper bound becomes $O((N \vee T)^{-\nu})$ by setting

$$x = 2(\nu + 2)\bar{c}_3 T^{-1/2} \log^{1/2}(N \vee T) \asymp M_\omega^2 \lambda \log(N \vee T).$$

If we set

$$\begin{aligned} x &\asymp \max \left\{ M_\omega^{3-2r} \lambda^{1-r} s_\omega \log^2(N \vee T), \bar{s} \lambda \log(N \vee T), \bar{s} \lambda^2, M_\omega^2 \lambda \log(N \vee T) \right\} \\ &= \max \left\{ M_\omega^{3-2r} \lambda^{1-r} s_\omega \log^2(N \vee T), \bar{s} \lambda \log(N \vee T), M_\omega^2 \lambda \log(N \vee T) \right\} = \bar{\tau}_3, \end{aligned}$$

the result follows. This completes the proof. \square

Lemma 16. *If Conditions 1–5 and 7 are true and $\bar{s} \lambda + M_\omega^2 \lambda = o(1)$ holds, then for*

$$\bar{\mu}_1 := \max \{ \bar{\tau}_1, \bar{\tau}_2, \bar{\tau}_3 \},$$

the event,

$$\mathbb{P}^* \left(\max_{i \in [N]} \max_{j \in [KN]} \left| \frac{\tilde{m}_{ij}^*}{\hat{m}_{ij}^*} - 1 \right| \gtrsim \bar{\mu}_1 \right) = O((N \vee T)^{-\nu}),$$

occurs with probability at least $1 - O((N \vee T)^{-\nu})$.

Proof of Lemma 16. For any $x > 0$, a simple calculus yields

$$\begin{aligned} &\mathbb{P}^* \left(\max_{i \in [N]} \max_{j \in [KN]} \left| \frac{\tilde{m}_{ij}^*}{\hat{m}_{ij}^*} - 1 \right| > x \right) \\ &\leq \mathbb{P}^* \left(\max_i \max_j |\tilde{m}_{ij}^{*2} - \hat{m}_{ij}^{*2}| > x \hat{m}_{ij}^* (\tilde{m}_{ij}^* + \hat{m}_{ij}^*) \right) \\ &\leq \mathbb{P}^* \left(\max_i \max_j |\tilde{m}_{ij}^{*2} - \hat{m}_{ij}^{*2}| > x \min_i \min_j \hat{m}_{ij}^{*2} \right) \\ &\leq \mathbb{P}^* \left(\max_i \max_j |\tilde{m}_{ij}^{*2} - \hat{m}_{ij}^{*2}| \gtrsim \gamma^3 x \right) + \mathbb{P}^* \left(\min_i \min_j \hat{m}_{ij}^{*2} \lesssim \gamma^3 \right) \end{aligned}$$

We see that $\tilde{m}_{ij}^{*2} \geq 0$ a.s. and, by Lemmas 7 and 13 with Condition 5, we obtain

$$\begin{aligned} \hat{m}_{ij}^{*2} &= \hat{\sigma}_i^{*2} \hat{\omega}_j' \hat{\Sigma}_x \hat{\omega}_j \geq \hat{\sigma}_i^2 \hat{\omega}_j' \hat{\Sigma}_x \hat{\omega}_j - |\hat{\sigma}_i^{*2} - \hat{\sigma}_i^2| \hat{\omega}_j' \hat{\Sigma}_x \hat{\omega}_j \\ &\gtrsim \sigma_i^2 \omega_j^2 - M_\omega^2 \lambda - \bar{\tau}_1 (\omega_j^2 - M_\omega^2 \lambda) \geq \gamma^2 - O(M_\omega^2 \lambda). \end{aligned}$$

uniformly in $(i, j) \in [N] \times [KN]$ with probability at least $1 - O((N \vee T)^{-\nu+1})$. Thus it suffices to evaluate the upper bound of

$$\begin{aligned} &\mathbb{P}^* \left(\max_i \max_j |\tilde{m}_{ij}^{*2} - \hat{m}_{ij}^{*2}| > x \right) \\ &\leq \mathbb{P}^* \left(\max_i \max_j |\tilde{m}_{ij}^{*2} - \hat{m}_{ij}^{*2}| > x/2 \right) + \mathbb{P}^* \left(\max_i \max_j |\hat{m}_{ij}^{*2} - \hat{m}_{ij}^2| > x/2 \right). \end{aligned} \tag{A.21}$$

The second probability of (A.21) is bounded by the same argument just above; we

obtain

$$\mathbb{P}^* \left(\max_i \max_j |\hat{m}_{ij}^{*2} - \hat{m}_{ij}^2| \gtrsim \bar{\tau}_1 \right) = O((N \vee T)^{-\nu+1}), \quad (\text{A.22})$$

which occurs with probability at least $1 - O((N \vee T)^{-\nu+1})$. Next bound the first probability of (A.21). Set

$$x_2 := c\bar{\tau}_2 + \tau_{ij,3} \quad \text{with} \quad \bar{\tau}_2 = M_\omega^2 \lambda, \quad \tau_{ij,3} = \left| T^{-1} \sum_{t=1}^T (\hat{u}_{it}^2 - \hat{\sigma}_i^2) \hat{\omega}'_j \mathbf{x}_t \mathbf{x}'_t \hat{\omega}_j \right|$$

for some constant $c > 0$. Then Lemma 14 establishes that the event,

$$\begin{aligned} & \mathbb{P}^* \left(|\tilde{m}_{ij}^{*2} - \hat{m}_{ij}^2| > x_2 \right) \\ & \leq \mathbb{P}^* \left(\left| T^{-1} \sum_{t=1}^T (u_{it}^{*2} - \hat{u}_{it}^2) \hat{\omega}'_j \mathbf{x}_t \mathbf{x}'_t \hat{\omega}_j \right| + \left| T^{-1} \sum_{t=1}^T (\hat{u}_{it}^2 - \hat{\sigma}_i^2) \hat{\omega}'_j \mathbf{x}_t \mathbf{x}'_t \hat{\omega}_j \right| > x_2 \right) \\ & \leq \mathbb{P}^* \left(\left| T^{-1} \sum_{t=1}^T (u_{it}^{*2} - \hat{u}_{it}^2) \hat{\omega}'_j \mathbf{x}_t \mathbf{x}'_t \hat{\omega}_j \right| \gtrsim \bar{\tau}_2 \right) = O((N \vee T)^{-\nu}), \end{aligned} \quad (\text{A.23})$$

holds with probability at least $1 - O((N \vee T)^{-\nu})$. By Lemma 15, $\tau_{ij,3}$ is bounded by

$$\tau_{ij,3} \lesssim \bar{\tau}_3 = \max \{ M_\omega^{3-2r} \lambda^{1-r} s_\omega \log^2(N \vee T), \bar{s} \lambda \log(N \vee T), M_\omega^2 \lambda \log(N \vee T) \}$$

with probability at least $1 - O((N \vee T)^{-\nu})$.

Combine the two probabilities. Since $\lambda \asymp \lambda^*$, taking

$$x = \max \{ \bar{\tau}_1, x_2 \} \asymp \max \{ \bar{\tau}_1, \bar{\tau}_2, \bar{\tau}_3 \} = \bar{\mu}_1$$

in (A.21) establishes the desired inequality up to some positive constant factor. This completes the proof. \square

Lemma 17. *If Conditions 1–5 and 7 are true, then for*

$$\bar{\mu}_2 := \max \left\{ \lambda^{2-r} M_\omega^{2-2r} s_\omega, \bar{s} \lambda M_\omega \log^{3/2}(N \vee T) \right\},$$

the event,

$$\mathbb{P}^* \left(\max_{i \in [N]} \max_{j \in [KN]} \left| \frac{R_{ij}^*}{\hat{m}_{ij}^*} \right| \gtrsim \bar{\mu}_2 \right) = O((N \vee T)^{-\nu}),$$

occurs with probability at least $1 - O((N \vee T)^{-\nu})$.

Proof of Lemma 17. Since we have established that \hat{m}_{ij}^* is uniformly lower bounded by a positive constant by Lemmas 7 and 13 with Conditions 5 and $M_\omega^2 \lambda = o(1)$ in the proof of Lemma 16. Thus it is sufficient to derive the upper bound of $\max_i \max_j |R_{ij}^*|$.

Observe that

$$|R_{ij}^*| \leq \|T^{-1/2} \mathbf{u}_i^* \mathbf{X}'\|_\infty \|\hat{\boldsymbol{\omega}}_j - \boldsymbol{\omega}_j\|_1 + \|\sqrt{T}(\hat{\boldsymbol{\phi}}_i^L - \hat{\boldsymbol{\phi}}_i^{L*})\|_1 \|\hat{\boldsymbol{\Sigma}}_x \hat{\boldsymbol{\omega}}_j - \mathbf{e}_j\|_\infty.$$

By the proof of Proposition 2, the event,

$$\left\{ \max_{j \in [N]} \|\hat{\boldsymbol{\omega}}_j - \boldsymbol{\omega}_j\|_1 \lesssim (M_\omega^2 \lambda)^{1-r} s_\omega \right\} \cap \left\{ \max_{j \in [N]} \|\hat{\boldsymbol{\Sigma}}_x \hat{\boldsymbol{\omega}}_j - \mathbf{e}_j\|_\infty \lesssim M_\omega \lambda \right\},$$

occurs with probability at least $1 - O((N \vee T)^{-\nu})$. Conditional on this event with setting

$$x = (\lambda^* \max_j \|\hat{\boldsymbol{\omega}}_j - \boldsymbol{\omega}_j\|_1) \vee (\sqrt{T} \bar{s} \lambda^* \max_j \|\hat{\boldsymbol{\Sigma}}_x \hat{\boldsymbol{\omega}}_j - \mathbf{e}_j\|_\infty),$$

we have by Lemmas 11 and 12,

$$\begin{aligned} & \mathbb{P}^* \left(\max_{i,j} |R_{ij}^*| > x \right) \\ & \leq \mathbb{P}^* \left(\max_i \|T^{-1/2} \mathbf{u}_i^* \mathbf{X}'\|_\infty \max_j \|\hat{\boldsymbol{\omega}}_j - \boldsymbol{\omega}_j\|_1 > x/2 \right) \\ & \quad + \mathbb{P}^* \left(\max_i \|\sqrt{T}(\hat{\boldsymbol{\phi}}_i^L - \hat{\boldsymbol{\phi}}_i^{L*})\|_1 \max_j \|\hat{\boldsymbol{\Sigma}}_x \hat{\boldsymbol{\omega}}_j - \mathbf{e}_j\|_\infty > x/2 \right) \\ & \leq \mathbb{P}^* \left(\max_i \|T^{-1/2} \mathbf{u}_i^* \mathbf{X}'\|_\infty \gtrsim \lambda^* \right) + \mathbb{P}^* \left(\max_i \|\hat{\boldsymbol{\phi}}_i^L - \hat{\boldsymbol{\phi}}_i^{L*}\|_1 \gtrsim \bar{s} \lambda^* \right) \\ & = O((N \vee T)^{-\nu+1}) \end{aligned}$$

with high probability. Finally we see that by the proof of Proposition 2

$$\begin{aligned} x & = (\lambda^* \max_j \|\hat{\boldsymbol{\omega}}_j - \boldsymbol{\omega}_j\|_1) \vee (\sqrt{T} \bar{s} \lambda^* \max_j \|\hat{\boldsymbol{\Sigma}}_x \hat{\boldsymbol{\omega}}_j - \mathbf{e}_j\|_\infty) \\ & \lesssim (\lambda^{2-r} M_\omega^{2-2r} s_\omega) \vee (\bar{s} \lambda M_\omega \log^{3/2}(N \vee T)) = \bar{\mu}_2, \end{aligned}$$

with high probability. This completes the proof. \square

Lemma 18. *If Conditions 1–5 and 7, and $M_\omega \leq T^{1/2} / \log^3(N \vee T)$ are true, then the events,*

$$\mathbb{P}^* \left(\frac{S_{ij}^*}{\tilde{m}_{ij}^*} > t \right) = Q(t) \left\{ 1 + O \left(\frac{M_\omega \log NT}{T^{1/2}} \right) (1+t)^3 \right\}$$

and

$$\mathbb{P}^* \left(\frac{S_{ij}^*}{\tilde{m}_{ij}^*} < -t \right) = Q(t) \left\{ 1 + O \left(\frac{M_\omega \log NT}{T^{1/2}} \right) (1+t)^3 \right\}$$

for $t \in [0, \bar{t}]$ uniformly in $(i, j) \in \mathcal{H}$, occur with probability at least $1 - O((N \vee T)^{-\nu})$.

Proof of Lemma 18. Apply (Jing et al., 2003, Theorem 2.3) to the self-normalized

sum, $S_{ij}^*/\tilde{m}_{ij}^*$ under \mathbb{P}^* . By Lemmas 15 and 7 with Conditions 5 and 7, we have

$$\begin{aligned} B_{ij}^2 &:= T^{-1} \sum_{t=1}^T \mathbb{E}^* u_{it}^{*2} (\mathbf{x}'_t \hat{\boldsymbol{\omega}}_j)^2 = T^{-1} \sum_{t=1}^T \hat{u}_{it}^2 (\mathbf{x}'_t \hat{\boldsymbol{\omega}}_j)^2 \\ &\geq \hat{\sigma}_i^2 \hat{\boldsymbol{\omega}}_j' \hat{\boldsymbol{\Sigma}}_x \hat{\boldsymbol{\omega}}_j - O(\bar{\tau}_3) \geq \gamma^3 (1 - o(1)) \end{aligned}$$

with probability at least $1 - O((N \vee T)^{-\nu})$. Furthermore, since $\mathbb{E}^* |\zeta|^3$ is bounded by a finite constant under Condition 7, we have

$$\begin{aligned} L_{ij} &:= T^{-3/2} \sum_{t=1}^T \mathbb{E}^* |u_{it}^*|^3 |\mathbf{x}'_t \hat{\boldsymbol{\omega}}_j|^3 \asymp T^{-3/2} \sum_{t=1}^T |\hat{u}_{it}|^3 |\mathbf{x}'_t \hat{\boldsymbol{\omega}}_j|^3 \\ &\leq T^{-3/2} \sum_{t=1}^T |\hat{u}_{it}|^2 |\mathbf{x}'_t \hat{\boldsymbol{\omega}}_j|^2 \max_t |\hat{u}_{it}| |\mathbf{x}'_t \hat{\boldsymbol{\omega}}_j| = T^{-1/2} B_{ij}^2 \max_t |\hat{u}_{it}| |\mathbf{x}'_t \hat{\boldsymbol{\omega}}_j|, \end{aligned}$$

where Proposition 1 and (the proofs of) Lemmas 7 and 10 give

$$\begin{aligned} \max_t |\hat{u}_{it}| |\mathbf{x}'_t \hat{\boldsymbol{\omega}}_j| &\lesssim \max_t (|u_{it}| + \|\mathbf{x}_t\|_\infty \|\boldsymbol{\delta}_i\|_1) \|\mathbf{x}_t\|_\infty \|\hat{\boldsymbol{\omega}}_j\|_1 \\ &\leq \left(\max_i \max_t |u_{it}| + \max_t \|\mathbf{x}_t\|_\infty \|\boldsymbol{\delta}_i\|_1 \right) \max_t \|\mathbf{x}_t\|_\infty \max_j \|\hat{\boldsymbol{\omega}}_j\|_1 \lesssim M_\omega \log(NT) \end{aligned}$$

with probability at least $1 - O((N \vee T)^{-\nu})$. Thus

$$d_{ij} := \frac{B_{ij}}{L_{ij}^{1/3}} \gtrsim \frac{T^{1/6} B_{ij}^{1/3}}{M_\omega^{1/3} \log^{1/3}(NT)} \geq \frac{T^{1/6} \gamma^{1/2} (1 + o(1))}{M_\omega^{1/3} \log^{1/3}(NT)} \geq \log^{2/3}(N \vee T),$$

where the lower bound holds uniformly in (i, j) since $M_\omega \leq T^{1/2} / \log^3(N \vee T)$ is implied by the condition $\bar{\mu} = o(1)$. Therefore, by (Jing et al., 2003, Theorem 2.3), we conclude that

$$\mathbb{P}^* \left(\frac{S_{ij}^*}{\tilde{m}_{ij}^*} > \mathfrak{t} \right) = Q(\mathfrak{t}) \left\{ 1 + O \left(\frac{M_\omega \log NT}{T^{1/2}} \right) (1 + \mathfrak{t})^3 \right\}$$

holds with high probability for $\mathfrak{t} \in [0, \bar{\mathfrak{t}}]$, where $\bar{\mathfrak{t}} \asymp \log^{1/2}(N \vee T) = o(d_{ij})$, uniformly in $(i, j) \in \mathcal{H}$. This completes the proof. \square

Lemma 19. *Let $\nu > 4$. If Conditions 1–5 and 7 are true, then the event, $\mathcal{S} \subset \hat{\mathcal{S}}_L$, occurs with probability at least $1 - O((N \vee T)^{-\nu+1})$.*

Proof of Lemma 19. For each $i \in [N]$, the Karush-Kuhn-Tucker (KKT) condition of the minimization problem in (2) is given by

$$\mathbf{X} \left(\mathbf{y}_i - \hat{\boldsymbol{\phi}}_i \mathbf{X} \right)' / T = \boldsymbol{\psi}_i \lambda,$$

where $\boldsymbol{\psi}_i = (\psi_{i1}, \dots, \psi_{KN})'$ is defined by $\psi_{ij} = \text{sgn } \hat{\phi}_{ij}$ for $\hat{\phi}_{ij} \neq 0$ and $\psi_{ij} \in [-1, 1]$ for

$\hat{\phi}_{ij} = 0$. By the definition of \mathbf{y}_i and some algebra, the KKT condition is equivalently denoted as

$$\boldsymbol{\Omega}(T^{-1}\mathbf{X}\mathbf{X}' - \boldsymbol{\Sigma}_x)(\boldsymbol{\phi}_i - \hat{\boldsymbol{\phi}}_i)' + (\boldsymbol{\phi}_i - \hat{\boldsymbol{\phi}}_i)' + T^{-1}\boldsymbol{\Omega}\mathbf{X}\mathbf{u}'_i = \boldsymbol{\Omega}\boldsymbol{\psi}_i\lambda.$$

We Take the ℓ_∞ -norm. Then by the triangle and Hölder's inequality, we obtain

$$\begin{aligned} \|\boldsymbol{\phi}_i - \hat{\boldsymbol{\phi}}_i\|_\infty &\leq \|T^{-1}\boldsymbol{\Omega}\mathbf{X}\mathbf{u}'_i\|_\infty + \|\boldsymbol{\Omega}(T^{-1}\mathbf{X}\mathbf{X}' - \boldsymbol{\Sigma}_x)(\boldsymbol{\phi}_i - \hat{\boldsymbol{\phi}}_i)'\|_\infty + \|\boldsymbol{\Omega}\boldsymbol{\psi}_i\|_\infty\lambda \\ &\leq \|\boldsymbol{\Omega}\|_\infty \left(\|T^{-1}\mathbf{X}\mathbf{u}'_i\|_\infty + \|T^{-1}\mathbf{X}\mathbf{X}' - \boldsymbol{\Sigma}_x\|_{\max}\|\boldsymbol{\phi}_i - \hat{\boldsymbol{\phi}}_i\|_1 + \lambda \right). \end{aligned}$$

By Proposition 1(b), Condition 4, and Lemmas 3 and 4, we have

$$\|\boldsymbol{\phi}_i - \hat{\boldsymbol{\phi}}_i\|_\infty \lesssim M_\omega \sqrt{T^{-1} \log^3(N \vee T)} =: u_n$$

with probability at least $1 - O((N \vee T)^{-\nu})$.

The event, $\{\mathcal{S}_i \subset \hat{\mathcal{S}}_i^L\}$, is equivalent to the event that $\hat{\phi}_{ij}^L \neq 0$ holds whenever $j \in \mathcal{S}_i$. This together with the triangle inequality implies that

$$\begin{aligned} \mathbb{P}(\mathcal{S}_i \subset \hat{\mathcal{S}}_i^L) &= \mathbb{P}\left(\min_{j \in \mathcal{S}_i} |\hat{\phi}_{ij}^L| > 0\right) \\ &\geq \mathbb{P}\left(\min_{j \in \mathcal{S}_i} \left\{ |\phi_{ij}| - |\hat{\phi}_{ij}^L - \phi_{ij}| \right\} > 0\right) \\ &\geq \mathbb{P}\left(\max_{j \in \mathcal{S}_i} |\hat{\phi}_{ij}^L - \phi_{ij}| < \min_{j \in \mathcal{S}_i} |\phi_{ij}|\right) \\ &\geq \mathbb{P}\left(\|\hat{\boldsymbol{\phi}}_i^L - \boldsymbol{\phi}_i\|_\infty < \min_{j \in \mathcal{S}_i} |\phi_{ij}|\right). \end{aligned}$$

Therefore, if $u_n \ll \min_{j \in \mathcal{S}_i} |\phi_{ij}|$, then $\mathcal{S}_i \subset \hat{\mathcal{S}}_i^L$ occurs with probability at least $1 - O((N \vee T)^{-\nu})$. This result holds for all $i \in [N]$. Then we can conclude

$$\mathbb{P}(\mathcal{S} \subset \hat{\mathcal{S}}_L) \geq 1 - \sum_{i \in [N]} \mathbb{P}(\mathcal{S}_i \not\subset \hat{\mathcal{S}}_i^L) \geq 1 - NO((N \vee T)^{-\nu}).$$

the lower bound converges to one since $\nu > 4$. This establishes the result. \square

D Precision Matrix Estimation

The construction of the debiased lasso estimator requires a precision matrix estimator. In a low dimensional setting, it is obtained as the inverse of the sample covariance matrix of \mathbf{X} , but it becomes less accurate or even infeasible as the dimensionality tends to large. To this end, we need some regularized estimator. In this paper we employ the CLIME method of Cai et al. (2011) for the estimation of $\boldsymbol{\Omega}$.

Define $\hat{\Theta} = (\hat{\theta}_{ij}) \in \mathbb{R}^{KN \times KN}$ as the solution to the following minimization problem:

$$\min \|\Theta\|_1 \quad \text{subject to} \quad \|\hat{\Sigma}_{x,\varepsilon} \Theta - \mathbf{I}_{KN}\|_{\max} \leq \lambda_1,$$

where λ_1 is a positive regularization parameter and $\hat{\Sigma}_{x,\varepsilon} = \hat{\Sigma}_x + \varepsilon \mathbf{I}_{KN}$ for $\varepsilon \geq 0$. Note that $\hat{\Sigma}_{x,0} = \hat{\Sigma}_x$. The CLIME estimator of Ω is then obtained by symmetrization with

$$\hat{\omega}_{ij} = \hat{\omega}_{ji} = \hat{\theta}_{ij} 1\{|\hat{\theta}_{ij}| \leq |\hat{\theta}_{ji}|\} + \hat{\theta}_{ji} 1\{|\hat{\theta}_{ij}| > |\hat{\theta}_{ji}|\}.$$

The non-asymptotic error bound is derived in Lemma 7, which is of independent interest. For related theoretical results of stationary time series, see Shu and Nan (2019).

When the lasso is debiased (deparsified) in a linear regression context, the *nodewise regression* (van de Geer et al., 2014) is frequently used as an alternative. However, it might not be suitable for the VAR models since it repeats the regression of each variable in \mathbf{X} on the others, which includes regressions of a “past” variable on “future” ones.

E Additional Results on Robustification

In this section, we show that $|\mathbf{T}_{ij}|^p$ and $\exp(c|\mathbf{T}_{ij}|^\alpha)$ are UI for some fixed constants $p, c, \alpha > 0$ for arbitrarily fixed $(i, j) \in \mathcal{S}^c$. In pursuit of the goal, we prove

$$\sup_{T, N, K} \mathbb{P}(|\mathbf{T}_{ij}| > x) \lesssim \exp(-\delta x^\alpha + \log x) \quad (\text{A.24})$$

for any (large) $x > 0$ and some $\delta, \alpha > 0$, which is sufficient for $\exp(c|\mathbf{T}_{ij}|^\alpha)$ to be UI for any $c \in [0, \delta)$ by Lemma 21 below. Furthermore, this result implies the UI of $|\mathbf{T}_{ij}|^p$ for any constant $p > 0$ by Lemma 22.

Before starting the proof of (A.24), we assume the following:

- A. Conditions 2–5 in Section 4.
- B. The error term, $\{\mathbf{u}_t\}$, is a sequence of i.i.d. Gaussian random vectors with mean zero and covariance matrix Σ_u .
- C. The parameter space of m_{ij} is lower bounded by some positive constant.
- D. $T \geq \{(s_\omega^{4/(1-2r)} M_\omega^{8(1-r)/(1-2r)}) \vee s_i^4\} \log^{10}(N \vee T)$ and N is at most a polynomial order of T .

Condition B is used for establishing Lemma 23, where a concentration inequality for a Gaussian martingale is applied. Condition C prevents \hat{m}_{ij} from being unboundedly close to zero in probability. These two conditions help streamline the proof.

Proof of (A.24). We have

$$\begin{aligned}\mathbb{P}(|\mathbf{T}_{ij}| > x) &= \mathbb{P}\left(\left|\frac{z_{ij} + r_{ij}}{m_{ij}}\right| \left|\frac{m_{ij}}{\hat{m}_{ij}}\right| > x\right) \\ &\leq \mathbb{P}(|z_{ij}/m_{ij}| > x/2) + \mathbb{P}(|r_{ij}| \gtrsim x/2).\end{aligned}\quad (\text{A.25})$$

We bound each probability as an exponential function of x . By Lemmas 23 and 25(b), the first probability of (A.25) is evaluated as

$$\begin{aligned}\mathbb{P}(|z_{ij}/m_{ij}| > x) &\lesssim \exp\left(-\frac{x^2}{2(x+1)}\right) + \mathbb{P}\left(\left\|\hat{\Sigma}_x - \Sigma_x\right\|_{\max} \gtrsim x/M_\omega^2\right) \\ &\lesssim \exp\left(-\frac{x}{2(1+1/x)}\right) + K^2 N^2 T^3 x^2 \exp\left(-\frac{x^{2/3} T^{1/3}}{M_\omega^{4/3}}\right).\end{aligned}\quad (\text{A.26})$$

The second probability of (A.25) is

$$\begin{aligned}\mathbb{P}(|r_{ij}| \gtrsim x) &\leq \mathbb{P}\left(\left\|\frac{1}{T^{3/4}} \mathbf{u}_i \mathbf{X}'\right\|_\infty \left\|T^{1/4}(\hat{\omega}_j - \omega_j)\right\|_1 + \left\|T^{1/4}(\hat{\phi}_i^{\mathbf{L}} - \phi_i)\right\|_1 \left\|T^{1/4}(\hat{\Sigma}_x \hat{\omega}_j - \mathbf{e}_j)\right\|_\infty \gtrsim x\right) \\ &\leq \mathbb{P}\left(\left\|\frac{1}{T} \mathbf{u}_i \mathbf{X}'\right\|_\infty \gtrsim \frac{x^{1/2}}{T^{1/4}}\right) + \mathbb{P}\left(\left\|\hat{\omega}_j - \omega_j\right\|_1 \gtrsim \frac{x^{1/2}}{T^{1/4}}\right) \\ &\quad + \mathbb{P}\left(\left\|\hat{\phi}_i^{\mathbf{L}} - \phi_i\right\|_1 \gtrsim \frac{x^{1/2}}{T^{1/4}}\right) + \mathbb{P}\left(\left\|\hat{\Sigma}_x \hat{\omega}_j - \mathbf{e}_j\right\|_\infty \gtrsim \frac{x^{1/2}}{T^{1/4}}\right).\end{aligned}$$

By Lemma 24, the last three terms are evaluated as

$$\begin{aligned}\mathbb{P}\left(\left\|\hat{\omega}_j - \omega_j\right\|_1 \gtrsim \frac{x^{1/2}}{T^{1/4}}\right) &+ \mathbb{P}\left(\left\|\hat{\phi}_i^{\mathbf{L}} - \phi_i\right\|_1 \gtrsim \frac{x^{1/2}}{T^{1/4}}\right) + \mathbb{P}\left(\left\|\hat{\Sigma}_x \hat{\omega}_j - \mathbf{e}_j\right\|_\infty \gtrsim \frac{x^{1/2}}{T^{1/4}}\right) \\ &\lesssim \mathbb{P}\left(\left\|\frac{1}{T} \mathbf{u}_i \mathbf{X}'\right\|_\infty \gtrsim \frac{x^{1/(2-2r)}}{T^{1/(4-4r)} s_\omega^{1/(1-r)} M_\omega^2}\right) + \mathbb{P}\left(\left\|\hat{\Sigma}_x - \Sigma_x\right\|_{\max} > \frac{x^{1/(2-2r)}}{T^{1/(4-4r)} s_\omega^{1/(1-r)} M_\omega^2}\right) \\ &\quad + \mathbb{P}\left(\left\|\frac{1}{T} \mathbf{u}_i \mathbf{X}'\right\|_\infty \gtrsim \frac{x^{1/2}}{T^{1/4}(s_i \vee M_\omega)}\right) + \mathbb{P}\left(\left\|\hat{\Sigma}_x - \Sigma_x\right\|_{\max} \gtrsim \frac{x^{1/2}}{T^{1/4}(s_i \vee M_\omega)}\right).\end{aligned}$$

Thus by Lemma 25, we obtain

$$\begin{aligned}\mathbb{P}(|r_{ij}| \gtrsim x) &\lesssim K^2 N^2 T^3 x \left\{ \exp\left(-\frac{x^{1/(3-3r)} T^{(1-2r)/(6-6r)}}{s_\omega^{2/(3-3r)} M_\omega^{4/3}}\right) + \exp\left(-\frac{x^{1/3} T^{1/6}}{(s_i \vee M_\omega)^{2/3}}\right) \right\}.\end{aligned}\quad (\text{A.27})$$

Combining (A.25) with (A.26) and (A.27) gives

$$\begin{aligned} \mathbb{P}(|\mathbf{T}_{ij}| \gtrsim x) &\lesssim \exp\left(-\frac{x}{2(1+1/x)}\right) + K^2 N^2 T^3 x^2 \exp\left(-\frac{x^{2/3} T^{1/3}}{M_\omega^{4/3}}\right) \\ &\quad + K^2 N^2 T^3 x \left\{ \exp\left(-\frac{x^{1/(3-3r)} T^{(1-2r)/(6-6r)}}{s_\omega^{2/(3-3r)} M_\omega^{4/3}}\right) + \exp\left(-\frac{x^{1/3} T^{1/6}}{(s_i \vee M_\omega)^{2/3}}\right) \right\} \\ &\lesssim K^2 N^2 T^3 x \left\{ \exp\left(-\frac{x^{1/(3-3r)} T^{(1-2r)/(6-6r)}}{s_\omega^{2/(3-3r)} M_\omega^{4/3}}\right) + \exp\left(-\frac{x^{1/3} T^{1/6}}{(s_i \vee M_\omega)^{2/3}}\right) \right\}. \end{aligned}$$

Under the condition, $T \geq \{(s_\omega^{4/(1-2r)} M_\omega^{8(1-r)/(1-2r)}) \vee s_i^4\} \log^{10}(N \vee T)$, the upper bound reduces to

$$\mathbb{P}(|\mathbf{T}_{ij}| \gtrsim x) \lesssim \exp(-x^{1/3} \log^{1+\varepsilon}(N \vee T) + \log x + 7 \log(N \vee T))$$

for some $\varepsilon > 0$. Taking the supremum over (N, T, K) with the assumed condition yields

$$\sup_{N, T, K} \mathbb{P}(|\mathbf{T}_{ij}| \gtrsim x) \lesssim \exp(-x^{1/3} + \log x).$$

This completes the proof. \square

E.1 Lemmas and their proofs

Lemma 20. *Any positive random sequence $\{X_n\}$ that satisfies*

$$\sup_n \mathbb{P}(X_n > x) \lesssim x^{-r} \log^s x$$

for some $r > 1$ and $s > 0$ is UI.

Proof of Lemma 20. For any $\epsilon \in (1, r)$, we have

$$\sup_n \mathbb{E}[X_n^\epsilon] = \sup_n \int_0^\infty \mathbb{P}(X_n > x^{1/\epsilon}) dx \lesssim 1 + \epsilon^{-s} \int_1^\infty x^{-r/\epsilon} \log^s x dx.$$

Since $r/\epsilon > 1$, the integral is finite. This condition implies that $\{X_n\}$ is UI; see (Billingsley, 1999, pp. 31–32). This completes the proof. \square

Lemma 21. *For any positive random sequence $\{X_n\}$, if*

$$\mathbb{P}(X_n > x) \lesssim \exp(-\delta x^\alpha + \log x)$$

holds for any $x > 0$ and some $\alpha, \delta > 0$, then $\exp(cX_n^\alpha)$ is UI for any $c \in [0, \delta)$.

Proof of Lemma 21. We have

$$\begin{aligned} \mathbb{P}(\exp(cX_n^\alpha) > x) &= \mathbb{P}(X_n > (\log x^{1/c})^{1/\alpha}) \\ &\lesssim \exp(-\delta \log x^{1/c} + \log(\log x^{1/c})^{1/\alpha}) \asymp x^{-\delta/c} \log^{1/\alpha} x. \end{aligned}$$

Since $c \in [0, \delta)$ is assumed, we have $\delta/c > 1$. Thus Lemma 20 establishes the UI of $\exp(cX_n^\alpha)$. This completes the proof. \square

Lemma 22. *For any positive random sequence $\{X_n\}$, if $\exp(cX_n^\alpha)$ is UI for given constants $c, \alpha > 0$, then X_n^p is also UI for any constant $p > 0$.*

Proof of Lemma 22. For any $x > 0$, we have $x^p \leq (2p/c)^{p/\alpha} \exp(cx^\alpha)$. Thus, for any $M > 0$, we obtain

$$\begin{aligned} & \sup_n \mathbb{E} [X_n^p 1\{X_n^p \geq M\}] \\ & \leq \sup_n \mathbb{E} \left[(2p/c)^{p/\alpha} \exp(cX_n^\alpha) 1\{(2p/c)^{p/\alpha} \exp(cX_n^\alpha) \geq M\} \right]. \end{aligned}$$

Since $(2p/c)^{p/\alpha}$ is a constant, and hence $(2p/c)^{p/\alpha} \exp(cX_n^\alpha)$ is UI by the assumption, the upper bound can be made arbitrarily small by taking large M . This establishes the UI of X_n^p . \square

Lemma 23. *For any $x > 0$, we have*

$$\mathbb{P}(|z_{ij}/m_{ij}| > x) \lesssim \exp\left(-\frac{x^2}{2(x+1)}\right) + \mathbb{P}\left(\left\|\hat{\Sigma}_x - \Sigma_x\right\|_{\max} > \omega_j x / M_\omega^2\right).$$

Proof of Lemma 23. Define

$$\begin{aligned} M_T &= z_{ij}/m_{ij} = \frac{1}{\sqrt{T}} \sum_{t=1}^T \frac{u_{it} \mathbf{x}'_t \boldsymbol{\omega}_j}{m_{ij}}, \\ \langle M \rangle_T &= \frac{1}{T} \sum_{t=1}^T \mathbb{E} \left[\frac{u_{it}^2 (\mathbf{x}'_t \boldsymbol{\omega}_j)^2}{m_{ij}^2} \mid \mathcal{F}_{t-1} \right] = \frac{\boldsymbol{\omega}'_j \hat{\Sigma}_x \boldsymbol{\omega}_j}{\boldsymbol{\omega}'_j \Sigma_x \boldsymbol{\omega}_j}. \end{aligned}$$

By (Bercu et al., 2015, Theorem 3.25) under the assumed Gaussianity of u_{it} , we have

$$\begin{aligned} \mathbb{P}(M_T > x) &\leq \mathbb{P}(M_T > x, \langle M \rangle_T \leq x+1) + \mathbb{P}(\langle M \rangle_T > x+1) \\ &\leq \exp\left(-\frac{x^2}{2(x+1)}\right) + \mathbb{P}\left(\frac{\boldsymbol{\omega}'_j \hat{\Sigma}_x \boldsymbol{\omega}_j}{\boldsymbol{\omega}'_j \Sigma_x \boldsymbol{\omega}_j} > x+1\right). \end{aligned}$$

By Hölder's inequality and $\|\boldsymbol{\omega}_j\|_1 \leq M_\omega$ in Condition 4, the second probability of this upper bound is

$$\begin{aligned} \mathbb{P}\left(\frac{\boldsymbol{\omega}'_j \hat{\Sigma}_x \boldsymbol{\omega}_j}{\boldsymbol{\omega}'_j \Sigma_x \boldsymbol{\omega}_j} > x+1\right) &= \mathbb{P}\left(\boldsymbol{\omega}'_j (\hat{\Sigma}_x - \Sigma_x) \boldsymbol{\omega}_j > \omega_j x\right) \\ &\leq \mathbb{P}\left(\left\|\hat{\Sigma}_x - \Sigma_x\right\|_{\max} > \omega_j x / M_\omega^2\right) \end{aligned}$$

This completes the proof. \square

Lemma 24. For any $\lambda > 0$, we have the following:

$$\begin{aligned}
(a) \quad & \mathbb{P} \left(\|\hat{\boldsymbol{\omega}}_j - \boldsymbol{\omega}_j\|_1 > \lambda \right) \\
& \lesssim \mathbb{P} \left(\left\| \frac{1}{T} \mathbf{u}_i \mathbf{X}' \right\|_\infty \gtrsim \frac{\lambda^{1/(1-r)}}{s_\omega^{1/(1-r)} M_\omega^2} \right) + \mathbb{P} \left(\left\| \hat{\boldsymbol{\Sigma}}_x - \boldsymbol{\Sigma}_x \right\|_{\max} > \frac{\lambda^{1/(1-r)}}{s_\omega^{1/(1-r)} M_\omega^2} \right), \\
(b) \quad & \mathbb{P} \left(\left\| \hat{\boldsymbol{\phi}}_i^L - \boldsymbol{\phi}_i \right\|_1 > \lambda \right) \\
& \lesssim \mathbb{P} \left(\left\| \frac{1}{T} \mathbf{u}_i \mathbf{X}' \right\|_\infty \gtrsim \frac{\lambda}{s_i} \right) + \mathbb{P} \left(\left\| \hat{\boldsymbol{\Sigma}}_x - \boldsymbol{\Sigma}_x \right\|_{\max} \gtrsim \frac{\lambda}{s_i} \right), \\
(c) \quad & \mathbb{P} \left(\left\| \hat{\boldsymbol{\Sigma}}_x \hat{\boldsymbol{\omega}}_j - \mathbf{e}_j \right\|_\infty > \lambda \right) \\
& \lesssim \mathbb{P} \left(\left\| \frac{1}{T} \mathbf{u}_i \mathbf{X}' \right\|_\infty \gtrsim \frac{\lambda}{M_\omega} \right) + \mathbb{P} \left(\left\| \hat{\boldsymbol{\Sigma}}_x - \boldsymbol{\Sigma}_x \right\|_{\max} \gtrsim \frac{\lambda}{M_\omega} \right).
\end{aligned}$$

Proof of Lemma 24. The proofs of (a) and (c) complete by the proof of Proposition 2. Similarly, the proof of Proposition 1 gives the proof of (b). \square

Lemma 25. For any large $y > 0$, we have the following:

$$\begin{aligned}
(a) \quad & \mathbb{P} \left(\left\| \frac{1}{T} \mathbf{u}_i \mathbf{X}' \right\|_\infty > y \right) \lesssim K N^2 T^2 y \exp(-y^{2/3} T^{1/3}), \\
(b) \quad & \mathbb{P} \left(\left\| \hat{\boldsymbol{\Sigma}}_x - \boldsymbol{\Sigma}_x \right\|_{\max} > y \right) \lesssim K^2 N^2 T^3 y^2 \exp(-y^{2/3} T^{1/3}).
\end{aligned}$$

Proof of Lemma 25. In Lemma 3, setting $\bar{c}_1 = y^{2/3} T^{1/3}$ and $r_T = yT$ yields

$$\begin{aligned}
& \mathbb{P} \left(\left\| \frac{1}{T} \mathbf{u}_i \mathbf{X}' \right\|_\infty > y \right) \\
& \lesssim K N^2 \exp(-y^{2/3} T^{1/3}) + K N^2 T^2 y \exp(-y^{2/3} T^{1/3}) + K T^{2/3} \frac{\delta^{yT} \log N}{y^{2/3}} \\
& \lesssim K N^2 T^2 y \exp(-y^{2/3} T^{1/3}),
\end{aligned}$$

where the last inequality holds for any $\delta \in (0, 1)$ as long as $y > 0$ is sufficiently large. Similarly in Lemma 4, setting $\bar{c}_2 = y^{2/3} T^{1/3}$ and $r_T = yT$ yields

$$\begin{aligned}
& \mathbb{P} \left(\left\| \hat{\boldsymbol{\Sigma}}_x - \boldsymbol{\Sigma}_x \right\|_{\max} > y \right) \\
& \lesssim K^2 N^2 T^2 y^2 \exp(-y^{2/3} T^{1/3}) + K^2 N^2 T^3 y^2 \exp(-y^{2/3} T^{1/3}) + K^2 \frac{\delta^{yT} \log N}{y^{2/3} T^{1/3}} \\
& \lesssim K^2 N^2 T^3 y^2 \exp(-y^{2/3} T^{1/3}).
\end{aligned}$$

This completes the proof. \square

F Additional Experimental Results

First, we report the results of a multiple test at $q = 0.1$ in Figure F1 to the results at $q = 0.2$ in Figure 3(d). Using the larger value of q , the overall red and blue color in Figure F1 becomes weaker than in 3(d), suggesting that all the elements tend to be selected less frequently.

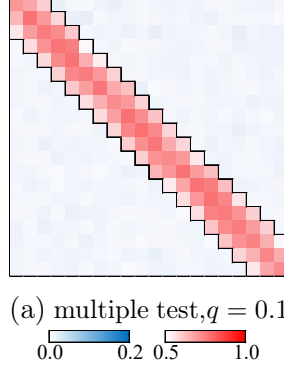


Figure F1: Heatmap of selection frequencies in Φ_1

Figure F2 shows a heatmap of Φ used for Table 1 over three different degrees of sparsity (controlled by d), given N . Figure F3 shows the Φ in the additional design. As can be seen from the cross shape, the new design differs from the first design in the following aspects: (i) more intensive clustering with fewer nodes; (ii) higher sparsity. We believe that considering these two different networks sheds light on the robustness properties of our inference method for different network structures.

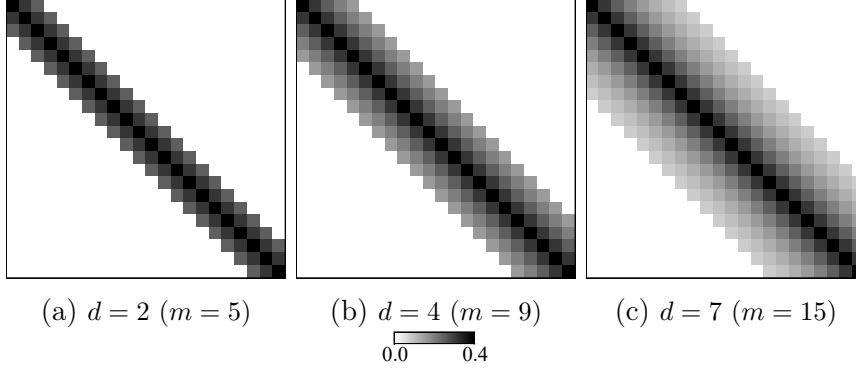


Figure F2: Heatmap of absolute value of Φ_1 , Design 1

Now we report the results with Φ_1 design 2 corresponding to Tables 1 and 2. The DGPs are identical to the ones used in Tables 1 and 2, except for Φ_1 . The results are reported in Tables F1 and F2 below. As can be seen, the results are qualitatively very similar to those in Tables 1 and 2, in the sense that the asymptotic threshold often fails to control the FDR for mixture normal errors, but the bootstrap and e-BH thresholds control much better. The e-BH has a slight loss of power compared to the bootstrap threshold due to the conservative type I error.

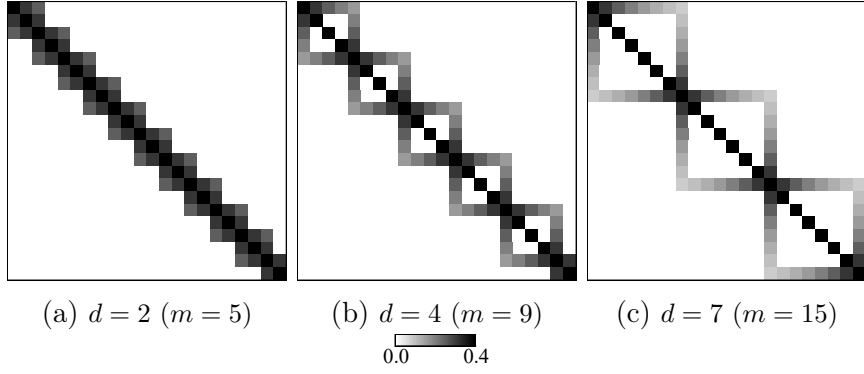


Figure F3: Heatmap of absolute value of Φ_1 , Design 2

Table F1: Directional FDR and power using asymptotic and bootstrap thresholds for $q = 0.1$, with cross-sectionally uncorrelated errors, Φ_1 Design 2

$m = 2$ ($\max s_i = 5$)									
$T = 200$						$T = 300$			
		asymptotic		bootstrap		asymptotic		bootstrap	
		dFDR	PWR	dFDR	PWR	dFDR	PWR	dFDR	PWR
Standard Normal Error									
$N = 50$		10.3	98.3	7.6	97.8	9.5	99.9	7.7	99.8
$N = 100$		11.5	96.2	7.6	95.2	10.4	99.6	7.9	99.5
$N = 200$		11.8	93.9	7.3	92.2	11.2	99.3	8.1	99.1
$N = 300$		11.0	92.0	6.3	89.2	10.6	99.0	8.2	98.8
Mixture Normal Error									
$N = 50$		13.5	95.5	7.4	93.5	11.7	99.4	7.7	99.1
$N = 100$		15.5	92.1	6.8	88.1	13.5	98.4	7.7	97.7
$N = 200$		14.3	89.4	6.4	84.8	13.7	97.7	7.5	96.7
$N = 300$		16.2	87.0	5.3	79.2	14.1	97.1	7.7	96.0
$m = 4$ ($\max s_i = 9$)									
$T = 200$						$T = 300$			
		asymptotic		bootstrap		asymptotic		bootstrap	
		dFDR	PWR	dFDR	PWR	dFDR	PWR	dFDR	PWR
Standard Normal Error									
$N = 50$		10.5	88.2	7.2	86.0	9.7	96.2	7.6	95.6
$N = 100$		11.1	83.0	7.4	80.5	10.2	93.7	7.8	92.9
$N = 200$		10.8	77.6	7.2	74.9	10.3	91.1	8.2	90.2
$N = 300$		11.5	73.0	5.8	67.7	10.4	88.6	8.1	87.6
Mixture Normal Error									
$N = 50$		14.7	83.6	7.4	77.7	12.2	93.9	7.8	92.1
$N = 100$		16.2	78.7	7.2	72.3	13.9	90.5	8.2	87.9
$N = 200$		15.8	73.8	6.5	66.1	13.7	87.8	7.9	84.8
$N = 300$		18.6	69.5	4.9	56.3	15.7	85.1	7.9	81.0
$m = 7$ ($\max s_i = 15$)									
$T = 200$						$T = 300$			
		asymptotic		bootstrap		asymptotic		bootstrap	
		dFDR	PWR	dFDR	PWR	dFDR	PWR	dFDR	PWR
Standard Normal Error									
$N = 50$		11.5	64.6	7.0	61.0	10.4	75.5	7.5	73.3
$N = 100$		11.9	61.7	7.6	58.8	10.8	72.8	8.2	71.1
$N = 200$		12.2	54.6	6.2	50.6	11.7	67.5	7.5	65.1
$N = 300$		12.3	51.0	4.7	44.9	11.0	64.0	7.6	62.0
Mixture Normal Error									
$N = 50$		19.5	62.3	2.0	44.2	15.3	72.9	8.3	68.0
$N = 100$		20.1	60.0	6.5	49.7	16.2	70.2	9.1	65.9
$N = 200$		18.7	51.9	4.2	39.0	16.3	64.1	7.2	58.6
$N = 300$		22.7	49.6	1.4	29.5	18.7	61.6	7.6	55.6

Table F2: FDR and power using e-BH thresholds for $q = 0.1$, with cross-sectionally uncorrelated errors, Φ_1 Design 2

$m = 2$ ($\max s_i = 5$)									
$f(x)$	$T = 200$				$T = 300$				
	$ x ^p$		$\exp(c x ^\alpha)$		$ x ^p$		$\exp(c x ^\alpha)$		
	FDR	PWR	FDR	PWR	FDR	PWR	FDR	PWR	
Standard Normal Error									
$N = 50$	1.9	95.2	1.3	94.1	1.4	99.4	0.9	99.1	
$N = 100$	2.2	91.4	1.5	90.0	1.7	98.7	1.1	98.3	
$N = 200$	2.0	86.6	1.4	85.0	1.6	97.8	1.1	97.4	
$N = 300$	1.3	82.1	1.1	80.4	1.2	96.9	0.9	96.4	
Mixture Normal Error									
$N = 50$	3.1	90.1	2.3	88.5	2.3	97.9	1.6	97.4	
$N = 100$	3.8	84.7	2.7	82.8	2.8	96.0	2.0	95.3	
$N = 200$	2.6	78.8	2.0	76.8	2.4	94.2	1.8	93.4	
$N = 300$	2.6	74.6	2.1	72.9	2.1	92.8	1.6	91.9	
$m = 4$ ($\max s_i = 9$)									
$f(x)$	$T = 200$				$T = 300$				
	$ x ^p$		$\exp(c x ^\alpha)$		$ x ^p$		$\exp(c x ^\alpha)$		
	FDR	PWR	FDR	PWR	FDR	PWR	FDR	PWR	
Standard Normal Error									
$N = 50$	2.1	78.3	1.4	76.0	1.6	91.2	1.1	89.9	
$N = 100$	2.0	72.2	1.4	70.1	1.6	87.5	1.1	86.0	
$N = 200$	1.4	64.4	1.0	62.4	1.3	83.3	0.9	81.6	
$N = 300$	1.3	58.3	1.0	56.7	1.1	79.0	0.8	77.5	
Mixture Normal Error									
$N = 50$	3.8	72.6	2.8	70.0	2.8	87.4	2.0	85.6	
$N = 100$	4.0	67.4	2.9	64.9	3.1	82.9	2.1	81.0	
$N = 200$	2.9	59.5	2.2	57.3	2.4	78.3	1.7	76.4	
$N = 300$	3.0	53.7	2.5	52.2	2.5	74.0	1.9	72.6	
$m = 7$ ($\max s_i = 15$)									
$f(x)$	$T = 200$				$T = 300$				
	$ x ^p$		$\exp(c x ^\alpha)$		$ x ^p$		$\exp(c x ^\alpha)$		
	FDR	PWR	FDR	PWR	FDR	PWR	FDR	PWR	
Standard Normal Error									
$N = 50$	2.1	54.0	1.5	51.9	1.7	65.7	1.1	63.4	
$N = 100$	1.9	51.5	1.3	49.6	1.7	63.1	1.1	61.2	
$N = 200$	1.5	43.4	1.1	42.2	1.5	57.6	1.1	56.2	
$N = 300$	1.1	39.1	0.9	38.5	0.9	53.2	0.7	52.4	
Mixture Normal Error									
$N = 50$	5.4	51.4	4.0	49.4	3.7	62.6	2.6	60.5	
$N = 100$	5.1	49.2	3.9	47.4	3.7	60.2	2.7	58.2	
$N = 200$	3.3	39.5	2.7	38.3	2.8	53.2	2.1	51.7	
$N = 300$	3.6	36.6	3.2	36.0	2.8	50.2	2.4	49.4	

F.1 Results with $\hat{m}_{ij} = \hat{\sigma}_i \hat{\omega}_j$

The results based on $\hat{m}_{ij} = \hat{\sigma}_i \hat{\omega}_j$ are reported in Table F3. The DGP is identical to the one used in Table 1. The results with this \hat{m}_{ij} are shown in Table F3. The e-BH result omitted. Bootstrap dFDR is virtually identical to bootstrap dFDR based on $\hat{m}_{ij} = \hat{\sigma}_i \sqrt{\hat{\omega}_j' \hat{\Sigma}_x \hat{\omega}_j}$, whilst asymptotic dFDR often becomes more conservative than bootstrap dFDR. As a result, the power is often lower than the bootstrap one. These results suggest that Procedure 2 is expected to provide stable performance regardless of the choice of \hat{m}_{ij} .

Table F3: Directional FDR and power using asymptotic and bootstrap thresholds for $q = 0.1$, with cross-sectionally uncorrelated errors, $\hat{m}_{ij} = \hat{\sigma}_i \hat{\omega}_j$

$m = 2$ ($\max s_i = 5$)									
$T = 200$						$T = 300$			
		asymptotic		bootstrap		asymptotic		bootstrap	
		dFDR	PWR	dFDR	PWR	dFDR	PWR	dFDR	PWR
Standard Normal Error									
$N = 50$		6.0	96.6	6.7	96.9	6.0	99.7	6.9	99.7
$N = 100$		6.3	92.8	6.9	93.2	6.1	99.1	7.3	99.2
$N = 200$		6.0	89.6	7.5	90.7	6.0	98.5	8.2	98.8
$N = 300$		5.7	86.7	6.7	87.4	5.5	98.0	8.5	98.4
Mixture Normal Error									
$N = 50$		6.8	92.7	5.8	92.0	6.6	98.7	6.2	98.7
$N = 100$		7.7	86.8	5.6	84.7	7.3	97.2	6.5	96.9
$N = 200$		8.5	84.2	6.7	82.5	7.7	96.3	7.7	96.3
$N = 300$		8.4	80.8	5.5	77.3	7.7	95.1	7.7	95.1
$m = 4$ ($\max s_i = 9$)									
$T = 200$						$T = 300$			
		asymptotic		bootstrap		asymptotic		bootstrap	
		dFDR	PWR	dFDR	PWR	dFDR	PWR	dFDR	PWR
Standard Normal Error									
$N = 50$		5.8	87.1	6.7	87.9	5.8	96.0	6.8	96.4
$N = 100$		5.8	81.2	8.3	83.6	5.9	93.7	8.4	94.8
$N = 200$		5.9	75.3	9.3	78.3	5.6	90.5	9.4	92.2
$N = 300$		6.1	69.3	8.5	71.7	5.6	87.3	9.7	89.5
Mixture Normal Error									
$N = 50$		6.0	82.9	5.8	82.6	5.9	93.8	6.1	94.0
$N = 100$		6.4	77.3	7.1	78.1	6.3	91.1	7.6	91.8
$N = 200$		7.2	71.6	8.2	72.6	6.8	87.2	9.0	88.5
$N = 300$		7.4	65.8	6.8	65.1	6.8	83.7	8.9	85.0
$m = 7$ ($\max s_i = 15$)									
$T = 200$						$T = 300$			
		asymptotic		bootstrap		asymptotic		bootstrap	
		dFDR	PWR	dFDR	PWR	dFDR	PWR	dFDR	PWR
Standard Normal Error									
$N = 50$		5.1	66.4	6.0	67.8	5.2	78.8	6.1	79.9
$N = 100$		5.6	58.1	8.0	61.0	5.6	72.3	8.0	74.7
$N = 200$		5.7	50.2	8.8	53.3	5.4	65.4	9.1	68.7
$N = 300$		5.8	47.1	8.8	49.8	5.2	62.6	9.8	66.2
Mixture Normal Error									
$N = 50$		5.0	63.1	4.9	62.9	4.9	76.2	5.1	76.5
$N = 100$		5.9	55.5	6.7	56.6	5.9	69.6	7.2	71.0
$N = 200$		7.5	48.2	7.5	48.0	6.6	62.8	8.1	64.3
$N = 300$		6.8	45.7	7.3	46.2	6.2	60.4	9.0	62.8

F.2 Results with cross-sectionally correlated errors, for $q = 0.10, 0.05$

We have chosen the subset of the design in Table 1, $\{m = 2, T = 200, \text{mixture normal errors}\}$, which gives the worst FDR control by the asymptotic threshold therein. The DGP is identical to that used in Tables 1 and 2, except that the errors are cross-sectionally correlated. In the design, for a given cross section unit i , the maximum number of cross-correlated errors is an integer part of $2N^{0.6}$. Note that this violates Condition 6, thus the asymptotic and bootstrap thresholds may not be asymptotically valid, while the e-BH thresholds are asymptotically valid. Specifically, the cross-correlated errors are generated as follows: $\Sigma_u = (\sigma_{ij})$ with $\sigma_{ij} = k \mathbf{1}\{|i - j| \leq \varphi\}$ with $k = \frac{i}{j}$ for $i \leq j$ and $k = \frac{j}{i}$ for $i \geq j$, and φ is an integer part of N^α . We set $\alpha = 0.6$. The results are reported in Table F4. The performance of the asymptotic and bootstrap thresholds, as well as that of the e-BH thresholds, is very similar to the case with cross-sectionally uncorrelated errors reported in Table 1. For $q = 0.05$, the comparative analysis of results from different thresholds is very similar to the results for $q = 0.10$.

Table F4: FDR and power using asymptotic, bootstrap and e-BH thresholds for $q = 0.10, 0.05$, with cross-sectionally correlated errors

$m = 2$ ($\max s_i = 5$), $T = 200$, Mixture normal, cross-correlated errors									
	asymptotic		bootstrap		$ x ^p$		$\exp(c x ^\alpha)$		
	dFDR	PWR	dFDR	PWR	FDR	PWR	FDR	PWR	
$q = 0.10$									
$N = 50$	9.6	90.1	6.5	88.0	1.9	80.0	1.4	77.3	
$N = 100$	10.2	83.9	6.5	80.6	1.9	70.6	1.3	67.2	
$N = 200$	13.2	79.0	7.9	75.0	2.1	64.7	1.6	62.1	
$N = 300$	14.5	77.0	7.4	71.6	2.1	62.1	1.6	60.2	
$q = 0.05$									
$N = 50$	5.2	86.5	2.1	76.3	1.0	74.7	0.7	71.6	
$N = 100$	5.5	79.4	2.9	74.5	0.8	63.5	0.6	60.5	
$N = 200$	7.5	74.7	3.6	68.8	0.9	57.6	0.8	56.2	
$N = 300$	8.3	72.8	3.2	64.0	0.8	54.9	0.8	54.5	

G List of Variable Names in Empirical Applications

Table G1: Full list of FRED-MD macroeconomic variables.

FREDMD ID and Variable Descriptions	
Group 1: Output and Income	
1	Real Personal Income
2	Real personal income ex transfer receipts
3	IP Index
4	IP: Final Products and Nonindustrial Supplies
5	IP: Final Products (Market Group)
6	IP: Consumer Goods
7	IP: Durable Consumer Goods
8	IP: Nondurable Consumer Goods
9	IP: Business Equipment
10	IP: Materials
11	IP: Durable Materials
12	IP: Nondurable Materials
13	IP: Manufacturing (SIC)
14	IP: Residential Utilities
15	IP: Fuels
16	Capacity Utilization: Manufacturing
Group 2: Labor Market	
17	Help-Wanted Index for United States
18	Ratio of Help Wanted/No. Unemployed
19	Civilian Labor Force
20	Civilian Employment
21	Civilian Unemployment Rate
22	Average Duration of Unemployment (Weeks)
23	Civilians Unemployed -Less Than 5 Weeks
24	Civilians Unemployed for 5-14 Weeks
25	Civilians Unemployed -15 Weeks & Over
26	Civilians Unemployed for 15-26 Weeks
27	Civilians Unemployed for 27 Weeks and Over
28	Initial Claims
29	All Employees: Total nonfarm
30	All Employees: Goods-Producing Industries
31	All Employees: Mining and Logging: Mining
32	All Employees: Construction
33	All Employees: Manufacturing
34	All Employees: Durable goods
35	All Employees: Nondurable goods
36	All Employees: Service-Providing Industries
37	All Employees: Trade
38	All Employees: Wholesale Trade
39	All Employees: Retail Trade
40	All Employees: Financial Activities
41	All Employees: Government
42	Avg Weekly Hours : Goods-Producing
43	Avg Weekly Overtime Hours : Manufacturing
44	Avg Weekly Hours : Manufacturing
45	Avg Hourly Earnings : Goods-Producing
46	Avg Hourly Earnings : Construction
47	Avg Hourly Earnings : Manufacturing
Group 3: Consumption, Orders and Inventories	
48	Real personal consumption expenditures
49	Real Manu. and Trade Industries Sales
50	Retail and Food Services Sales
51	New Orders for Consumer Goods
52	New Orders for Durable Goods
53	New Orders for Nondefense Capital Goods
54	Un.lled Orders for Durable Goods
55	Total Business Inventories
56	Total Business: Inventories to Sales Ratio
57	Consumer Sentiment Index
Group 4: Housing	
58	Housing Starts: Total New Privately Owned
59	Housing Starts Northeast
60	Housing Starts Midwest
61	Housing Starts South
62	Housing Starts West
63	New Private Housing Permits (SAAR)
64	New Private Housing Permits Northeast
65	New Private Housing Permits Midwest
66	New Private Housing Permits South
67	New Private Housing Permits West
Group 5: Interest and Exchange Rate	
68	Federal Funds Rate
69	3-Month AA Financial Commercial Paper Rate
70	3-Month Treasury Bill
71	6-Month Treasury Bill
72	1-Year Treasury Rate
73	5-Year Treasury Rate
74	10-Year Treasury Rate
75	Moody's Seasoned Aaa Corporate Bond Yield Aaa bond
76	Moody's Seasoned Baa Corporate Bond Yield Baa bond
77	3-Month Commercial Paper Minus FEDFUNDS CP-FF spread
78	3-Month Treasury C Minus FEDFUNDS 3 mo-FF spread
79	6-Month Treasury C Minus FEDFUNDS 6 mo-FF spread
80	1-Year Treasury C Minus FEDFUNDS 1 yr-FF spread
81	5-Year Treasury C Minus FEDFUNDS 5 yr-FF spread
82	10-Year Treasury C Minus FEDFUNDS 10 yr-FF spread
83	Moody's Aaa Corporate Bond Minus FEDFUNDS
84	Moody's Baa Corporate Bond Minus FEDFUNDS
85	Trade Weighted U.S. Dollar Index: Major Currencies Ex rate
86	Switzerland / U.S. Foreign Exchange Rate
87	Japan / U.S. Foreign Exchange Rate
88	U.S. / U.K. Foreign Exchange Rate
89	Canada / U.S. Foreign Exchange Rate
Group 6: Prices	
90	PPI: Finished Goods
91	PPI: Finished Consumer Goods
92	PPI: Intermediate Materials
93	PPI: Crude Materials
94	Crude Oil
95	PPI: Metals and metal products:
96	CPI : All Items
97	CPI : Apparel
98	CPI : Transportation
99	CPI : Medical Care
100	CPI : Commodities
101	CPI : Durables
102	CPI : Services
103	CPI : All Items Less Food
104	CPI : All items less shelter
105	CPI : All items less medical care
106	Personal Cons. Expend.: Chain Index
107	Personal Cons. Exp: Durable goods
108	Personal Cons. Exp: Nondurable goods
109	Personal Cons. Exp: Services
Group 7: Money and Credit	
110	M1 Money Stock
111	M2 Money Stock
112	Real M2 Money Stock
113	St. Louis Adjusted Monetary Base
114	Total Reserves of Depository Institutions
115	Reserves Of Depository Institutions
116	Commercial and Industrial Loans
117	Real Estate Loans at All Commercial Banks
118	Total Nonrevolving Credit
119	Nonrevolving consumer credit to Personal Income
120	MZM Money Stock
121	Consumer Motor Vehicle Loans Outstanding
122	Total Consumer Loans and Leases Outstanding
123	Securities in Bank Credit at All Commercial Banks
Group 8: Stock Market	
124	S&P's Common Stock Price Index: Composite
125	S&P's Common Stock Price Index: Industrials
126	S&P's Composite Common Stock: Dividend Yield
127	S&P's Composite Common Stock: Price-Earnings Ratio
128	VXO

Table G2: Full list of the Local Area Districts (LADs) for the UK regional house price

Scotland		London Area		Wales	
ID	Region Names	ID	Region Names	ID	Region Names
1	Clackmannanshire	32	City.of.London	65	Isle.of.Anglesey
2	Dumfries.and.Galloway	33	Barking.and.Dagenham	66	Gwynedd
3	East.Ayrshire	34	Barnet	67	Conwy
4	East.Loathian	35	Bexley	68	Denbighshire
5	Na.h-Eileanan.Siar	36	Brent	69	Flintshire
6	Falkirk	37	Bromley	70	Wrexham
7	Highland	38	Camden	71	Ceredigion
8	Inverclyde	39	Croydon	72	Pembrokeshire
9	Midlothian	40	Ealing	73	Carmarthenshire
10	Moray	41	Enfield	74	Swansea
11	North.Ayrshire	42	Greenwich	75	Neath.Port.Talbot
12	Orkney.Islands	43	Hackney	76	Bridgend
13	Scottish.Borders	44	Hammersmith.and.Fulham	77	Vale.of.Glamorgan
14	Shetland.Islands	45	Haringey	78	Cardiff
15	South.Ayrshire	46	Harrow	79	Rhondda.Cynon.Taf
16	South.Lanarkshire	47	Havering	80	Caerphilly
17	Stirling	48	Hillingdon	81	Blaenau.Gwent
18	Aberdeen.City	49	Hounslow	82	Torfaen
19	Aberdeenshire	50	Islington	83	Monmouthshire
20	Argyll.and.Bute	51	Kensington.and.Chelsea	84	Newport
21	City.of.Edinburgh	52	Kingston.upon.Thames	85	Powys
22	Renfrewshire	53	Lambeth	86	Merthyr.Tydfil
23	West.Dunbartonshire	54	Lewisham		
24	West.Loathian	55	Merton		
25	Angus	56	Newham		
26	Dundee.City	57	Redbridge		
27	East.Dunbartonshire	58	Richmond.upon.Thames		
28	Fife	59	Southwark		
29	Perth.and.Kinross	60	Sutton		
30	Glasgow.City	61	Tower.Hamlets		
31	North.Lanarkshire	62	Waltham.Forest		
		63	Wandsworth		
		64	Westminster		

H Additional Results of Empirical Applications

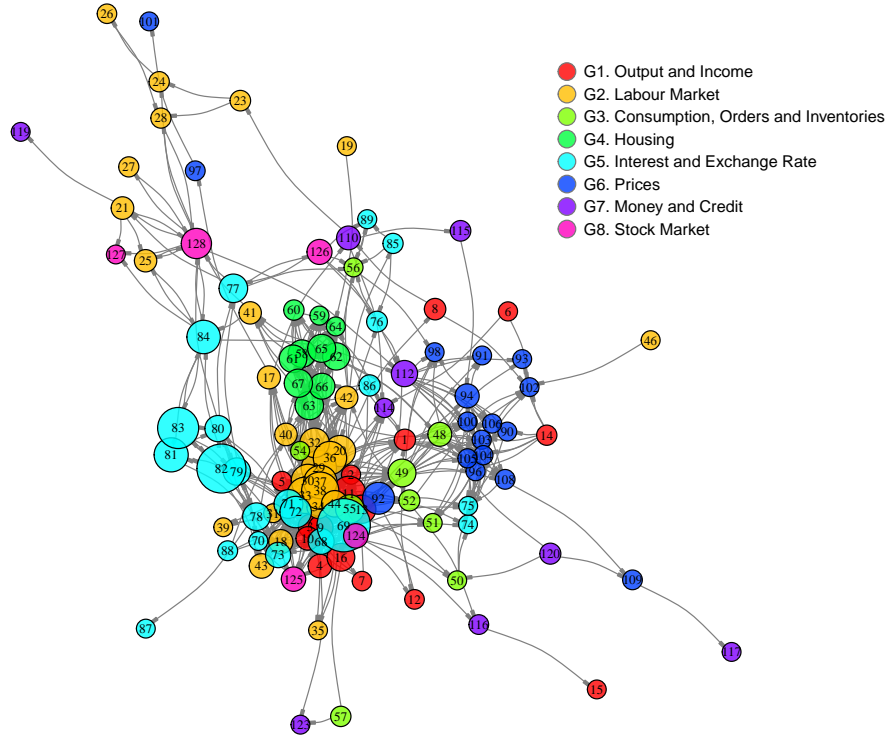


Figure H1: Dynamic network visualization: macroeconomic variables, asymptotic t_0 , $q = 0.05$

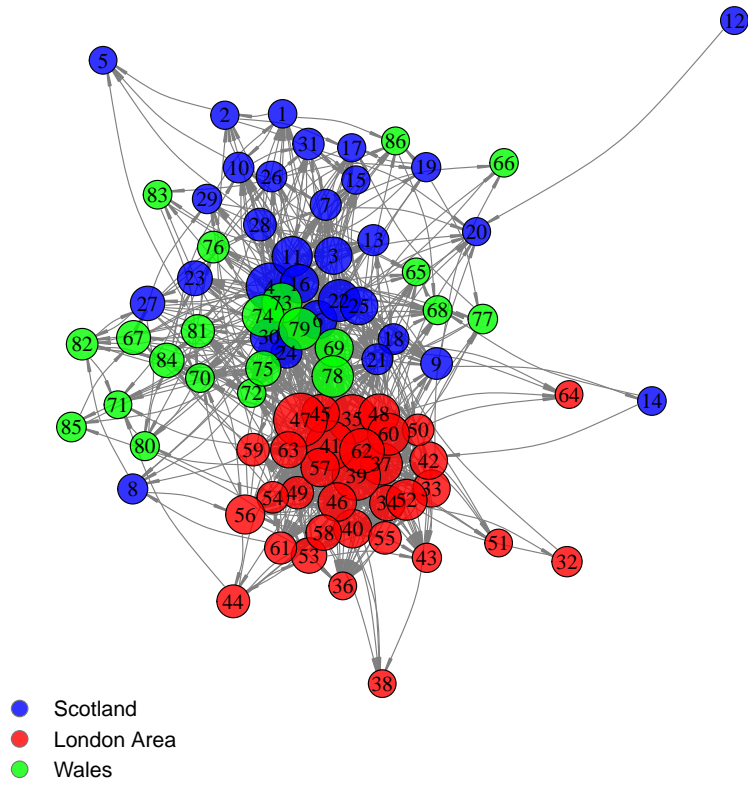


Figure H2: Dynamic network visualization: UK regional house prices, asymptotic t_0 , $q = 0.05$