

Generalized Distance Metric for Different DHT Routing Algorithms in Peer-to-Peer Networks

Rashmi Kushwaha, Shreyas Kulkarni, Yatindra Nath Singh

YRRNA Systems Lab Pvt Ltd

and

Department of Electrical Engineering

Indian Institute of Technology, Kanpur

Kanpur, India

rashmikushwaha221@gmail.com, shreyas.kulkarni29@gmail.com, ynsingh@iitk.ac.in

Abstract—We present a generalized distance metric that can be used to identify routing table entries and implement routing strategies to reach the root node for a given key, in DHT (Distributed Hash Table) networks such as Chord, Kademlia, Tapestry, and Pastry. The generalization shows that all the four DHT algorithms are in fact, the same algorithm but with different parameters in distance representation. This paper also proposes that nodes can have routing tables of varying sizes based on their memory capabilities. But Each node must have at least two entries, one for the node closest from it, and the other for the node from whom it is closest, regardless of memory capacity. With this condition, messages will still reach the correct root nodes. We also further observe that in any network, if the distance metric of the DHT is same at all the nodes, then the root node for a key will also be the same, irrespective of the size of the routing table at different nodes.

Index Terms—Distributed Hash Table, Chord, Tapestry, Pastry, Kademlia, Distance metric, Root node

I. INTRODUCTION

The development of technology has created a world where smart devices are all around us. In the client-server paradigm, all these devices need to connect to some server for retrieving or depositing the information. Consequently, the need for servers has grown rapidly. This has created numerous challenges for the client-server design, such as scalability, resilience, centralized attack, etc.. Also, the client-server paradigm allows the companies to exercise user surveillance by just snooping on the server. To handle these challenges, many researchers have started exploring peer-to-peer architectures for provisioning of all kind of services.

A Peer-to-Peer (P2P) system is a distributed architecture in which each peer acts as a client taking services from other peers as well as a server providing some service to others. In this design, there are no central servers. Any central server is a single point of failure, and will also has scaling limitations. Making them more reliable with huge capacity, increases the cost. Thus, peer-to-peer architecture also saves a lot of expenditure incurred on servers to improve scalability. There are many other benefits of peer-to-peer networks, such as data redundancy, pseudonymity, and massive scalability, but it all depends on the efficient method to find the needed data within the network. This led to a large number of studies investigating distributed data indexing [9].

Initially, peer-to-peer systems were built with centralized indexing servers, in which data search requests are handled by these servers and the actual resource sharing used to happen directly between peers. But again, server scalability was a bottleneck. Further, any impact on the server resulted in the impact on the whole network. One such example was Napster [1].

At the same time, completely distributed, unstructured P2P network architectures like Gnutella [2] and Freenet [3] have also evolved. The management of content was unrelated to a peer. The flooding of requests was the only option to search for any data. There is no guarantee that one will find the resource even if it exists somewhere in the network. In terms of performance, these were inefficient.

To be more efficient and to guarantee the discovery of a resource if it exists, structured P2P network architectures based on DHT had evolved. DHT essentially employs the idea of consistent hashing. Each node is assigned a random nodeID of same size as hash of keys to be used for indexing. A distance metric is defined between any two points in the nodeID space. Each $\langle key, value \rangle$ pair corresponds to a point identified by $hash(key)$ in nodeID space. The node closest to this point is responsible for storing $\langle key, value \rangle$ pair.

Consistent hashing allows users to be added and removed in any arbitrary order. Consistent hashing only needs a small change when a peer joins or leaves the network. When a node leaves, the key-value pairs stored with it, are redistributed to other nodes. When a new node joins the network, it takes over the responsibility of certain $\langle key, value \rangle$ pairs from the other neighbouring nodes. Due to uniform distribution of nodes in the node-ID space and use of cryptographic hashing, load balancing is achieved for $\langle key, value \rangle$ storage. Consistent hashing also takes care of churn as only a smaller number of entries are to be relocated. Churn means frequent exit and entry of nodes from and into the network respectively.

DHTs are used in peer-to-peer (P2P) networks to provide decentralized and self-organizing services such as file sharing, distributed file storage, and distributed data management.

In a Distributed Hash Table (DHT), every content is stored at a node peer based on the hash of the search key of the content. Each peer is responsible for all the contents whose

keys' hash values are closest to its nodeID. Thus, the notion of distance between nodeID and the hash value (hashID) of keys need to be defined.

The most prominent DHT algorithms are Chord [4], Tapestry [5], Pastry [6], and Kademlia [7]. Each one of them is defined differently, with a distance metric, a way of maintaining pointers to other nodes in the DHT network (called routing tables/finger tables/leafset/neighbour tables). If we look closely, we can see that all the four algorithms—chord [4], tapestry [5], kademlia [7], and pastry [6]—can be described by a generalized distance metric. It means that all four are not different algorithms, but rather the result of changing some parameters in a single algorithm.

The contributions of this paper are as follows.

- We present a generalized formula for distance metric, which can be considered an all-in-one formula to represent different DHT algorithms. Many studies have been done on comparative performance, but no study states a single generalized formula.
- We also propose that there can be varying sizes of routing tables at different nodes in the same network and still the uniqueness of root node is maintained.

The structure of the paper is as follows. Section II presents the related work. Section III presents the generalized formula and how it represents different DHT algorithms. Sections IV presents examples to illustrate the applicability of generalized formula, and section V focuses on study of routing table size vs numbers of hops to reach destination. Finally we conclude the study

II. RELATED WORK

A. Different DHT algorithms

A distributed hash table (DHT) is a distributed system that provides a lookup service similar to a hash tables. Key-value pairs are stored in the DHT, and any participating node can efficiently store or retrieve the value associated with a given key. Research in this field has concentrated on creating hashing algorithms that effectively distribute load, reduce the number of hops needed to find a piece of data, and also let go of the requirement that each node be aware of every other node.

In the research literature, a number of well-known DHTs have been proposed and used in P2P networks.

Chord [4] is a distributed lookup protocol that makes use of finger tables to locate the root node of a given key. The efficiency provided by the Chord protocol for locating the root node is $O(\log N)$, where N is the number of nodes in a steady-state system.

The routing in Tapestry [5] is based on a hierarchical structure called a "routing table," which is similar to a prefix-based routing table in IP networks. Each node maintains a routing table that maps a prefix of a nodeID to a set of nodes. The matching prefix length of each entry in the routing table increases as the distance between the node and the destination node decreases.

Pastry [6] is similar to Chord, but with some key differences. Pastry routes information to the numerically closest nodeID

while in chord, it routed to closest nodeID larger than or equal to hashID in cyclic sense. Pastry uses almost similar routing table as Tapestry, but also use a leafset table which contain $k/2$ successor and $k/2$ predecessor nodes. Network locality is taken into account in pastry while choosing one of the many options for routing table entry. The routing process starts at the requesting node, and at each hop, the leaf set and routing table are consulted to determine the next hop. When the destination node is reached, the data is either stored or retrieved. It is considered to be more efficient than Chord in terms of network traffic and message complexity.

Kademlia [7] uses a hierarchical structure to organize nodes, and it uses an XOR-based distance metric to determine the proximity of nodes to a given key to decide which node is closer. Since XOR is symmetric, Kademlia nodes can get lookup requests from the same mix of nodes that are in their routing tables if criteria to choose from multiple option for an entry is also smaller XOR distance.

These are the most well-known DHTs, but there are other DHTs also that have been proposed and implemented in P2P networks. Each DHT has its own strengths and weaknesses, and the choice of DHT to use in a particular application depends on the specific requirements of the application. For example, Accordion [8], a DHT protocol proposed by Li, balances the need for low lookup hop-count and low timeout probability by bounding its overhead traffic to a user-specified bandwidth budget and selecting a routing table size that optimizes lookup latency.

III. GENERALIZED DISTANCE METRIC FORMULA

A generalized equation that can be used to define distance which is used to decide routing table entries to reach the root node for a given key, in DHT networks such as Chord, Kademlia, Tapestry, and Pastry can be represented as

$$D = \sum_{i=0}^{k-1} \{ (r_i - h_i + 2^d) \bmod 2^d \} \times 2^{d \times (i)} \quad (1)$$

Here, nodeID and hashID (hash of keys) are represented by

$$R = r_{k-1}r_{k-2} \dots r_0$$

and

$$H = h_{k-1}h_{k-2} \dots h_0,$$

respectively. Here r_i and h_i are 2^d -ary digits, and each of them can be represented by d -bits. k is the number of digits in the nodeIDs and hashIDs.

Any key-value pair will be stored at a node whose nodeID is equal to or closest to the hashID. This node is called as the root node for the hashID.

$$\min_R D(R, H), \text{ then } R \text{ is the root node of } H$$

In chord and pastry, nodeID and hashID are considered as one single digit with the base of maximum possible value (for a 4 bit system, the max possible value is $15+1=16$). Thus, all

the bits in H and R are used for digits. The distance metric in Eqn(1) becomes

$$D = (R - H + 2^d) \bmod 2^d \quad (2)$$

In Eqn(1), i can only take value 0 and d is the number of bits in nodeID and hashID. This is used in chord. As maximum value of R and H is

$$(2^d - 1) = H_{max}$$

we can write the distance in Eqn(2) as;

$$D = (R - H + H_{max} + 1) \bmod (H_{max} + 1) \quad (3)$$

For Pastry,

$$\min \left(\{(R - H + 2^d) \bmod 2^d\}, \{(H - R + 2^d) \bmod 2^d\} \right),$$

is used.

In Kademlia, single bit per digit ($d = 1$) is used, thus the distance metric in Eqn(1) becomes;

$$D = \sum_{i=0}^{k-1} \{(r_i - h_i + 2) \bmod 2\} \times 2^i \quad (4)$$

$\{(r_i - h_i + 2) \bmod 2\}$ for bits r_i and h_i is equal to $(r_i \oplus h_i)$, thus D is also XOR distance.

For Tapestry, the digit size can be changed depending on the tapestry specification chosen by the implementers. Commonly used digit sizes are either 3-bits or 4-bits per digit. So, for 4-bits per digit ($d = 4$), we can represent the distance in Eqn(1) as

$$D = \sum_{i=0}^{k-1} \{(r_i - h_i + 2^4) \bmod 2^4\} \times 2^{4 \times (i)} \quad (5)$$

In all the above algorithms, the nodeID space is partitioned logarithmically to create a routing table. So, each node will have pointers to a node representing half, one fourth, one eighth partition of nodeID space. In general, each node can have $\{(2^d - 1) * k\}$ entries in its routing tables for Pastry, Tapestry and Kademlia.

A special case arises when $d = \text{number of bits in node ID}$. Now Tapestry routing table will have single column and entries for the nodes other than current node will exist. They form a ring and routing tables like a finger table with all nodes in it. If we form logarithmic partition relative to current node in the column and at least one predecessor and successor is maintained, the Tapestry will reduce to chord.

We can extend this logic to Tapestry with $d = 4$. In each column, we can organise nodes as finger table formed by the nibble corresponding to column. So, Kademlia, Tapestry and Chord represent same algorithm with Kademlia and Chord being two extreme.

In general, a node with nodeID C in chord will have root node of

$$\{(C + 2^{mi}) \bmod 2^k\} \text{ for } 0 \leq i \leq k - 1 \quad (6)$$

as one of the entries in finger table. Thus $\lceil \log_{2^m} (2^k) \rceil$ entries will be there in the finger table. Additionally, immediate suc-

ceeding and preceding neighbors also need to be maintained by each node. This neighbor table is called a leafset. All hashIDs greater than preceding nodeID and less than equal to current nodeID are the responsibility of the current node.

In Pastry also, leafsets are maintained by all the nodes, but the routing tables are maintained as a matrix of size $\{k * (2^d - 1)\}$. Each cell in row i , and column j will contain one of the nodes with nodeID which have $s_{k-i} = j$, ($1 \leq i \leq k$).

$s_{k-1}, s_{k-2}, \dots, s_{k-i+1}$ will be same as for the current node. The cell corresponding to the s_{k-i} digit of the current node will contain the current nodeID. Each node will transfer a query for root node of hashID H to a node with longest matching nodeID in the current node's routing table. When a longer match is no longer found, then leafset is used for forwarding to a node closer to the root node. The root node search terminates when current node finds itself to be the root node using its leafset.

In Kademlia, again similar routing table is maintained, but now matrix size is $\{(\log_2 N - 1) \times 1\}$. Also, there is no leafset. The cell $(i, 1)$ will contain nodeID such that $s_{k-1}, s_{k-2}, \dots, s_{k-i+1}$ bits will be the same as in the current node's nodeID. The s_{k-i} bit in the routing table entry will be opposite of the s_{k-i} bit of current node's nodeID. All other bit's i.e., s_{k-i-1}, \dots, s_0 , can take any value. This selection can be done to minimize RTT, geographical distance or Xor distance.

In Tapestry, the routing table is similar to what is used in Pastry, and there are no leafset tables. There are $(2^d - 1)$ rows and $(\log_2 N)/d = k$ columns. A column i contains entry of nodes which have $s_{k-1}, s_{k-2}, \dots, s_{k-i+1}$ digits which are same as current node, s_{k-i} must be different than what is in the current node's nodeID, and hence $(2^d - 1)$ possible entries are kept in the column.

Every node simply forwards a query for a hashID to the entry in its routing table, which has the least distance from hashID as per the distance metric. If the current node's nodeID is having least distance, then, the current node will be the root node, and it should do the needful to find the $\langle \text{key} - \text{value} \rangle$ pair and send it to the querying node or to publish it in index depending on message type.

IV. EXAMPLES

Consider, a network with 16 bit nodeIDs. Let the current node be **03A6**. We need to route the query with hashID **4EFA** to its root node. Let us assume that nodes present in the system are **0156, 0359, 0379, 03A6, 03A9, 03AF, 04A5, 25AB, 456B, 4ABC, 4E56, 4EAB, 4ECD, 4EF7, 4EFB, 4EFC, 4EFD, and 6754**.

- 1) **Tapestry**: Consider a 4-digit hexadecimal nodeID (4-bits per digit). When we put $d = 4$ in generalized distance metric formula (Eqn(1)), we have distance metric as given in Eqn(5) as,

$$D = \sum_{i=0}^{k-1} \{(r_i - h_i + 2^4) \bmod 2^4\} \times 2^{4 \times (i)}$$

Each node will have a routing table size of $\{(2^d - 1) \text{ rows} * k \text{ columns}\}$. Here it will be $\{15 \text{ rows} * 4 \text{ columns}\}$. Figure 1, shows routing entries of nodeID 03A6. For hashID 4EFA, 456B is the highest matching prefix. So, it will forward the query to 456B.

Table I shows routing Table of 03A6 in Tapestry. Similarly, Table II III IV shows routing table of 456B, 4EAB and 4EFC respectively. Figure 2 shows, how query will be forwarded based on matching the prefix of nodeID in Tapestry. In the figure 3, node 4EFC has two corresponding nodes to 4EFA in L4, but from the distance metric of the tapestry, the root node of 4EFA will be 4EFB.

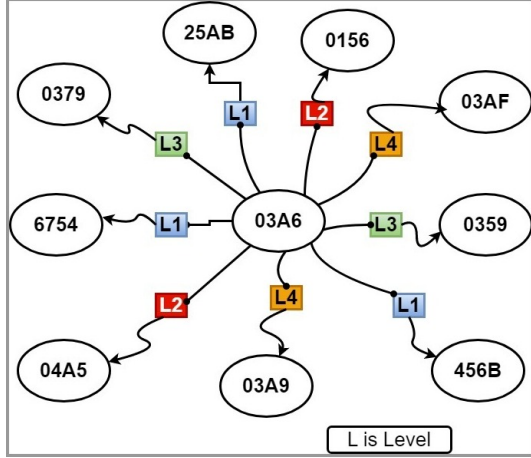


Fig. 1: Routing entries of 03A6 in Tapestry/Pastry Network. Higher level shows higher matching of digits

TABLE I: Routing Table of 03A6 in Tapestry Network

L1	L2	L3	L4
25AB	04A5	0359	03A9
456B	0156	0379	03AF
6754			

TABLE II: Routing Table of 456B in Tapestry Network

L1	L2	L3	L4
6754	4EAB		
03A6			
25AB			

TABLE III: Routing Table of 4EAB in Tapestry Network

L1	L2	L3	L4
6754	456B	4ECD	
0359	4ABC	4EFC	
25AB		4E56	

- 2) **Kademlia**: When we put $d = 1$ in generalized formula of Eqn(1), we have 16-bit nodeId (1-bit per digit) and we have distance metric given in Eqn(4).

TABLE IV: Routing Table of 4EFC in Tapestry Network

L1	L2	L3	L4
6754	456B	4E56	4EFD
03A9	4ABC	4EAB	4EF7
25AB		4ECD	4EFB

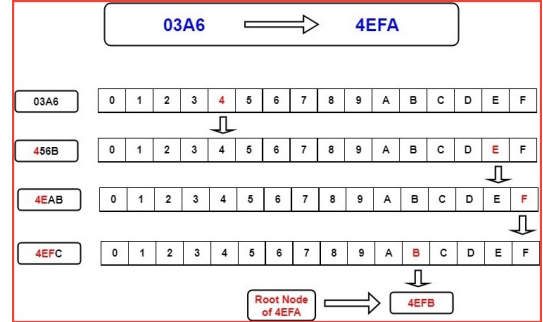


Fig. 2: Routing is done with the matching prefix increasingly

Here, one can observe that

$$\sum_{i=0}^{k-1} \{(r_i - h_i + 2) \bmod 2\} \times 2^i$$

is same as $\sum_{i=0}^{k-1} \{r_i \oplus h_i\} \times 2^i$, because $((r_i - h_i + 2) \bmod 2)$ is just another representation of XOR. For the same set of node, we now represent all nodeIDs as binary numbers.

Self nodeId: **03A6: 0000 0011 1010 0110**. We again find the Root node of hashID **4EFA: 0100 1110 1111 1010**. Table V shows nodes present in the system. We have represented nodeIDs in form of binary number. Each node will have a routing table of size $(2^d - 1)$ rows * k columns. Here it will be 1 rows * 16 columns.

TABLE V: Nodes present in Kademlia

0156	0000 0001 0101 0110
0359	0000 0011 0101 1001
0379	0000 0011 0111 1001
03A6	0000 0011 1010 0110
03A9	0000 0011 1010 1001
03AF	0000 0011 1010 1111
04A5	0000 0100 1010 0101
25AB	0010 0101 1010 1011
456B	0100 0101 0110 1011
4ABC	0100 1010 1011 1100
4E56	0100 1110 0101 0110
4EAB	0100 1110 1010 1011
4ECD	0100 1110 1100 1101
4EF7	0100 1110 1111 0111
4EFB	0100 1110 1111 1011
4EFC	0100 1110 1111 1100
4EFD	0100 1110 1111 1101
6754	0110 0111 0101 0100

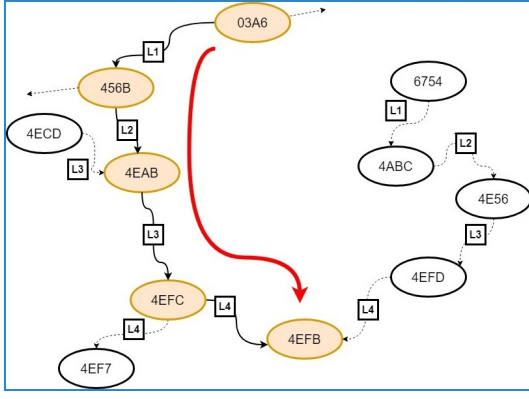


Fig. 3: Route to find the root node of 4EFA from 0326 in Tapestry

TABLE VI: Routing Table of 03A6 in Kademlia Network

i	NodeID
1	-
2	456B
3	25AB
4	-
5	-
6	04A5
7	0156
8	-
9	0379
10	-
11	-
12	-
13	03AF
14	-
15	-
16	-

Table VI shows routing Table of **03A6: 0000 0011 1010 0110**. In this table, columns and rows are interchanged with rows. Here, we have 16 rows and 1 column. Each row i represents $(i-1)$ MSB bits matching with the self nodeID and ith MSB will be opposite of ith MSB of current node. All other bits can take any value. If there are more than one nodes which can be place at an entry in routing table, then it will calculate XOR distance and use the entry with least distance with current node. Empty row represents that there are no nodes matching the corresponding pattern.

For example in row 9, there are two nodeIDs with similar numbers of bits matching: 0359 and 0379, but the xor distance of 0379 is less than that of 0359, hence that is used.

03A6 will hand over the query to 456B. Similarly, according to their respective routing tables, 456B will pass it to 4E56, 4E56 to 4ECD, 4ECD to 4EFD, and 4EFD to 4EFB. 4EFB is the root node.

Routing Table	
i	NodeID
1	-
2	04A5
3	6754
4	-
5	4E56
6	-
7	-
8	-
9	-
10	-
11	-
12	-
13	-
14	-
15	-
16	-

(a)

Routing Table	
i	NodeID
1	-
2	04A5
3	6754
4	-
5	456B
6	4ABC
7	-
8	-
9	4ECD
10	-
11	-
12	-
13	-
14	-
15	-
16	-

(b)

TABLE VII: Routing Table of 456B and 4E56 in Kademlia Network respectively

Routing Table	
i	NodeID
1	-
2	04A5
3	6754
4	-
5	456B
6	4ABC
7	-
8	-
9	4E56
10	4EAB
11	4EFD
12	-
13	-
14	-
15	-
16	-

(a)

Routing Table	
i	NodeID
1	-
2	04A5
3	6754
4	-
5	456B
6	4ABC
7	-
8	-
9	4E56
10	4EAB
11	4ECD
12	-
13	4EF7
14	4EFB
15	-
16	4EFC

(b)

TABLE VIII: Routing Table of 4ECD and 4EFD in Kademlia Network

- 3) **Chord:** The nodeID and hashID will be considered as one single digit with the base of the maximum possible value (for a 16-bit system, the maximum possible value is $65535+1 = 65536$). We have a metric for distance described in Eqn(2) as,

$$D = (R - H + 2^d) \bmod 2^d$$

Each node with nodeID C will have a root node of

$$\{(C + 2^{mi}) \bmod 2^k\} \text{ for } 0 \leq i \leq k - 1$$

in the finger table. Thus, the routing table will have $\{\log_{2^m}(2^k)\}$ entries. Additionally, the immediate successor and predecessor nodes are also maintained as leaf sets.

Consider, $m=2$, $k=16$. So, each node will have $\{\log_{2^2}(2^{16})\} = 8$ entries in their routing table and 1 successor and 1 predecessor in their leaf set. Nodes present in chord network can be represented as shown in fig 4. Nodes are arranged in ascending order forming a ring structure.

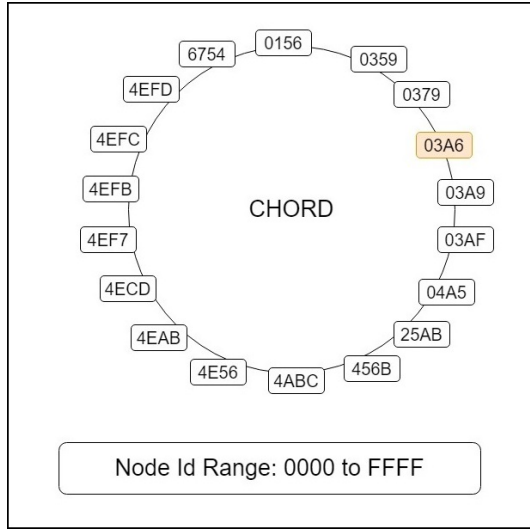


Fig. 4: Nodes present in chord network

For NodeID **03A6**, finger table entries are calculated as,

$$\text{Root} \{(03A6 + 2^{2i}) \bmod 2^k\} \text{ for } 0 \leq i \leq k - 1.$$

Table XI shows routing table and leafset for this node. From this finger table, 03A6 will hand over query 4EFA to node 456B.

Routing Table	
i	NodeID
0	03A9
1	03AF
2	04A5
3	04A5
4	25AB
5	25AB
6	25AB
7	456B

Leafset	
Predecessor(P)	0379
Successor(S)	03A9

TABLE IX: Routing Table and Leafset of 03A6 in Chord Network

Routing Table	
i	NodeID
0	4ABC
1	4ABC
2	4ABC
3	4ABC
4	4ABC
5	4ABC
6	6754
7	0156

Leafset	
Predecessor(P)	25AB
Successor(S)	4ABC

TABLE X: Routing Table and Leafset of 456B in Chord Network

Routing Table	
i	NodeID
0	4E56
1	4E56
2	4E56
3	4E56
4	4E56
5	4ECD
6	6754
7	0156

Leafset	
Predecessor(P)	456B
Successor(S)	4E56

TABLE XI: Routing Table and Leafset of 4ABC in Chord Network

Table XII shows routing table and leafset of 456B. Using routing table 456B will pass the query to 4ABC. 4ABC will handover to 4ECD. 4ECD to 4EF7 and 4EF7 will handover to 4EFB. 4EFB is the root node.

- 4) **Pastry**: The nodeID and hashID will be considered as one single digit. We have a similar metric for distance as that of a chord from Eqn(2);

$$\min(\{(R - H + 2^d) \bmod 2^d\}, \{(H - R + 2^d) \bmod 2^d\})$$

If for two nodes, this value is same then node with cyclically lower value is used as root node. Consider 4-digit hexadecimal nodeIDs. Each node will have a routing table size of 15 rows * 4 columns along with leaf set of $k/2 = 2$ predecessors and $k/2 = 2$ successors, assuming $k = 4$ ($k = 2m, m \geq 1$).

When a query for hashID is received by a node, it will try to find longest prefix match in the routing table. If there are more than one match, it will choose the numerically closer node as the next hop. If the current node is the longest prefix match and is also numerically closest among all options of longest prefix match, the node will use leafset to forward the query to numerically closest node or the lower node if two nodes are numerically closest to hashID.

NodeID 03A6 will have routing table as shown in figure 1 and leaf set as 0359, 0379 as P, and 03A9, 03AF as S. Table XIII shows routing table of 03A6.

Routing Table	
i	NodeID
0	4EF7
1	4EF7
2	4EF7
3	6754
4	6754
5	6754
6	6754
7	0156

Leafset	
Predecessor(P)	4EAB
Successor(S)	4EF7

TABLE XII: Routing Table and Leafset of 4ECD in Chord Network

03A6 will begin searching first in the routing table by prefix. 456B is the node in the routing table of 03A6, which has the longest prefix matching. So, it will transfer the query to 456B.

Node 456B will hand it over to 4EAB, and 4EAB will transfer to 4EFC. 4EFC will transfer the query to 4EFB which is finally the root node.

TABLE XIII: Routing Table of 03A6 in Pastry Network

0	03A6			
1		0156		
2	25AB			
3		03A6		
4	456B	04A5		
5			0359	
6	6754			03A6
7			0379	
8				
9				03A9
A			03A6	
B				
C				
D				
E				
F				03AF

V. DIFFERENT ROUTING TABLE SIZES

In any peer-to-peer system, the same distance metric for DHT should be used by all the nodes, i.e, the root node for a key will be the same in view of all the nodes. However, users can have different routing table sizes depending on their memory capacity.

$$\text{Memory capacity} \propto \text{Size of Routing Table.}$$

But there will be a trade-off between size of routing table and number of hop counts to reach the root node.

$$\text{Size of Routing Table} \propto (1/\text{number of hops}).$$

As the number of nodes in the network grows, the routing table entries increase, allowing for more efficient routing of

messages. At the same time, the average number of hop count decreases, as the network becomes more connected and the distances between nodes decrease. In general, as the network becomes larger, the number of routing table entries increase, while the number of hop counts decrease.

Consider a network, in which Tapestry is implemented to find out the root node for a key. Suppose in a system, we have a 40 bit hexadecimal nodeID (160 bit nodeID). The maximum size of a routing table is $15 * 40$ and the minimum size is $2 * 40$. Maximum routing table size has 600 entries and minimum routing table size has 80 entries. Peers can have different routing table with varying number of rows ranging from 2 to 15 i.e size of routing table is $(X * 40)$ where the value of X lies between 2 and 15.

The hop count in Tapestry is proportional to the logarithm of the size of the network. The number of columns in the routing table determines the size of the routing table, which in turn affects the hop count for routing messages in the network.

VI. CONCLUSION

We presented a generalised formula for distance metric that expresses a variety of algorithms, including chord, pastry, tapestry, and kademlia. This study also suggests that the number of hops and memory capacity are contradicting objectives. Users can select one over the other.

REFERENCES

- [1] Napster, "Peer-to-peer music focused online services," [Available Online] <http://www.us.napster.com>.
- [2] Gnutella, "Gnutella protocol specification," [Available Online] <https://www.rfc-gnutella.sourceforge.net/index.html>.
- [3] Freenet, "Peer-to-peer platform for communication and publication," [Available Online] <https://freenetproject.org/index.html>.
- [4] Stoica, Ion, Robert Morris, David Liben-Nowell, David R. Karger, M. Frans Kaashoek, Frank Dabek, and Hari Balakrishnan. "Chord: a scalable peer-to-peer lookup protocol for internet applications." *IEEE/ACM Transactions on networking* 11, no. 1 (2003): 17-32.
- [5] Zhao, Ben Y., Ling Huang, Jeremy Stribling, Sean C. Rhea, Anthony D. Joseph, and John D. Kubiatowicz. "Tapestry: A resilient global-scale overlay for service deployment." *IEEE Journal on selected areas in communications* 22, no. 1 (2004): 41-53.
- [6] Rowstron, Antony, and Peter Druschel. "Pastry: Scalable, decentralized object location, and routing for large-scale peer-to-peer systems." In *Middleware 2001: IFIP/ACM International Conference on Distributed Systems Platforms Heidelberg, Germany, November 12-16, 2001 Proceedings* 2, pp. 329-350. Springer Berlin Heidelberg, 2001.
- [7] Maymounkov, Petar, and David Mazieres. "Kademlia: A peer-to-peer information system based on the xor metric." In *Peer-to-Peer Systems: First International Workshop, IPTPS 2002 Cambridge, MA, USA, March 7-8, 2002 Revised Papers*, pp. 53-65. Berlin, Heidelberg: Springer Berlin Heidelberg, 2002.
- [8] Li, Jinyang. "Routing tradeoffs in dynamic peer-to-peer networks." PhD diss., Massachusetts Institute of Technology, 2005.
- [9] J. Risson and T. Moors, "Survey of research towards robust peer-to-peer networks: Search methods," *Comput. Netw.*, vol. 50, no. 17, pp. 3485-3521, 2006.