

---

# Towards Better Dynamic Graph Learning: New Architecture and Unified Library

---

Le Yu, Leilei Sun, Bowen Du, Weifeng Lv  
School of Computer Science and Engineering  
State Key Laboratory of Software Development Environment  
Beihang University  
{yule,leileisun,dubowen,lwf}@buaa.edu.cn

## Abstract

We propose DyGFormer, a new Transformer-based architecture for dynamic graph learning that solely learns from the sequences of nodes' historical first-hop interactions. DyGFormer incorporates two distinct designs: (i) a neighbor co-occurrence encoding scheme that explores the correlations of the source node and destination node based on their sequences; (ii) a patching technique that divides each sequence into multiple patches and feeds them to Transformer, allowing the model to effectively and efficiently benefit from longer histories. We also introduce DyGLib, a unified library with standard training pipelines, extensible coding interfaces, and comprehensive evaluating protocols to promote reproducible, scalable, and credible dynamic graph learning research. By performing extensive experiments on thirteen datasets from various domains for transductive/inductive dynamic link prediction and dynamic node classification tasks, we observe that: (i) DyGFormer achieves state-of-the-art performance on most of the datasets, demonstrating the effectiveness of capturing nodes' correlations and long-term temporal dependencies; (ii) the results of baselines vary across different datasets and some findings are inconsistent with previous reports, which may be caused by their diverse pipelines and problematic implementations. We hope our work can provide new insights and facilitate the development of the dynamic graph learning field. All the resources including datasets, data loaders, algorithms, and executing scripts are publicly available at <https://github.com/yule-BUAA/DyGLib>.

## 1 Introduction

Dynamic graphs denote entities as nodes and represent their interactions as edges with timestamps [25], which are pervasive in a variety of real-world scenarios such as social networks [27, 49, 2], user-item interaction systems [30, 15, 68, 69, 67], traffic networks [65, 61, 19, 4, 66], and physical systems [23, 46, 42]. In recent years, representation learning on dynamic graphs has attracted the wide attention of many scholars [25, 48, 63]. Existing methods can be roughly divided into two categories: discrete-time methods [38, 17, 47, 11, 64] and continuous-time methods [27, 53, 62, 44, 35, 9, 55, 58, 57, 24, 34, 12]. In this paper, we focus on the latter approaches because they can offer better flexibility and performance than the formers and are being increasingly investigated.

Despite the rapid development of dynamic graph learning methods, they still suffer from two limitations. On the one hand, most of the previous methods independently learn the temporal representations of nodes in an interaction without exploiting their correlations, which are often indicative of future interactions. Moreover, existing methods follow the interaction-level learning paradigm and only work for nodes with fewer interactions. When nodes have longer histories, they rely on sampling strategies to truncate the interactions for feasible calculations of the computationally

expensive modules such as graph convolutions [53, 62, 44, 35, 9, 57], temporal random walks [58, 24] and sequential models [55, 12]. Even if some approaches utilize memory networks [59, 51] to sequentially process interactions with affordable computational costs [27, 53, 44, 35, 57, 34], they are usually troubled with the staleness problem [25] or vanishing/exploding gradient issues due to the usage of recurrent neural networks [39, 55]. Therefore, we conclude that *previous methods lack the ability in capturing either the correlations between nodes or long-term temporal dependencies*.

On the other hand, the training pipelines of different methods are inconsistent and lead to poor reproducibility. Moreover, existing methods are implemented by diverse frameworks (e.g., Pytorch [40], Tensorflow [1], DGL [56], PyG [16], C++), making it time-consuming and difficult for researchers to quickly understand the algorithms and further dive into the core of dynamic graph learning. Although there exist some libraries for dynamic graph learning [18, 45, 71], they mainly focus on dynamic network embedding methods [18], discrete-time graph learning methods [45], or engineering techniques for training on large-scale dynamic graphs [71] (elaborated in Section 2). Currently, we find that *there are still no standard tools for continuous-time dynamic graph learning*.

In this paper, we aim to address the above drawbacks for better learning on dynamic graphs. We have the following two key technical contributions.

**We propose a new Transformer-based dynamic graph learning architecture (DyGFormer).** DyGFormer is conceptually simple and only needs to learn from the sequences of nodes' historical first-hop interactions. To be specific, DyGFormer is equipped with a neighbor co-occurrence encoding scheme, which encodes the appearing frequencies of each neighbor in the sequences of the source node and destination node, and can explicitly explore the correlations between two nodes. Instead of learning at the interaction level, DyGFormer splits each source/destination node's sequence into multiple patches and feeds them to Transformer [54]. The patching technique allows DyGFormer to capture long-term temporal dependencies since it can not only make DyGFormer effectively benefit from longer histories by preserving the local temporal proximities, but also efficiently reduce the computational complexity to a constant level that is irrelevant to the input sequence length.

**We present a unified continuous-time dynamic graph learning library (DyGLib).** DyGLib is an open-source toolkit with standard training pipelines, extensible coding interfaces, and comprehensive evaluating strategies, aiming to foster standard, scalable, and reproducible dynamic graph learning research. DyGLib is implemented by PyTorch and has integrated thirteen datasets from various domains as well as nine continuous-time dynamic graph learning methods (including DyGFormer). DyGLib trains all the methods via the same pipeline to eliminate the influence of different implementations of previous methods. It also adopts a modularized design for good extensibility and allows developers to conveniently incorporate new datasets and algorithms based on specific requirements. Moreover, DyGLib supports the commonly used dynamic link prediction and dynamic node classification tasks with exhaustive evaluating strategies to provide comprehensive comparisons of existing methods.

To evaluate the model performance, we conduct extensive experiments based on DyGLib, including dynamic link prediction under both transductive and inductive settings with three negative sampling strategies as well as the dynamic node classification task. From the results, we find that: (i) DyGFormer outperforms existing methods on most datasets, which demonstrates its advantages in capturing nodes' correlations and long-term temporal dependencies; (ii) the baselines show unstable results across different datasets and some observations are inconsistent with those in previous works due to their less rigorous evaluations. We also provide an in-depth analysis of the neighbor co-occurrence encoding and patching technique for a better understanding of DyGFormer.

## 2 Related Work

**Dynamic Graph Learning.** Due to the importance of dynamic graphs, representation learning on dynamic graphs has been extensively investigated in recent years [25, 48, 63]. One part of the methods treat the dynamic graph as a sequence of snapshots and apply static graph learning methods on each snapshot (i.e., discrete-time methods), where the snapshots are regularly sampled with the same time interval [38, 17, 47, 11, 64]. However, these methods need to manually determine the time interval and ignore the temporal order of nodes in each snapshot due to the use of static graph learning methods. To solve these issues, more and more researchers have attempted to design continuous-time methods by directly learning on the whole dynamic graph via temporal graph neural networks [53, 62, 44, 35, 9, 57], memory networks [27, 53, 44, 35, 57, 34], temporal random walks [58, 24] and

sequential models [55, 12]. Although dynamic graph learning has achieved great success, most of the existing methods still ignore the correlations between two nodes in an interaction. Moreover, they also have difficulty in handling nodes with longer interactions due to unaffordable computational costs of complex modules or the difficulties in optimizing models (e.g., the staleness problem, the vanishing and exploding gradient issues). In this paper, we propose DyGFormer, a new Transformer-based architecture for dynamic graph learning to verify the necessity of capturing nodes’ correlations and long-term temporal dependencies. DyGFormer is incorporated with two distinct designs: a neighbor co-occurrence encoding scheme and a patching technique.

**Transformer-based Applications in Various Fields.** Transformer [54] is an innovative model that employs the self-attention mechanism to handle sequential data, which has been successfully applied in a variety of domains, such as natural language processing [13, 32, 6], computer vision [7, 14, 33] and time series forecasting [29, 70, 60]. The idea of dividing the original data into patches as inputs of the Transformer has been attempted in some studies. ViT [14] splits an image into multiple patches and feeds the sequence of patches’ linear embeddings into a Transformer, which achieves surprisingly good performance on image classification. PatchTST [37] divides a time series into subseries-level patches and calculates the patches by a channel-independent Transformer for long-term multivariate time series forecasting. In this work, we propose a patching technique for the dynamic graph learning task, which provides Transformer with the potential to handle nodes with longer histories.

**Graph Learning Library.** To promote the development of deep learning on graphs, several libraries have been proposed [5, 56, 16, 22, 8, 28, 31], but they mainly focus on static graphs. To the best of our knowledge, only a few libraries are specifically designed for dynamic graphs [18, 45, 71]. DynamicGEM [18] is a library for dynamic graph embedding methods, which only considers the graph topology and cannot leverage node features. PyTorch Geometric Temporal [45] implements the discrete-time graph learning algorithms for spatiotemporal signal processing, which require the manual partition of snapshots and are primarily applicable for nodes with aligned historical observations. TGL [71] aims to realize the training on large-scale dynamic graphs with some engineering tricks. Though TGL has integrated several continuous-time dynamic graph learning methods, they are somewhat out-of-date, resulting in the lack of the current state-of-the-art. Moreover, TGL is implemented by both PyTorch and C++, which needs additional compilation and increases the usage difficulty. In this paper, we present a unified continuous-time dynamic graph learning library with thorough baselines, diverse datasets, extensible implementations, and comprehensive evaluations for facilitating dynamic graph learning research.

### 3 Preliminaries

**Definition 1. Dynamic Graph.** We represent a dynamic graph as a sequence of non-decreasing chronological interactions  $\mathcal{G} = \{(u_1, v_1, t_1), (u_2, v_2, t_2), \dots\}$  with  $0 \leq t_1 \leq t_2 \leq \dots$ , where  $u_i, v_i \in \mathcal{N}$  denote the source node and destination node of the  $i$ -th link at timestamp  $t_i$ .  $\mathcal{N}$  is the set of all the nodes. Each node  $u \in \mathcal{N}$  can be associated with node feature  $\mathbf{x}_u \in \mathbb{R}^{d_N}$ , and each interaction  $(u, v, t)$  has link feature  $\mathbf{e}_{u,v}^t \in \mathbb{R}^{d_E}$ .  $d_N$  and  $d_E$  denote the dimensions of the node feature and link feature. If the graph is non-attributed, we simply set the node feature and link feature to zero vectors, i.e.,  $\mathbf{x}_u = \mathbf{0}$  and  $\mathbf{e}_{u,v}^t = \mathbf{0}$ .

**Definition 2. Problem Formalization.** Given the source node  $u$ , destination node  $v$ , timestamp  $t$ , and historical interactions before  $t$ , i.e.,  $\{(u', v', t') \mid t' < t\}$ , representation learning on dynamic graph aims to design a model to learn time-aware representations  $\mathbf{h}_u^t \in \mathbb{R}^d$  and  $\mathbf{h}_v^t \in \mathbb{R}^d$  for  $u$  and  $v$  with  $d$  as the dimension. We validate the effectiveness of the learned representations via two classic tasks in dynamic graph learning: (i) dynamic link prediction, which predicts whether  $u$  and  $v$  are connected at  $t$ ; (ii) dynamic node classification, which infers the state of  $u$  or  $v$  at  $t$ .

## 4 Methodology

### 4.1 DyGFormer: Transformer-based Architecture for Dynamic Graph Learning

The framework of our model is shown in Figure 1, which employs Transformer [54] as the backbone. Given an interaction  $(u, v, t)$ , we first extract historical first-hop interactions of source node  $u$  and destination node  $v$  before timestamp  $t$  and obtain two interaction sequences  $\mathcal{S}_u^t$  and  $\mathcal{S}_v^t$ . Next, in addition to computing the encodings of neighbors, links, and time intervals for each sequence, we also

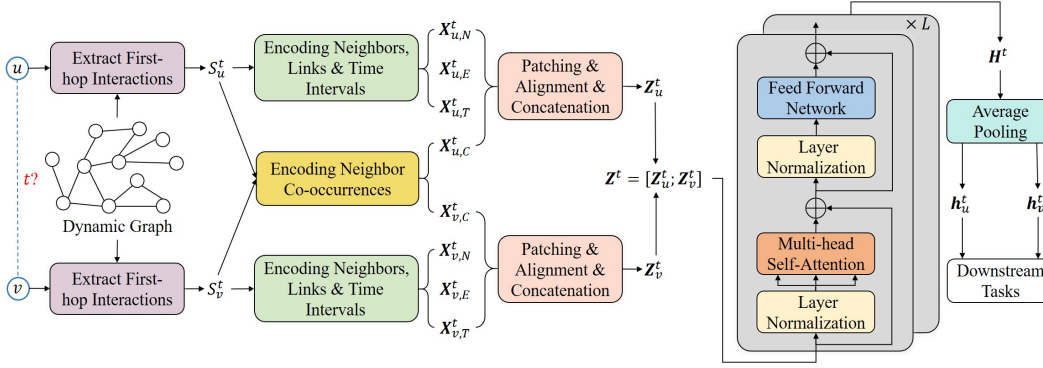


Figure 1: Framework of the proposed model.

encode the frequencies of every neighbor’s appearances in both  $S_u^t$  and  $S_v^t$  to exploit the correlations between  $u$  and  $v$ , resulting in four encoding sequences for  $u$  and  $v$  in total. Then, we divide each encoding sequence into multiple patches and feed all the patches into a Transformer for capturing long-term temporal dependencies. Finally, the outputs of the Transformer are averaged to derive time-aware representations of  $u$  and  $v$  at timestamp  $t$  (i.e.,  $h_u^t$  and  $h_v^t$ ), which can be applied in various downstream tasks, such as dynamic link prediction and dynamic node classification.

**Learning from Historical First-hop Interactions.** Unlike most previous methods that need to retrieve nodes’ interactions from multiple hops, we only learn from the sequences of first-hop interactions of nodes, which turns the dynamic graph learning task into a simpler sequence learning problem. Mathematically, given an interaction  $(u, v, t)$ , for source node  $u$  and destination node  $v$ , we respectively obtain the sequences that involve historical interactions of  $u$  and  $v$  before timestamp  $t$  (including  $u$  and  $v$ ), which are denoted by  $S_u^t = \{(u, u', t') \mid t' < t\} \cup \{(u', u, t') \mid t' < t\}$  and  $S_v^t = \{(v, v', t') \mid t' < t\} \cup \{(v', v, t') \mid t' < t\}$ .

**Encoding Neighbors, Links, and Time Intervals.** As illustrated in Section 3, a dynamic graph is often associated with the features of nodes and links. Therefore, for node  $u$ , we just need to retrieve the features of involved neighbors and links in sequence  $S_u^t$  based on the given features to represent their encodings, which are denoted by  $\mathbf{X}_{u,N}^t \in \mathbb{R}^{|S_u^t| \times d_N}$  and  $\mathbf{X}_{u,E}^t \in \mathbb{R}^{|S_u^t| \times d_E}$ . Following [62], we learn the periodic temporal patterns by encoding the time interval  $\Delta t' = t - t'$  via  $\sqrt{\frac{1}{d_T}} [\cos(w_1 \Delta t'), \sin(w_1 \Delta t'), \dots, \cos(w_{d_T} \Delta t'), \sin(w_{d_T} \Delta t')]$ , where  $w_1, \dots, w_{d_T}$  are trainable parameters.  $d_T$  is the dimension of time interval encoding. Based on the above function, we get the time interval encodings of interactions in  $S_u^t$ , that is,  $\mathbf{X}_{u,T}^t \in \mathbb{R}^{|S_u^t| \times d_T}$ . Following the same process, we can also obtain the corresponding encodings for node  $v$ , which are denoted by  $\mathbf{X}_{v,N}^t \in \mathbb{R}^{|S_v^t| \times d_N}$ ,  $\mathbf{X}_{v,E}^t \in \mathbb{R}^{|S_v^t| \times d_E}$ , and  $\mathbf{X}_{v,T}^t \in \mathbb{R}^{|S_v^t| \times d_T}$ .

**Neighbor Co-occurrence Encoding.** Existing methods separately compute the temporal representations of node  $u$  and  $v$  without considering their correlations, which motivates us to present a neighbor co-occurrence encoding scheme to address this limitation. The main assumption is that the appearing frequency of a neighbor in a sequence indicates its importance, and the occurrences of a neighbor in the sequences of  $u$  and  $v$  (i.e., co-occurrence) could reflect the correlations between  $u$  and  $v$ . That is to say, if  $u$  and  $v$  have more common historical neighbors in their sequences, they are more likely to have interactions in the future.

Formally, given the interaction sequences  $S_u^t$  and  $S_v^t$ , we count the occurrences of each neighbor in both  $S_u^t$  and  $S_v^t$ , and derive a two-dimensional vector. By packing together the vectors of all the neighbors, we can get the neighbor co-occurrence features for  $u$  and  $v$ , which are represented by  $\mathbf{C}_u^t \in \mathbb{R}^{|S_u^t| \times 2}$  and  $\mathbf{C}_v^t \in \mathbb{R}^{|S_v^t| \times 2}$ . For example, suppose the historical neighbors of  $u$  and  $v$  are  $\{a, b, a\}$  and  $\{b, b, a, c\}$ . The appearing frequencies of  $a, b$ , and  $c$  in  $u/v$ ’s historical interactions are  $2/1, 1/2$ , and  $0/1$ , respectively. Therefore, the neighbor co-occurrence features of  $u$  and  $v$  can be denoted by  $\mathbf{C}_u^t = [[2, 1], [1, 2], [2, 1]]^\top$  and  $\mathbf{C}_v^t = [[1, 2], [1, 2], [2, 1], [0, 1]]^\top$ . Then, we apply a function  $f(\cdot)$  to encode the neighbor co-occurrence features by

$$\mathbf{X}_{*,C}^t = f(\mathbf{C}_*^t[:, 0]) + f(\mathbf{C}_*^t[:, 1]) \in \mathbb{R}^{|S_*^t| \times d_C}, \quad (1)$$

where  $*$  could be  $u$  or  $v$ . The input and output dimensions of  $f(\cdot)$  are 1 and  $d_C$ . In this paper, we implement  $f(\cdot)$  by a two-layer perceptron with ReLU activation [36]. It is important to note that the neighbor co-occurrence encoding scheme is general and can be easily integrated into some dynamic graph learning methods for better results. We will demonstrate its generalizability in Section 5.4.

**Patching Technique.** Instead of focusing on the interaction level, we divide the encoding sequence into multiple non-overlapping patches to break through the bottleneck of existing methods in capturing long-term temporal dependencies. Let  $P$  denote the patch size, and thus each patch is composed of  $P$  temporally adjacent interactions with flattened encodings and can preserve local temporal proximities. Take the patching of  $\mathbf{X}_{u,N}^t \in \mathbb{R}^{|\mathcal{S}_u^t| \times d_N}$  as an example.  $\mathbf{X}_{u,N}^t$  will be divided into  $l_u^t = \lceil \frac{|\mathcal{S}_u^t|}{P} \rceil$  patches in total (note that we will pad  $\mathbf{X}_{u,N}^t$  if its length  $|\mathcal{S}_u^t|$  cannot be divided by  $P$ ), and the patched encoding is represented by  $\mathbf{M}_{u,N}^t \in \mathbb{R}^{l_u^t \times d_N \cdot P}$ . Similarly, we can also get the patched encodings  $\mathbf{M}_{u,E}^t \in \mathbb{R}^{l_u^t \times d_E \cdot P}$ ,  $\mathbf{M}_{u,T}^t \in \mathbb{R}^{l_u^t \times d_T \cdot P}$ ,  $\mathbf{M}_{u,C}^t \in \mathbb{R}^{l_u^t \times d_C \cdot P}$ ,  $\mathbf{M}_{v,N}^t \in \mathbb{R}^{l_v^t \times d_N \cdot P}$ ,  $\mathbf{M}_{v,E}^t \in \mathbb{R}^{l_v^t \times d_E \cdot P}$ ,  $\mathbf{M}_{v,T}^t \in \mathbb{R}^{l_v^t \times d_T \cdot P}$ , and  $\mathbf{M}_{v,C}^t \in \mathbb{R}^{l_v^t \times d_C \cdot P}$ . Note that when  $|\mathcal{S}_u^t|$  becomes longer, we will correspondingly increase  $P$ , making the number of patches (i.e.,  $l_u^t$  and  $l_v^t$ ) at a constant level to reduce the computational cost.

**Transformer Encoder.** We first align the patched encodings to the same dimension  $d$  with trainable weight  $\mathbf{W}_* \in \mathbb{R}^{d_* \cdot P \times d}$  and  $\mathbf{b}_* \in \mathbb{R}^d$  to obtain  $\mathbf{Z}_{u,*}^t \in \mathbb{R}^{l_u^t \times d}$  and  $\mathbf{Z}_{v,*}^t \in \mathbb{R}^{l_v^t \times d}$ , where  $*$  could be  $N, E, T$  or  $C$ . To be specific, the alignments are realized by

$$\mathbf{Z}_{u,*}^t = \mathbf{M}_{u,*}^t \mathbf{W}_* + \mathbf{b}_* \in \mathbb{R}^{l_u^t \times d}, \mathbf{Z}_{v,*}^t = \mathbf{M}_{v,*}^t \mathbf{W}_* + \mathbf{b}_* \in \mathbb{R}^{l_v^t \times d}. \quad (2)$$

Then, we concatenate the aligned encodings of  $u$  and  $v$ , and get  $\mathbf{Z}_u^t = \mathbf{Z}_{u,N}^t \parallel \mathbf{Z}_{u,E}^t \parallel \mathbf{Z}_{u,T}^t \parallel \mathbf{Z}_{u,C}^t \in \mathbb{R}^{l_u^t \times 4d}$  and  $\mathbf{Z}_v^t = \mathbf{Z}_{v,N}^t \parallel \mathbf{Z}_{v,E}^t \parallel \mathbf{Z}_{v,T}^t \parallel \mathbf{Z}_{v,C}^t \in \mathbb{R}^{l_v^t \times 4d}$ .

Next, we employ a Transformer encoder to capture the temporal dependencies, which is built by stacking  $L$  Multi-head Self-Attention (MSA) and Feed-Forward Network (FFN) blocks. The residual connection [20] is employed after every block. We follow [14] by using GELU [21] instead of ReLU [36] between the two-layer perception in each FFN block and applying Layer Normalization (LN) [3] before each block rather than after. Instead of individually processing  $\mathbf{Z}_u^t$  and  $\mathbf{Z}_v^t$ , our Transformer encoder takes the stacked  $\mathbf{Z}^t = [\mathbf{Z}_u^t; \mathbf{Z}_v^t] \in \mathbb{R}^{(l_u^t + l_v^t) \times 4d}$  as inputs, aiming to learn the temporal dependencies within and across the sequences of  $u$  and  $v$ . The calculation process is

$$\text{MSA}(\mathbf{Q}, \mathbf{K}, \mathbf{V}) = \text{Softmax}\left(\frac{\mathbf{Q}\mathbf{K}^\top}{\sqrt{d_k}}\right)\mathbf{V}, \quad (3)$$

$$\text{FFN}(\mathbf{O}, \mathbf{W}_1, \mathbf{b}_1, \mathbf{W}_2, \mathbf{b}_2) = \text{GELU}(\mathbf{O}\mathbf{W}_1 + \mathbf{b}_1)\mathbf{W}_2 + \mathbf{b}_2, \quad (4)$$

$$\mathbf{O}_i^{t,l} = \text{MSA}(\text{LN}(\mathbf{Z}^{t,l-1})\mathbf{W}_{Q,i}^l, \text{LN}(\mathbf{Z}^{t,l-1})\mathbf{W}_{K,i}^l, \text{LN}(\mathbf{Z}^{t,l-1})\mathbf{W}_{V,i}^l), \quad (5)$$

$$\mathbf{O}^{t,l} = \left(\mathbf{O}_1^{t,l} \parallel \dots \parallel \mathbf{O}_I^{t,l}\right)\mathbf{W}_O^l + \mathbf{Z}^{t,l-1}, \quad (6)$$

$$\mathbf{Z}^{t,l} = \text{FFN}(\text{LN}(\mathbf{O}^{t,l}), \mathbf{W}_1^l, \mathbf{b}_1^l, \mathbf{W}_2^l, \mathbf{b}_2^l) + \mathbf{O}^{t,l}. \quad (7)$$

$\mathbf{W}_{Q,i}^l \in \mathbb{R}^{4d \times d_k}$ ,  $\mathbf{W}_{K,i}^l \in \mathbb{R}^{4d \times d_k}$ ,  $\mathbf{W}_{V,i}^l \in \mathbb{R}^{4d \times d_v}$ ,  $\mathbf{W}_O^l \in \mathbb{R}^{I \cdot d_v \times 4d}$ ,  $\mathbf{W}_1^l \in \mathbb{R}^{4d \times 16d}$ ,  $\mathbf{b}_1^l \in \mathbb{R}^{16d}$ ,  $\mathbf{W}_2^l \in \mathbb{R}^{16d \times 4d}$  and  $\mathbf{b}_2^l \in \mathbb{R}^{4d}$  are trainable parameters at the  $l$ -th layer. We set  $d_k = d_v = 4d/I$  with  $I$  as the number of attention heads. The input of the first layer is  $\mathbf{Z}^{t,0} = \mathbf{Z}^t \in \mathbb{R}^{(l_u^t + l_v^t) \times 4d}$ , and the output of the  $L$ -th layer is denoted by  $\mathbf{H}^t = \mathbf{Z}^{t,L} \in \mathbb{R}^{(l_u^t + l_v^t) \times 4d}$ .

**Time-aware Node Representation.** The time-aware representations of node  $u$  and  $v$  at timestamp  $t$  are derived by averaging their related representations in  $\mathbf{H}^t$  with an output layer,

$$\begin{aligned} \mathbf{h}_u^t &= \text{MEAN}(\mathbf{H}^t[l_u^t : l_u^t + l_v^t, :])\mathbf{W}_{out} + \mathbf{b}_{out} \in \mathbb{R}^{d_{out}}, \\ \mathbf{h}_v^t &= \text{MEAN}(\mathbf{H}^t[l_u^t + l_v^t : l_u^t + l_v^t + l_u^t, :])\mathbf{W}_{out} + \mathbf{b}_{out} \in \mathbb{R}^{d_{out}}, \end{aligned} \quad (8)$$

where  $\mathbf{W}_{out} \in \mathbb{R}^{4d \times d_{out}}$  and  $\mathbf{b}_{out} \in \mathbb{R}^{d_{out}}$  are trainable weights with  $d_{out}$  as the output dimension.

## 4.2 DyGLib: Unified Library for Continuous-Time Dynamic Graph Learning

We introduce a unified library with standard training pipelines, extensible coding interfaces, and comprehensive evaluating strategies to facilitate reproducible, scalable, and credible continuous-time dynamic graph learning research. The overall procedure of DyGLib is shown in Figure 2.

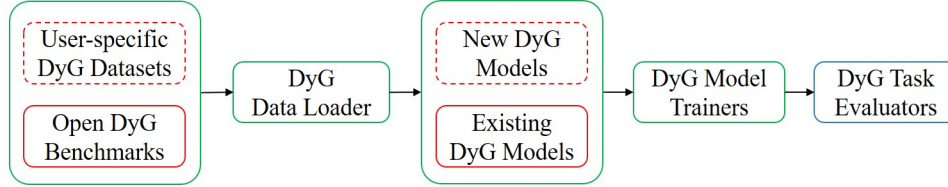


Figure 2: DyGLib is equipped with **standard training pipelines**, **extensible coding interfaces**, and **comprehensive evaluating protocols**. DyG denotes the abbreviation of Dynamic Graph.

**Standard Training Pipelines.** To eliminate the influence of different training pipelines in previous works, we unify the data format, create a customized data loader and train all the methods with the same model trainers. Our standard training pipelines guarantee reproducible performance and enable users to quickly identify the key components of different models. Researchers only need to focus on designing the model architecture without considering other irrelevant implementation details.

**Extensible Coding Interfaces.** We provide extensible coding interfaces for the datasets and algorithms, which are all implemented by PyTorch. These scalable designs enable users to incorporate new datasets and popular models based on specific requirements, which can significantly reduce the usage difficulty for beginners and allow experts to conveniently validate new ideas. Currently, DyGLib has integrated thirteen datasets from various domains and nine continuous-time dynamic graph learning methods. Note that we also find some issues in the implementations of previous studies and have fixed them in DyGLib (see details in Section A.3).

**Comprehensive Evaluating Protocols.** DyGLib supports the commonly used downstream tasks for dynamic graph learning, including transductive/inductive dynamic link prediction and dynamic node classification tasks. Previous methods are mainly evaluated on the dynamic link prediction task with the random negative sampling strategy. However, many models can achieve saturation performance under such a strategy, making it hard to distinguish more advanced designs. For more reliable comparisons, we adopt three strategies (i.e., random, historical, and inductive negative sampling strategies) in [43] to comprehensively evaluate the model performance on the dynamic link prediction task. The dynamic node classification task is also included for providing additional results.

## 5 Experiments

In this section, extensive experiments are conducted. We report the results of various models using DyGLib, which can be directly referenced in the follow-up research. We also demonstrate the superiority of DyGFormer over existing methods and give an in-depth analysis of the neighbor co-occurrence encoding scheme and the patching technique.

### 5.1 Experimental Settings

**Datasets and Baselines.** We experiment with thirteen datasets (Wikipedia, Reddit, MOOC, LastFM, Enron, Social Evo., UCI, Flights, Can. Parl., US Legis., UN Trade, UN Vote, and Contact), which are collected by [43] and cover diverse domains. Details of the datasets are shown in Section A.1. We compare DyGFormer with eight popular continuous-time dynamic graph learning baselines that are based on graph convolutions, memory networks, random walks, and sequential models, including JODIE [27], DyRep [53], TGAT [62], TGN [44], CAWN [58], EdgeBank [43], TCL [55], and GraphMixer [12]. We give the descriptions of baselines in Section A.2.

**Evaluation Tasks and Metrics.** We closely follow [62, 44, 58, 43] by evaluating the model performance for dynamic link prediction, which predicts the probability of a link occurring between two given nodes at a specific time. This task has two settings: the transductive setting aims to predict future links between nodes that are observed during training, while the inductive setting predicts the future links between unseen nodes. We utilize a multi-layer perceptron to take the concatenated representations of two nodes as inputs and return the probability of a link as the output. Average Precision (AP) and Area Under the Receiver Operating Characteristic Curve (AUC-ROC) are adopted as the evaluation metrics. To provide more comprehensive comparisons, we adopt three negative

sampling strategies in [43] for evaluating dynamic link prediction, including random (rnd), historical (hist), and inductive (ind) negative sampling strategies, where the latter two strategies are more challenging. Please refer to [43] for more details. We also follow [62, 44] to conduct the dynamic node classification task, which estimates the state of a node in a given interaction at a specific time. We employ another multi-layer perceptron to map the node representations to the labels. We use AUC-ROC as the evaluation metric due to the label imbalance. For all the tasks, we chronologically split each dataset with the ratio of 70%, 15%, and 15% for training, validation, and testing.

**Model Configurations.** For baselines, in addition to following their official settings, we also perform an exhaustive grid search to find the optimal configurations of some critical hyperparameters for more reliable comparisons. As DyGFormer can access longer histories, we vary each node’s input sequence length from 32 to 4096 by a factor of 2. To keep the computational complexity at a constant level that is irrelevant to the input length, we correspondingly increase the patch size from 1 to 128. Please see Section A.5 for the detailed configurations of different models.

**Implementation Details.** Adam [26] is adopted as the optimizer. We train all the models for 100 epochs and use the early stopping strategy with patience of 20. We select the model that achieves the best performance on the validation set for testing. We set the learning rate and batch size to 0.0001 and 200 for all the methods on all the datasets. We run the methods five times with seeds from 0 to 4 and report the average performance to eliminate deviations. The experiments are conducted on an Ubuntu machine equipped with one Intel(R) Xeon(R) Gold 6130 CPU @ 2.10GHz with 16 physical cores. The GPU device is NVIDIA Tesla T4 with 15 GB memory.

## 5.2 Performance Comparisons and Discussions

Due to space limitations, we report the performance of different methods on the AP metric for transductive dynamic link prediction with three negative sampling strategies in Table 1. The best and second-best results are emphasized by **bold** and underlined fonts. Note that the results are multiplied by 100 for a better display layout. Please refer to Section B for the results of AP for inductive dynamic link prediction as well as AUC-ROC for transductive and inductive link prediction tasks. Note that EdgeBank can be only evaluated for transductive dynamic link prediction, so its results under the inductive setting are not presented. From Table 1 and Section B, we have two main observations.

(i) DyGFormer outperforms existing methods in most cases and achieves an average rank of 2.49/2.69 on AP/AUC-ROC for transductive dynamic link prediction and 2.69/2.56 on AP/AUC-ROC for inductive dynamic link prediction across the three negative sampling strategies on thirteen datasets. We summarize the superiority of DyGFormer in two aspects. Firstly, DyGFormer presents the neighbor co-occurrence encoding scheme to exploit the correlations of the source node and destination node, which are often informative in predicting their future linked probability. Secondly, the patching technique allows DyGFormer to effectively leverage longer histories and capture long-term temporal dependencies. As shown in Table Table 8, the input sequence lengths of DyGFormer are 256+ on half of the datasets, which are significantly longer than those of the baselines, demonstrating that DyGFormer can benefit from longer sequences.

(ii) Some of our findings differ from previous reports. For instance, the performance of some baselines can be significantly improved by properly setting certain hyperparameters. Additionally, some methods would obtain worse results after we fix the problems or make adaptations in their implementations. More explanations can be found in Section A.4. These observations highlight the importance of rigorously evaluating different methods by a unified library and verify the necessity of introducing DyGLib to facilitate the development of dynamic graph learning.

Table 2: AUC-ROC for dynamic node classification.

Methods	Wikipedia	Reddit	Avg. Rank
JODIE	<b>0.8899 ± 0.0105</b>	0.6037 ± 0.0258	4.50
DyRep	0.8639 ± 0.0098	0.6372 ± 0.0132	5.00
TGAT	0.8409 ± 0.0127	<b>0.7004 ± 0.0109</b>	<u>4.00</u>
TGN	0.8638 ± 0.0234	0.6327 ± 0.0090	6.00
CAWN	0.8488 ± 0.0133	0.6634 ± 0.0178	5.00
TCL	0.7783 ± 0.0213	<u>0.6887 ± 0.0215</u>	5.00
GraphMixer	0.8680 ± 0.0079	0.6422 ± 0.0332	4.00
DyGFormer	<u>0.8744 ± 0.0108</u>	0.6800 ± 0.0174	<b>2.50</b>

In addition, we present the results of various methods for dynamic node classification on Wikipedia and Reddit (the only two datasets with dynamic labels) in Table 2. We observe that DyGFormer

Table 1: AP for transductive dynamic link prediction with random, history, and inductive negative sampling strategies. NSS is the abbreviation of Negative Sampling Strategies.

NSS	Datasets	JODIE	DyRep	TGAT	TGN	CAWN	EdgeBank	TCL	GraphMixer	DyGFormer
rnd	Wikipedia	96.50 ± 0.14	94.86 ± 0.06	96.94 ± 0.06	98.45 ± 0.06	98.76 ± 0.03	90.37 ± 0.00	96.47 ± 0.16	97.25 ± 0.03	<b>99.03 ± 0.02</b>
	Reddit	98.31 ± 0.14	98.22 ± 0.04	98.52 ± 0.02	98.63 ± 0.06	99.11 ± 0.01	94.86 ± 0.00	97.53 ± 0.02	97.31 ± 0.01	<b>99.22 ± 0.01</b>
	MOOC	80.23 ± 2.44	81.97 ± 0.49	85.84 ± 0.15	<b>89.15 ± 1.60</b>	80.15 ± 0.25	57.97 ± 0.00	82.38 ± 0.24	82.78 ± 0.15	87.52 ± 0.49
	LastFM	70.85 ± 2.13	71.92 ± 2.21	73.42 ± 0.21	77.07 ± 3.97	86.99 ± 0.06	79.29 ± 0.00	67.27 ± 2.16	75.61 ± 0.24	<b>93.00 ± 0.12</b>
	Enron	84.77 ± 0.30	82.38 ± 3.36	71.12 ± 0.97	86.53 ± 1.11	89.56 ± 0.09	83.53 ± 0.00	79.70 ± 0.71	82.25 ± 0.16	<b>92.47 ± 0.12</b>
	Social Evo.	89.89 ± 0.55	88.87 ± 0.30	93.16 ± 0.17	93.57 ± 0.17	84.96 ± 0.09	74.95 ± 0.00	93.13 ± 0.16	93.37 ± 0.07	<b>94.73 ± 0.01</b>
	UCI	89.43 ± 1.09	65.14 ± 2.30	79.63 ± 0.70	92.34 ± 1.04	95.18 ± 0.06	76.20 ± 0.00	89.57 ± 1.63	93.25 ± 0.57	<b>95.79 ± 0.17</b>
	Flights	95.60 ± 1.73	95.29 ± 0.72	94.03 ± 0.18	97.95 ± 0.14	98.51 ± 0.01	89.35 ± 0.00	91.23 ± 0.02	90.99 ± 0.05	<b>98.91 ± 0.01</b>
	Can. Parl.	69.26 ± 0.31	66.54 ± 2.76	70.73 ± 0.72	70.88 ± 2.34	69.82 ± 2.34	64.55 ± 0.00	68.67 ± 2.67	77.04 ± 0.46	<b>97.36 ± 0.45</b>
	US Legis.	75.05 ± 1.52	75.34 ± 0.39	68.52 ± 3.16	<b>75.99 ± 0.58</b>	70.58 ± 0.48	58.39 ± 0.00	69.59 ± 0.48	70.74 ± 1.02	71.11 ± 0.59
	UN Trade	64.94 ± 0.31	63.21 ± 0.93	61.47 ± 0.18	65.03 ± 1.37	65.39 ± 0.12	60.41 ± 0.00	62.21 ± 0.03	62.61 ± 0.27	<b>66.46 ± 1.29</b>
	UN Vote	63.91 ± 0.81	62.81 ± 0.80	52.21 ± 0.98	<b>65.72 ± 2.17</b>	52.84 ± 0.10	58.49 ± 0.00	51.90 ± 0.30	52.11 ± 0.16	55.55 ± 0.42
	Contact	95.31 ± 1.33	95.98 ± 0.15	96.28 ± 0.09	96.89 ± 0.56	90.26 ± 0.28	92.58 ± 0.00	92.44 ± 0.12	91.92 ± 0.03	<b>98.29 ± 0.01</b>
	Avg. Rank	5.08	5.85	5.69	2.54	4.31	7.54	6.92	5.46	<b>1.62</b>
hist	Wikipedia	83.01 ± 0.66	79.93 ± 0.56	87.38 ± 0.22	86.86 ± 0.33	71.21 ± 1.67	73.35 ± 0.00	89.05 ± 0.39	<b>90.90 ± 0.10</b>	82.23 ± 2.54
	Reddit	80.03 ± 0.36	79.83 ± 0.31	79.55 ± 0.20	81.22 ± 0.61	80.82 ± 0.45	73.59 ± 0.00	77.14 ± 0.16	78.44 ± 0.18	<b>81.57 ± 0.67</b>
	MOOC	78.94 ± 1.25	75.60 ± 1.12	82.19 ± 0.62	<b>87.06 ± 1.93</b>	74.05 ± 0.95	60.71 ± 0.00	77.06 ± 0.41	77.77 ± 0.92	85.85 ± 0.66
	LastFM	74.35 ± 3.81	74.92 ± 2.46	71.59 ± 0.24	76.87 ± 4.64	69.86 ± 0.43	73.03 ± 0.00	59.30 ± 2.31	72.47 ± 0.49	<b>81.57 ± 0.48</b>
	Enron	69.85 ± 2.70	71.19 ± 2.76	64.07 ± 1.05	73.91 ± 1.76	64.73 ± 0.36	76.53 ± 0.00	70.66 ± 0.39	<b>77.98 ± 0.92</b>	75.63 ± 0.73
	Social Evo.	87.44 ± 6.78	93.29 ± 0.43	95.01 ± 0.44	94.45 ± 0.56	85.53 ± 0.38	80.57 ± 0.00	94.74 ± 0.31	94.93 ± 0.31	<b>97.38 ± 0.14</b>
	UCI	75.24 ± 5.80	55.10 ± 3.14	68.27 ± 1.37	80.43 ± 2.12	65.30 ± 0.43	65.50 ± 0.00	80.25 ± 2.74	<b>84.11 ± 1.35</b>	82.17 ± 0.82
	Flights	66.48 ± 2.59	67.61 ± 0.99	<b>72.38 ± 0.18</b>	66.70 ± 1.64	64.72 ± 0.97	70.53 ± 0.00	70.68 ± 0.24	71.47 ± 0.26	66.59 ± 0.49
	Can. Parl.	51.79 ± 0.63	63.31 ± 1.23	67.13 ± 0.84	68.42 ± 3.07	66.53 ± 2.77	63.84 ± 0.00	65.93 ± 3.00	74.34 ± 0.87	<b>97.00 ± 0.31</b>
	US Legis.	51.71 ± 5.76	<b>86.88 ± 2.25</b>	62.14 ± 6.60	74.00 ± 7.57	68.82 ± 8.23	63.22 ± 0.00	80.53 ± 3.95	81.65 ± 1.02	85.30 ± 3.88
	UN Trade	61.39 ± 1.83	59.19 ± 1.07	55.74 ± 0.91	58.44 ± 5.51	55.71 ± 0.38	<b>81.32 ± 0.00</b>	55.90 ± 1.17	57.05 ± 1.22	64.41 ± 1.40
	UN Vote	70.02 ± 0.81	69.30 ± 1.12	52.96 ± 2.14	69.37 ± 3.93	51.26 ± 0.04	<b>84.89 ± 0.00</b>	52.30 ± 2.35	51.20 ± 1.60	60.84 ± 1.58
	Contact	95.31 ± 2.13	96.39 ± 0.20	96.05 ± 0.52	93.05 ± 2.35	84.16 ± 0.49	88.81 ± 0.00	93.86 ± 0.21	93.36 ± 0.41	<b>97.57 ± 0.06</b>
	Avg. Rank	5.46	5.08	5.08	3.85	7.54	5.92	5.46	4.00	<b>2.62</b>
ind	Wikipedia	75.65 ± 0.79	70.21 ± 1.58	87.00 ± 0.16	85.62 ± 0.44	74.06 ± 2.62	80.63 ± 0.00	86.76 ± 0.72	<b>88.59 ± 0.17</b>	78.29 ± 5.38
	Reddit	86.98 ± 0.16	86.30 ± 0.26	89.59 ± 0.24	88.10 ± 0.24	<b>91.67 ± 0.24</b>	85.48 ± 0.00	87.45 ± 0.29	85.26 ± 0.11	91.11 ± 0.40
	MOOC	65.23 ± 2.19	61.66 ± 0.95	75.95 ± 0.64	77.50 ± 2.91	73.51 ± 0.94	49.43 ± 0.00	74.65 ± 0.54	74.27 ± 0.92	<b>81.24 ± 0.69</b>
	LastFM	62.67 ± 4.49	64.41 ± 2.70	71.13 ± 0.17	65.95 ± 5.98	67.48 ± 0.77	<b>75.49 ± 0.00</b>	58.21 ± 0.89	68.12 ± 0.33	73.97 ± 0.50
	Enron	68.96 ± 0.98	67.79 ± 1.53	63.94 ± 1.36	70.89 ± 2.72	75.15 ± 0.58	73.89 ± 0.00	71.29 ± 0.32	75.01 ± 0.79	<b>77.41 ± 0.89</b>
	Social Evo.	89.82 ± 4.11	93.28 ± 0.48	94.84 ± 0.44	95.13 ± 0.56	88.32 ± 0.27	83.69 ± 0.00	94.90 ± 0.36	94.72 ± 0.33	<b>97.68 ± 0.10</b>
	UCI	65.99 ± 1.40	54.79 ± 1.76	68.67 ± 0.84	70.94 ± 0.71	64.61 ± 0.48	57.43 ± 0.00	76.01 ± 1.11	<b>80.10 ± 0.51</b>	72.25 ± 1.71
	Flights	69.07 ± 4.02	70.57 ± 1.82	75.48 ± 0.26	71.09 ± 2.72	69.18 ± 1.52	<b>81.08 ± 0.00</b>	74.62 ± 0.18	74.87 ± 0.21	70.92 ± 1.78
	Can. Parl.	48.42 ± 0.66	58.61 ± 0.86	68.82 ± 1.21	65.34 ± 2.87	67.75 ± 1.00	62.16 ± 0.00	65.85 ± 1.75	69.48 ± 0.63	<b>95.44 ± 0.57</b>
	US Legis.	50.27 ± 5.13	<b>83.44 ± 1.16</b>	61.91 ± 5.82	67.57 ± 6.47	65.81 ± 8.52	64.74 ± 0.00	78.15 ± 3.34	79.63 ± 0.84	81.25 ± 3.62
	UN Trade	60.42 ± 1.48	60.19 ± 1.24	60.61 ± 1.24	61.04 ± 6.01	62.54 ± 0.67	<b>72.97 ± 0.00</b>	61.06 ± 1.74	60.15 ± 1.29	55.79 ± 1.02
	UN Vote	<b>67.79 ± 1.46</b>	67.53 ± 1.98	52.89 ± 1.61	67.63 ± 2.67	52.19 ± 0.34	66.30 ± 0.00	50.62 ± 0.82	51.60 ± 0.73	51.91 ± 0.84
	Contact	93.43 ± 1.78	94.18 ± 0.10	94.35 ± 0.48	90.18 ± 3.28	89.31 ± 0.27	85.20 ± 0.00	91.35 ± 0.21	90.87 ± 0.35	<b>94.75 ± 0.28</b>
	Avg. Rank	6.62	6.38	4.15	4.38	5.46	5.62	4.69	4.46	<b>3.23</b>

obtains better performance than most baselines and achieves an impressive average rank of 2.50 among them, which shows the superiority of DyGFormer once again. Due to space limitations, we only report the AP metric for transductive dynamic link prediction with the random sampling strategy in the subsequent sections. Similar trends could also be observed in other situations (e.g., AUC-ROC metric, inductive setting, historical/inductive negative sampling strategy).

### 5.3 Ablation Study

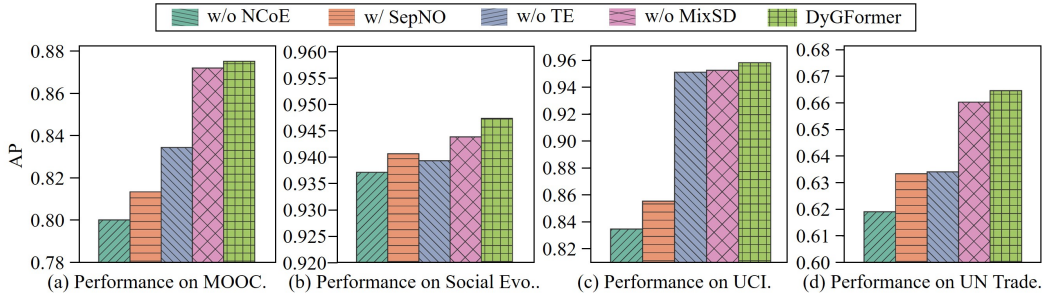


Figure 3: Ablation study of the components in DyGFormer.

We further validate the effectiveness of some designs in DyGFormer via an ablation study, including the usage of Neighbor Co-occurrence Encoding (NCoE), the usage of Time Encoding (TE), and the Mixing of the sequence of Source node and Destination node (MixSD). We respectively remove these modules and denote the remaining parts as w/o NCoE, w/o TE, and w/o MixSD. We also Separately



encode the Neighbor Occurrence in the source node’s or destination node’s sequence and denote this variant as w/ SepNO. We report the performance of different variants on MOOC, Social Evo., UCI, and UN Trade datasets from four domains in Figure 3. We find that DyGFormer usually performs best when using all the components, and the results would be worse when any component is removed. The neighbor co-occurrence encoding scheme has the most significant impact on the performance as it effectively captures correlations between nodes. Separately encoding neighbor occurrences or encoding the temporal information could also improve performance. Mixing the sequences of the source node and destination node causes relatively minor improvements due to the usage of the neighbor co-occurrence encoding scheme because both of them aim to explore the node correlations.

### 5.4 Generalizability of Neighbor Co-occurrence Encoding

Our neighbor co-occurrence encoding scheme is general and can be incorporated into sequential model-based dynamic graph learning methods, such as TCL and GraphMixer. Therefore, we integrate the neighbor co-occurrence encoding with the inputs of TCL and GraphMixer and show the performance in Table 3. We could find that TCL and GraphMixer usually yield better results when the neighbor co-occurrence encoding is employed, which indicates the effectiveness and versatility of the proposed encoding scheme, and also highlights the importance of capturing correlations between nodes. Additionally, since both TCL and DyGFormer are built upon the Transformer architecture, they achieve similar performance on datasets that enjoy shorter input sequences (e.g., Wikipedia, Reddit, Social Evo., UCI, Contact), where the patching technique in DyGFormer contributes little. However, when datasets exhibit long-term temporal dependencies, the performance gap between TCL and DyGFormer would become more significant.

Table 3: AP for different methods when equipped with the neighbor co-occurrence encoding.

Datasets	TCL			GraphMixer			DyGFormer
	Original	w/ NCoE	Improvements	Original	w/ NCoE	Improvements	
Wikipedia	0.9647	<b>0.9909</b>	2.72%	0.9725	0.9790	0.67%	0.9903
Reddit	0.9753	<u>0.9904</u>	1.55%	0.9731	0.9763	0.33%	<b>0.9922</b>
MOOC	0.8238	<u>0.8692</u>	5.51%	0.8278	0.8358	0.97%	<b>0.8752</b>
LastFM	0.6727	<u>0.8402</u>	24.90%	0.7561	0.7648	1.15%	<b>0.9300</b>
Enron	0.7970	<u>0.9018</u>	13.15%	0.8225	0.8883	8.00%	<b>0.9247</b>
Social Evo.	0.9313	0.9406	1.00%	0.9337	<u>0.9437</u>	1.07%	<b>0.9473</b>
UCI	0.8957	<u>0.9469</u>	5.72%	0.9325	0.9348	0.25%	<b>0.9579</b>
Flights	0.9123	<u>0.9771</u>	7.10%	0.9099	0.9690	6.50%	<b>0.9891</b>
Can. Parl.	0.6867	0.6934	0.98%	<u>0.7704</u>	0.7638	-0.86%	<b>0.9736</b>
US Legis.	0.6959	0.6947	-0.17%	<u>0.7074</u>	0.7026	-0.68%	<b>0.7111</b>
UN Trade	0.6221	<u>0.6346</u>	2.01%	0.6261	0.6277	0.26%	<b>0.6646</b>
UN Vote	0.5190	0.5152	-0.73%	0.5211	<u>0.5213</u>	0.04%	<b>0.5555</b>
Contact	0.9244	<u>0.9798</u>	5.99%	0.9192	0.9794	6.55%	<b>0.9829</b>
Avg. Rank	4.62	<u>2.62</u>	—	3.85	2.85	—	<b>1.08</b>

### 5.5 Advantages of Patching Technique

We aim to validate the advantages of the patching technique in (i) preserving the local temporal proximities to help DyGFormer effectively benefit from longer histories and (ii) efficiently reducing the computational complexity to a constant level that is agnostic to the input sequence length. We conduct experiments on LastFM and Can. Parl. since these two datasets tend to achieve improvements from longer historical records. For baselines, we sample more neighbors or perform more causal anonymous walks to make them access longer histories (starts from 32). The results are depicted in Figure 4, where the x-axis is represented by a logarithmic scale with base 2. We also plot the performance of baselines with the optimal length by unconnected points according to Table 8. Note that some results of baselines are not shown as they raise the out-of-memory error when the lengths are longer. For example, TGAT is only computationally feasible when extending the input length to 32, resulting in two discrete points with length 20 (the optimal length) and 32.

From Figure 4, we could conclude that: (i) most baselines (excluding CAWN) perform worse when the input lengths become longer, indicating they lack the ability in capturing long-term temporal dependencies; (ii) the baselines usually encounter expensive computational costs when computing

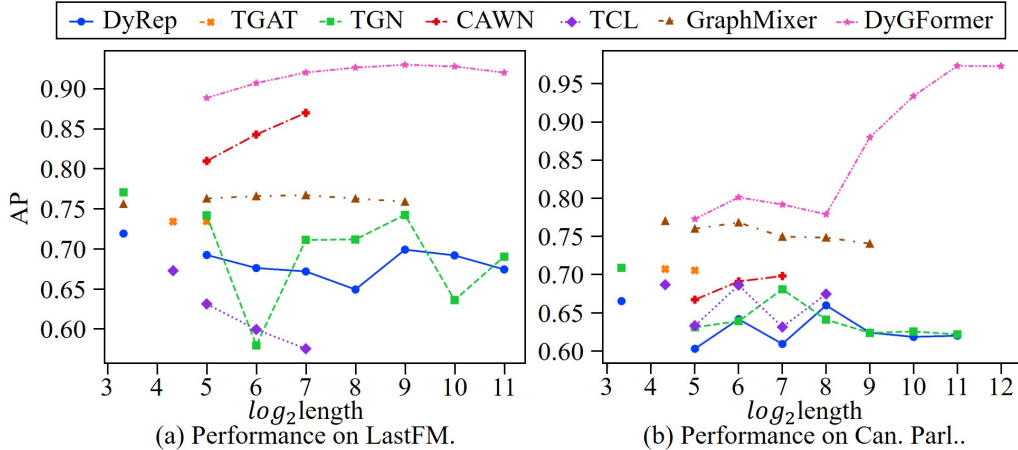


Figure 4: Performance of different methods with varying input lengths.

on longer histories. Although memory network-based methods (i.e., DyRep and TGN) can handle longer histories with affordable computational costs, they cannot benefit from longer histories due to the staleness or vanishing/exploding gradient issues; (iii) DyGFormer consistently achieves gains from longer sequences, demonstrating the advantages of the patching technique in preserving local temporal proximities and enabling effective access to longer histories.

We also compare the running time and memory usage during the training process of DyGFormer with and without the patching technique when using input sequences of the same length. The results are shown in Table 4. We could observe that the patching technique efficiently reduces model training costs in both time and space, and allows DyGFormer to attend to longer histories. As the input sequence length increases, the reductions become more significant. We also find that when equipped with the patching technique, DyGFormer achieves an average improvement of 0.31% and 0.74% in performance on LastFM and Can. Parl., compared to DyGFormer without patching. This observation further demonstrates the advantage of the patching technique in leveraging the local temporal proximities for better results.

Table 4: Comparisons of running time and memory usage of DyGFormer with and without the patching technique, where OOM stands for Out-Of-Memory.

Datasets	Input Lengths	Metrics	DyGFormer w/ patching	DyGFormer w/o patching	Reduced Ratios
LastFM	64	running time	13min 58s	21min 01s	1.50
		memory usage	3,945 MB	7,953 MB	2.02
	128	running time	16min 54s	45min 29s	2.69
		memory usage	4,677 MB	7,585 MB	1.62
256	running time	24min 41s	2h 5min 50s	5.10	
	memory usage	4,635 MB	14,583 MB	3.15	
512	running time	37min 04s	—	—	
	memory usage	7,547 MB	OOM	—	
Can. Parl.	64	running time	58s	1min 14s	1.28
		memory usage	2,121 MB	3,263 MB	1.54
	128	running time	1min 02s	2min 39s	2.56
		memory usage	2,369 MB	6,417 MB	2.71
256	running time	1min 26s	6min 37s	4.62	
	memory usage	2,855 MB	14,923 MB	5.23	
512	running time	1min 57s	—	—	
	memory usage	4,511 MB	OOM	—	

## 6 Conclusion

In this paper, we proposed a new Transformer-based architecture (DyGFormer) and a unified library (DyGLib) to foster the development of dynamic graph learning. DyGFormer differs from existing methods by: (i) a neighbor co-occurrence encoding scheme to exploit the correlations of nodes in an interaction; and (ii) a patching technique to provide the model with the ability to capture long-term temporal dependencies. DyGLib served as a toolkit for reproducible, scalable, and credible continuous-time dynamic graph learning with standard training pipelines, extensible coding interfaces, and comprehensive evaluating protocols. We hope that our research can provide new perspectives on the design of new frameworks for dynamic graph learning and encourage more researchers to dive into this field. In the future, we will continue to enrich DyGLib by incorporating the recently released datasets and state-of-the-art models.

## References

- [1] Martín Abadi, Paul Barham, Jianmin Chen, Zhifeng Chen, Andy Davis, Jeffrey Dean, Matthieu Devin, Sanjay Ghemawat, Geoffrey Irving, Michael Isard, Manjunath Kudlur, Josh Levenberg, Rajat Monga, Sherry Moore, Derek Gordon Murray, Benoit Steiner, Paul A. Tucker, Vijay Vasudevan, Pete Warden, Martin Wicke, Yuan Yu, and Xiaoqiang Zheng. 2016. TensorFlow: A System for Large-Scale Machine Learning. In *12th USENIX Symposium on Operating Systems Design and Implementation, OSDI 2016*. USENIX Association, 265–283.
- [2] Unai Alvarez-Rodriguez, Federico Battiston, Guilherme Ferraz de Arruda, Yamir Moreno, Matjaž Perc, and Vito Latora. 2021. Evolutionary dynamics of higher-order interactions in social networks. *Nature Human Behaviour* 5, 5 (2021), 586–595.
- [3] Jimmy Lei Ba, Jamie Ryan Kiros, and Geoffrey E Hinton. 2016. Layer normalization. *arXiv preprint arXiv:1607.06450* (2016).
- [4] Lei Bai, Lina Yao, Can Li, Xianzhi Wang, and Can Wang. 2020. Adaptive Graph Convolutional Recurrent Network for Traffic Forecasting. In *Advances in Neural Information Processing Systems 33, NeurIPS 2020*.
- [5] Peter W. Battaglia, Jessica B. Hamrick, Victor Bapst, Alvaro Sanchez-Gonzalez, Vinícius Flores Zambaldi, Mateusz Malinowski, Andrea Tacchetti, David Raposo, Adam Santoro, Ryan Faulkner, Çağlar Gülçehre, H. Francis Song, Andrew J. Ballard, Justin Gilmer, George E. Dahl, Ashish Vaswani, Kelsey R. Allen, Charles Nash, Victoria Langston, Chris Dyer, Nicolas Heess, Daan Wierstra, Pushmeet Kohli, Matthew M. Botvinick, Oriol Vinyals, Yujia Li, and Razvan Pascanu. 2018. Relational inductive biases, deep learning, and graph networks. *CoRR* abs/1806.01261 (2018).
- [6] Tom B. Brown, Benjamin Mann, Nick Ryder, Melanie Subbiah, Jared Kaplan, Prafulla Dhariwal, Arvind Neelakantan, Pranav Shyam, Girish Sastry, Amanda Askell, Sandhini Agarwal, Ariel Herbert-Voss, Gretchen Krueger, Tom Henighan, Rewon Child, Aditya Ramesh, Daniel M. Ziegler, Jeffrey Wu, Clemens Winter, Christopher Hesse, Mark Chen, Eric Sigler, Mateusz Litwin, Scott Gray, Benjamin Chess, Jack Clark, Christopher Berner, Sam McCandlish, Alec Radford, Ilya Sutskever, and Dario Amodei. 2020. Language Models are Few-Shot Learners. In *Advances in Neural Information Processing Systems 33, NeurIPS 2020*.
- [7] Nicolas Carion, Francisco Massa, Gabriel Synnaeve, Nicolas Usunier, Alexander Kirillov, and Sergey Zagoruyko. 2020. End-to-End Object Detection with Transformers. In *Computer Vision - ECCV 2020 - 16th European Conference (Lecture Notes in Computer Science, Vol. 12346)*. Springer, 213–229.
- [8] Yukuo Cen, Zhenyu Hou, Yan Wang, Qibin Chen, Yizhen Luo, Xingcheng Yao, Aohan Zeng, Shiguang Guo, Peng Zhang, Guohao Dai, Yu Wang, Chang Zhou, Hongxia Yang, and Jie Tang. 2021. CogDL: An Extensive Toolkit for Deep Learning on Graphs. *CoRR* abs/2103.00959 (2021).
- [9] Xiaofu Chang, Xuqin Liu, Jianfeng Wen, Shuang Li, Yanming Fang, Le Song, and Yuan Qi. 2020. Continuous-Time Dynamic Graph Learning via Neural Interaction Processes. In *CIKM*

- '20: *The 29th ACM International Conference on Information and Knowledge Management*. ACM, 145–154.
- [10] Kyunghyun Cho, Bart van Merriënboer, Dzmitry Bahdanau, and Yoshua Bengio. 2014. On the Properties of Neural Machine Translation: Encoder-Decoder Approaches. In *Proceedings of SSST@EMNLP 2014*. Association for Computational Linguistics, 103–111.
- [11] Weilin Cong, Yanhong Wu, Yuandong Tian, Mengting Gu, Yinglong Xia, Mehrdad Mahdavi, and Chun-cheng Jason Chen. 2021. Dynamic Graph Representation Learning via Graph Transformer Networks. *CoRR* abs/2111.10447 (2021).
- [12] Weilin Cong, Si Zhang, Jian Kang, Baichuan Yuan, Hao Wu, Xin Zhou, Hanghang Tong, and Mehrdad Mahdavi. 2023. Do We Really Need Complicated Model Architectures For Temporal Networks?. In *International Conference on Learning Representations*.
- [13] Jacob Devlin, Ming-Wei Chang, Kenton Lee, and Kristina Toutanova. 2019. BERT: Pre-training of Deep Bidirectional Transformers for Language Understanding. In *Proceedings of the 2019 Conference of the North American Chapter of the Association for Computational Linguistics: Human Language Technologies, NAACL-HLT 2019*. Association for Computational Linguistics, 4171–4186.
- [14] Alexey Dosovitskiy, Lucas Beyer, Alexander Kolesnikov, Dirk Weissenborn, Xiaohua Zhai, Thomas Unterthiner, Mostafa Dehghani, Matthias Minderer, Georg Heigold, Sylvain Gelly, Jakob Uszkoreit, and Neil Houlsby. 2021. An Image is Worth 16x16 Words: Transformers for Image Recognition at Scale. In *9th International Conference on Learning Representations, ICLR 2021*. OpenReview.net.
- [15] Ziwei Fan, Zhiwei Liu, Jiawei Zhang, Yun Xiong, Lei Zheng, and Philip S. Yu. 2021. Continuous-Time Sequential Recommendation with Temporal Graph Collaborative Transformer. In *CIKM '21: The 30th ACM International Conference on Information and Knowledge Management*. ACM, 433–442.
- [16] Matthias Fey and Jan Eric Lenssen. 2019. Fast Graph Representation Learning with PyTorch Geometric. *CoRR* abs/1903.02428 (2019).
- [17] Palash Goyal, Sujit Rokka Chhetri, and Arquimedes Canedo. 2020. dyngraph2vec: Capturing network dynamics using dynamic graph representation learning. *Knowl. Based Syst.* 187 (2020).
- [18] Palash Goyal, Sujit Rokka Chhetri, Ninareh Mehrabi, Emilio Ferrara, and Arquimedes Canedo. 2018. DynamicGEM: A Library for Dynamic Graph Embedding Methods. *CoRR* abs/1811.10734 (2018).
- [19] Shengnan Guo, Youfang Lin, Ning Feng, Chao Song, and Huaiyu Wan. 2019. Attention Based Spatial-Temporal Graph Convolutional Networks for Traffic Flow Forecasting. In *The Thirty-Third AAAI Conference on Artificial Intelligence, AAAI 2019*. AAAI Press, 922–929.
- [20] Kaiming He, Xiangyu Zhang, Shaoqing Ren, and Jian Sun. 2016. Deep Residual Learning for Image Recognition. In *2016 IEEE Conference on Computer Vision and Pattern Recognition, CVPR 2016*. IEEE Computer Society, 770–778.
- [21] Dan Hendrycks and Kevin Gimpel. 2016. Gaussian error linear units (gelus). *arXiv preprint arXiv:1606.08415* (2016).
- [22] Weihua Hu, Matthias Fey, Marinka Zitnik, Yuxiao Dong, Hongyu Ren, Bowen Liu, Michele Catasta, and Jure Leskovec. 2020. Open Graph Benchmark: Datasets for Machine Learning on Graphs. In *Advances in Neural Information Processing Systems 33, NeurIPS 2020*.
- [23] Zijie Huang, Yizhou Sun, and Wei Wang. 2020. Learning Continuous System Dynamics from Irregularly-Sampled Partial Observations. In *Advances in Neural Information Processing Systems 33, NeurIPS 2020*.
- [24] Ming Jin, Yuan-Fang Li, and Shirui Pan. 2022. Neural Temporal Walks: Motif-Aware Representation Learning on Continuous-Time Dynamic Graphs. In *Advances in Neural Information Processing Systems*.

- [25] Seyed Mehran Kazemi, Rishab Goel, Kshitij Jain, Ivan Kobyzev, Akshay Sethi, Peter Forsyth, and Pascal Poupart. 2020. Representation Learning for Dynamic Graphs: A Survey. *J. Mach. Learn. Res.* 21 (2020), 70:1–70:73.
- [26] Diederik P. Kingma and Jimmy Ba. 2015. Adam: A Method for Stochastic Optimization. In *3rd International Conference on Learning Representations, ICLR 2015*.
- [27] Srijan Kumar, Xikun Zhang, and Jure Leskovec. 2019. Predicting Dynamic Embedding Trajectory in Temporal Interaction Networks. In *Proceedings of the 25th ACM SIGKDD International Conference on Knowledge Discovery & Data Mining, KDD 2019*. ACM, 1269–1278.
- [28] Jintang Li, Kun Xu, Liang Chen, Zibin Zheng, and Xiao Liu. 2021. GraphGallery: A Platform for Fast Benchmarking and Easy Development of Graph Neural Networks Based Intelligent Software. In *43rd IEEE/ACM International Conference on Software Engineering: Companion Proceedings, ICSE Companion 2021*. IEEE, 13–16.
- [29] Shiyang Li, Xiaoyong Jin, Yao Xuan, Xiyong Zhou, Wenhui Chen, Yu-Xiang Wang, and Xifeng Yan. 2019. Enhancing the Locality and Breaking the Memory Bottleneck of Transformer on Time Series Forecasting. In *Advances in Neural Information Processing Systems 32, NeurIPS 2019*. 5244–5254.
- [30] Xiaohan Li, Mengqi Zhang, Shu Wu, Zheng Liu, Liang Wang, and Philip S. Yu. 2020. Dynamic Graph Collaborative Filtering. In *20th IEEE International Conference on Data Mining, ICDM 2020*. IEEE, 322–331.
- [31] Meng Liu, Youzhi Luo, Limei Wang, Yaochen Xie, Hao Yuan, Shurui Gui, Haiyang Yu, Zhao Xu, Jingtun Zhang, Yi Liu, Keqiang Yan, Haoran Liu, Cong Fu, Bora Oztekin, Xuan Zhang, and Shuiwang Ji. 2021. DIG: A Turnkey Library for Diving into Graph Deep Learning Research. *J. Mach. Learn. Res.* 22 (2021), 240:1–240:9.
- [32] Yinhan Liu, Myle Ott, Naman Goyal, Jingfei Du, Mandar Joshi, Danqi Chen, Omer Levy, Mike Lewis, Luke Zettlemoyer, and Veselin Stoyanov. 2019. RoBERTa: A Robustly Optimized BERT Pretraining Approach. *CoRR* abs/1907.11692 (2019).
- [33] Ze Liu, Yutong Lin, Yue Cao, Han Hu, Yixuan Wei, Zheng Zhang, Stephen Lin, and Baining Guo. 2021. Swin Transformer: Hierarchical Vision Transformer using Shifted Windows. In *2021 IEEE/CVF International Conference on Computer Vision, ICCV 2021*. IEEE, 9992–10002.
- [34] Yuhong Luo and Pan Li. 2022. Neighborhood-aware Scalable Temporal Network Representation Learning. In *The First Learning on Graphs Conference*.
- [35] Yao Ma, Ziyi Guo, Zhaochun Ren, Jiliang Tang, and Dawei Yin. 2020. Streaming Graph Neural Networks. In *Proceedings of the 43rd International ACM SIGIR conference on research and development in Information Retrieval, SIGIR 2020*. ACM, 719–728.
- [36] Vinod Nair and Geoffrey E. Hinton. 2010. Rectified Linear Units Improve Restricted Boltzmann Machines. In *Proceedings of the 27th International Conference on Machine Learning (ICML-10)*. Omnipress, 807–814.
- [37] Yuqi Nie, Nam H Nguyen, Phanwadee Sinthong, and Jayant Kalagnanam. 2023. A Time Series is Worth 64 Words: Long-term Forecasting with Transformers. In *International Conference on Learning Representations*.
- [38] Aldo Pareja, Giacomo Domeniconi, Jie Chen, Tengfei Ma, Toyotaro Suzumura, Hiroki Kanezashi, Tim Kaler, Tao B. Schardl, and Charles E. Leiserson. 2020. EvolveGCN: Evolving Graph Convolutional Networks for Dynamic Graphs. In *The Thirty-Fourth AAAI Conference on Artificial Intelligence, AAAI 2020*. AAAI Press, 5363–5370.
- [39] Razvan Pascanu, Tomás Mikolov, and Yoshua Bengio. 2013. On the difficulty of training recurrent neural networks. In *Proceedings of the 30th International Conference on Machine Learning, ICML 2013 (JMLR Workshop and Conference Proceedings, Vol. 28)*. JMLR.org, 1310–1318.

- [40] Adam Paszke, Sam Gross, Francisco Massa, Adam Lerer, James Bradbury, Gregory Chanan, Trevor Killeen, Zeming Lin, Natalia Gimelshein, Luca Antiga, Alban Desmaison, Andreas Köpf, Edward Z. Yang, Zachary DeVito, Martin Raison, Alykhan Tejani, Sasank Chilamkurthy, Benoit Steiner, Lu Fang, Junjie Bai, and Soumith Chintala. 2019. PyTorch: An Imperative Style, High-Performance Deep Learning Library. In *Advances in Neural Information Processing Systems 32, NeurIPS 2019*. 8024–8035.
- [41] James W Pennebaker, Martha E Francis, and Roger J Booth. 2001. Linguistic inquiry and word count: LIWC 2001. *Mahway: Lawrence Erlbaum Associates* 71, 2001 (2001), 2001.
- [42] Tobias Pfaff, Meire Fortunato, Alvaro Sanchez-Gonzalez, and Peter W. Battaglia. 2021. Learning Mesh-Based Simulation with Graph Networks. In *9th International Conference on Learning Representations, ICLR 2021*. OpenReview.net.
- [43] Farimah Poursafaei, Andy Huang, Kellin Pelrine, and Reihaneh Rabbany. 2022. Towards Better Evaluation for Dynamic Link Prediction. In *Thirty-sixth Conference on Neural Information Processing Systems Datasets and Benchmarks Track*.
- [44] Emanuele Rossi, Ben Chamberlain, Fabrizio Frasca, Davide Eynard, Federico Monti, and Michael M. Bronstein. 2020. Temporal Graph Networks for Deep Learning on Dynamic Graphs. *CoRR* abs/2006.10637 (2020).
- [45] Benedek Rozemberczki, Paul Scherer, Yixuan He, George Panagopoulos, Alexander Riedel, Maria Sinziana Astefanoaei, Oliver Kiss, Ferenc Béres, Guzmán López, Nicolas Collignon, and Rik Sarkar. 2021. PyTorch Geometric Temporal: Spatiotemporal Signal Processing with Neural Machine Learning Models. In *CIKM '21: The 30th ACM International Conference on Information and Knowledge Management*. ACM, 4564–4573.
- [46] Alvaro Sanchez-Gonzalez, Jonathan Godwin, Tobias Pfaff, Rex Ying, Jure Leskovec, and Peter W. Battaglia. 2020. Learning to Simulate Complex Physics with Graph Networks. In *Proceedings of the 37th International Conference on Machine Learning, ICML 2020 (Proceedings of Machine Learning Research, Vol. 119)*. PMLR, 8459–8468.
- [47] Aravind Sankar, Yanhong Wu, Liang Gou, Wei Zhang, and Hao Yang. 2020. DySAT: Deep Neural Representation Learning on Dynamic Graphs via Self-Attention Networks. In *WSDM '20: The Thirteenth ACM International Conference on Web Search and Data Mining*. ACM, 519–527.
- [48] Joakim Skarding, Bogdan Gabrys, and Katarzyna Musial. 2021. Foundations and modeling of dynamic networks using dynamic graph neural networks: A survey. *IEEE Access* 9 (2021), 79143–79168.
- [49] Weiping Song, Zhiping Xiao, Yifan Wang, Laurent Charlin, Ming Zhang, and Jian Tang. 2019. Session-Based Social Recommendation via Dynamic Graph Attention Networks. In *Proceedings of the Twelfth ACM International Conference on Web Search and Data Mining, WSDM 2019*. ACM, 555–563.
- [50] Nitish Srivastava, Geoffrey E. Hinton, Alex Krizhevsky, Ilya Sutskever, and Ruslan Salakhutdinov. 2014. Dropout: a simple way to prevent neural networks from overfitting. *J. Mach. Learn. Res.* 15, 1 (2014), 1929–1958.
- [51] Sainbayar Sukhbaatar, Arthur Szlam, Jason Weston, and Rob Fergus. 2015. End-To-End Memory Networks. In *Advances in Neural Information Processing Systems* 28. 2440–2448.
- [52] Ilya O. Tolstikhin, Neil Houlsby, Alexander Kolesnikov, Lucas Beyer, Xiaohua Zhai, Thomas Unterthiner, Jessica Yung, Andreas Steiner, Daniel Keysers, Jakob Uszkoreit, Mario Lucic, and Alexey Dosovitskiy. 2021. MLP-Mixer: An all-MLP Architecture for Vision. In *Advances in Neural Information Processing Systems 34, NeurIPS 2021*. 24261–24272.
- [53] Rakshit Trivedi, Mehrdad Farajtabar, Prasenjeet Biswal, and Hongyuan Zha. 2019. DyRep: Learning Representations over Dynamic Graphs. In *7th International Conference on Learning Representations, ICLR 2019*. OpenReview.net.

- [54] Ashish Vaswani, Noam Shazeer, Niki Parmar, Jakob Uszkoreit, Llion Jones, Aidan N. Gomez, Lukasz Kaiser, and Illia Polosukhin. 2017. Attention is All you Need. In *Advances in Neural Information Processing Systems*. 5998–6008.
- [55] Lu Wang, Xiaofu Chang, Shuang Li, Yunfei Chu, Hui Li, Wei Zhang, Xiaofeng He, Le Song, Jingren Zhou, and Hongxia Yang. 2021. TCL: Transformer-based Dynamic Graph Modelling via Contrastive Learning. *CoRR* abs/2105.07944 (2021).
- [56] Minjie Wang, Lingfan Yu, Da Zheng, Quan Gan, Yu Gai, Zihao Ye, Mufei Li, Jinjing Zhou, Qi Huang, Chao Ma, Ziyue Huang, Qipeng Guo, Hao Zhang, Haibin Lin, Junbo Zhao, Jinyang Li, Alexander J. Smola, and Zheng Zhang. 2019. Deep Graph Library: Towards Efficient and Scalable Deep Learning on Graphs. *CoRR* abs/1909.01315 (2019).
- [57] Xuhong Wang, Ding Lyu, Mengjian Li, Yang Xia, Qi Yang, Xinwen Wang, Xinguang Wang, Ping Cui, Yupu Yang, Bowen Sun, and Zhenyu Guo. 2021. APAN: Asynchronous Propagation Attention Network for Real-time Temporal Graph Embedding. In *SIGMOD '21: International Conference on Management of Data*. ACM, 2628–2638.
- [58] Yanbang Wang, Yen-Yu Chang, Yunyu Liu, Jure Leskovec, and Pan Li. 2021. Inductive Representation Learning in Temporal Networks via Causal Anonymous Walks. In *9th International Conference on Learning Representations, ICLR 2021*. OpenReview.net.
- [59] Jason Weston, Sumit Chopra, and Antoine Bordes. 2015. Memory Networks. In *3rd International Conference on Learning Representations, ICLR 2015*.
- [60] Haixu Wu, Jiehui Xu, Jianmin Wang, and Mingsheng Long. 2021. Autoformer: Decomposition Transformers with Auto-Correlation for Long-Term Series Forecasting. In *Advances in Neural Information Processing Systems 34, NeurIPS 2021*. 22419–22430.
- [61] Zonghan Wu, Shirui Pan, Guodong Long, Jing Jiang, and Chengqi Zhang. 2019. Graph WaveNet for Deep Spatial-Temporal Graph Modeling. In *Proceedings of the Twenty-Eighth International Joint Conference on Artificial Intelligence, IJCAI 2019*. ijcai.org, 1907–1913.
- [62] Da Xu, Chuanwei Ruan, Evren Körpeoglu, Sushant Kumar, and Kannan Achan. 2020. Inductive representation learning on temporal graphs. In *8th International Conference on Learning Representations, ICLR 2020*. OpenReview.net.
- [63] Guotong Xue, Ming Zhong, Jianxin Li, Jia Chen, Chengshuai Zhai, and Ruochen Kong. 2022. Dynamic network embedding survey. *Neurocomputing* 472 (2022), 212–223.
- [64] Jiaxuan You, Tianyu Du, and Jure Leskovec. 2022. ROLAND: Graph Learning Framework for Dynamic Graphs. In *KDD '22: The 28th ACM SIGKDD Conference on Knowledge Discovery and Data Mining*. ACM, 2358–2366.
- [65] Bing Yu, Haoteng Yin, and Zhanxing Zhu. 2018. Spatio-Temporal Graph Convolutional Networks: A Deep Learning Framework for Traffic Forecasting. In *Proceedings of the Twenty-Seventh International Joint Conference on Artificial Intelligence, IJCAI 2018*. ijcai.org, 3634–3640.
- [66] Le Yu, Bowen Du, Xiao Hu, Leilei Sun, Liangzhe Han, and Weifeng Lv. 2021. Deep spatio-temporal graph convolutional network for traffic accident prediction. *Neurocomputing* 423 (2021), 135–147.
- [67] Le Yu, Zihang Liu, Tongyu Zhu, Leilei Sun, Bowen Du, and Weifeng Lv. 2022. Modelling Evolutionary and Stationary User Preferences for Temporal Sets Prediction. *CoRR* abs/2204.05490 (2022).
- [68] Le Yu, Guanghui Wu, Leilei Sun, Bowen Du, and Weifeng Lv. 2022. Element-guided Temporal Graph Representation Learning for Temporal Sets Prediction. In *WWW '22: The ACM Web Conference 2022*. ACM, 1902–1913.
- [69] Mengqi Zhang, Shu Wu, Xueli Yu, Qiang Liu, and Liang Wang. 2022. Dynamic graph neural networks for sequential recommendation. *IEEE Transactions on Knowledge and Data Engineering* (2022).

- [70] Haoyi Zhou, Shanghang Zhang, Jieqi Peng, Shuai Zhang, Jianxin Li, Hui Xiong, and Wancai Zhang. 2021. Informer: Beyond Efficient Transformer for Long Sequence Time-Series Forecasting. In *Thirty-Fifth AAAI Conference on Artificial Intelligence, AAAI 2021*. AAAI Press, 11106–11115.
- [71] Hongkuan Zhou, Da Zheng, Israt Nisa, Vasileios Ioannidis, Xiang Song, and George Karypis. 2022. TGL: a general framework for temporal GNN training on billion-scale graphs. *Proceedings of the VLDB Endowment* 15, 8 (2022), 1572–1580.

## A Details of the Experiments

### A.1 Descriptions of Datasets

We use thirteen datasets that are collected by [43] in the experiments:

- **Wikipedia** is a bipartite interaction graph that contains the edits on Wikipedia pages over a month. Nodes represent users and pages, and links denote the editing behaviors with timestamps. Each link is associated with a 172-dimensional Linguistic Inquiry and Word Count (LIWC) feature [41]. This dataset additionally contains dynamic labels that indicate whether users are temporarily banned from editing.
- **Reddit** is bipartite and records the posts of users under subreddits during one month. Users and subreddits are the nodes, and links are the timestamped posting requests. Each link has a 172-dimensional LIWC feature. This dataset also includes dynamic labels representing whether users are banned from posting.
- **MOOC** is a bipartite interaction network of online sources, where nodes are students and course content units (e.g., videos and problem sets). Each link denotes a student’s access behavior to a specific content unit and is assigned with a 4-dimensional feature.
- **LastFM** is bipartite and consists of the information about which songs were listened to by which users over one month. Users and songs are nodes, and links denote the listening behaviors of users.
- **Enron** records the email communications between employees of the ENRON energy corporation over three years.
- **Social Evo.** is a mobile phone proximity network that monitors the daily activities of an entire undergraduate dormitory for a period of eight months, where each link has a 2-dimensional feature.
- **UCI** is an online communication network, where nodes are university students and links are messages posted by students.
- **Flights** is a dynamic flight network that displays the development of air traffic during the COVID-19 pandemic. Airports are represented by nodes and the tracked flights are denoted as links. Each link is associated with a weight, indicating the number of flights between two airports in a day.
- **Can. Parl.** is a dynamic political network that records the interactions between Canadian Members of Parliament (MPs) from 2006 to 2019. Each node represents an MP from an electoral district and a link is created when two MPs both vote "yes" on a bill. The weight of each link refers to the number of times that one MP voted “yes” for another MP in a year.
- **US Legis.** is a senate co-sponsorship network that tracks social interactions between legislators in the US Senate. The weight of each link specifies the number of times two congresspersons have co-sponsored a bill in a given congress.
- **UN Trade** contains the food and agriculture trade between 181 nations for more than 30 years. The weight of each link indicates the total sum of normalized agriculture import or export values between two particular countries.
- **UN Vote** records roll-call votes in the United Nations General Assembly. If two nations both voted "yes" to an item, the weight of the link between them is increased by one.
- **Contact** describes how the physical proximity evolves among about 700 university students over a month. Each student has a unique identifier and links denote that they are within



close proximity to each other. Each link is associated with a weight, revealing the physical proximity between students.

We show the statistics of the datasets in Table 5. We notice a slight difference between the statistics of the Contact dataset reported in [43] (which has 694 nodes and 2,426,280 links) and our own calculations, although both of them are computed based on the released dataset by [43]. We ultimately report our statistics of the Contact dataset in this paper.

Table 5: Statistics of the datasets.

Datasets	Domains	#Nodes	#Links	#Node & Link Features	Bipartite	Duration
Wikipedia	Social	9,227	157,474	- & 172	True	1 month
Reddit	Social	10,984	672,447	- & 172	True	1 month
MOOC	Interaction	7,144	411,749	- & 4	True	17 months
LastFM	Interaction	1,980	1,293,103	- & -	True	1 month
Enron	Social	184	125,235	- & -	False	3 years
Social Evo.	Proximity	74	2,099,519	- & 2	False	8 months
UCI	Social	1,899	59,835	- & -	False	196 days
Flights	Transport	13,169	1,927,145	- & 1	False	4 months
Can. Parl.	Politics	734	74,478	- & 1	False	14 years
US Legis.	Politics	225	60,396	- & 1	False	12 congresses
UN Trade	Economics	255	507,497	- & 1	False	32 years
UN Vote	Politics	201	1,035,742	- & 1	False	72 years
Contact	Proximity	692	2,426,279	- & 1	False	1 month

## A.2 Descriptions of Baselines

We select the following eight baselines:

- **JODIE** is designed for temporal bipartite networks of user-item interactions. It employs two coupled recurrent neural networks to update the states of users and items. A projection operation is introduced to learn the future representation trajectory of each user/item [27].
- **DyRep** proposes a recurrent architecture to update node states upon each interaction. It also includes a temporal-attentive aggregation module to consider the temporally evolving structural information in dynamic graphs [53].
- **TGAT** computes the node representation by aggregating features from each node’s temporal-topological neighbors based on the self-attention mechanism. It is also equipped with a time encoding function for capturing temporal patterns [62].
- **TGN** maintains an evolving memory for each node and updates this memory when the node is observed in an interaction, which is achieved by the message function, message aggregator, and memory updater. An embedding module is leveraged to generate the temporal representations of nodes [44].
- **CAWN** first extracts multiple causal anonymous walks for each node, which can explore the causality of network dynamics and generate relative node identities. Then, it utilizes recurrent neural networks to encode each walk and aggregates these walks to obtain the final node representation [58].
- **EdgeBank** is a pure memory-based approach without trainable parameters for transductive dynamic link prediction. It stores the observed interactions in the memory unit and updates the memory through various strategies. An interaction will be predicted as positive if it was retained in the memory, and negative otherwise [43]. The publication presents two updating strategies, but their official implementations include two more<sup>1</sup>. To be specific, the four variants of EdgeBank are: EdgeBank<sub>∞</sub> with unlimited memory to store all the observed edges; EdgeBank<sub>tw-ts</sub> and EdgeBank<sub>tw-re</sub>, which only remember edges within a fixed-size time window from the immediate past. The window size of EdgeBank<sub>tw-ts</sub> is set to the duration of the test split, while EdgeBank<sub>tw-re</sub> makes it related to the time intervals of

<sup>1</sup>[https://github.com/fpour/DGB/blob/main/EdgeBank/link\\_pred/edge\\_bank\\_baseline.py](https://github.com/fpour/DGB/blob/main/EdgeBank/link_pred/edge_bank_baseline.py)

repeated edges;  $\text{EdgeBank}_{\text{th}}$  that retains edges with appearing counts higher than a threshold. We experiment with all four variants and report the best performance among them.

- **TCL** first generates each node’s interaction sequence by performing a breadth-first search algorithm on the temporal dependency interaction sub-graph. Then, it presents a graph transformer that considers both graph topology and temporal information to learn node representations. It also incorporates a cross-attention operation for modeling the inter-dependencies of two interaction nodes [55].
- **GraphMixer** shows that a fixed time encoding function performs better than the trainable version. It incorporates the fixed function into a link encoder based on MLP-Mixer [52] to learn from temporal links. A node encoder with neighbor mean-pooling is employed to summarize node features [12].

### A.3 Some Problematic Implementations in Baselines

JODIE, DyRep, and TGN models are based on memory networks, and their implementations have designed the raw messages to avoid information leakage. However, they fail to store the raw messages when saving models because the raw messages are maintained in a dictionary and thus cannot be saved as model parameters<sup>2</sup>. Our DyGLib has addressed this issue by additionally saving the correct raw messages when saving models. In the official implementation of CAWN, the encoding of each causal anonymous walk is represented by the embedding at the last position of the walk<sup>3</sup>. However, some walks are padded to support mini-batch training in practice, making the last position of these padded walks meaningless. To get the correct encoding, it is necessary to use the actual length of each walk. Moreover, there can be problems with the `nodeedge2idx` dictionary computed by the `get_ts2idx` function<sup>4</sup> when multiple interactions simultaneously occur at the last timestamp. This can lead to information leakage since the model may potentially access more interactions for a given interaction even if they happen at the same time. Our DyGLib has fixed these problems.

### A.4 Some Inconsistent Observations with Previous Reports

In the experiments, we find that the behaviors of baselines are inconsistent with their previous reports in some cases. We attribute these phenomena to the following reasons.

**Suboptimal Settings of Hyperparameters.** Some important hyperparameters in the baselines are not sufficiently fine-tuned, such as the dropout rate, the number of sampled neighbors, the number of random walks, the length of input sequences, and the neighbor sampling strategies. We perform the grid search to find the best settings of these hyperparameters and obtain the improved performance of many baselines.

**Usage of Problematic Implementations.** Some previous studies utilize problematic implementations in their experiments, and the reported results may not be rigorous. For example, we notice that [43] shows better performance on CAWN, but after fixing the issues we mentioned above, the results of CAWN become worse in some cases.

**Adaptions for Evaluations.** There also exist some differences between GraphMixer’s results in the original paper and our work because we modify its implementation to fit our evaluations. The original GraphMixer could only be evaluated for transductive dynamic link prediction. In this work, we remove the one-hot encoding of nodes in GraphMixer to adapt it to the inductive setting, which may lead to decreased performance in certain situations.

### A.5 Configurations of Different Methods

We first present the official settings of baselines as well as the configurations of DyGFormer. These configurations remain unchanged across all the datasets.

---

<sup>2</sup>[https://github.com/twitter-research/tgn/blob/2aa295a1f182137a6ad56328b43cb3d8223cae77/train\\_self\\_supervised.py#L302](https://github.com/twitter-research/tgn/blob/2aa295a1f182137a6ad56328b43cb3d8223cae77/train_self_supervised.py#L302)

<sup>3</sup><https://github.com/snap-stanford/CAW/blob/f994ff2b2c29778e6250b6a9928fd9943e0163f7/module.py#L1069>

<sup>4</sup><https://github.com/snap-stanford/CAW/blob/f994ff2b2c29778e6250b6a9928fd9943e0163f7/graph.py#L79>

- **JODIE:**
  - Dimension of time encoding: 100
  - Dimension of node memory: 172
  - Dimension of output representation: 172
  - Memory updater: vanilla recurrent neural network
- **DyRep:**
  - Dimension of time encoding: 100
  - Dimension of node memory: 172
  - Dimension of output representation: 172
  - Number of graph attention heads: 2
  - Number of graph convolution layers: 1
  - Memory updater: vanilla recurrent neural network
- **TGAT:**
  - Dimension of time encoding: 100
  - Dimension of output representation: 172
  - Number of graph attention heads: 2
  - Number of graph convolution layers: 2
- **TGN:**
  - Dimension of time encoding: 100
  - Dimension of node memory: 172
  - Dimension of output representation: 172
  - Number of graph attention heads: 2
  - Number of graph convolution layers: 1
  - Memory updater: gated recurrent unit [10]
- **CAWN:**
  - Dimension of time encoding: 100
  - Dimension of position encoding: 172
  - Dimension of output representation: 172
  - Number of attention heads for encoding walks: 8
  - Length of each walk (including the target node): 2
  - Time scaling factor  $\alpha$ : 1e-6
- **TCL:**
  - Dimension of time encoding: 100
  - Dimension of depth encoding: 172
  - Dimension of output representation: 172
  - Number of attention heads: 2
  - Number of Transformer layers: 2
- **GraphMixer:**
  - Dimension of time encoding: 100
  - Dimension of output representation: 172
  - Number of MLP-Mixer layers: 2
  - Time gap  $T$ : 2000
- **DyGFormer:**
  - Dimension of time encoding  $d_T$ : 100
  - Dimension of neighbor co-occurrence encoding  $d_C$ : 50
  - Dimension of aligned encoding  $d$ : 50
  - Dimension of output representation  $d_{out}$ : 172
  - Number of attention heads  $I$ : 2

– Number of Transformer layers  $L$ : 2

Then, we perform the grad search to find the best settings of some critical hyperparameters, where the searched ranges and related methods are shown in Table 6. It is worth noticing that DyGFormer can directly handle nodes with sequence lengths shorter than the defined length. When the sequence length exceeds the specified length, we select the most recent interactions up to the defined length.

Table 6: Searched ranges of hyperparameters and the related methods.

Hyperparameters	Searched Ranges	Related Methods
Dropout Rate [50]	[0.0, 0.1, 0.2, 0.3, 0.4, 0.5, 0.6]	JODIE, DyRep, TGAT, TGN, CAWN, TCL, GraphMixer, DyGFormer
Number of Sampled Neighbors	[10, 20, 30]	DyRep, TGAT, TGN, TCL, GraphMixer
Neighbor Sampling Strategies	[uniform, recent]	DyRep, TGAT, TGN, TCL, GraphMixer
Number of Causal Anonymous Walks	[16, 32, 64, 128]	CAWN
Memory Updating Variants	[EdgeBank <sub>∞</sub> , EdgeBank <sub>tw-ts</sub> , EdgeBank <sub>tw-re</sub> , EdgeBank <sub>th</sub> ]	EdgeBank
Length of Input Sequences & Patch Size	[32 & 1, 64 & 2, 128 & 4, 256 & 8, 512 & 16, 1024 & 32, 2048 & 64, 4096 & 128]	DyGFormer

Finally, we show the hyperparameter settings of various methods that are determined by the grad search in Table 7, Table 8, Table 9 and Table 10.

Table 7: Configurations of the dropout rate of different methods.

Datasets	JODIE	DyRep	TGAT	TGN	CAWN	TCL	GraphMixer	DyGFormer
Wikipedia	0.1	0.1	0.1	0.1	0.1	0.1	0.5	0.1
Reddit	0.1	0.1	0.1	0.1	0.1	0.1	0.5	0.2
MOOC	0.2	0.0	0.1	0.2	0.1	0.1	0.4	0.1
LastFM	0.3	0.0	0.1	0.3	0.1	0.1	0.0	0.1
Enron	0.1	0.0	0.2	0.0	0.1	0.1	0.5	0.0
Social Evo.	0.1	0.1	0.1	0.0	0.1	0.0	0.3	0.1
UCI	0.4	0.0	0.1	0.1	0.1	0.0	0.4	0.1
Flights	0.1	0.1	0.1	0.1	0.1	0.1	0.2	0.1
Can. Parl.	0.0	0.0	0.2	0.3	0.0	0.2	0.2	0.1
US Legis.	0.2	0.0	0.1	0.1	0.1	0.3	0.4	0.0
UN Trade	0.4	0.1	0.1	0.2	0.1	0.0	0.1	0.0
UN Vote	0.1	0.1	0.2	0.1	0.1	0.0	0.0	0.2
Contact	0.1	0.0	0.1	0.1	0.1	0.0	0.1	0.0

## B Detailed Experimental Results

### B.1 Additional Results for Transductive Dynamic Link Prediction

We show the AUC-ROC for transductive dynamic link prediction with three negative sampling strategies in Table 11.

### B.2 Additional Results for Inductive Dynamic Link Prediction

We present the AP and AUC-ROC for inductive dynamic link prediction with three negative sampling strategies in Table 12 and Table 13 .

Table 8: Configurations of the number of sampled neighbors, the number of causal anonymous walks, or the length of input sequences & the patch size of different methods.

Datasets	DyRep	TGAT	TGN	CAWN	TCL	GraphMixer	DyGFormer
Wikipedia	10	20	10	32	20	30	32 & 1
Reddit	10	20	10	32	20	10	64 & 2
MOOC	10	20	10	64	20	20	256 & 8
LastFM	10	20	10	128	20	10	512 & 16
Enron	10	20	10	32	20	20	256 & 8
Social Evo.	10	20	10	64	20	20	32 & 1
UCI	10	20	10	64	20	20	32 & 1
Flights	10	20	10	64	20	20	256 & 8
Can. Parl.	10	20	10	128	20	20	2048 & 64
US Legis.	10	20	10	32	20	20	256 & 8
UN Trade	10	20	10	64	20	20	256 & 8
UN Vote	10	20	10	64	20	20	128 & 4
Contact	10	20	10	64	20	20	32 & 1

Table 9: Configurations of neighbor sampling strategies of different methods.

Datasets	DyRep	TGAT	TGN	TCL	GraphMixer
Wikipedia	recent	recent	recent	recent	recent
Reddit	recent	uniform	recent	uniform	recent
MOOC	recent	recent	recent	recent	recent
LastFM	recent	recent	recent	recent	recent
Enron	recent	recent	recent	recent	recent
Social Evo.	recent	recent	recent	recent	recent
UCI	recent	recent	recent	recent	recent
Flights	recent	recent	recent	recent	recent
Can. Parl.	uniform	uniform	uniform	uniform	uniform
US Legis.	recent	recent	recent	uniform	recent
UN Trade	recent	uniform	recent	uniform	uniform
UN Vote	recent	recent	uniform	uniform	uniform
Contact	recent	recent	recent	recent	recent

Table 10: Configurations of the variants of EdgeBank with three negative sampling strategies.

Datasets	Random	Historical	Inductive
Wikipedia	EdgeBank <sub>∞</sub>	EdgeBank <sub>th</sub>	EdgeBank <sub>th</sub>
Reddit	EdgeBank <sub>∞</sub>	EdgeBank <sub>th</sub>	EdgeBank <sub>th</sub>
MOOC	EdgeBank <sub>tw-ts</sub>	EdgeBank <sub>tw-re</sub>	EdgeBank <sub>th</sub>
LastFM	EdgeBank <sub>tw-ts</sub>	EdgeBank <sub>tw-re</sub>	EdgeBank <sub>th</sub>
Enron	EdgeBank <sub>tw-ts</sub>	EdgeBank <sub>tw-re</sub>	EdgeBank <sub>th</sub>
Social Evo.	EdgeBank <sub>th</sub>	EdgeBank <sub>th</sub>	EdgeBank <sub>th</sub>
UCI	EdgeBank <sub>∞</sub>	EdgeBank <sub>tw-ts</sub>	EdgeBank <sub>tw-re</sub>
Flights	EdgeBank <sub>∞</sub>	EdgeBank <sub>th</sub>	EdgeBank <sub>th</sub>
Can. Parl.	EdgeBank <sub>tw-ts</sub>	EdgeBank <sub>tw-ts</sub>	EdgeBank <sub>th</sub>
US Legis.	EdgeBank <sub>tw-ts</sub>	EdgeBank <sub>tw-ts</sub>	EdgeBank <sub>tw-ts</sub>
UN Trade	EdgeBank <sub>tw-re</sub>	EdgeBank <sub>tw-re</sub>	EdgeBank <sub>th</sub>
UN Vote	EdgeBank <sub>tw-re</sub>	EdgeBank <sub>tw-re</sub>	EdgeBank <sub>tw-re</sub>
Contact	EdgeBank <sub>tw-re</sub>	EdgeBank <sub>tw-re</sub>	EdgeBank <sub>th</sub>

Table 11: AUC-ROC for transductive dynamic link prediction with random, history, and inductive negative sampling strategies.

NSS	Datasets	JODIE	DyRep	TGAT	TGN	CAWN	EdgeBank	TCL	GraphMixer	DyGFormer
rnd	Wikipedia	96.33 ± 0.07	94.37 ± 0.09	96.67 ± 0.07	98.37 ± 0.07	98.54 ± 0.04	90.78 ± 0.00	95.84 ± 0.18	96.92 ± 0.03	<b>98.91 ± 0.02</b>
	Reddit	98.31 ± 0.05	98.17 ± 0.05	98.47 ± 0.02	98.60 ± 0.06	<u>99.01 ± 0.01</u>	95.37 ± 0.00	97.42 ± 0.02	97.17 ± 0.02	<b>99.15 ± 0.01</b>
	MOOC	83.81 ± 2.09	85.03 ± 0.58	87.11 ± 0.19	<b>91.21 ± 1.15</b>	80.38 ± 0.26	60.86 ± 0.00	83.12 ± 0.18	84.01 ± 0.17	<u>87.91 ± 0.58</u>
	LastFM	70.49 ± 1.66	71.16 ± 1.89	71.59 ± 0.18	78.47 ± 2.94	<u>85.92 ± 0.10</u>	83.77 ± 0.00	64.06 ± 1.16	73.53 ± 0.12	<b>93.05 ± 0.10</b>
	Enron	87.96 ± 0.52	84.89 ± 3.00	68.89 ± 1.10	88.32 ± 0.99	<u>90.45 ± 0.14</u>	87.05 ± 0.00	75.74 ± 0.72	84.38 ± 0.21	<b>93.33 ± 0.13</b>
	Social Evo.	92.05 ± 0.46	90.76 ± 0.21	94.76 ± 0.16	<u>95.39 ± 0.17</u>	87.34 ± 0.08	81.60 ± 0.00	94.84 ± 0.17	95.23 ± 0.07	<b>96.30 ± 0.01</b>
	UCI	90.44 ± 0.49	68.77 ± 2.34	78.53 ± 0.74	92.03 ± 1.13	<u>93.87 ± 0.08</u>	77.30 ± 0.00	87.82 ± 1.36	91.81 ± 0.67	<b>94.49 ± 0.26</b>
	Flights	96.21 ± 1.42	95.95 ± 0.62	94.13 ± 0.17	98.22 ± 0.13	<u>98.45 ± 0.01</u>	90.23 ± 0.00	91.21 ± 0.02	91.13 ± 0.01	<b>98.93 ± 0.01</b>
	Can. Parl.	78.21 ± 0.23	73.35 ± 3.67	75.69 ± 0.78	76.99 ± 1.80	75.70 ± 3.27	64.14 ± 0.00	72.46 ± 3.23	<u>83.17 ± 0.53</u>	<b>97.76 ± 0.41</b>
	US Legis.	<u>82.85 ± 1.07</u>	82.28 ± 0.32	75.84 ± 1.99	<b>83.34 ± 0.43</b>	77.16 ± 0.39	62.57 ± 0.00	76.27 ± 0.63	76.96 ± 0.79	77.90 ± 0.58
	UN Trade	<u>69.62 ± 0.44</u>	67.44 ± 0.83	64.01 ± 0.12	69.10 ± 1.67	68.54 ± 0.18	66.75 ± 0.00	64.72 ± 0.05	65.52 ± 0.51	<b>70.20 ± 1.44</b>
	UN Vote	<u>68.53 ± 0.95</u>	67.18 ± 1.04	52.83 ± 1.12	<b>69.71 ± 2.65</b>	53.09 ± 0.22	62.97 ± 0.00	51.88 ± 0.36	52.46 ± 0.27	57.12 ± 0.62
	Contact	96.66 ± 0.89	96.48 ± 0.14	96.95 ± 0.08	<u>97.54 ± 0.35</u>	89.99 ± 0.34	94.34 ± 0.00	94.15 ± 0.09	93.94 ± 0.02	<b>98.53 ± 0.01</b>
	Avg. Rank	4.38	5.77	6.00	2.54	4.38	7.31	7.23	5.77	1.62
hist	Wikipedia	80.77 ± 0.73	77.74 ± 0.33	82.87 ± 0.22	82.74 ± 0.32	67.84 ± 0.64	77.27 ± 0.00	<u>85.76 ± 0.46</u>	<b>87.68 ± 0.17</b>	78.80 ± 1.95
	Reddit	80.52 ± 0.32	80.15 ± 0.18	79.33 ± 0.16	<b>81.11 ± 0.19</b>	80.27 ± 0.30	78.58 ± 0.00	76.49 ± 0.16	77.80 ± 0.12	<u>80.54 ± 0.29</u>
	MOOC	82.75 ± 0.83	81.06 ± 0.94	80.81 ± 0.67	<b>88.00 ± 1.80</b>	71.57 ± 1.07	61.90 ± 0.00	72.09 ± 0.56	76.68 ± 1.40	<u>87.04 ± 0.35</u>
	LastFM	75.22 ± 2.36	74.65 ± 1.98	64.27 ± 0.26	77.97 ± 3.04	67.88 ± 0.24	<u>78.09 ± 0.00</u>	47.24 ± 3.13	64.21 ± 0.73	<b>78.78 ± 0.35</b>
	Enron	75.39 ± 2.37	74.69 ± 3.55	61.85 ± 1.43	<u>77.09 ± 2.22</u>	65.10 ± 0.34	<b>79.59 ± 0.00</b>	67.95 ± 0.88	75.27 ± 1.14	76.55 ± 0.52
	Social Evo.	90.06 ± 3.15	93.12 ± 0.34	93.08 ± 0.59	<u>94.71 ± 0.53</u>	87.43 ± 0.15	85.81 ± 0.00	93.44 ± 0.68	94.39 ± 0.31	<b>97.28 ± 0.07</b>
	UCI	<b>78.64 ± 3.50</b>	57.91 ± 3.12	58.89 ± 1.57	77.25 ± 2.68	57.86 ± 0.15	69.56 ± 0.00	72.25 ± 3.46	<u>77.54 ± 2.02</u>	76.97 ± 0.24
	Flights	68.97 ± 1.87	69.43 ± 0.90	<u>72.20 ± 0.16</u>	68.39 ± 0.95	66.11 ± 0.71	<b>74.64 ± 0.00</b>	70.57 ± 0.18	70.37 ± 0.23	68.09 ± 0.43
	Can. Parl.	62.44 ± 1.11	70.16 ± 1.70	70.86 ± 0.94	73.23 ± 3.08	72.06 ± 3.94	63.04 ± 0.00	69.95 ± 3.70	<u>79.03 ± 1.01</u>	<b>97.61 ± 0.40</b>
	US Legis.	67.47 ± 6.40	<b>91.44 ± 1.18</b>	73.47 ± 5.25	83.53 ± 4.53	78.62 ± 7.46	67.41 ± 0.00	83.97 ± 3.71	85.17 ± 0.70	90.77 ± 1.96
	UN Trade	68.92 ± 1.40	64.36 ± 1.40	60.37 ± 0.68	63.93 ± 5.41	63.09 ± 0.74	<b>86.61 ± 0.00</b>	61.43 ± 1.04	63.20 ± 1.54	<u>73.86 ± 1.13</u>
	UN Vote	<u>76.84 ± 1.01</u>	74.72 ± 1.43	53.95 ± 3.15	73.40 ± 5.20	51.27 ± 0.33	<b>89.62 ± 0.00</b>	52.29 ± 2.39	52.61 ± 1.44	64.27 ± 1.78
	Contact	<u>96.35 ± 0.92</u>	96.00 ± 0.23	95.39 ± 0.43	93.76 ± 1.29	83.06 ± 0.32	92.17 ± 0.00	93.34 ± 0.19	93.14 ± 0.34	<b>97.17 ± 0.05</b>
	Avg. Rank	4.38	4.77	5.85	3.46	7.38	5.38	6.08	4.77	2.92
ind	Wikipedia	70.96 ± 0.78	67.36 ± 0.96	81.93 ± 0.22	80.97 ± 0.31	70.95 ± 0.95	81.73 ± 0.00	<u>82.19 ± 0.48</u>	<b>84.28 ± 0.30</b>	75.09 ± 3.70
	Reddit	83.51 ± 0.15	82.90 ± 0.31	<u>87.13 ± 0.20</u>	84.56 ± 0.24	<b>88.04 ± 0.29</b>	85.93 ± 0.00	84.67 ± 0.29	82.21 ± 0.13	86.23 ± 0.51
	MOOC	66.63 ± 2.30	63.26 ± 1.01	73.18 ± 0.33	<u>77.44 ± 2.86</u>	70.32 ± 1.43	48.18 ± 0.00	70.36 ± 0.37	72.45 ± 0.72	<b>80.76 ± 0.76</b>
	LastFM	61.32 ± 3.49	62.15 ± 2.12	63.99 ± 0.21	65.46 ± 4.27	67.92 ± 0.44	<b>77.37 ± 0.00</b>	46.93 ± 2.59	60.22 ± 0.32	<u>69.25 ± 0.36</u>
	Enron	70.92 ± 1.05	68.73 ± 1.34	60.45 ± 2.12	71.34 ± 2.46	<b>75.17 ± 0.50</b>	<u>75.00 ± 0.00</u>	67.64 ± 0.86	71.53 ± 0.85	74.07 ± 0.64
	Social Evo.	90.01 ± 3.19	93.07 ± 0.38	92.94 ± 0.61	<u>95.24 ± 0.56</u>	89.93 ± 0.15	87.88 ± 0.00	93.44 ± 0.72	94.22 ± 0.32	<b>97.51 ± 0.06</b>
	UCI	64.14 ± 1.26	54.25 ± 2.01	60.80 ± 1.01	64.11 ± 1.04	58.06 ± 0.26	58.03 ± 0.00	<u>70.05 ± 1.86</u>	<b>74.59 ± 0.74</b>	65.96 ± 1.18
	Flights	69.99 ± 3.10	71.13 ± 1.55	<u>73.47 ± 0.18</u>	71.63 ± 1.72	69.70 ± 0.75	<b>81.10 ± 0.00</b>	72.54 ± 0.19	72.21 ± 0.21	69.53 ± 1.17
	Can. Parl.	52.88 ± 0.80	63.53 ± 0.65	72.47 ± 1.18	69.57 ± 2.81	<u>72.93 ± 1.78</u>	61.41 ± 0.00	69.47 ± 2.12	70.52 ± 0.94	<b>96.70 ± 0.59</b>
	US Legis.	59.05 ± 5.52	<b>89.44 ± 0.71</b>	71.62 ± 5.42	78.12 ± 4.46	76.45 ± 7.02	68.66 ± 0.00	82.54 ± 3.91	84.22 ± 0.91	<u>87.96 ± 1.80</u>
	UN Trade	66.82 ± 1.27	65.60 ± 1.28	66.13 ± 0.78	66.37 ± 5.39	<u>71.73 ± 0.74</u>	<b>74.20 ± 0.00</b>	67.80 ± 1.21	66.53 ± 1.22	62.56 ± 1.51
	UN Vote	<b>73.73 ± 1.61</b>	72.80 ± 2.16	53.04 ± 2.58	72.69 ± 3.72	52.75 ± 0.90	<u>72.85 ± 0.00</u>	52.02 ± 1.64	51.89 ± 0.74	53.37 ± 1.26
	Contact	<u>94.47 ± 1.08</u>	94.23 ± 0.18	94.10 ± 0.41	91.64 ± 1.72	87.68 ± 0.24	85.87 ± 0.00	91.23 ± 0.19	90.96 ± 0.27	<b>95.01 ± 0.15</b>
	Avg. Rank	5.92	6.15	4.85	4.54	5.15	5.08	5.00	4.77	3.54

Table 12: AP for inductive dynamic link prediction with random, history, and inductive negative sampling strategies.

NSS	Datasets	JODIE	DyRep	TGAT	TGN	CAWN	TCL	GraphMixer	DyGFormer
rnd	Wikipedia	94.82 ± 0.20	92.43 ± 0.37	96.22 ± 0.07	97.83 ± 0.04	<u>98.24 ± 0.03</u>	96.22 ± 0.17	96.65 ± 0.02	<b>98.59 ± 0.03</b>
	Reddit	96.50 ± 0.13	96.09 ± 0.11	97.09 ± 0.04	97.50 ± 0.07	<u>98.62 ± 0.01</u>	94.09 ± 0.07	95.26 ± 0.02	<b>98.84 ± 0.02</b>
	MOOC	79.63 ± 1.92	81.07 ± 0.44	85.50 ± 0.19	<b>89.04 ± 1.17</b>	81.42 ± 0.24	80.60 ± 0.22	81.41 ± 0.21	<u>86.96 ± 0.43</u>
	LastFM	81.61 ± 3.82	83.02 ± 1.48	78.63 ± 0.31	81.45 ± 4.29	<u>89.42 ± 0.07</u>	73.53 ± 1.66	82.11 ± 0.42	<b>94.23 ± 0.09</b>
	Enron	80.72 ± 1.39	74.55 ± 3.95	67.05 ± 1.51	77.94 ± 1.02	<u>86.35 ± 0.51</u>	76.14 ± 0.79	75.88 ± 0.48	<b>89.76 ± 0.34</b>
	Social Evo.	<u>91.96 ± 0.48</u>	90.04 ± 0.47	91.41 ± 0.16	90.77 ± 0.86	79.94 ± 0.18	91.55 ± 0.09	91.86 ± 0.06	<b>93.14 ± 0.04</b>
	UCI	79.86 ± 1.48	57.48 ± 1.87	79.54 ± 0.48	88.12 ± 2.05	<u>92.73 ± 0.06</u>	87.36 ± 2.03	91.19 ± 0.42	<b>94.54 ± 0.12</b>
	Flights	94.74 ± 0.37	92.88 ± 0.73	88.73 ± 0.33	95.03 ± 0.60	<u>97.06 ± 0.02</u>	83.41 ± 0.07	83.03 ± 0.05	<b>97.79 ± 0.02</b>
	Can. Parl.	53.92 ± 0.94	54.02 ± 0.76	55.18 ± 0.79	54.10 ± 0.93	55.80 ± 0.69	54.30 ± 0.66	<u>55.91 ± 0.82</u>	<b>87.74 ± 0.71</b>
	US Legis.	54.93 ± 2.29	<u>57.28 ± 0.71</u>	51.00 ± 3.11	<b>58.63 ± 0.37</b>	53.17 ± 1.20	52.59 ± 0.97	50.71 ± 0.76	54.28 ± 2.87
	UN Trade	59.65 ± 0.77	57.02 ± 0.69	61.03 ± 0.18	58.31 ± 3.15	<b>65.24 ± 0.21</b>	62.21 ± 0.12	62.17 ± 0.31	<u>64.55 ± 0.62</u>
	UN Vote	<u>56.64 ± 0.96</u>	54.62 ± 2.22	52.24 ± 1.46	<b>58.85 ± 2.51</b>	49.94 ± 0.45	51.60 ± 0.97	50.68 ± 0.44	55.93 ± 0.39
	Contact	94.34 ± 1.45	92.18 ± 0.41	<u>95.87 ± 0.11</u>	93.82 ± 0.99	89.55 ± 0.30	91.11 ± 0.12	90.59 ± 0.05	<b>98.03 ± 0.02</b>
	Avg. Rank		4.69	5.77	5.23	3.77	3.77	5.77	5.23
hist	Wikipedia	68.69 ± 0.39	62.18 ± 1.27	<u>84.17 ± 0.22</u>	81.76 ± 0.32	67.27 ± 1.63	82.20 ± 2.18	<b>87.60 ± 0.30</b>	71.42 ± 4.43
	Reddit	62.34 ± 0.54	61.60 ± 0.72	63.47 ± 0.36	<u>64.85 ± 0.85</u>	63.67 ± 0.41	60.83 ± 0.25	64.50 ± 0.26	<b>65.37 ± 0.60</b>
	MOOC	63.22 ± 1.55	62.93 ± 1.24	76.73 ± 0.29	<u>77.07 ± 3.41</u>	74.68 ± 0.68	74.27 ± 0.53	74.00 ± 0.97	<b>80.82 ± 0.30</b>
	LastFM	70.39 ± 4.31	71.45 ± 1.76	76.27 ± 0.25	66.65 ± 6.11	71.33 ± 0.47	65.78 ± 0.65	<b>76.42 ± 0.22</b>	<u>76.35 ± 0.52</u>
	Enron	65.86 ± 3.71	62.08 ± 2.27	61.40 ± 1.31	62.91 ± 1.16	60.70 ± 0.36	<u>67.11 ± 0.62</u>	<b>72.37 ± 1.37</b>	67.07 ± 0.62
	Social Evo.	88.51 ± 0.87	88.72 ± 1.10	93.97 ± 0.54	90.66 ± 1.62	79.83 ± 0.38	<u>94.10 ± 0.31</u>	94.01 ± 0.47	<b>96.82 ± 0.16</b>
	UCI	63.11 ± 2.27	52.47 ± 2.06	70.52 ± 0.93	70.78 ± 0.78	64.54 ± 0.47	<u>76.71 ± 1.00</u>	<b>81.66 ± 0.49</b>	72.13 ± 1.87
	Flights	61.01 ± 1.65	62.83 ± 1.31	<u>64.72 ± 0.36</u>	59.31 ± 1.43	56.82 ± 0.57	64.50 ± 0.25	<b>65.28 ± 0.24</b>	57.11 ± 0.21
	Can. Parl.	52.60 ± 0.88	52.28 ± 0.31	56.72 ± 0.47	54.42 ± 0.77	<u>57.14 ± 0.07</u>	55.71 ± 0.74	55.84 ± 0.73	<b>87.40 ± 0.85</b>
	US Legis.	52.94 ± 2.11	<b>62.10 ± 1.41</b>	51.83 ± 3.95	<u>61.18 ± 1.10</u>	55.56 ± 1.71	53.87 ± 1.41	52.03 ± 1.02	56.31 ± 3.46
	UN Trade	55.46 ± 1.19	<u>55.49 ± 0.84</u>	55.28 ± 0.71	52.80 ± 3.19	55.00 ± 0.38	<b>55.76 ± 1.03</b>	54.94 ± 0.97	53.20 ± 1.07
	UN Vote	<u>61.04 ± 1.30</u>	60.22 ± 1.78	53.05 ± 3.10	<b>63.74 ± 3.00</b>	47.98 ± 0.84	54.19 ± 2.17	48.09 ± 0.43	52.63 ± 1.26
	Contact	90.42 ± 2.34	89.22 ± 0.66	<b>94.15 ± 0.45</b>	88.13 ± 1.50	74.20 ± 0.80	90.44 ± 0.17	89.91 ± 0.36	<u>93.56 ± 0.52</u>
	Avg. Rank		5.38	5.46	4.00	4.54	5.92	3.92	3.54
ind	Wikipedia	68.70 ± 0.39	62.19 ± 1.28	<u>84.17 ± 0.22</u>	81.77 ± 0.32	67.24 ± 1.63	82.20 ± 2.18	<b>87.60 ± 0.29</b>	71.42 ± 4.43
	Reddit	62.32 ± 0.54	61.58 ± 0.72	63.40 ± 0.36	<u>64.84 ± 0.84</u>	63.65 ± 0.41	60.81 ± 0.26	64.49 ± 0.25	<b>65.35 ± 0.60</b>
	MOOC	63.22 ± 1.55	62.92 ± 1.24	76.72 ± 0.30	<u>77.07 ± 3.40</u>	74.69 ± 0.68	74.28 ± 0.53	73.99 ± 0.97	<b>80.82 ± 0.30</b>
	LastFM	70.39 ± 4.31	71.45 ± 1.75	76.28 ± 0.25	69.46 ± 4.65	71.33 ± 0.47	65.78 ± 0.65	<b>76.42 ± 0.22</b>	<u>76.35 ± 0.52</u>
	Enron	65.86 ± 3.71	62.08 ± 2.27	61.40 ± 1.30	62.90 ± 1.16	60.72 ± 0.36	<u>67.11 ± 0.62</u>	<b>72.37 ± 1.38</b>	67.07 ± 0.62
	Social Evo.	88.51 ± 0.87	88.72 ± 1.10	93.97 ± 0.54	90.65 ± 1.62	79.83 ± 0.39	<u>94.10 ± 0.32</u>	94.01 ± 0.47	<b>96.82 ± 0.17</b>
	UCI	63.16 ± 2.27	52.47 ± 2.09	70.49 ± 0.93	70.73 ± 0.79	64.54 ± 0.47	<u>76.65 ± 0.99</u>	<b>81.64 ± 0.49</b>	72.13 ± 1.86
	Flights	61.01 ± 1.66	62.83 ± 1.31	<u>64.72 ± 0.37</u>	59.32 ± 1.45	56.82 ± 0.56	64.50 ± 0.25	<b>65.29 ± 0.24</b>	57.11 ± 0.20
	Can. Parl.	52.58 ± 0.86	52.24 ± 0.28	56.46 ± 0.50	54.18 ± 0.73	<u>57.06 ± 0.08</u>	55.46 ± 0.69	55.76 ± 0.65	<b>87.22 ± 0.82</b>
	US Legis.	52.94 ± 2.11	<b>62.10 ± 1.41</b>	51.83 ± 3.95	<u>61.18 ± 1.10</u>	55.56 ± 1.71	53.87 ± 1.41	52.03 ± 1.02	56.31 ± 3.46
	UN Trade	55.43 ± 1.20	55.42 ± 0.87	<u>55.58 ± 0.68</u>	52.80 ± 3.24	54.97 ± 0.38	<b>55.66 ± 0.98</b>	54.88 ± 1.01	52.56 ± 1.70
	UN Vote	<u>61.17 ± 1.33</u>	60.29 ± 1.79	53.08 ± 3.10	<b>63.71 ± 2.97</b>	48.01 ± 0.82	54.13 ± 2.16	48.10 ± 0.40	52.61 ± 1.25
	Contact	90.43 ± 2.33	89.22 ± 0.65	<b>94.14 ± 0.45</b>	88.12 ± 1.50	74.19 ± 0.81	90.43 ± 0.17	89.91 ± 0.36	<u>93.55 ± 0.52</u>
	Avg. Rank		5.31	5.54	3.85	4.38	5.85	3.92	3.46

Table 13: AUC-ROC for inductive dynamic link prediction with random, history, and inductive negative sampling strategies.

NSS	Datasets	JODIE	DyRep	TGAT	TGN	CAWN	TCL	GraphMixer	DyGFormer
rnd	Wikipedia	94.33 ± 0.27	91.49 ± 0.45	95.90 ± 0.09	97.72 ± 0.03	<u>98.03 ± 0.04</u>	95.57 ± 0.20	96.30 ± 0.04	<b>98.48 ± 0.03</b>
	Reddit	96.52 ± 0.13	96.05 ± 0.12	96.98 ± 0.04	97.39 ± 0.07	<u>98.42 ± 0.02</u>	93.80 ± 0.07	94.97 ± 0.05	<b>98.71 ± 0.01</b>
	MOOC	83.16 ± 1.30	84.03 ± 0.49	86.84 ± 0.17	<b>91.24 ± 0.99</b>	81.86 ± 0.25	81.43 ± 0.19	82.77 ± 0.24	<u>87.62 ± 0.51</u>
	LastFM	81.13 ± 3.39	82.24 ± 1.51	76.99 ± 0.29	82.61 ± 3.15	<u>87.82 ± 0.12</u>	70.84 ± 0.85	80.37 ± 0.18	<b>94.08 ± 0.08</b>
	Enron	81.96 ± 1.34	76.34 ± 4.20	64.63 ± 1.74	78.83 ± 1.11	<u>87.02 ± 0.50</u>	72.33 ± 0.99	76.51 ± 0.71	<b>90.69 ± 0.26</b>
	Social Evo.	93.70 ± 0.29	91.18 ± 0.49	93.41 ± 0.19	93.43 ± 0.59	84.73 ± 0.27	93.71 ± 0.18	<u>94.09 ± 0.07</u>	<b>95.29 ± 0.03</b>
	UCI	78.80 ± 0.94	58.08 ± 1.81	77.64 ± 0.38	86.68 ± 2.29	<u>90.40 ± 0.11</u>	84.49 ± 1.82	89.30 ± 0.57	<b>92.63 ± 0.13</b>
	Flights	95.21 ± 0.32	93.56 ± 0.70	88.64 ± 0.35	95.92 ± 0.43	<u>96.86 ± 0.02</u>	82.48 ± 0.01	82.27 ± 0.06	<b>97.80 ± 0.02</b>
	Can. Parl.	53.81 ± 1.14	55.27 ± 0.49	56.51 ± 0.75	55.86 ± 0.75	<u>58.83 ± 1.13</u>	55.83 ± 1.07	58.32 ± 1.08	<b>89.33 ± 0.48</b>
	US Legis.	58.12 ± 2.35	<u>61.07 ± 0.56</u>	48.27 ± 3.50	<b>62.38 ± 0.48</b>	51.49 ± 1.13	50.43 ± 1.48	47.20 ± 0.89	53.21 ± 3.04
	UN Trade	62.28 ± 0.50	58.82 ± 0.98	62.72 ± 0.12	59.99 ± 3.50	<u>67.05 ± 0.21</u>	63.76 ± 0.07	63.48 ± 0.37	<b>67.25 ± 1.05</b>
	UN Vote	<u>58.13 ± 1.43</u>	55.13 ± 3.46	51.83 ± 1.35	<b>61.23 ± 2.71</b>	48.34 ± 0.76	50.51 ± 1.05	50.04 ± 0.86	56.73 ± 0.69
	Contact	95.37 ± 0.92	91.89 ± 0.38	<u>96.53 ± 0.10</u>	94.84 ± 0.75	89.07 ± 0.34	93.05 ± 0.09	92.83 ± 0.05	<b>98.30 ± 0.02</b>
	Avg. Rank		4.69	5.85	5.31	3.38	4.00	6.00	5.31
hist	Wikipedia	61.86 ± 0.53	57.54 ± 1.09	78.38 ± 0.20	75.75 ± 0.29	62.04 ± 0.65	<u>79.79 ± 0.96</u>	<b>82.87 ± 0.21</b>	68.33 ± 2.82
	Reddit	61.69 ± 0.39	60.45 ± 0.37	64.43 ± 0.27	64.55 ± 0.50	<b>64.94 ± 0.21</b>	61.43 ± 0.26	64.27 ± 0.13	<u>64.81 ± 0.25</u>
	MOOC	64.48 ± 1.64	64.23 ± 1.29	74.08 ± 0.27	<u>77.69 ± 3.55</u>	71.68 ± 0.94	69.82 ± 0.32	72.53 ± 0.84	<b>80.77 ± 0.63</b>
	LastFM	68.44 ± 3.26	68.79 ± 1.08	69.89 ± 0.28	66.99 ± 5.62	67.69 ± 0.24	55.88 ± 1.85	<u>70.07 ± 0.20</u>	<b>70.73 ± 0.37</b>
	Enron	65.32 ± 3.57	61.50 ± 2.50	57.84 ± 2.18	62.68 ± 1.09	62.25 ± 0.40	64.06 ± 1.02	<b>68.20 ± 1.62</b>	<u>65.78 ± 0.42</u>
	Social Evo.	88.53 ± 0.55	87.93 ± 1.05	91.87 ± 0.72	92.10 ± 1.22	83.54 ± 0.24	93.28 ± 0.60	<u>93.62 ± 0.35</u>	<b>96.91 ± 0.09</b>
	UCI	60.24 ± 1.94	51.25 ± 2.37	62.32 ± 1.18	62.69 ± 0.90	56.39 ± 0.10	<u>70.46 ± 1.94</u>	<b>75.98 ± 0.84</b>	65.55 ± 1.01
	Flights	60.72 ± 1.29	61.99 ± 1.39	<u>63.38 ± 0.26</u>	59.66 ± 1.04	56.58 ± 0.44	<b>63.48 ± 0.23</b>	63.30 ± 0.19	56.05 ± 0.21
	Can. Parl.	51.62 ± 1.00	52.38 ± 0.46	58.30 ± 0.61	55.64 ± 0.54	<u>60.11 ± 0.48</u>	57.30 ± 1.03	56.68 ± 1.20	<b>88.68 ± 0.74</b>
	US Legis.	58.12 ± 2.94	<b>67.94 ± 0.98</b>	49.99 ± 4.88	<u>64.87 ± 1.65</u>	54.41 ± 1.31	52.12 ± 2.13	49.28 ± 0.86	56.57 ± 3.22
	UN Trade	58.73 ± 1.19	57.90 ± 1.33	59.74 ± 0.59	55.61 ± 3.54	<u>60.95 ± 0.80</u>	<b>61.12 ± 0.97</b>	59.88 ± 1.17	58.46 ± 1.65
	UN Vote	<u>65.16 ± 1.28</u>	63.98 ± 2.12	51.73 ± 4.12	<b>68.59 ± 3.11</b>	48.01 ± 1.77	54.66 ± 2.11	45.49 ± 0.42	53.85 ± 2.02
	Contact	90.80 ± 1.18	88.88 ± 0.68	<u>93.76 ± 0.41</u>	88.84 ± 1.39	74.79 ± 0.37	90.37 ± 0.16	90.04 ± 0.29	<b>94.14 ± 0.26</b>
	Avg. Rank		5.08	6.00	4.23	4.54	5.38	4.00	3.69
ind	Wikipedia	61.87 ± 0.53	57.54 ± 1.09	78.38 ± 0.20	75.76 ± 0.29	62.02 ± 0.65	<u>79.79 ± 0.96</u>	<b>82.88 ± 0.21</b>	68.33 ± 2.82
	Reddit	61.69 ± 0.39	60.44 ± 0.37	64.39 ± 0.27	64.55 ± 0.50	<b>64.91 ± 0.21</b>	61.36 ± 0.26	64.27 ± 0.13	<u>64.80 ± 0.25</u>
	MOOC	64.48 ± 1.64	64.22 ± 1.29	74.07 ± 0.27	<u>77.68 ± 3.55</u>	71.69 ± 0.94	69.83 ± 0.32	72.52 ± 0.84	<b>80.77 ± 0.63</b>
	LastFM	68.44 ± 3.26	68.79 ± 1.08	69.89 ± 0.28	66.99 ± 5.61	67.68 ± 0.24	55.88 ± 1.85	<u>70.07 ± 0.20</u>	<b>70.73 ± 0.37</b>
	Enron	65.32 ± 3.57	61.50 ± 2.50	57.83 ± 2.18	62.68 ± 1.09	62.27 ± 0.40	64.05 ± 1.02	<b>68.19 ± 1.63</b>	<u>65.79 ± 0.42</u>
	Social Evo.	88.53 ± 0.55	87.93 ± 1.05	91.88 ± 0.72	92.10 ± 1.22	83.54 ± 0.24	93.28 ± 0.60	<u>93.62 ± 0.35</u>	<b>96.91 ± 0.09</b>
	UCI	60.27 ± 1.94	51.26 ± 2.40	62.29 ± 1.17	62.66 ± 0.91	56.39 ± 0.11	<u>70.42 ± 1.93</u>	<b>75.97 ± 0.85</b>	65.58 ± 1.00
	Flights	60.72 ± 1.29	61.99 ± 1.39	<u>63.40 ± 0.26</u>	59.66 ± 1.05	56.58 ± 0.44	<b>63.49 ± 0.23</b>	63.32 ± 0.19	56.05 ± 0.22
	Can. Parl.	51.61 ± 0.98	52.35 ± 0.52	58.15 ± 0.62	55.43 ± 0.42	<u>60.01 ± 0.47</u>	56.88 ± 0.93	56.63 ± 1.09	<b>88.51 ± 0.73</b>
	US Legis.	58.12 ± 2.94	<b>67.94 ± 0.98</b>	49.99 ± 4.88	<u>64.87 ± 1.65</u>	54.41 ± 1.31	52.12 ± 2.13	49.28 ± 0.86	56.57 ± 3.22
	UN Trade	58.71 ± 1.20	57.87 ± 1.36	59.98 ± 0.59	55.62 ± 3.59	<u>60.88 ± 0.79</u>	<b>61.01 ± 0.93</b>	59.71 ± 1.17	57.28 ± 3.06
	UN Vote	<u>65.29 ± 1.30</u>	64.10 ± 2.10	51.78 ± 4.14	<b>68.58 ± 3.08</b>	48.04 ± 1.76	54.65 ± 2.20	45.57 ± 0.41	53.87 ± 2.01
	Contact	90.80 ± 1.18	88.87 ± 0.67	<u>93.76 ± 0.40</u>	88.85 ± 1.39	74.79 ± 0.38	90.37 ± 0.16	90.04 ± 0.29	<b>94.14 ± 0.26</b>
	Avg. Rank		5.08	5.92	4.15	4.54	5.38	4.00	3.77