

LFM-3D: Learnable Feature Matching Across Wide Baselines Using 3D Signals

Arjun Karapur[†]Guilherme Perrotta^{*}Ricardo Martin-Brualla[†]Howard Zhou[†]André Araujo[†][†]Google Research

{arjunkarpur, rmbualla, howardzhou, andrearaujo}@google.com

^{*}University of Campinas (UNICAMP)

g173846@dac.unicamp.br

Abstract

Finding localized correspondences across different images of the same object is crucial to understand its geometry. In recent years, this problem has seen remarkable progress with the advent of deep learning based local image features and learnable matchers. Still, learnable matchers often underperform when there exists only small regions of co-visibility between image pairs (i.e. wide camera baselines). To address this problem, we leverage recent progress in coarse single-view geometry estimation methods. We propose **LFM-3D**, a Learnable Feature Matching framework that uses models based on graph neural networks, and enhances their capabilities by integrating noisy, estimated 3D signals to boost correspondence estimation. When integrating 3D signals into the matcher model, we show that a suitable positional encoding is critical to effectively make use of the low-dimensional 3D information. We experiment with two different 3D signals - normalized object coordinates and monocular depth estimates - and evaluate our method on large-scale (synthetic and real) datasets containing object-centric image pairs across wide baselines. We observe strong feature matching improvements compared to 2D-only methods, with up to +6% total recall and +28% precision at fixed recall. We additionally demonstrate that the resulting improved correspondences lead to much higher relative posing accuracy for in-the-wild image pairs, with a more than 8% boost compared to the 2D-only approach.

1. Introduction

Matching images of the same object or scene is a core task in computer vision, since it enables the recovery of 3D structure and camera poses. Many applications depend on these capabilities, ranging from augmented/virtual reality

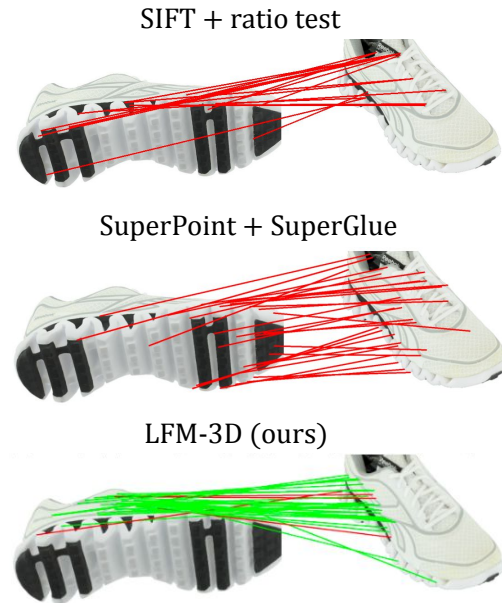


Figure 1: We propose **LFM-3D**, a novel learnable method for local feature matching leveraging 3D information. Infusing local feature matching with 3D signals enables accurate estimation of correspondences across very wide baselines, where conventional methods (SIFT + ratio test [21]) and even recent ones (SuperPoint + SuperGlue [34]) fail – we represent correct matches with green lines, and incorrect ones with red lines. Here, our method incorporates 3D normalized object coordinates as part of a graph neural network matcher, which significantly boosts the feature association process.

to novel view synthesis from in-the-wild image collections. Central to image matching are local image features and associated algorithms. Traditionally, hand-crafted techniques

^{*}This work was completed while Guilherme was an intern at Google.

such as SIFT [21] or SURF [3] were used to detect keypoints and describe them via local gradient statistics. Putative feature matches were then obtained via simple nearest neighbor search, or its variants (*e.g.*, Lowe’s ratio test [21]), and fed into robust estimation methods such as RANSAC [15].

In the past few years, deep learning based techniques have been proposed to replace hand-crafted methods in this area. Several papers initially proposed to learn keypoint detectors [51, 2] or local descriptors [26, 39, 40]. Later, techniques were introduced to jointly model these two stages [9, 32, 44], improving performance with end-to-end learning. More recently, learnable feature matcher models were proposed to replace hand-crafted matching heuristics and obtain improved putative correspondences [50, 34, 37].

Unfortunately, these methods still encounter difficulties in many cases. Although learnable matchers integrate keypoint locations and global context into correspondence estimation, wide baselines, where small co-visibility regions appear, often hinder performance, as illustrated in Fig. 1. In this paper, we propose to address such challenging situations by integrating estimated 3D signals to help guide local feature matching even further. We propose using prior learned knowledge to infer rough estimates of the 3D structure of the underlying object. Then, along with the 2D keypoint locations, these 3D signals can help disambiguate matches when pixel-based descriptors are uninformative.

Depending on the availability of images and 3D models for given objects of interest, different types of 3D signals can be used. In the case where a large-scale 3D model repository is available, we learn a class-specific Normalized Object Coordinate Space [47] to predict 3D coordinates for points on the object in a canonical orientation. On the other hand, in the long-tailed case where no such data is available, we resort to class-agnostic monocular depth estimates [31, 30] which can still provide helpful 3D hints that improve matching. We perform experiments on large-scale datasets for the *shoe* and *camera* object classes, both in controlled and in-the-wild capture scenarios. In more detail, our contributions are as follows.

Contributions. (1) A novel method for local feature matching that can integrate different types of 3D information to help guide correspondence estimation, within a learnable framework that is a natural and simple extension to SuperGlue [34]. 3D signals are associated with each local feature and input alongside descriptors and 2D positions into a graph neural network model that predicts correspondences. This method improves feature matching recall by more than 6%, and precision by up to 28%. Example results are highlighted in Fig. 1. (2) We demonstrate that suitable positional encodings are required for this task in order to have 3D information actually help; simple encodings used in the learnable feature matching literature do not help much. (3) As an example application of the improved correspondences, we present

significant improvements in the downstream task of object relative pose estimation based on the improved matches. In the large-scale Objectron dataset [1] containing in-the-wild images, relative pose estimation for shoes improves significantly, by up to 8.6% compared to the 2D-only approach. We also outperform a direct dense PnP method based on 3D coordinates, by up to 10.4%.

2. Related Work

Traditional local feature extraction and matching. Traditionally, hand-crafted methods, such as SIFT [21], SURF [3] or others [42, 5, 4], have been used to find correspondences between images. Such keypoint detection approaches generally rely on finding salient low-level patterns such as blobs or corners, with representative methods being Difference-of-Gaussians [21], Harris-Laplace or Hessian-Affine [24]. Local description in this case is mainly based on gradient orientation statistics for small image patches around the keypoint. In this conventional pipeline, associating local features across images generally builds on top of nearest neighbor matching, using Lowe’s ratio test [21] or mutual consistency checks, and possibly additionally leveraging consensus methods [43, 35].

Deep learning based local features. As the interest in deep learning methods for computer vision grew, hand-crafted feature extraction gave way to learned techniques. As a first step, researchers proposed to independently learn either the keypoint detection [46, 51, 27, 2] or the keypoint description [26, 22, 39, 40, 36, 48] stages. This led to systems which were partially learned, but still relied on hand-crafted components. A more recent trend is the unified modeling of detection and description, which enables end-to-end learning [49, 28, 9, 29, 32, 12, 44], leading to stronger results in image matching related tasks. These methods may be trained using different levels of supervision: supervised at the feature level where the correspondence labels are computed from Structure-from-Motion pipelines [49, 29, 32, 12, 44], weaker supervision at the level of relative camera poses [48] or image-level labels [28], or finally fully self-supervised with synthetic image transformations [9]. Learned local features improve upon hand-crafted methods in several respects, *e.g.*: the detection process extracts much more discriminative keypoints instead of hand-crafted low-level corners or blobs; the descriptor achieves more robust illumination and view-point invariance due to deep semantic representations. Still, wide baseline matching and the presence of repeated patterns (*e.g.*, building windows) may confuse these techniques and lead to poor correspondences.

Learnable feature matching. One of the latest trends in the area of local image features is to additionally enable the learning of the feature matching process. This goes beyond learned outlier filtering approaches [50, 52]. SuperGlue [34] proposed graph neural network models in conjunction with

optimal transport optimization in order to effectively associate sparse local features and reject outliers. This method takes in sets of local features from two images, comprising local descriptors and 2D positions, and learns feature matching patterns with a data-driven approach. A follow-up method [6] proposed to improve matching efficiency with reliable seed matches to initialize the process. The learnable matching framework has also evolved to perform matching in a dense manner [7, 37], which avoids issues with potentially noisy keypoint detections at the cost of higher memory requirements. In this work, we focus on the sparse case and extend the learnable feature matching model to consider 3D information at the keypoint level, allowing the framework to reason beyond 2D signals.

Feature matching leveraging 3D information. Most local feature methods do not consider 3D information in the matching process. Closest in spirit to our work is the method of Toft *et al.* [41], where monocular depth estimation is used to rectify perspective distortions, improving the quality of extracted local features. In contrast, our work can leverage different types of 3D information in a learnable framework, which enables more precise matching. Another recent work in this area by Ma *et al.* [23] relies on human poses as 3D priors in order to disambiguate occlusions during matching. Our method shares some commonalities with it in the sense that both rely on some prior about the 3D shape of an object depicted in a 2D image. However, we differ from them as our goal is to improve local feature representations for matching of visible parts, as opposed to their focus on associating invisible points for bundle adjustment.

3. LFM-3D

3.1. Background

We start by introducing the necessary background on learnable sparse feature matching, normalized object coordinates, and monocular depth estimation.

Learnable sparse feature matching. Traditional matching methods rely solely on image region descriptors to propose correspondences. Learnable matchers improve upon these techniques by using additional information during the matching process, such as keypoint locations and global image context. Our method builds on top of SuperGlue [34], a landmark learnable sparse matching network, so we briefly introduce it here along with the required notation.

SuperGlue [34] is a graph neural network (GNN) model architecture that predicts correspondences between a pair of sparse keypoint sets. Denote local features extracted from an image as (\mathbf{p}, \mathbf{d}) , where $\mathbf{p}_i := (x, y, c)_i$ corresponds to the 2D position x, y and confidence score c for the i -th local feature, and $\mathbf{d}_i \in \mathbb{R}^D$ is the i -th local descriptor. A keypoint encoder combines \mathbf{p}_i and \mathbf{d}_i to produce a new representation \mathbf{x}_i which will be used for matching as follows:

$$\mathbf{x}_i = \mathbf{d}_i + \text{MLP}(\mathbf{p}_i) \quad (1)$$

where MLP denotes a multi-layer perceptron that performs learnable positional encoding. Alternating layers of self-attention (within a single keypoint set) and cross-attention (between keypoint sets of two images) iteratively refine \mathbf{x}_i by providing global context for both images to the local region.

Training uses ground truth correspondence supervision at the local feature level, and an optimal transport optimization problem is leveraged to solve for a partial assignment between the two feature sets. Ground truth correspondences are recovered for pairs of images using either known homographies or complete camera and depth information.

Normalized object coordinates. The Normalized Object Coordinate Space (NOCS) [47] is a 3D space defined over the unit cube that can be used to represent the geometry of all instances of an object class in a canonical orientation. Given an image of an unseen object instance, a NOCS map can be computed that predicts 3D normalized coordinates $\mathbf{n}_i \in \mathbb{R}^3$ per pixel with respect to the canonical reference frame. Note that a prerequisite to exploit NOCS is to register all objects in the category in the same coordinate space. From the NOCS estimates, one can solve for the 6D object pose of the instance with respect to the canonical orientation by using the 2D-3D correspondences between image pixels and NOCS points to solve the Perspective-n-Point (PnP) problem [19, 18]. However, we observe in our experiments that fine-grained pose estimation accuracy is highly sensitive to the quality of the predicted NOCS map.

Monocular depth estimation. Monocular Depth Estimation (MDE) [14, 16] is the task of predicting the depth value of each pixel given a single RGB image as the input. In most modern applications, the output is a dense inverse depth map of the same resolution as the input image. Each pixel takes on a value proportional to the disparity $1/d$, where d is the estimated depth of the pixel. Among various other reasons, this formulation better handles depth values at large distances. Compared to depth obtained from metric-based depth sensors (stereo cameras, LIDAR, etc.), MDE suffers from scale ambiguity, which makes it hard to be used directly for pose estimation. However, for our purpose, we found that MDE provides sufficient 3D signals to boost correspondence estimation, and we use the publicly available DPT [30] model for MDE.

3.2. Learning to match using 3D signals

In the following, we present our method to integrate 3D signals in a learnable manner for improved feature matching, which is illustrated in Fig. 2.

Notation for 3D signals. Since many relevant 3D signals can be obtained as a dense feature map, to simplify the presentation, we assume that estimated information about the structure of the underlying object is extracted

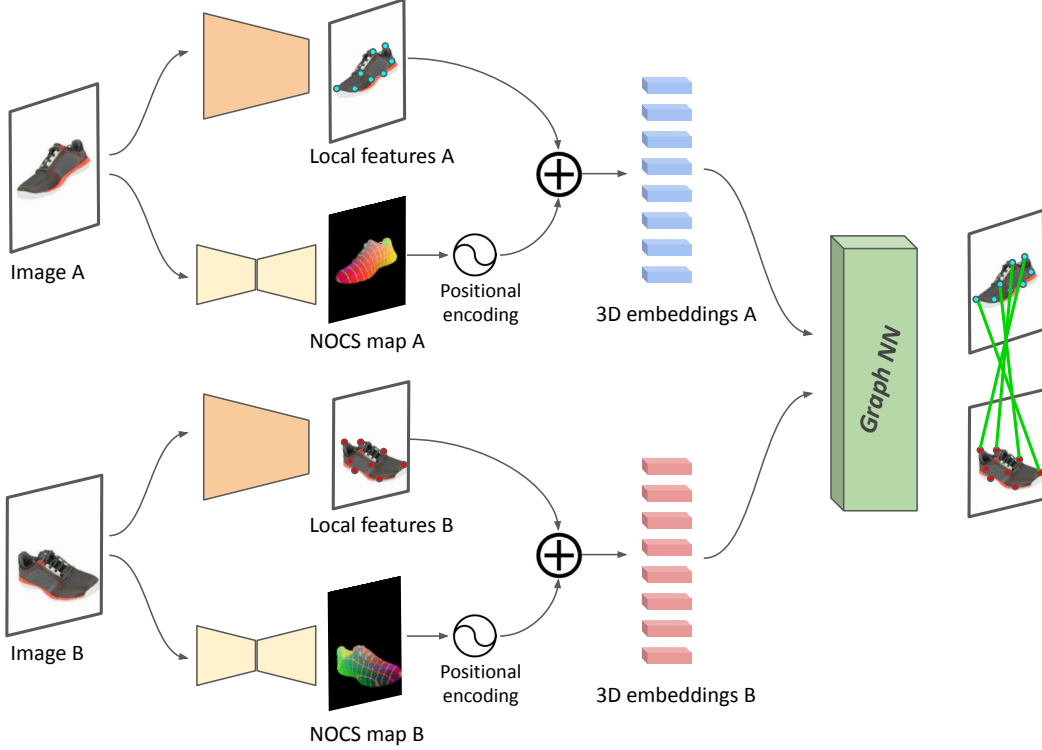


Figure 2: **Block diagram of an instance of the proposed LFM-3D system, which uses NOCS [47] maps for 3D signals.** We extract local features and normalized object coordinates (NOCS) from each image. The NOCS maps are visualized by mapping XYZ to RGB. The NOCS 3D coordinates undergo positional encoding and are combined with local features in order to generate 3D-infused local feature embeddings. A graph neural network is then applied on these to propose correspondences. Our method can find correspondences across images under very wide baselines, thanks to the 3D information leveraged from NOCS. Besides NOCS, in this work we also instantiate the LFM-3D model with monocular depth estimates (MDE), which would follow the same process by changing NOCS maps to MDE maps.

in this form. Note, though, that sparse 3D signals could also naturally be incorporated into our framework. Given an image $I \in \mathbb{R}^{H \times W}$, the corresponding feature map $N \in \mathbb{R}^{H \times W \times V}$, $V \geq 1$ relates each image pixel to some vector \mathbf{n}_i that encodes local information about the object’s geometry. Given sufficient training data on the object class (i.e. 3D models), we can learn a strong prior over the object’s geometry. For example, a known object class with an accurate NOCS regression model available allows us to associate each pixel with an (estimated) 3D point on the object in the canonical orientation ($V = 3$). Under weaker assumptions, monocular depth estimates may be used to relate each pixel to an estimated distance from the capturing camera ($V = 1$).

Enhancing local features with 3D information. Given the feature map N , we use bilinear interpolation to look up the prediction for a local feature coordinate. Thus, each local feature i has information about its 2D pixel coordinates \mathbf{p}_i , local image content \mathbf{d}_i , and predicted 3D signal $\mathbf{n}_i \in \mathbb{R}^V$.

Extending SuperGlue to handle 3D signals. The 3D signals for each local feature can be directly used to improve

each keypoint’s matching representation:

$$\mathbf{x}'_i = \mathbf{d}_i + \text{MLP}_{2D}(\mathbf{p}_i) + \text{MLP}_{3D}(\mathbf{n}_i) \quad (2)$$

where MLP_{2D} and MLP_{3D} denote separate multi-layer perceptrons that act on the 2D keypoint information and the 3D signals, respectively. This 3D-infused representation \mathbf{x}'_i can be directly used in the GNN with the same architecture and loss functions to improve feature matching. Note that summing up the features instead of concatenating allows for pre-training on datasets where no 3D information is available, as described below.

Improved positional encoding. However, MLPs are known to have a spectral bias to learn overly smooth functions [38]. This is particularly prevalent in models that learn function over a low dimensional space, such as from NOCS or inverse depth. Positional encoding [38, 45] lifts the input representation to a higher dimension space using periodic functions of increasing frequency. In our model, we use them to encode \mathbf{n}_i before passing them onto the MLP. Our final representation for each local feature is then:

Object class	Dataset variant	Angles (°)	# Scenes / Pairs
Shoe	GSO-Train	15-75	327 / 490k
	GSO-Eval	90-120	30 / 4479
	Objectron	90-120	423 / 6840
Camera	GSO-Train	15-75	40 / 60k
	GSO-Eval	90-120	7 / 1050
	Objectron	90-120	163 / 5087

Table 1: **Training and evaluation dataset statistics.** We leverage the Google Scanned Objects (GSO) [11] and Objectron [1] datasets.

$$\hat{\mathbf{x}}_i = \mathbf{d}_i + \text{MLP}_{2D}(\mathbf{p}_i) + \text{MLP}_{3D}(\text{PE}(\mathbf{n}_i)) \quad (3)$$

where PE stands for positional encoding. We use 10 frequencies with an implementation following the one of NeRF [25]. We refer to the new keypoint representations $\hat{\mathbf{x}}$ as *3D-infused local feature embeddings*, or *3D embeddings* for short.

Multi-stage training. Limitations in object-centric data with the necessary match-level annotations may cause the model to generalize poorly to different domains (e.g. from synthetic to real-world images). However, we note that there exists many multi-view and Structure-from-Motion datasets for outdoor scenes that can be used to initialize some layers of LFM-3D. We bootstrap the LFM-3D model by training the MLP_{2D} and GNN layers of the matcher model from scratch for many iterations on synthetic homography and outdoor scene multi-view datasets (similar to [34]). Once the model has a strong understanding of the 2D correspondence estimation task, we introduce the MLP_{3D} encoding layer and finetune all matcher-model layers jointly on object-centric data augmented with 3D estimates.

4. Experiments

4.1. Datasets

We focus our experiments on object-centric image pairs taken from varying angles. We use synthetic renderings of 3D models for training, and evaluate on both synthetic and real-world image pairs. Table 1 contains our dataset statistics.

Google Scanned Objects [11]. We use the high-quality scanned models with realistic textures provided by the Google Scanned Objects (GSO) dataset to train the learnable matcher components of LFM-3D. Within GSO, we focus on the *shoe* and *camera* object categories, of which there are about 360 and 47 entries, respectively, after filtering bad quality and duplicated models. Note that the 3D models were also prealigned during the capture process. To define the canonical coordinate space, we simply scale all the models so they have the same length (about 30cm). We render each object in 500 random poses, with a distribution that tries to match the one of real photos (instances are likely upright,

etc). Additionally, we randomly modify the focal length and distance to the object and generate partial views by applying random crops. Each rendered frame also provides ground truth camera matrices and depth maps. To generate ground truth correspondence data, we extract local features from each image and use the camera/depth information to project a keypoint set from one image onto the other. Following [34], we select mutual nearest neighbors in reprojected pixel coordinate space and consider keypoints within 3 pixels as ground truth matches.

Objectron [1]. The Objectron dataset contains object-centric videos with wide viewpoint coverage for nine object categories, including *shoe* and *camera*. Each video frame is labeled with camera intrinsics and extrinsics, and shows the instance in a real-world scene. To overcome the domain gap between synthetic and real-world images, we filter out all frames with > 1 object instance and use an off-the-shelf segmentation model to limit extracted features to the instance segmentation mask. The lack of metric depth data prevents us from training on Objectron frame pairs, but we leverage the freely available camera matrices for evaluation purposes.

Evaluation pairs. For both source datasets, we sample image pairs at wide baselines to evaluate matcher performance in challenging scenarios; Table 1 details each variant and its statistics. Specifically, we select two frames from the same scene and use the angular distance between the cameras’ optical axes to filter for a specific camera baseline.

4.2. Acquiring estimated 3D signals

Given the flexible nature of LFM-3D, we provide experiments on two types of 3D estimates: NOCS maps and MDE inverse depth maps. The following section details how we retrieve these predicted 3D signals for each image pair.

Normalized object coordinates. We opt to train a new NOCS map regression network for the *shoe* object class, which contains enough 3D models for learning class-specific object coordinates. As training data, we use the 327 shoe models to produce renderings at resolutions of 256×256 . We randomly sample cameras while oversampling images with the object’s up-vector aligned to the image’s up-vector, and sample various crops, distances to the object and focal lengths, all while maintaining the object extent constant. The network is a reduced-capacity version of Imagen’s U-Net [33], with a total of 28M parameters, with fewer attention heads and features per layer. Our model regresses the NOCS coordinates directly, in contrast to the classification approach [17] used in [47]. Unlike [47], we output NOCS coordinates at the same resolution as the input image. We train the model with batch size 96 for 300k iterations on 8 NVIDIA Tesla V100 GPUs.

At inference time, given an image, we first apply an off-the-shelf instance segmenter for the target object category. Using the mask, we produce a tight crop around the object



Figure 3: **Qualitative results of our trained NOCS model on Objectron.** Top: input image, middle: segmentation from off-the-shelf instance segmenter, bottom: NOCS rendering with axis aligned grid overlaid. Note that the NOCS model was trained only on synthetic renderings from Google Scanned Objects.

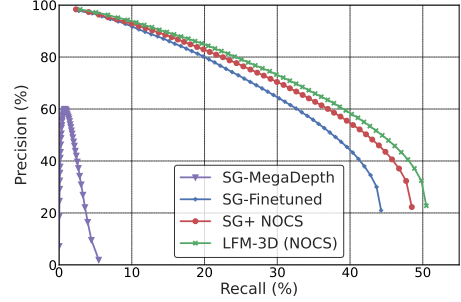
and pass it to the feed-forward network that estimates NOCS coordinates per pixel. On the synthetic dataset, the network is able to achieve a regression error of $1.4cm$ on a test set of unseen shoe models. We show qualitative results of running NOCS on Objectron in Figure 3. Note that NOCS is only trained on synthetic renders from Google Scanned Objects, but is able to generalize to real images. We also note that the network fails for less common shoes (fifth column), as the dataset contains mostly sneaker type shoes.

Monocular depth. We use an off-the-shelf, class-agnostic monocular depth estimation model to predict depth maps for the *camera* object class, to study the long-tailed case where a large repository of 3D models is not available. We use the publicly available DPT [30] model, which is based on a Vision Transformer [10] backbone and trained on a large-scale meta-dataset across many image domains [31]. Following convention, we directly use the output inverse-depth maps to better handle depth values at large distances from the camera [8]. Please see the appendix for qualitative depth estimate examples.

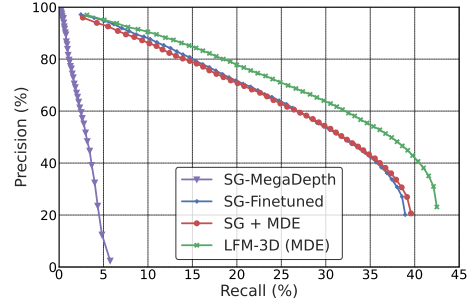
4.3. Experimental setup

Object classes. As previously mentioned, we focus our experiments on two object classes that represent two separate use cases of LFM-3D: *shoes* with learned class-specific NOCS estimates, and *cameras* with class-agnostic monocular depth estimates.

Metrics. We report results on match-level statistics for the Google Scanned Objects dataset. From a soft assignment matrix representing correspondence scores between each keypoint pair, we can threshold these proposals to recover a predicted correspondence set. We calculate precision/recall at the match level as the ratio of correct matches (precision) and ratio of ground truth matches recovered (recall) for a given correspondence prediction set. We utilize fixed



(a) Shoe ($90^\circ - 120^\circ$)



(b) Camera ($90^\circ - 120^\circ$)

Figure 4: **Correspondence-level precision/recall curves for the Google Scanned Objects evaluation datasets.** We compare ablated versions of our LFM-3D method to highlight each component.

keypoint sets with known camera and depth to define recall.

Additionally, we evaluate correspondences on the downstream task of relative pose estimation, which is critical to many 3D reconstruction tasks. We estimate the essential matrix E' that relates the two cameras using known camera intrinsics and predicted correspondences, and recover a relative rotation prediction. We calculate the relative rotation error between the predicted and ground truth rotation matrices using Rodrigues' formula and report accuracy within 5° , 10° , and 15° of error.

Compared techniques. We compare LFM-3D to popular 2D-based sparse matching techniques, such as SIFT [21] features with heuristics-based matchers and SuperPoint [9] features with SuperGlue correspondence prediction. For *shoe* relative pose estimation, we can also compare against sparse matching between 2D keypoints and their 3D NOCS estimates (*i.e.* Sparse PnP), and with dense matching between all 2D pixel coordinates and their 3D NOCS estimates (*i.e.* Dense PnP). We compare against additional techniques in the appendix.

Architecture and training details. Following [34], we use SuperPoint local features [9] in our learnable matching framework. We initialize the 2D keypoint encoder, graph neural network, and optimal transport layers from a 2D-only matching model pretrained on synthetic homographies and Megadepth [20] image pairs, following the recipe described

Method	<i>Shoe</i>			<i>Camera</i>		
	Acc@5°	Acc@10°	Acc@15°	Acc@5°	Acc@10°	Acc@15°
SIFT + MNN	4.0	7.8	11.8	4.6	9.0	13.2
SIFT + NN/Ratio	4.4	8.7	13.2	4.3	9.0	13.0
NOCS + Sparse-PnP	4.8	18.4	33.4	-	-	-
NOCS + Dense-PnP	4.2	18.9	34.9	-	-	-
SuperPoint + MNN	3.4	7.1	11.1	2.7	5.9	8.8
SuperPoint + NN/Ratio	4.0	7.8	11.9	3.0	6.6	10.2
SuperPoint + SG-MegaDepth	2.6	5.6	8.6	2.7	5.5	8.6
SuperPoint + SG-Finetuned	11.0	22.2	31.6	10.6	21.4	29.2
SuperPoint + LFM-3D (Ours)	14.3	29.3	40.2	11.8	22.4	30.7

Table 2: **Relative pose estimation results on Objectron sampled video frames.** We calculate the error between the ground truth rotation matrix and recovered relative rotation matrix from essential matrix estimation. We report accuracy within a given error threshold (in degrees), as defined by Rodrigues’ formula. Note that we use estimated NOCS [47] maps as inputs to LFM-3D for the *shoe* object category and estimated inverse depth maps from DPT [30] for *camera*. We use all predictions (threshold 0.0) when estimating the essential matrix.

in [34]. The model extracting 3D signals (*i.e.*, NOCS or MDE) is frozen when training the LFM-3D matching layers. We mirror the MLP_{3D} architecture after MLP_{2D} , but increase the number of parameters in each layer as follows: $[64, 64, 128, 128, D]$, where D is the local feature descriptor (d_i) dimension. An initial learning rate of 8×10^{-5} is used until 65k iterations, after which the learning rate decays by a factor of 0.999995 per iteration. The model was trained for 750000 iterations with a batch size of 56 on the same set of GPUs as stated above. LFM-3D is implemented natively in Tensorflow 2 from scratch, and we use a public Tensorflow reproduction of Superpoint.

4.4. Results

Feature-level matching & model ablations. Figure 4 presents precision/recall curves for LFM-3D on the Google Scanned Objects dataset for the *shoe* and *camera* object classes. We compare LFM-3D against model variants that allow us to ablate the importance of the different components in our system: finetuning, usage of 3D signals, and improved positional encoding. For each method, we extract a maximum of 1024 features and use ground truth camera and depth information to label known correspondences. To generate the curves, we sweep over confidence values in $[0, 1]$ and filter match predictions from the soft assignment output. We use the following terminology for variants:

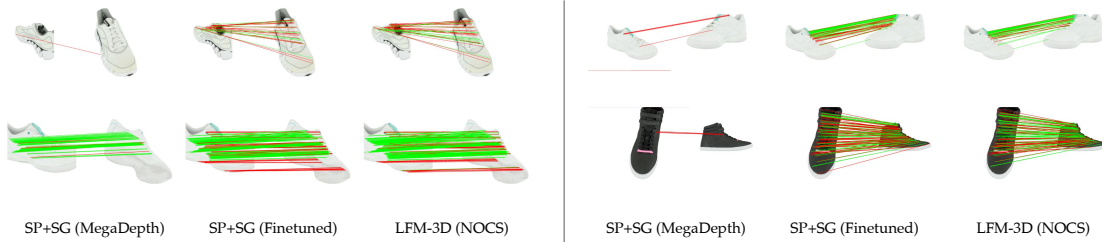
- *SG-MegaDepth* - Default SuperPoint + SuperGlue method trained on synthetic homography pairs and MegaDepth [20] outdoor scene pairs.
- *SG-Finetuned* - Default SuperPoint + SuperGlue model, initialized with *SG-MegaDepth* and finetuned on Google Scanned Objects rendered pairs.
- *SG + NOCS/MDE* - Finetuned SuperPoint + SuperGlue

model, with an additional input encoding layer for 3D signals per keypoint (Eq. (2)). As described above, we use points in NOCS space for *shoe* and inverse depth estimates for *camera*.

We observe that LFM-3D outperforms all baseline methods, with the most significant improvements being in maximum recall (no confidence thresholding). The NOCS-based LFM-3D outperforms *SG-Finetuned* on recall by 6.2% and at maximum recall for *SG-Finetuned* (44.3%), it sees a 28.9% increase in precision. The significant gap between *SG + MDE* and *LFM-3D (MDE)* indicates the importance of properly encoding low-dimensional 3D signals. An effective positional encoding can enhance the model’s capability to integrate 3D information. Lastly, we note a large performance gap between the baseline *SG-MegaDepth* method and all methods finetuned on synthetic renderings.

Relative pose estimation. We evaluate relative pose estimation on the Objectron [1] dataset, by sampling pairs of video frames with viewpoint changes (*i.e.*, camera axes angle distances) between 90° - 120° . We limit keypoint extraction to a segmentation mask (instance segmentation for shoes, and foreground segmentation for cameras) to minimize the domain gap. Results are presented in Table 2; as before, the *shoe* LFM-3D model uses estimated NOCS maps and the *camera* LFM-3D model uses estimated depth maps. We compare LFM-3D against conventional and state-of-the-art sparse feature matching techniques. In the *shoe* case, where a NOCS model is available, we also compare to sparse and dense PnP methods based on NOCS.

The LFM-3D model based on NOCS outperforms all other methods for the *shoe* case. We observe a large gap between our method and the finetuned 2D-only SuperPoint+SuperGlue: by 8.6% for Acc@15°. More interestingly, we also outperform NOCS-based PnP variants by



(a) Google Scanned Objects wide-baseline pairs.



(b) Objectron wide-baseline image pairs.



(c) Failure cases for LFM-3D.

Figure 5: **Qualitative results for our LFM-3D method.** For all image pairs, we show predicted correspondences with confidence threshold 0.2. Note that an absence of correspondence lines means that the model found no matches. (a) Correct matches are shown in green and incorrect matches (> 3 pixel error) are shown in red. (b) & (c) Ground truth isn’t available, so we show matches in randomized colors.

large margins (up to 10.4% against the dense version), which shows the limitations of directly using estimated NOCS maps for relative pose prediction.

Similarly, our depth-based LFM-3D model outperforms all methods in the *camera* case. Although we observe a less drastic improvement over the 2D-only techniques, we note that our method makes no further assumptions about the query image pair and uses predictions from an off-the-shelf MDE model to provide up to 1.5% improvement, compared to the finetuned 2D-only SuperPoint+SuperGlue.

Qualitative results. Figure 5 shows how LFM-3D proposes improved correspondences between images with relatively small overlapping visible regions. *SG-MegaDepth* suffers from low confidence predictions under very-wide baselines, but still correctly predicts many correspondences

for minor viewpoint changes (Figure 5a, bottom left). Fine-tuning SuperGlue on domain-specific data results in more high-confidence predictions, but adding 3D signals with positional encoding leads to even better results, with more correct matches and a wider distribution of proposed correspondences across the image and the object’s geometry (Figure 5b), which simplifies essential matrix estimation.

Limitations and failure scenarios. The disparity between LFM-3D performance on the two object classes shows that the model can be sensitive to the choice of 3D signal. For long-tail objects that lack large-scale 3D data, one must rely on a less informative 3D signal. Figure 5c shows examples where LFM-3D still struggles to match reliably. In particular, we observe that feature-less objects (first column) negatively affect local feature extractors and 3D signal estimators alike.

Irregular geometries (second column) can also confuse the NOCS estimation model. And out-of-distribution geometries not shown in the training set (camera strap - third column) can match poorly at inference time.

5. Conclusions

In this work, our main contribution is a novel method for local feature matching that integrates estimated 3D signals to guide correspondence estimation – leading to high-quality feature associations under wide baseline conditions. Experiments indicate that the way the 3D signal is incorporated into the model matters, with improvements observed when using positional encodings based on periodic functions. Our enhanced feature correspondences enable a significant boost in performance for relative pose estimation of in-the-wild images. Based on the quantitative and qualitative evidence we gathered, one can conclude that 3D information can greatly improve the estimation of image correspondences.

Appendix

A. Examples of monocular depth estimates

Figure 6 presents qualitative examples from the general-purpose, pre-trained monocular depth estimation model, DPT [30]. We use the published model weights available on their [github](#).

B. Comparison to additional baselines

In this section, we compare our method to some other baseline methods for relative pose estimation. Table 3 reports the same relative pose metrics as Table 2 for four additional baselines:

- *Official SP+SG release* - We use the official SuperGlue weights provided by the authors on [github](#).
- *SP+SG w/ NOCS filtering* - We use the SuperPoint+SuperGlue (finetuned) model to propose candidates, and only keep correspondences whose NOCS map values are within distance d of one another.
- *LoFTR [37]* - Dense feature matchers offer an alternative solution for matching pairs with small co-visibility regions. We use the highly popular LoFTR model (trained on outdoor scenes) provided by the Kornia [13] library to propose correspondences between all image pair pixels and estimate the fundamental matrix.

LFM-3D outperforms all of the additional baselines for the three challenging Acc@N error thresholds.

Comparison to Official SuperGlue baseline. Note that these results (*Official SP+SG*) are roughly equivalent to our own SuperPoint+SuperGlue model trained on Megadepth, without finetuning (i.e. SuperPoint + SuperGlue (ours)). This indicates that we have reproduced SuperGlue in Tensorflow successfully.

Comparison to NOCS-based heuristics baseline. Rather than integrating NOCS 3D signals in a learned manner, we experimented with using a heuristics-based approach for filtering correspondences proposed by the 2D-only method by NOCS distance (*SP + SG w/ NOCS filtering*). This naive method of integrating NOCS coordinates underperforms LFM-3D, predictably. We note that LFM-3D’s greatest improvements are in increased recall, as shown by Figure 4. This filtering method cannot introduce new correspondences to the limited set produced by the 2D-only baseline model.

Comparison to dense learnable matcher baseline. The general-purpose dense matcher LoFTR [37] underperforms LFM-3D significantly for the relative pose estimation task. We argue that this is due to significant noise in the image background, and due to a relatively small co-visibility region in which the dense learnable matcher can gain hints from.

C. Ablation on number of keypoints

Table 4 compares LFM-3D with the finetuned 2D-only baseline with varying numbers of keypoints (2048 and 4096, vs baseline 1024 from the original paper) during relative pose estimation on Objectron *shoe* image pairs. Note that we do not retrain models for each new keypoint input size. Our results show that LFM-3D benefits from additional keypoints more than the 2D-only baselines for 2048 keypoints, but performance drops with 4096 keypoints. We hypothesize that our method can produce better features due to augmented 3D inputs, while in the 2D-only case, having more features can introduce noise and false matches.

D. Additional qualitative examples

We present additional qualitative results on the Objectron dataset in Figure 7. These results highlight that LFM-3D performs well across a variety of shapes, textures, and lighting conditions.

References

- [1] Artsiom Ablavatski Jianing Wei Matthias Grundmann Adel Ahmadyan, Liangkai Zhang. Objectron: A large scale dataset of object-centric videos in the wild with pose annotations. *Proceedings of the IEEE Conference on Computer Vision and Pattern Recognition*, 2021. 2, 5, 7



Figure 6: **Visualizations of monocular depth estimates on camera Objectron images.** Inverse depth values are generated using the general-purpose DPT [30] monocular depth estimation model.

Method	<i>Shoe</i>		
	Acc@5°	Acc@10°	Acc@15°
Official SP+SG release	2.3	4.8	7.2
SuperPoint + SuperGlue (ours)	2.6	5.6	8.6
SP+SG w/ NOCS filtering ($d = 0.03$)	8.4	18.5	25.3
SP+SG w/ NOCS filtering ($d = 0.05$)	9.6	19.7	27.6
SP+SG w/ NOCS filtering ($d = 0.1$)	10.5	21.5	29.7
SP+SG w/ NOCS filtering ($d = 0.2$)	10.8	22.1	30.6
SP+SG w/ NOCS filtering ($d = 0.5$)	10.8	22.2	30.6
LoFTR [37]	1.9	4.0	5.7
SP + LFM-3D (copied from Table 2)	14.3	29.3	40.2

Table 3: **Additional baselines for relative pose estimation on the shoe Objectron sampled video frame pairs.** We present results for relative pose estimation in terms of Accuracy@ N . At the bottom, we copy the LFM-3D results from Table 2.

Method	<i>Shoe</i>		
	Acc@5°	Acc@10°	Acc@15°
SP (1024) + SG	11.0	22.2	31.6
SP (2048) + SG	11.4	22.6	31.3
SP (4096) + SG	10.7	21.6	30.6
SP (1024) + LFM-3D	14.3	29.3	40.2
SP (2048) + LFM-3D	15.5	30.6	42.3
SP (4096) + LFM-3D	13.9	28.7	39.6

Table 4: **Ablation study over number of extracted keypoints.** We compare the finetuned 2D-only baseline (SuperPoint [9] + SuperGlue [34]) to our LFM-3D model from NOCS estimates on the shoe Objectron evaluation set.

[2] A. Barroso-Laguna, E. Riba, D. Ponsa, and K. Mikolajczyk. KeyNet: Keypoint Detection by Handcrafted and Learned CNN Filters. In *Proc. ICCV*, 2019. 2

[3] H. Bay, A. Ess, T. Tuytelaars, and L. Van Gool. Speeded-Up Robust Features (SURF). *CVIU*, 2008. 2

[4] M. Calonder, V. Lepetit, M. Ozuysal, T. Trzcinski, C. Strecha, and P. Fua. BRIEF: Computing a Local Binary Descriptor Very Fast. *TPAMI*, 2012. 2

[5] V. Chandrasekhar, G. Takacs, D. Chen, S. Tsai, R. Grzeszczuk, and B. Girod. CHOg: Compressed histogram of

gradients A low bit-rate feature descriptor. In *Proc. CVPR*, 2009. 2

[6] H. Chen, Z. Luo, J. Zhang, L. Zhou, X. Bai, Z. Hu, C.-L. Tai, and L. Quan. Learning to Match Features with Seeded Graph Matching Network. In *Proc. ICCV*, 2021. 3

[7] H. Chen, Z. Luo, L. Zhou, Y. Tian, M. Zhen, T. Fang, D. McKinnon, Y. Tsin, and L. Quan. ASpanFormer: Detector-Free Image Matching with Adaptive Span Transformer. In *Proc. ECCV*, 2022. 3

[8] Javier Civera, Andrew J Davison, and JM Martinez Montiel. Inverse depth parametrization for monocular slam. *IEEE transactions on robotics*, 24(5):932–945, 2008. 6

[9] D. DeTone, T. Malisiewicz, and A. Rabinovich. SuperPoint: Self-Supervised Interest Point Detection and Description. In *Proc. CVPR Workshops*, 2018. 2, 6, 10

[10] Alexey Dosovitskiy, Lucas Beyer, Alexander Kolesnikov, Dirk Weissenborn, Xiaohua Zhai, Thomas Unterthiner, Mostafa Dehghani, Matthias Minderer, Georg Heigold, Sylvain Gelly, Jakob Uszkoreit, and Neil Houlsby. An image is worth 16x16 words: Transformers for image recognition at scale. *ICLR*, 2021. 6

[11] Laura Downs, Anthony Francis, Nate Koenig, Brandon Kinman, Ryan Hickman, Krista Reymann, Thomas B McHugh, and Vincent Vanhoucke. Google scanned objects: A high-quality dataset of 3d scanned household items. *arXiv preprint arXiv:2204.11918*, 2022. 5




Figure 7: **Additional qualitative examples from sampled Objectron frames.** For each triplet, we compare SP+SG-MegaDepth, SP+SG-Finetuned, and LFM-3D.

- [12] M. Dusmanu, I. Rocco, T. Pajdla, M. Pollefeys, J. Sivic, A. Torii, and T. Sattler. D2-Net: A Trainable CNN for Joint Detection and Description of Local Features. In *Proc. CVPR*, 2019. 2
- [13] D. Ponsa E. Rublee E. Riba, D. Mishkin and G. Bradski. Kornia: an open source differentiable computer vision library for pytorch. In *Winter Conference on Applications of Computer Vision*, 2020. 9
- [14] David Eigen, Christian Puhrsch, and Rob Fergus. Depth map prediction from a single image using a multi-scale deep network. *Advances in neural information processing systems*, 27, 2014. 3
- [15] M. Fischler and R. Bolles. Random Sample Consensus: A Paradigm for Model Fitting with Applications to Image Analysis and Automated Cartography. *Communications of the ACM*, 1981. 2
- [16] Clément Godard, Oisín Mac Aodha, and Gabriel J Brostow. Unsupervised monocular depth estimation with left-right consistency. In *Proceedings of the IEEE conference on computer vision and pattern recognition*, pages 270–279, 2017. 3
- [17] Rıza Alp Güler, Natalia Neverova, and Iasonas Kokkinos. Densepose: Dense human pose estimation in the wild. In *Proceedings of the IEEE conference on computer vision and pattern recognition*, pages 7297–7306, 2018. 5
- [18] B. Haralick, C.-N. Lee, K. Ottenberga, and M. Nolle. Review and Analysis of Solutions of the Three Point Perspective Pose Estimation Problem. *IJCV*, 1994. 3
- [19] L. Kneip, D. Scaramuzza, and R. Siegwart. A novel parametrization of the perspective-three-point problem for a direct computation of absolute camera position and orientation. In *Proc. CVPR*, 2011. 3
- [20] Zhengqi Li and Noah Snavely. Megadepth: Learning single-view depth prediction from internet photos. In *Proceedings of the IEEE conference on computer vision and pattern recognition*, pages 2041–2050, 2018. 6, 7
- [21] D. Lowe. Distinctive Image Features from Scale-Invariant Keypoints. *IJCV*, 2004. 1, 2, 6
- [22] Zixin Luo, Tianwei Shen, Lei Zhou, Jiahui Zhang, Yao Yao, Shiwei Li, Tian Fang, and Long Quan. ContextDesc: Local Descriptor Augmentation with Cross-Modality Context. In *Proc. CVPR*, 2019. 2
- [23] W.-C. Ma, A. Yang, S. Wang, R. Urtasun, and A. Torralba. Virtual Correspondence: Humans as a Cue for Extreme-View Geometry. In *Proc. CVPR*, 2022. 3
- [24] K. Mikolajczyk and C. Schmid. Scale & Affine Invariant Interest Point Detectors. *IJCV*, 2004. 2
- [25] Ben Mildenhall, Pratul P Srinivasan, Matthew Tancik, Jonathan T Barron, Ravi Ramamoorthi, and Ren Ng. Nerf: Representing scenes as neural radiance fields for view synthesis. In *Computer Vision—ECCV 2020: 16th European Conference, Glasgow, UK, August 23–28, 2020, Proceedings, Part I*, pages 405–421, 2020. 5
- [26] A. Mishchuk, D. Mishkin, F. Radenovic, and J. Matas. Working Hard to Know your Neighbor’s Margins: Local Descriptor Learning Loss. In *Proc. NIPS*, 2017. 2
- [27] D. Mishkin, F. Radenovic, and J. Matas. Repeatability Is Not Enough: Learning Affine Regions via Discriminability. In *Proc. ECCV*, 2018. 2
- [28] H. Noh, A. Araujo, J. Sim, T. Weyand, and B. Han. Large-Scale Image Retrieval with Attentive Deep Local Features. In *Proc. ICCV*, 2017. 2
- [29] Y. Ono, E. Trulls, P. Fua, and K. Moo Yi. LF-Net: Learning Local Features from Images. In *Proc. NIPS*, 2018. 2
- [30] René Ranftl, Alexey Bochkovskiy, and Vladlen Koltun. Vision transformers for dense prediction. In *Proceedings of the IEEE/CVF International Conference on Computer Vision*, pages 12179–12188, 2021. 2, 3, 6, 7, 9, 10
- [31] René Ranftl, Katrin Lasinger, David Hafner, Konrad Schindler, and Vladlen Koltun. Towards robust monocular

- depth estimation: Mixing datasets for zero-shot cross-dataset transfer. *IEEE Transactions on Pattern Analysis and Machine Intelligence (TPAMI)*, 2020. 2, 6
- [32] Jerome Revaud, Cesar De Souza, Philippe Weinzaepfel, and Martin Humenberger. R2D2: Repeatable and Reliable Detector and Descriptor. In *Proc. NeurIPS*, 2019. 2
- [33] Chitwan Saharia, William Chan, Saurabh Saxena, Lala Li, Jay Whang, Emily Denton, Seyed Kamyar Seyed Ghasemipour, Burcu Karagol Ayan, S Sara Mahdavi, Rapha Gontijo Lopes, et al. Photorealistic text-to-image diffusion models with deep language understanding. *arXiv preprint arXiv:2205.11487*, 2022. 5
- [34] P.-E. Sarlin, D. DeTone, T. Malisiewicz, and A. Rabinovich. SuperGlue: Learning Feature Matching with Graph Neural Networks. In *Proc. CVPR*, 2020. 1, 2, 3, 5, 6, 7, 10
- [35] T. Sattler, B. Leibe, and L. Kobbelt. SCRAMSAC: Improving RANSAC’s efficiency with a spatial consistency filter. In *Proc. ICCV*, 2009. 2
- [36] E. Simo-Serra, E. Trulls, L. Ferras, I. Kokkinos, P. Fua, and F. Moreno-Noguer. Discriminative Learning of Deep Convolutional Feature Point Descriptors. In *Proc. ICCV*, 2015. 2
- [37] J. Sun, Z. Shen, Y. Wang, H. Bao, and X. Zhou. LoFTR: Detector-Free Local Feature Matching with Transformers. In *Proc. CVPR*, 2021. 2, 3, 9, 10
- [38] Matthew Tancik, Pratul Srinivasan, Ben Mildenhall, Sara Fridovich-Keil, Nithin Raghavan, Utkarsh Singhal, Ravi Ramamoorthi, Jonathan Barron, and Ren Ng. Fourier features let networks learn high frequency functions in low dimensional domains. *Advances in Neural Information Processing Systems*, 33:7537–7547, 2020. 4
- [39] Y. Tian, B. Fan, and F. Wu. L2-Net: Deep Learning of Discriminative Patch Descriptor in Euclidean Space. In *Proc. CVPR*, 2017. 2
- [40] Y. Tian, X. Yu, B. Fan, F. Wu, H. Heijnen, and V. Balntas. SOSNet: Second Order Similarity Regularization for Local Descriptor Learning. In *Proc. CVPR*, 2019. 2
- [41] C. Toft, D. Turmukhambetov, T. Sattler, F. Kahl, and G. Brostow. Single-Image Depth Prediction Makes Feature Matching Easier. In *Proc. ECCV*, 2020. 3
- [42] E. Tola, V. Lepetit, and P. Fua. DAISY: An Efficient Dense Descriptor Applied to Wide-Baseline Stereo. *TPAMI*, 2010. 2
- [43] T. Tuytelaars and L. Van Gool. Wide baseline stereo matching based on local, affinely invariant regions. In *Proc. BMVC*, 2000. 2
- [44] M. Tyszkiewicz, P. Fua, and E. Trulls. DISK: Learning local features with policy gradient. In *Proc. NeurIPS*, 2020. 2
- [45] Ashish Vaswani, Noam Shazeer, Niki Parmar, Jakob Uszkoreit, Llion Jones, Aidan N Gomez, Łukasz Kaiser, and Illia Polosukhin. Attention is all you need. *Advances in neural information processing systems*, 30, 2017. 4
- [46] Yannick Verdie, Kwang Moo Yi, Pascal Fua, and Vincent Lepetit. TILDE: A Temporally Invariant Learned Detector. In *Proc. CVPR*, 2015. 2
- [47] H. Wang, S. Sridhar, J. Huang, J. Valentin, S. Song, and L. Guibas. Normalized Object Coordinate Space for Category-Level 6D Object Pose and Size Estimation. In *Proc. CVPR*, 2019. 2, 3, 4, 5, 7
- [48] Qianqian Wang, XiaoWei Zhou, Bharath Hariharan, and Noah Snavely. Learning feature descriptors using camera pose supervision. In *Proc. European Conference on Computer Vision (ECCV)*, 2020. 2
- [49] K. M. Yi, E. Trulls, V. Lepetit, and P. Fua. LIFT: Learned Invariant Feature Transform. In *Proc. ECCV*, 2016. 2
- [50] K. M. Yi, E. Trulls, Y. Ono, V. Lepetit, M. Salzmann, and P. Fua. Learning to Find Good Correspondences. In *Proc. CVPR*, 2018. 2
- [51] Kwang Moo Yi, Yannick Verdie, Pascal Fua, and Vincent Lepetit. Learning to Assign Orientations to Feature Points. In *Proc. CVPR*, 2016. 2
- [52] J. Zhang, D. Sun, Z. Luo, A. Yao, L. Zhou, T. Shen, Y. Chen, L. Quan, and H. Liao. Learning two-view correspondences and geometry using order-aware network. In *Proc. ICCV*, 2019. 2