

# Exact Non-Oblivious Performance of Rademacher Random Embeddings

Maciej Skorski<sup>[0000–0003–2997–7539]</sup> and Alessandro  
Temperoni<sup>[0000–0003–0272–6596]</sup>

University of Luxembourg, 4365 Esch-sur-Alzette, Luxembourg @uni.lu

**Abstract.** This paper revisits the performance of Rademacher random projections, establishing novel statistical guarantees that are numerically sharp and non-oblivious with respect to the input data.

More specifically, the central result is the Schur-concavity property of Rademacher random projections with respect to the inputs. This offers a novel geometric perspective on the performance of random projections, while improving quantitatively on bounds from previous works. As a corollary of this broader result, we obtained the improved performance on data which is sparse or is distributed with small spread. This non-oblivious analysis is a novelty compared to techniques from previous work, and bridges the frequently observed gap between theory and practise.

The main result uses an algebraic framework for proving Schur-concavity properties, which is a contribution of independent interest and an elegant alternative to derivative-based criteria.

**Keywords:** Johnson-Lindenstrauss Lemma · Rademacher Random Projections · Schur-convexity

## 1 Introduction

### 1.1 Background and Related Work

The seminal result of Johnson and Lindenstrauss [25] quantifies the amazing performance of *random linear maps as embeddings*: they map input data into a much smaller dimension (compression) while nearly maintaining the scalar products (almost isometrically). The *strong quantitative guarantees*, a distinctive feature of this technique, enabled its application to a range of problems and areas, including nearest-neighbour search [27], clustering [15,12,28], outlier detection [5], ensemble learning [10], adversarial machine learning [35], feature hashing in machine learning [24], numerical linear algebra [30,12,11], convex optimization [36], differential privacy [7], neuroscience [21] and numerous others; for a comprehensive literature review we refer the reader to the recent survey [20].

The focus of this work is on numerical guarantees for the *almost distance-preserving* property, which is formally stated as

$$\|\Phi x\|^2 \approx \|x\|^2 \quad \text{with high probability,} \quad (1)$$



where an appropriately sampled matrix  $\Phi \in \mathbb{R}^{m \times n}$  represents the projection of an  $n$ -dimensional vector  $x$  to  $m$  dimensions ( $m \ll n$  is desired), and the relative approximation error in (1) is referred to as *distortion*.

The long-line of research [19,22,2,3,29,14,26,24,32,33] has incrementally established various guarantees for (1), in the form of *distortion-confidence trade-offs*: while a small distortion ensures that the analytical task can be performed with a similar effect over the embedded data, high confidence guarantees with what probability it will happen. Yet the quantitative analysis of the property (1) has remained a difficult challenge, resulting in complex proofs simplified many times [13,23], crude statistical bounds (for example, sparse variants have an exponential gap with respect to the sharp no-go results [9]), and a lack of finite-dimensional insights (bounds are input-oblivious which widens the gap between theory predictions and empirical performance [34,18]).

This work addresses the aforementioned gap by revisiting the most promising construction of *Rademacher random projections*, which uses the following matrix

$$\Phi_{k,j} = \frac{1}{\sqrt{m}} r_{k,i}, \quad r_{k,i} \sim^{IID} \{-1, +1\}. \quad (2)$$

More specifically, this paper solves the following problem:

Give a precise, non-asymptotic, non-oblivious analysis of random projections (2).

As recently [9] showed, Rademacher random projections are asymptotically *dimension-optimal with exact constant*; this result improves upon a previous suboptimal bound of Kane and Nelson [26]. The statistical performance of Rademacher projections is superior to the sparse ones, as demonstrated empirically in 1. Furthermore, the theoretical bounds for Rademacher random projections are much better than those available for sparse analogues [13]. The best, prior to this paper, analysis of (2) is given by Achlioptas in [2]. It is worth noting that Rademacher projections are also superior to their Gaussian counterparts; indeed, we know that they are dominated by the gaussian-based projections [2]. The relation of statistical performance and input structure has not been understood in-depth yet; as for conceptually similar research, we note that recent results show that for sparse data one can improve the sparsity of random projections, gaining in computing time [24,33].

## 1.2 Our Contribution

Our study of the stochastic behavior of (1) offers the following novel contributions:

- (a) **non-oblivious insights**, by quantifying the *dependency on input spreadness*. Loosely speaking, we prove that more spread-out input data lead to



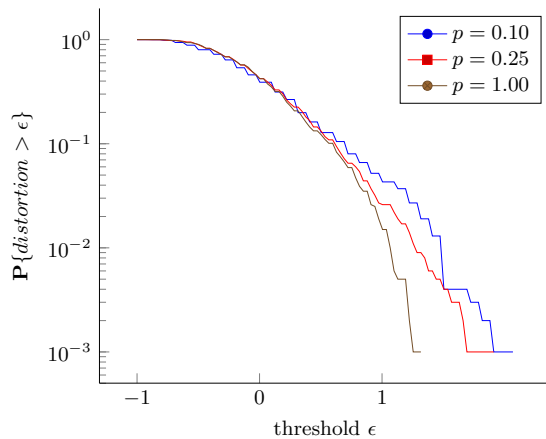


Fig. 1: The distortion tail (empirical CCDF) w.r.t. the embedding density parameter  $p$  which equals the fraction of non-zero elements in the matrix. Dense Rademacher projections ( $p = 1$ ) are numerically superior to their sparse counterparts ( $p < 1$ ). The comparison was done on a toy dataset.

heavier tails in the distributed distortion. In particular<sup>1</sup>, we obtain the *improved performance on sparse input data*.

- (b) **Schur-concavity framework**, used to provide the missing geometric intuitions for the performance of random projections.
- (c) **numerically optimal bounds**, which precisely capture the extreme behavior and cannot be improved by any constant.
- (d) **benchmarking** against previous bounds, both theoretically and empirically. By means of distortion, we measured how high-dimensional vectors are projected with different density to prove the strength of our bounds.

### 1.3 Organization

The remainder of the paper is organized as follows: [Section 2](#) introduces notation and technical notions used throughout the paper; then [Section 3](#) discusses and benchmarks novel results of this paper, and [Section 4](#) concludes the work. Parts of the theoretical analysis appear in the [Appendix A](#).

## 2 Preliminaries

We start by recalling some basic concepts from probability theory, algebra, combinatorics and optimization.

Throughout the paper we work basic probability distributions: normal, binomial, and Rademacher. Given a vector  $x$  we denote by  $\|x\|$  its euclidean norm

<sup>1</sup> We can think of sparse input as being the extreme opposite of the "well-spread" property.



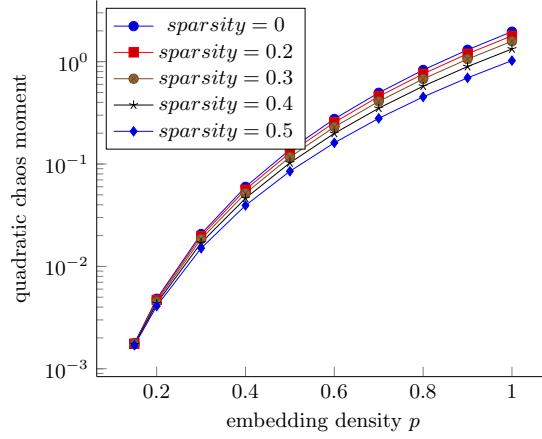


Fig. 2: Data-aware insights. We measured the theoretical moments against *input data sparsity*. The plot shows that increased sparsity in the input data leads to smaller values of the moments. This result becomes more evident when related to the embeddings density parameter  $p$ .

and by  $\|x\|_0$  the number of its non-zero components; we also say that  $x$  is  $\ell$ -sparse with  $\ell = \|x\|_0$ , for example  $x = (\frac{1}{4}, \frac{1}{4}, \frac{1}{4}, 0)$  is 3-sparse.

*Partitions* represent a positive integer  $q$  as a sum of positive integers. A non-decreasing and non-negative sequence  $\lambda$  is a partition of  $q$ , denoted as  $\lambda \vdash q$ , when  $\sum_i \lambda_i = q$ ; in the *frequency notation* distinct parts are assigned frequencies, so that  $\lambda = 1^{f_1} \dots q^{f_q}$  where  $\sum_i i f_i = q$ . For example, we have  $\lambda = 1^2 2 = (2, 1, 1) \vdash 4$ .

*Monomial symmetric functions* for a given partition  $\lambda = (\lambda_1, \dots, \lambda_k) \vdash q$  are defined as the sum of all distinct monomials with exponent  $\lambda$ , that is  $\mathbf{m}_\lambda(x) = \sum_{i_1, \dots, i_k} x_{i_1}^{\lambda_1} \dots x_{i_k}^{\lambda_k}$  where  $i_1, \dots, i_k$  and monomials  $x_{i_1}^{\lambda_1} \dots x_{i_k}^{\lambda_k}$  are distinct. For example, we have  $\mathbf{m}_{(2,1,1,1)}(x_1, x_2, x_3, x_4) = x_1^2 x_2 x_3 x_4 + x_1 x_2^2 x_3 x_4 + x_1 x_2 x_3^2 x_4 + x_1 x_2 x_3 x_4^2$ .

*Elementary symmetric functions* are defined as  $\mathbf{e}_k(x) = \sum_{i_1 < \dots < i_k} x_{i_1} x_{i_2} \dots x_{i_k}$ . Both monomial and elementary polynomials are a base of symmetric polynomials. For more details, we refer to the monographs [4].

The *majorization order* on  $n$ -dimensional vectors is defined as follows: we say that  $x$  is dominated by  $y$ , denoted by  $x \prec y$ , if for their non-decreasing rearrangements  $(x_i^\downarrow)$  and  $(y_i^\downarrow)$  we have the inequality  $\sum_{i=1}^k x_i^\downarrow \geq \sum_{i=1}^k y_i^\downarrow$  for  $k = 1, \dots, n$  with equality when  $k = n$ ; equivalently,  $x$  can be produced from  $y$  by a sequence of *Robin-Hood operations* which replace  $x_i > x_j$  by  $x_i \leftarrow x_i - \epsilon$ ,  $x_j \leftarrow x_j + \epsilon$  for  $\epsilon \in (0, \frac{x_i - x_j}{2})$ . Intuitively,  $x$  being dominated by  $y$  means that  $x$  is more spread-out/dispersed than  $y$ . For example, we have  $(\frac{1}{4}, \frac{1}{4}, \frac{1}{4}, \frac{1}{4}) \prec (\frac{1}{3}, \frac{1}{3}, 0, \frac{1}{3})$  (it takes 3 Robin-Hood transfers).



The *Schur-convexity* of a function  $f : \mathbb{R}^n \rightarrow \mathbb{R}$  is the following property:  $x \prec y$  implies  $f(x) \leq f(y)$ ; we speak of Schur-concavity when the inequality is reversed. Schur-convex or Schur-concave functions are necessarily symmetric; symmetric function is Schur-convex if  $\left(\frac{\partial f}{\partial x_i} - \frac{\partial f}{\partial x_j}\right)(x_i - x_j) \geq 0$  (Schur-Ostrowski criterion). For example, power sums  $\sum_i x_i^q$  for  $q \geq 1$  are Schur-convex. For more on *majorization* and *Schur-convexity* we refer to [6, 31].

We define the *moment domination* of a random variable  $Y$  over  $X$ , denoted as  $X \prec_m Y$ , by requiring  $\mathbf{E}X^q \leq \mathbf{E}Y^q$  for all positive integers  $q$ . In particular, it implies that MGF of  $Y$  dominates the MGF of  $X$ , the majorization in the Lorentz stochastic order [6].

### 3 Results

#### 3.1 Main Result

In the following result, we provide the promised numerically sharp, non-oblivious and geometrically insightful bounds for Rademacher random projections. In the (particularly interesting) case of sparse input, we obtain more explicit formulas involving binomial distributions.

**Theorem 1 (Sharp Moment Bounds for Rademacher Random Projections).** *Let  $\Phi$  be sampled according to the Rademacher scheme (2), and define the distortion as*

$$E(x) \triangleq \frac{\|\Phi x\|^2}{\|x\|^2} - 1. \quad (3)$$

*Then the following holds true:*

- (a)  $E(x)$  has moments that are Schur-concave polynomials in  $(x_i^2)$
- (b)  $E(x)$  is moment-dominated by  $E_*$  defined as

$$E_* = \frac{1}{m} \sum_{i=1}^m (Z_i^2 - 1) \quad (4)$$

where  $Z_i$  are standardized binomial r.v.s.:

$$Z_i \sim^{IID} \frac{B - \mathbf{E}B}{\sqrt{\mathbf{Var}[B]}}, \quad B \sim \text{Binom}\left(\|x\|_0, \frac{1}{2}\right). \quad (5)$$

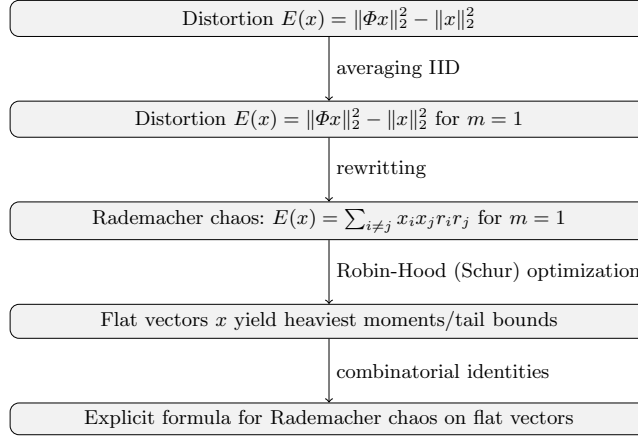
Equivalently,

$$\mathbf{E}E(x)^q \leq \mathbf{E}E_*^q \quad (6)$$

holds for  $q = 2, 3, \dots$  with equality when all components of the input  $x$  are equal.

We briefly overview the proof of Theorem 1 (see Figure 3): it starts by a reduction to the dimension  $m = 1$ , and writing the distortion as a Rademacher chaos of order 2; we then find extreme values of its moments geometrically, by means of *Schur optimization*. Finally, these extreme values can be found explicitly and efficiently by linking them to binomial moments.



Fig. 3: The proof roadmap for [Theorem 1](#).

### 3.2 Techniques: Proving Schur Convexity

We present a useful framework for proving Schur convexity properties. It makes repeated use of few auxiliary facts to eventually reduce the task to a 2-dimensional problem. This is often easier than the classical approach of evaluating derivative tests.

**Lemma 1.** *The class of non-negative Schur-convex (or concave) functions forms a semi-ring.*

**Lemma 2.** *A multivariate function is Schur-convex (respectively, Schur-concave) if and only if it is symmetric and Schur-convex (respectively, Schur-concave) with respect to each pair of variables.*

To demonstrate the usefulness of these facts, we sketch an alternative proof of a refined version of celebrated Khintchine’s Inequality, due to Efron. This refinement plays an important role in statistics, namely in proving properties of popular Student-t tests.

**Corollary 1 (Refined Khintchine Inequality [17]).** *The mapping*

$$x \rightarrow \mathbf{E} \left( \sum_i x_i r_i \right)^q$$

*is a Schur-concave function of  $(x_i^2)$ . As a consequence for  $\sigma = \|x\|_2$  we have*

$$\mathbf{E} \left( \sum_{i=1}^n x_i r_i \right)^q \leq \mathbf{E} \left( \frac{\sigma}{\sqrt{n}} \sum_{i=1}^n r_i \right)^q \leq \mathbf{E} \text{Norm}(0, \sigma^2)^q.$$



*Proof.* The symmetry with respect to  $(x_i)$  is obvious. Applying the multinomial expansion to  $(\sum_i x_i r_i)^q$ , taking the expectation and using the symmetry of Rademacher random variables, we conclude that  $\mathbf{E}(\sum_i x_i r_i)^q$  is polynomial in variables  $(x_i^2)$ . By Lemma 2, it suffices to prove the Schur-concavity property for  $x_1^2, x_2^2$ . By the binomial formula and the independence of  $r_1, r_2$  from  $(r_i)_{i>2}$ , we see that  $\mathbf{E}(\sum_i x_i r_i)^q = \sum_k \binom{q}{k} \mathbf{E}(\sum_{i>2} x_i r_i)^{q-k} \cdot \mathbf{E}(x_1 r_1 + x_2 r_2)^k$  is a combination of expressions  $\mathbf{E}(x_1 r_1 + x_2 r_2)^k$  with coefficients  $c_k = \binom{q}{k} \mathbf{E}(\sum_{i>2} x_i r_i)^{q-k}$  that are independent of  $x_1, x_2$  and non-negative due to the symmetry of  $r_i$ . By Lemma 1, it suffices to prove that  $F_k \triangleq \mathbf{E}(x_1 r_1 + x_2 r_2)^k$  is a Schur-concave function of  $x_1^2, x_2^2$ . Define  $G_k \triangleq \mathbf{E}(x_1 r_1 + x_2 r_2)^k x_1 x_2 r_1 r_2$ . By  $(x_1 r_1 + x_2 r_2)^k = (x_1 r_1 + x_2 r_2)^{k-2} (x_1^2 + x_2^2 + 2x_1 x_2 r_1 r_2)$  we have  $F_k = (x_1^2 + x_2^2) F_{k-2} + 2G_{k-2}$  and  $G_k = (x_1^2 + x_2^2) G_{k-2} + 2x_1^2 x_2^2 F_{k-2}$ . Since  $x_1^2 + x_2^2$  and  $x_1^2 x_2^2$  are both Schur-concave in  $x_1^2, x_2^2$ , the Schur-concavity property of  $F_k, G_k$  is proven when it is proven for  $k := k - 2$ . By mathematical induction, it suffices to realize that  $F_0 = 1, F_1 = 0, G_1 = 1, G_2 = x_1^2 x_2^2$  are Schur-concave in  $x_1^2, x_2^2$ .

Let  $\mathbf{1}_n$  be the vector of  $n$  ones. The first inequality follows then by  $\frac{\sum_{i=1}^n x_i^2}{n} \cdot \mathbf{1}_n \prec (x_1^2, \dots, x_n^2)$ , and is clearly sharp. Since  $\frac{1}{n+1} \mathbf{1}_{n+1} \prec \frac{1}{n} \mathbf{1}_n$  and the Schur-concavity implies that  $\mathbf{E}(\sum_{i=1}^n r_i / \sqrt{n})^q$  increases with  $n$ , the second inequality follows by the CLT.

### 3.3 Techniques: Rademacher Chaoses

Of independent interests are the techniques used in this work. The first result analyzes the quadratic Rademacher chaos geometrically. It is similar in the spirit of the results of Efron [17] and Eaton [16], which however concern only a first-order Rademacher chaos.

**Theorem 2 (Schur-concavity of Rademacher chaoses).** *Let  $(r_i)$  be a sequence of independent Rademacher random variables. Then the Rademacher chaos moment*

$$\mathbf{R}_q(x) \triangleq \mathbf{E} \left( \sum_{i \neq j} x_i x_j r_i r_j \right)^q \quad (7)$$

*is a Schur-concave function of  $(x_i^2)$  for every positive integer  $q$ .*

The second result is a recipe for explicitly computing the extreme moment values:

**Theorem 3 (Extreme moments of Rademacher Chaos).** *For any  $x$  and  $K = \|x\|_0$  the following holds:*

$$\mathbf{R}_q(x) \leq \mathbf{R}_q(x^*), \quad x^* = \underbrace{\left( \frac{\|x\|_2}{\sqrt{K}}, \dots, \frac{\|x\|_2}{\sqrt{K}} \right)}_{K \text{ times}}, \quad (8)$$



Author	Result
[9]	$\max_x \mathbf{P}[ E(x)  > \epsilon] \geq 2 \exp\left(-\frac{m\epsilon^2(1+o(1))}{4}\right)$ when $m \gg \epsilon^{-2}, n \gg 1$
[1]	$\mathbf{P}[ E(x)  > \epsilon] \leq 2 \exp\left(-\frac{m\epsilon^2}{4}\left(1 - \frac{2}{3}\epsilon\right)\right)$
<b>this paper</b>	$E(x) \prec_m \frac{\sum_{i=1}^m Z_i^2 - 1}{m}, Z_i \sim^{IID} \frac{B - \mathbf{E}B}{\sqrt{\mathbf{Var}[B]}}, B \sim \text{Binom}(\ x\ _0, \frac{1}{2})$

Table 1: Bounds from this work ([Theorem 1](#)) compared with the best prior bounds [1] and the sharp no-go results [9]. Our bounds imply those from prior work by "normal majorization" arguments (see the supplementary material).

and furthermore the explicit value of this bound equals

$$\mathbf{R}_q(x^*) = \|x\|_2^{2q} \cdot \mathbf{E}_{\bar{B}}(\bar{B}^2 - 1)^q, \quad (9)$$

where  $\bar{B} = \frac{B - K/2}{\sqrt{K/4}}$  standardizes the symmetric binomial distribution with  $K$  trials  $B$ .

### 3.4 Numerical Comparison

The presented result is *numerically optimal* and *captures input sparsity*. It should be compared against the bounds from [1] and the no-go result from [9], as illustrated in [Table 1](#). To see that our bounds are better than those in [1], it suffices to use the Gaussian majorization argument to obtain a weaker bound  $E(x) \prec_m \frac{\sum_{i=1}^m (N_i^2 - 1)}{m}$  where  $N_i$  are independent standard normal random variables, and use known sub-gamma tail bounds for chi-square distributions (for example, those developed in the monograph on concentration inequalities [8]).

To validate our findings, we performed the following experiments on both synthetic and real-world datasets.

**Synthetic dataset** [Figure 4](#) and [Figure 5](#) demonstrate numerical improvements. The input sparsity is the key: random projections are seen *less distorted* when input data is sparse.

**Real-world datasets** [Figure 6](#) and [Figure 7](#) show our findings. The results are validated with experiments performed on datasets from the SuiteSparse Matrix Collection (formerly the University of Florida Sparse Matrix Collection) available at <https://sparse.tamu.edu/>. For these experiments, we selected matrices from machine learning datasets.

## 4 Conclusions

We revisited the performance of Rademacher random projections, connecting the statistical guarantees with the input structure: for spreadness and, a special case,



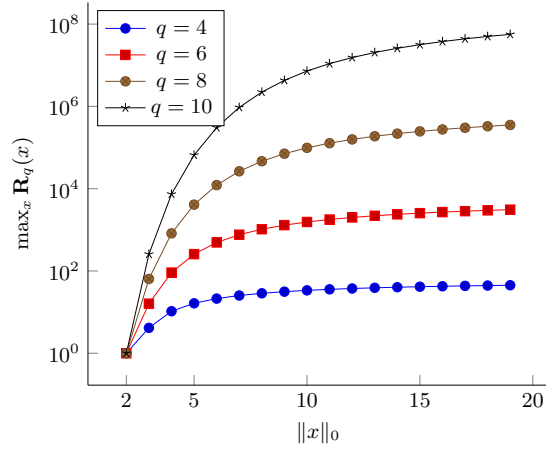


Fig. 4: The more spread-out the input (controlled by sparsity  $\|x\|_0$ ), the more distorted the projected output (captured by  $\mathbf{R}_q(x)$ , the Rademacher chaos moment). Utilizing the input dispersion improves probability bounds by orders of magnitude. Note: for normalization purposes, we assume  $\|x\|_2 = 1$ .

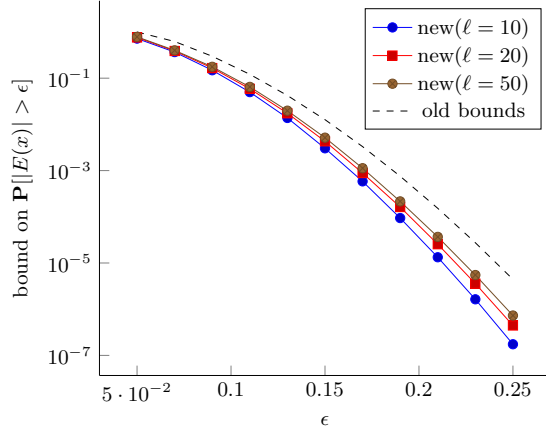


Fig. 5: Capturing input-sparsity ( $\ell = \|x\|_0$ ) improves the bounds on Rademacher random projections, as demonstrated by distortion probability tails.

sparsity. The main result of this paper proves Schur-concavity properties, which makes the bounds numerically sharp and data aware (non-oblivious) while giving a geometric perspective to the performance of the projections. We benchmarked our bounds both theoretically and empirically by measuring the distortion of the projected vectors against the original input data. As a result, dense projections are preferred, and they work incredibly well with sparse input data. We believe



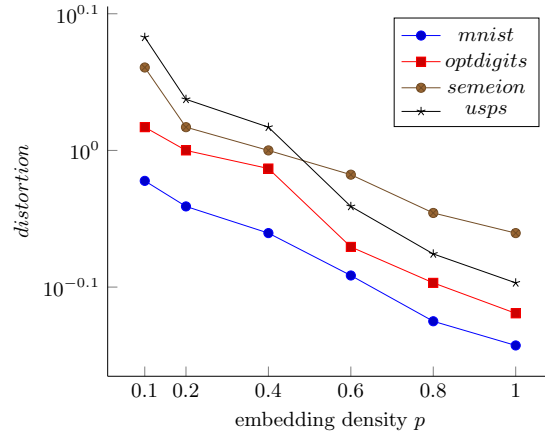


Fig. 6: The distortion measured w.r.t. the density of the embeddings shows that sparse data result in better bounds and proves that Rademacher projections are superior to sparse ones.

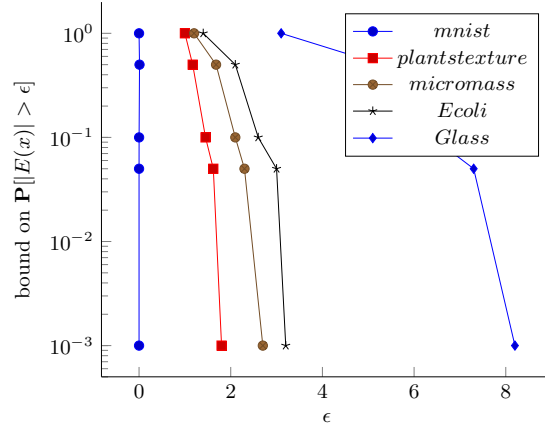


Fig. 7: Measuring the distortion tail probability on real-world datasets confirms our theoretical findings: capturing the input-sparsity improves the bounds on Rademacher random projections. The datasets, from left to right, are displayed from the most sparse (*mnist*) to the least one (*Glass*).

that our findings are of broader interest for a variety of statistical-inference applications.

## References

1. Achlioptas, D.: Database-friendly random projections. In: Proceedings of the twentieth ACM SIGMOD-SIGACT-SIGART symposium on Principles of database sys-



- tems. pp. 274–281 (2001)
2. Achlioptas, D.: Database-friendly random projections: Johnson-lindenstrauss with binary coins. *Journal of computer and System Sciences* **66**(4), 671–687 (2003)
3. Ailon, N., Chazelle, B.: Approximate nearest neighbors and the fast johnson-lindenstrauss transform. In: *Proceedings of the thirty-eighth annual ACM symposium on Theory of computing*. pp. 557–563 (2006)
4. Alexandersson, P.: The symmetric functions catalog (2020), <https://www.symmetricfunctions.com>
5. Aouf, M., Park, L.A.: Approximate document outlier detection using random spectral projection. In: *Australasian Joint Conference on Artificial Intelligence*. pp. 579–590. Springer (2012)
6. Arnold, B., Sarabia, J.: Majorization and the Lorenz Order with Applications in Applied Mathematics and Economics. *Statistics for Social and Behavioral Sciences*, Springer International Publishing (2018), <https://books.google.pl/books?id=ibhmDwAAQBAJ>
7. Blocki, J., Blum, A., Datta, A., Sheffet, O.: The johnson-lindenstrauss transform itself preserves differential privacy. In: *2012 IEEE 53rd Annual Symposium on Foundations of Computer Science*. pp. 410–419. IEEE (2012)
8. Boucheron, S., Lugosi, G., Bousquet, O.: Concentration inequalities. In: *Summer school on machine learning*. pp. 208–240. Springer (2003)
9. Burr, M., Gao, S., Knoll, F.: Optimal bounds for johnson-lindenstrauss transformations. *The Journal of Machine Learning Research* **19**(1), 2920–2941 (2018)
10. Cannings, T.I., Samworth, R.J.: Random-projection ensemble classification. *Journal of the Royal Statistical Society: Series B (Statistical Methodology)* **79**(4), 959–1035 (2017)
11. Clarkson, K.L., Woodruff, D.P.: Low-rank approximation and regression in input sparsity time. *Journal of the ACM (JACM)* **63**(6), 1–45 (2017)
12. Cohen, M.B., Elder, S., Musco, C., Musco, C., Persu, M.: Dimensionality reduction for k-means clustering and low rank approximation. In: *Proceedings of the forty-seventh annual ACM symposium on Theory of computing*. pp. 163–172 (2015)
13. Cohen, M.B., Jayram, T., Nelson, J.: Simple analyses of the sparse johnson-lindenstrauss transform. In: *1st Symposium on Simplicity in Algorithms (SOSA 2018)*. Schloss Dagstuhl-Leibniz-Zentrum fuer Informatik (2018)
14. Dasgupta, A., Kumar, R., Sarlós, T.: A sparse johnson: Lindenstrauss transform. In: *Proceedings of the forty-second ACM symposium on Theory of computing*. pp. 341–350 (2010)
15. Dasgupta, S.: Learning mixtures of gaussians. In: *40th Annual Symposium on Foundations of Computer Science (Cat. No. 99CB37039)*. pp. 634–644. IEEE (1999)
16. Eaton, M.L.: A note on symmetric bernoulli random variables. *The annals of mathematical statistics* **41**(4), 1223–1226 (1970)
17. Efron, B.: Student’s t-test under non-normal conditions. Tech. rep., HARVARD UNIV CAMBRIDGE MA DEPT OF STATISTICS (1968)
18. Fedoruk, J., Schmuland, B., Johnson, J., Heo, G.: Dimensionality reduction via the johnson-lindenstrauss lemma: theoretical and empirical bounds on embedding dimension. *The Journal of Supercomputing* **74**(8), 3933–3949 (2018)
19. Frankl, P., Maehara, H.: The johnson-lindenstrauss lemma and the sphericity of some graphs. *Journal of Combinatorial Theory, Series B* **44**(3), 355–362 (1988)
20. Freksen, C.B.: An introduction to johnson-lindenstrauss transforms. arXiv preprint arXiv:2103.00564 (2021)



21. Ganguli, S., Sompolinsky, H.: Compressed sensing, sparsity, and dimensionality in neuronal information processing and data analysis. *Annual review of neuroscience* **35**, 485–508 (2012)
22. Indyk, P., Motwani, R.: Approximate nearest neighbors: towards removing the curse of dimensionality. In: *Proceedings of the thirtieth annual ACM symposium on Theory of computing*. pp. 604–613 (1998)
23. Jagadeesan, M.: Simple analysis of sparse, sign-consistent jl. In: *Approximation, Randomization, and Combinatorial Optimization. Algorithms and Techniques (APPROX/RANDOM 2019)*. Schloss Dagstuhl-Leibniz-Zentrum fuer Informatik (2019)
24. Jagadeesan, M.: Understanding sparse JL for feature hashing. In: *NeurIPS*. pp. 15177–15187 (2019), (Full version: <https://arxiv.org/pdf/1903.03605.pdf>)
25. Johnson, W.B., Lindenstrauss, J.: Extensions of lipschitz mappings into a hilbert space. *Contemporary mathematics* **26**(189-206), 1 (1984)
26. Kane, D.M., Nelson, J.: Sparser johnson-lindenstrauss transforms. *Journal of the ACM (JACM)* **61**(1), 1–23 (2014)
27. Kleinberg, J.M.: Two algorithms for nearest-neighbor search in high dimensions. In: *Proceedings of the twenty-ninth annual ACM symposium on Theory of computing*. pp. 599–608 (1997)
28. Makarychev, K., Makarychev, Y., Razenshteyn, I.: Performance of johnson-lindenstrauss transform for k-means and k-medians clustering. In: *Proceedings of the 51st Annual ACM SIGACT Symposium on Theory of Computing*. pp. 1027–1038 (2019)
29. Matoušek, J.: On variants of the johnson–lindenstrauss lemma. *Random Structures & Algorithms* **33**(2), 142–156 (2008)
30. Sarlos, T.: Improved approximation algorithms for large matrices via random projections. In: *2006 47th annual IEEE symposium on foundations of computer science (FOCS'06)*. pp. 143–152. IEEE (2006)
31. Shi, H., Technology, H.: *Schur-Convex Functions and Inequalities: Volume 1: Concepts, Properties, and Applications in Symmetric Function Inequalities*. De Gruyter (2019), <https://books.google.at/books?id=VrztDwAAQBAJ>
32. Skorski, M.: Johnson-lindenstrauss transforms with best confidence. In: *Conference on Learning Theory*. pp. 3989–4007. PMLR (2021)
33. Skorski, M., Alessandro, T., Martin, T.: Robust and provable guarantees for sparse random embeddings. In: *Advances in Knowledge Discovery and Data Mining*. pp. 211–223 (2022)
34. Venkatasubramanian, S., Wang, Q.: The johnson-lindenstrauss transform: an empirical study. In: *2011 Proceedings of the Thirteenth Workshop on Algorithm Engineering and Experiments (ALENEX)*. pp. 164–173. SIAM (2011)
35. Vinh, N.X., Erfani, S., Paisitkriangkrai, S., Bailey, J., Leckie, C., Ramamohanarao, K.: Training robust models using random projection. In: *2016 23rd International Conference on Pattern Recognition (ICPR)*. pp. 531–536. IEEE (2016)
36. Zhang, L., Mahdavi, M., Jin, R., Yang, T., Zhu, S.: Recovering the optimal solution by dual random projection. In: *Conference on Learning Theory*. pp. 135–157. PMLR (2013)



## A Proofs

### A.1 Proof of Lemma 1

Consider two non-negative functions  $f, g$  and inputs  $x \prec y$ . Consider the identity

$$f(y)g(y) - f(x)g(x) = (f(y) - f(x)) \cdot g(y) + f(x) \cdot (g(y) - g(x)). \quad (10)$$

If  $f, g$  are Schur-convex then  $f(y) - f(x) \geq 0$  and  $g(y) - g(x) \geq 0$  and the whole expression is non-negative when  $f, g$  are non-negative. This shows that  $f \cdot g$  is also Schur-convex. The claim for Schur-concave functions follows analogously (the expression is then non-positive).

### A.2 Proof of Lemma 2

The proof follows from the fact that  $x$  is dominated by  $y$  if and only if  $x$  can be produced from  $y$  by a sequence of *Robin-Hood operations*, and the fact that Robin-Hood operations change only two fixed components of vectors.

### A.3 Proof of Theorem 2

*Proof.* Note that  $\mathbf{R}_q$  is a polynomial in  $x_i^2$  with integer coefficients, and thus a well-defined function of  $(x_i^2)$ . This follows by applying the multinomial expansion and noticing that monomials with odd exponents have expectation zero due to the symmetry of Rademacher distribution.  $\mathbf{R}_q$  is obviously symmetric. By Lemma 2 it now suffices to validate the Schur-concavity for  $x_1^2, x_2^2$  and any fixed choice of  $(x_i)_{i>2}$ . Define the following expressions

$$\begin{aligned} P &= \sum_{i \notin \{1,2\}} x_i r_i \\ R &= \sum_{i,j \notin \{1,2\}} x_i x_j r_i r_j, \end{aligned} \quad (11)$$

then our task is to prove the Schur-concavity of the function

$$\mathbf{R}_q \triangleq \mathbf{E} (P(x_1 r_1 + x_2 r_2) + x_1 x_2 r_1 r_2 + R)^q, \quad (12)$$

with respect to  $x_1^2, x_2^2$ .

By the multinomial expansion we find that

$$\mathbf{R}_q \triangleq \sum_{q_1+q_2+q_3=q} \binom{q}{q_1, q_2, q_3} \left[ \mathbf{E} [P^{q_1} R^{q_3}] \quad \mathbf{E} [(x_1 r_1 + x_2 r_2)^{q_1} (x_1 x_2 r_1 r_2)^{q_2}] \right], \quad (13)$$

where we used the independence of  $r_1, r_2$  on  $(r_i)_{i>2}$  and thus also on  $P, R$ . Observe that  $P^{q_1} R^{q_3}$  is, by definition and our assumption  $x_i \geq 0$ , a polynomial in



symmetric random variables  $r_i$  with non-negative coefficients. This observation shows that

$$\mathbf{E}[P^{q_1} R^{q_3}] \geq 0, \quad (14)$$

and by Lemma 1 it suffices to prove that

$$F \triangleq \mathbf{E}[(x_1 r_1 + x_2 r_2)^{q_1} (x_1 x_2 r_1 r_2)^{q_2}] \quad (15)$$

is Schur-concave as a function of  $x_1^2, x_2^2$  for any non-negative integers  $q_1, q_2$ .

To see that  $F$  is indeed a well-defined function of  $x_1^2, x_2^2$ , note that it equals the expectation of a polynomial in the symmetric random variables  $y_i = x_i r_i$ ; thus only monomials with even-degrees contribute, and the result is a polynomial in  $y_i^2 = x_i^2$ . In fact,  $F$  equals the sum of even-degree monomials in the expanded polynomial  $(x_1 + x_2)^{q_1} (x_1 x_2)^{q_2}$ .

We next observe that

$$F = \begin{cases} (x_1 x_2)^{q_2} \mathbf{E}[(x_1 r_1 + x_2 r_2)^{q_1}] & q_2 \text{ even} \\ (x_1 x_2)^{q_2-1} \mathbf{E}[(x_1 r_1 + x_2 r_2)^{q_1} x_1 x_2 r_1 r_2] & q_2 \text{ odd} \end{cases}. \quad (16)$$

Note that  $x_1 x_2$  is Schur-concave in non-negative  $x_1, x_2$ ; indeed, the identity  $(x_1 + \epsilon)(x_2 - \epsilon) = x_1 x_2 + \epsilon(x_2 - x_1 - \epsilon)$  shows that Robin-Hood transfers increase the value. By Lemma 1 we conclude that  $(x_1 x_2)^k$  is Schur concave in  $x_1^2, x_2^2$  for non-negative even  $k$ . Thus, by Equation (16) and Lemma 1 we conclude that it suffices to consider the case  $q_2 = 1$ , that is, to prove the Schur-concavity of the following two functions:

$$G_k \triangleq \mathbf{E}[(x_1 r_1 + x_2 r_2)^k] \quad (17)$$

$$H_k \triangleq \mathbf{E}[(x_1 r_1 + x_2 r_2)^k x_1 x_2 r_1 r_2]. \quad (18)$$

with respect to  $x_1^2, x_2^2$  for any non-negative integer  $k$ .

Using the identity  $(x_1 r_1 + x_2 r_2)^k = (x_1 r_1 + x_2 r_2)^{k-2} (x_1^2 + x_2^2 + 2x_1 x_2 r_1 r_2)$ , we find the following recurrence relation

$$G_k = (x_1^2 + x_2^2) G_{k-2} + 2H_{k-2} \quad (19)$$

$$H_k = 2x_1^2 x_2^2 G_{k-2} + (x_1^2 + x_2^2) H_{k-1}, \quad (20)$$

valid for  $k \geq 2$ . Since  $x_1^2 + x_2^2$  and  $x_1^2 x_2^2$  are Schur-concave as functions of  $x_1^2, x_2^2$ , by Lemma 1 the concavity property proven for  $k-2$  implies that it is valid also for  $k$ . By induction, it suffices to verify the case  $k=0$  and  $k=1$ . But we see that

$$\begin{aligned} G_0 &= 1 \\ G_1 &= 0 \\ H_0 &= 1 \\ H_1 &= 2x_1^2 x_2^2 \end{aligned} \quad (21)$$

are all Schur-concave as functions of  $x_1^2, x_2^2$ . This completes the proof.



#### A.4 Proof of Theorem 3

Without loss of generality, we assume that  $\|x\|_2 = 1$ . From Theorem 2 and the fact that  $(x_i^2)$  majorizes  $(x_i^{*2})$  we obtain

$$\max_{\|x\|_0 \leq K} \mathbf{E} \left( \sum_{i < j} x_i x_j r_i r_j \right)^q = \mathbf{E} \left( \sum_{i < j} x_i^* x_j^* r_i r_j \right)^q = \mathbf{E} \left( \frac{1}{K} \sum_{1 \leq i < j \leq K} r_i r_j \right)^q, \quad (22)$$

Observe that  $r_i = 1 - 2b_i$  where  $(b_i)$  is a sequence of independent Bernoulli random variables with parameter  $\frac{1}{2}$ . Therefore,

$$\begin{aligned} \mathbf{E} \left( \sum_{i=1}^K r_i \right)^q &= \\ &=^{(a)} \sum_{k \in \mathbb{Z}} k^q \cdot \mathbf{P} \left\{ \sum_{i=1}^K r_i = k \right\} \\ &=^{(b)} \sum_k k^q \cdot \mathbf{P} \left\{ \sum_{i=1}^K b_i = \frac{K-k}{2} \right\} \\ &=^{(c)} \sum_{i=0}^K (K-2i)^q \cdot \mathbf{P} \left\{ \text{Binom} \left( K, \frac{1}{2} \right) = i \right\} \quad (23) \\ &=^{(d)} \frac{1}{2^K} \sum_{i=0}^K \binom{K}{i} (K-2i)^q \\ &=^{(e)} \frac{1}{2^K} \sum_i \binom{K}{i} (-K+2i)^q, \end{aligned}$$

where in (a) we use the fact that  $\sum_i r_i$  takes integer values, (b) follows by the identity  $r_i = 1 - 2b_i$ , (c) follows by  $\text{Binom}(K, 1/2) \sim \sum_{i=1}^K b_i$ , (d) uses the explicit formula on the binomial probability mass function, and finally in (e) we substitute  $i := K - i$  and use the symmetry of binomial coefficients  $\binom{K}{i} = \binom{K}{K-i}$ .



Using the above formula, we further calculate

$$\begin{aligned}
\mathbf{E} \left( \sum_{1 \leq i \neq j \leq K} r_i r_j \right)^q &= \\
&=^{(a)} \mathbf{E} \left( \left( \sum_{i=1}^K r_i \right)^2 - \sum_{i=1}^K r_i^2 \right)^q \\
&=^{(b)} \sum_j \binom{q}{j} (-K)^{q-j} \mathbf{E} \left( \sum_{i=1}^K r_i \right)^{2j} \\
&=^{(c)} \frac{1}{2^K} \sum_{i,j} \binom{q}{j} \binom{K}{i} (-K+2i)^{2j} (-K)^{q-j} \\
&=^{(d)} \frac{(-K)^q}{2^K} \sum_i \binom{K}{i} \left( 1 - \frac{(-K+2i)^2}{K} \right)^q,
\end{aligned} \tag{24}$$

where (a) follows by the square sum completion, (b) follows by the binomial formula and  $r_i^2 = 1$ , (c) follows directly by Equation (23), and (d) is obtained by algebraic rearrangements.

Inserting Equation (23) into Equation (22), we arrive at

$$\max_{x: \|x\|_0 \leq K} \mathbf{E} \left( \sum_{1 \leq i \neq j \leq K} x_i x_j r_i r_j \right)^q = \frac{1}{2^K} \sum_{i=0}^K \binom{K}{i} \left( \frac{(-K+2i)^2}{K} - 1 \right)^q. \tag{25}$$

To simplify further, let  $Z \sim \frac{\text{Binom}(K, \frac{1}{2}) - \frac{K}{2}}{\sqrt{\frac{K}{4}}}$  be the standardization of the symmetric binomial distribution. Denoting  $i \sim \text{Binom}(K, \frac{1}{2})$  we have  $Z^2 \sim \frac{(\frac{i-K}{2})^2}{\frac{K}{4}} = \frac{(-K+2i)^2}{K}$ , and we can rewrite Equation (25) as follows:

$$\max_{x: \|x\|_0 \leq K} \mathbf{E} \left( \sum_{1 \leq i \neq j \leq K} x_i x_j r_i r_j \right)^q = \mathbf{E}_Z (Z^2 - 1)^q, \tag{26}$$

which finishes the proof.

### A.5 Proof of Theorem 1

We have to prove that for the distortion  $E(\cdot)$  defined as in

$$E(x) \triangleq \frac{\|\Phi x\|^2}{\|x\|^2} - 1. \tag{27}$$

the following inequality holds true:

$$E(x) \leq E(y), \quad (y_i^2) \prec (x_i^2). \tag{28}$$



The proof goes through several reduction steps until Schur-concavity of few simple functions.

We first observe that it suffices to prove that the moments of the expression

$$x \rightarrow \|\Phi x\|^2 - \|x\|^2, \quad (29)$$

are Schur-concavity with respect to  $(x_i^2)$ . Indeed, since  $(y_i^2) \prec (x_i^2)$  implies  $\|x\|^2 = \sum_i x_i^2 = \sum_i y_i^2 = \|y\|^2$  we have  $\mathbf{E}E(x)^q \leq \mathbf{E}E(y)^q$  if and only if  $\mathbf{E}(\|\Phi x\|^2 - \|x\|^2)^q \leq \mathbf{E}(\|\Phi y\|^2 - \|y\|^2)^q$ , by the definition of  $E$ .

We first prove that the distortion of  $m$ -dimensional projections is the average of  $m$  IID distortions of 1-D projections. Observe that

$$\|\Phi x\|^2 - \|x\|^2 = \sum_{k=1}^m ((\Phi_k x)^2 - \mathbf{E}(\Phi_k x)^2), \quad (30)$$

where  $\Phi_k$  is the  $k$ -th row of  $\Phi$ ; this follows by  $\mathbf{E}(\Phi_k x)^2 = \sum_i x_i^2 \mathbf{Var}[\Phi_{k,i}] = \frac{1}{m} \|x\|^2$ . Furthermore, the summands in (30) are independent and identically distributed:

$$(\Phi_k x)^2 - \mathbf{E}(\Phi_k x)^2 \sim \frac{1}{m} \sum_{i \neq j} x_i x_j r_i r_j. \quad (31)$$

Then we note that the Schur-concavity test can be done on the 1-D case. This follows because, due to the multinomial expansion applied to Equation (31), the  $q$ -th moment of  $m$ -dimensional distortion is a multivariate polynomial in 1-D distortion moments of order  $k \leq q$ , with non-negative coefficients; the distortion moments are themselves non-negative, and by Lemma 1 and Theorem 2 we obtain the first part of the theorem.

Finally, applying Theorem 3 proves the second part.