

# Adaptive Experimentation at Scale: Bayesian Algorithms for Flexible Batches

Ethan Che     Hongseok Namkoong

Decision, Risk, and Operations Division, Columbia Business School

{eche25, namkoong}@gsb.columbia.edu

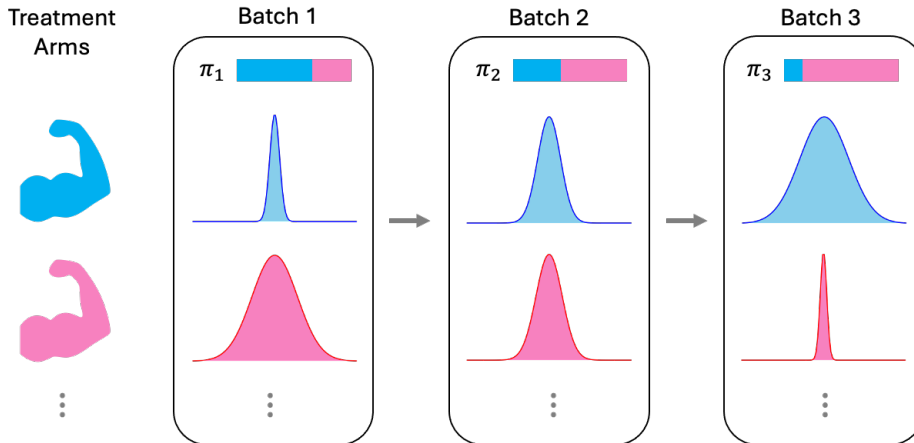
## Abstract

Standard bandit algorithms that assume continual reallocation of measurement effort are challenging to implement due to delayed feedback and infrastructural/organizational difficulties. Motivated by practical instances involving a handful of reallocation epochs in which outcomes are measured in batches, we develop a new adaptive experimentation framework that can flexibly handle any batch size. Our main observation is that normal approximations, which are universal in statistical inference, can also guide the design of scalable adaptive designs. By deriving an asymptotic sequential experiment, we formulate a dynamic program that can leverage prior information on *average rewards*. We propose a simple iterative planning method, **Residual Horizon Optimization**, which selects sampling allocations by optimizing a planning objective with stochastic gradient descent. Our method significantly improves statistical power over standard methods, even when compared to Bayesian bandit algorithms (e.g., Thompson sampling) that require full distributional knowledge of *individual rewards*. Overall, we expand the scope of adaptive experimentation to settings that are difficult for standard methods, involving a small number of reallocation epochs, low signal-to-noise ratio, and unknown reward distributions.

## 1 Introduction

Experimentation is the basis of scientific decision-making for medical treatments, engineering solutions, policy-making, and business products alike. Since experimenting is typically expensive or risky (e.g., clinical trials), the cost of collecting data poses a central operational constraint. Simultaneously, as policy interventions and engineering solutions become more sophisticated, modern experiments increasingly involve many treatment arms. When the differences in average rewards across arms (average treatment effects) are small relative to the sample size, statistical power is of fundamental concern [73, 18, 30]. Even for online platforms that can automatically deploy experiments to millions to billions of users, typical A/B tests are underpowered as they involve incremental changes to a product that have a small relative impact on key business metrics such as revenue or user satisfaction [73, 74, 75]. When there is interference across individuals, treatments may be randomized over entire markets or geographic regions severely limiting statistical power [53].

Adaptive allocation of measurement effort can significantly improve statistical power and allow reliable identification of the optimal decision/treatment. Accordingly, adaptive methods—dubbed pure-exploration multi-armed bandit (MAB) algorithms—have received tremendous attention since the foundational works of Thompson, Chernoff, Robbins, and Lai [107, 24, 97, 77]. Most of these algorithms are specifically designed to enjoy strong theoretical guarantees as the number of reallocation epochs grows to infinity [16, 79, 105]. However, standard frameworks cannot model typical experimentation paradigms where adaptive reallocation incurs high operational cost. Although a universal assumption in the MAB literature, unit-level continual reallocation of sampling

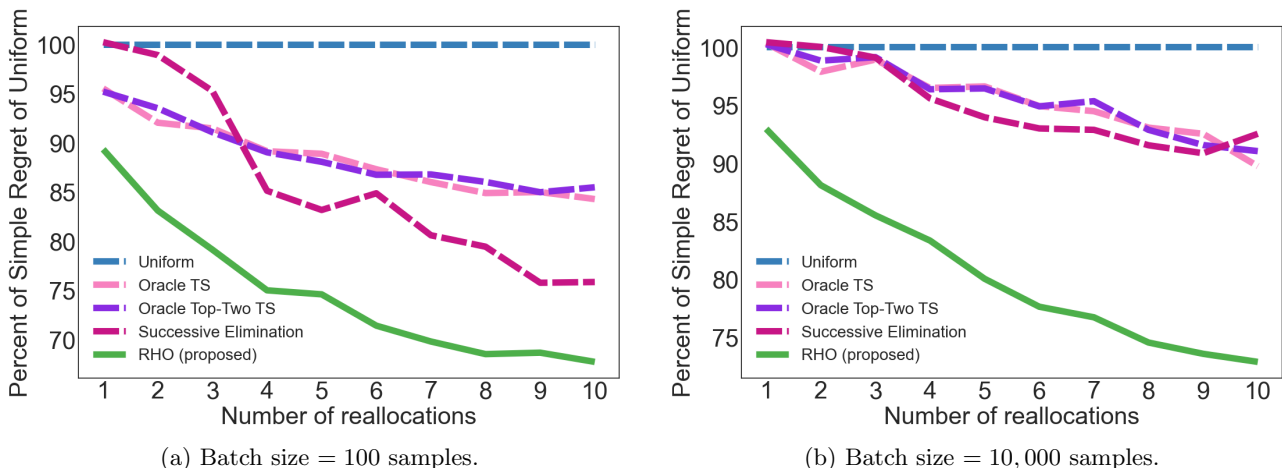


**Figure 1.** Gaussian sequential experiment with  $T = 3$  reallocation epochs. Bar visualizes sampling allocations at each epoch and bell curves depict normal approximations of the aggregated reward distribution.

effort is often expensive or infeasible due to organizational cost and delayed feedback. Even in online platforms with advanced experimentation infrastructures, engineering difficulties and lack of organizational incentives deter continual reallocation at the unit level [102, 4, 11, 91].

Due to the challenges associated with reallocating measurement effort, typical real-world adaptive experiments employ a few reallocation epochs in which outcomes are measured for many units in parallel (“batches”) [11, 92, 58, 28, 67, 33]. Motivated by these operational considerations, we develop and analyze batched adaptive experimentation methods tailored to a handful of reallocation opportunities. Our main conceptual contribution is the formulation of a dynamic program that allows designing adaptive methods that are near-optimal for the fixed number of reallocation epochs. Algorithms designed from our framework can flexibly handle any batch size, and are automatically tailored to the instance-specific measurement noise and statistical power. Specifically, we use a normal approximation for aggregate rewards to formulate a *Gaussian sequential experiment* where each experiment epoch consists of draws from a Gaussian distribution for each arm. The dynamic program solves for the best adaptive allocation where noisy Gaussian draws become more accurate with sampling allocation (see Figure 1).

Although we use (frequentist) central limit-based normal approximations to derive the Gaussian sequential experiment, our proposed dynamic programming framework solves for adaptive allocations using Bayesian approaches. Unlike standard Bayesian bandit formulations (e.g., [38, 67, 99]) that require distributional knowledge of individual rewards, we only use a prior over the *average rewards* and our likelihood functions over average rewards are Gaussian from the CLT. Our formulation thus allows leveraging prior information on average rewards constructed using the rich reservoir of previous experiments, but retains some of the advantages of model-free frequentist methods. Computationally, sampling allocations derived from our Gaussian sequential experiment can be computed offline after each epoch, in contrast to typical Bayesian bandit algorithms that require real-time posterior inference (e.g., top-two Thompson sampling [99]). In our formulation, standard Monte Carlo approximations of value functions are *differentiable* with respect to the sampling allocations, allowing the application of stochastic gradient-based methods. While standard bandit formulations rely on theoretical insights due to their complexity, our formulation provides a computational framework for algorithmic development, leading to policies that are effective even



**Figure 2.** Relative gains over the uniform allocation as measured by the Bayes simple regret for the finite batch problem with  $K = 100$  treatment arms. Individual rewards are Bernoulli with a Beta prior. Despite relying on normal approximation of aggregate rewards over a batch, RHO delivers substantial performance gains even over oracle algorithms that know the true reward model. These gains persist even for small batch sizes in Figure 2a where batch size is equal to the number of arms.

for small time horizons.

Since the dynamic program for the optimal adaptive allocation is intractable, we propose an iterative planning method, **Residual Horizon Optimization**, which solves for the optimal allocation among those that only use currently available observations. The allocation is used in the corresponding period and newly collected observations are used to update the planning problem in the next period. Our method is optimal among those that do not optimize for potential future feedback and in particular, is always better than the uniform allocation. (This algorithmic design principle is often referred to as the open-loop feedback control [13, Chapter 6].) Through extensive empirical validation, we demonstrate in Section 4 that RHO consistently provides major gains in decision-making performance over a rich set of benchmark methods. We present a summary of our main empirical findings in Figure 2, which compares the performance of RHO against standard batch policies such as oracle Thompson sampling-based policies that have full distributional knowledge of individual rewards. As we discuss later, we find our approach achieves particularly large gains on harder/underpowered problems with high effective measurement noise. Overall, our proposed methods expand the scope of adaptive experimentation to settings which are difficult for standard adaptive policies, including problems with a low signal-to-noise ratio, small number of reallocation epochs relative to sample size, and unknown reward distributions.

We begin our discussion by showing that the Gaussian sequential experiment as a valid approximation as the batch size becomes large (Section 2). We study the admissible regime where differences in average rewards scale as  $1/\sqrt{n}$ , where  $n$  is the batch size at each epoch. This asymptotic regime has long been used to formalize statistical power in inferential scenarios [108, 80]. By extending this conceptual framework to sequential experiments, we show that normal approximations universal in statistical inference is also useful for designing adaptive experimentation methods.

In Section 3, we observe that the Gaussian sequential experiment can be represented by a Markov decision process over prior means and variances on average rewards. At every epoch, state transitions in the MDP are governed by posterior updates based on new observations. Our MDP formulation allows us to develop our iterative planning algorithm, **Residual Horizon Optimization**,

which solve an open-loop problem that optimize future sampling allocations that only depend on currently available information. Our simple iterative planning approach almost always outperforms carefully tuned reinforcement learning algorithms for (approximately) solving the MDP. Although our exposition focuses on best-arm identification, our MDP framework and iterative planning policy can accommodate a myriad of alternative objectives and constraints. This flexibility is in stark contrast to standard adaptive policies that require ad-hoc adjustments tailored for each setting.

The strong empirical performance of RHO (Section 4) impels us to analyze its theoretical properties (Section 5). Even in the asymptotic Gaussian sequential experiment, the performance of RHO is hard to quantify when epochs are few, a well-recognized difficulty in the literature [37]. Instead, we focus on a tractable yet adversarial regime for our policy: since RHO does not optimize over possible future observations, their suboptimality will grow with the number of available reallocation epochs (horizon  $T$ ). We characterize the behavior of RHO in the large horizon limit, and provide an understanding of how it calibrates exploration when the remaining sampling budget is large.

We defer a full discussion of the literature to the end of the paper to maximize clarity. Our asymptotic formulation and resulting algorithms are new, but intimately connected to the vast body of work on adaptive allocation of measurement effort that spans multiple fields. In Section 6, we situate the current paper against previous works on pure-exploration problems, batched bandits, ranking and selection in simulation optimization, diffusion limits for MABs, as well as various works studying Gaussian environments related to the one we outline in Figure 1.

## 2 Gaussian Sequential Experiment

Our goal is to select the best treatment arm out of  $K$  alternatives, using a small (known) number of reallocation epochs ( $T$ ). Each experimentation epoch  $t = 0, \dots, T - 1$  involves a batch of  $b_t n$  samples, where  $b_t > 0$  is a fixed and known constant and  $n$  is a scaling parameter. The constants  $b_t$  can be thought of as the length of time between experiment epochs, which may vary across epochs  $t$ . Solving for the optimal adaptive allocation is challenging as it involves a dynamic program over a combinatorially large action space that depends on unknown reward distributions. Any solution to such “finite batch” problem will depend heavily on the batch size and need to be re-solved if the batch size changes, that is if more/less samples are collected than expected.

To circumvent such complexity, we formulate an asymptotic approximation of the adaptive experimentation problem using normal approximation of aggregate rewards. The *sequential Gaussian experiment* we derive in this section provides tractable policies that can deal with any *flexible batch size*. To derive this CLT-based large batch limit, we must first choose a natural scaling for the average rewards. If the gap in the average reward of each arm is  $\gg 1/\sqrt{n}$ , adaptive experimentation is unnecessary as the best arm can be found after only a single epoch. Conversely, if the gaps are  $\ll 1/\sqrt{n}$ , then we cannot reliably learn even after many experimentation epochs; one cannot improve upon the uniform allocation (a.k.a. randomized design or A/B testing). We thus focus on the admissible regime where the gap between average rewards are  $\Theta(1/\sqrt{n})$ .

Using this scaling for average rewards, we observe i.i.d. rewards for each unit allocated to a treatment arm  $a$

$$R_a = \frac{h_a}{\sqrt{n}} + \epsilon_a, \quad (1)$$

where  $h_a$  is an unknown “local parameter” that determines the difference in average rewards across arms. Without loss of generality, we set the baseline reward to zero; since we assume the noise

$\epsilon_a$  has mean zero, henceforth we abuse notation and refer to  $h$  as both the average rewards and the gaps in average rewards. We assume that the variance of the noise  $\text{Var}(\epsilon_a) = s_a^2$  is known and constant. In particular,  $s_a^2$  does not scale with  $n$ , so it is crucial to sample arms many times to discern differences between their means  $h_a/\sqrt{n}$ . Although reward variances are typically unknown, they can be estimated from a small initial batch in practice; empirically, the policies we consider are robust to estimation error in  $s_a^2$  and a rough estimate suffices.

## 2.1 Gaussian sequential experiment as a limit adaptive experiment

Our goal is to use the information collected until the beginning of epoch  $t$  to select an adaptive allocation (policy)  $\pi_t \in \Delta_K$ , the fraction of samples allocated to each of the  $K$  treatment arms. Let  $\{R_{a,j}^t\}_{a=1}^K$  denote the *potential rewards* for unit  $j \in [b_t n]$  at time  $t$ . We use  $\xi_{a,j}^t$  to denote an indicator for whether arm  $a$  was pulled for unit  $j$  at time  $t$ . Our starting point is the observation that the (scaled) estimator for average rewards converges in distribution from the central limit theorem

$$\sqrt{n}\bar{R}_{t,a}^n := \frac{1}{b_t\sqrt{n}} \sum_{j=1}^{b_t n} \xi_{a,j}^t R_{a,j}^t \overset{d}{\rightsquigarrow} N(\pi_{t,a}h_a, \pi_{t,a}s_a^2). \quad (2)$$

From the normal approximation (2),  $\sqrt{n}\bar{R}_{t,a}^n/\pi_{t,a}$  can be seen as an approximate draw from the distribution  $N(h_a, s_a^2/\pi_{t,a})$ , giving a noisy observation of the average reward  $h_a$ . The allocation  $\pi_t$  controls the effective sample size and the ability to distinguish signal from noise, a.k.a. statistical power.

Using successive normal approximations (2) at each epoch, we arrive at a *Gaussian sequential experiment* that provides an asymptotic approximation to the adaptive experimentation problem.

**Definition 1.** A *Gaussian sequential experiment* is characterized by observations  $G_0, \dots, G_{T-1}$  with conditional distributions

$$G_t | G_0, \dots, G_{t-1} \sim N\left(\{\pi_{t,a}h_a\}_{a=1}^K, \text{diag}\left(\left\{\frac{\pi_{t,a}s_a^2}{b_t}\right\}_{a=1}^K\right)\right).$$

In this asymptotic experiment, the experimenter chooses  $\pi_t$  at each epoch  $t$  and observes an independent Gaussian measurement distributed as  $N(\pi_{t,a}h_a, \pi_{t,a}s_a^2)$  for each arm  $a$ . We use the asymptotic Gaussian sequential experiment as an approximation to the original batched adaptive epochs and derive near-optimal adaptive experimentation methods for this asymptotic problem.

Building on the observation (2), our first theoretical result shows that the Gaussian sequential experiment (Definition 1) provides an accurate approximation in the large batch limit  $n \rightarrow \infty$ . Our limit sequential experiment extends classical local asymptotic normality results in statistics [108, 80]. Our result relies on the following basic conditions on the reward and policy  $\pi_t$ 's.

**Assumption A.** 1. Ignorability: rewards are independent from sampling decisions, conditional on past observations:

$$\xi_j^{t+1} \perp R_j^{t+1} \mid \bar{R}_0^n, \dots, \bar{R}_t^n.$$

2. Moment restriction: there exists  $C > 0$  such that  $\mathbb{E}\|\epsilon\|_2^4 \leq C$ .

For the sequential Gaussian experiment to provide a valid approximation of the objective (7), we further need regularity conditions on the policy.

**Assumption B.** 1. Sufficiency: *the policy depends on the data only through aggregate rewards:*

$$\pi_t = \pi_t(\sqrt{n}\bar{R}_0^n, \dots, \sqrt{n}\bar{R}_{t-1}^n) \quad \text{for all } t = 0, \dots, T-1$$

2. Continuity: *discontinuity points of  $\pi_t$  are measure zero with respect to  $(G_0, \dots, G_{t-1})$  for all  $t$*

Assumption B1 is unavoidable in our setup as we restrict attention to coarser information represented by the aggregate rewards (2). Note however, that we do not require sampling probabilities to be bounded from below, as is commonly assumed for inferential procedures.

We are now ready to give our main asymptotic result, which we prove in Section A.1. The key difficulty of this result is to show convergence of the batch sample means to their Gaussian limit under sampling probabilities that are themselves stochastic, as they are selected by the policy which is influenced by previous measurements. The sampling probabilities are arbitrary and are allowed to even be zero, so we require showing uniform convergence across all possible sampling probabilities.

**Theorem 1.** *Let Assumptions A, B hold. Then, the Gaussian sequential experiment in Definition 1 provides a valid asymptotic approximation as  $n \rightarrow \infty$*

$$(\sqrt{n}\bar{R}_0^n, \dots, \sqrt{n}\bar{R}_{T-1}^n) \overset{d}{\rightsquigarrow} (G_0, \dots, G_{T-1}). \quad (3)$$

Our proof also provides a bound for the rate of convergence in Theorem 1. To metrize weak convergence, consider the bounded Lipschitz distance  $d_{\text{BL}}$

$$d_{\text{BL}}(\mu, \nu) := \sup \left\{ |\mathbb{E}_{R \sim \mu} \bar{f}(R) - \mathbb{E}_{R \sim \nu} \bar{f}(R)| : \bar{f} \in \text{Lip}(\mathbb{R}^K), \sup_{x, y \in \mathbb{R}^K} |\bar{f}(x) - \bar{f}(y)| \leq 1 \right\}.$$

Since we measure convergence through bounded Lipschitz test functions, we require smoothness of the policy with respect to observations

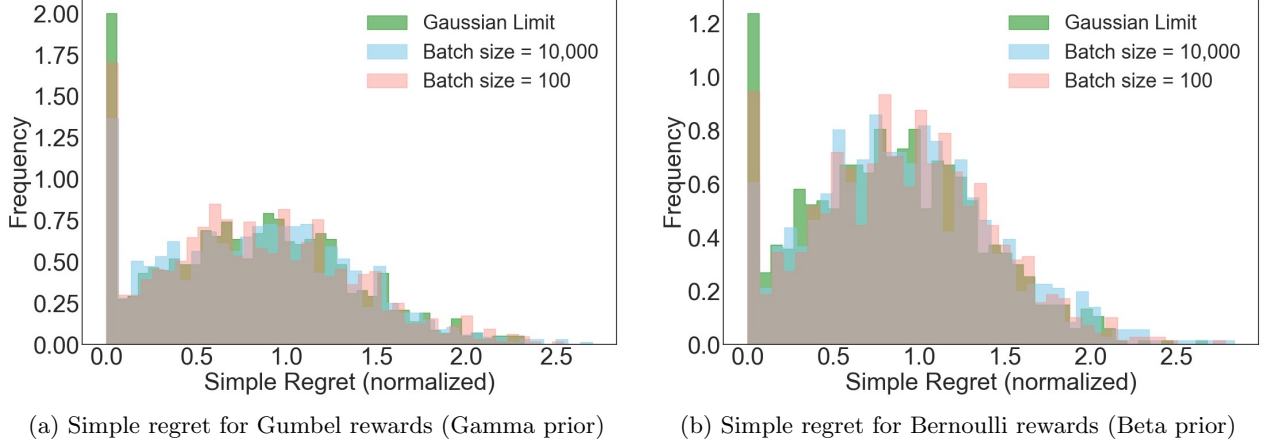
$$\bar{L} := \max_{0 \leq t \leq T-1} \max_a \max \{ \|\pi_{t,a}\|_{\text{Lip}}, \|\sqrt{\pi_{t,a}}\|_{\text{Lip}} \} < \infty. \quad (4)$$

**Corollary 1.** *Let Assumptions A, B and the bound (4) hold. Let  $M := (1 + \bar{L}(s_*^2/b_* \mathbb{E} \|Z\|_2 + \max_a |h_a|))$  with  $s_*^2 := \max_a s_a^2$ ,  $b_* := \min_{0 \leq t \leq T-1} b_t$ . Then,*

$$d_{\text{BL}}((\sqrt{n}\bar{R}_0^n, \dots, \sqrt{n}\bar{R}_{T-1}^n), (G_0, \dots, G_{T-1})) \leq C \frac{M^T - 1}{M - 1} n^{-1/6} \quad (5)$$

where  $C \in (0, \infty)$  is a constant that depends polynomially on  $K$ ,  $h$ ,  $s_*^2$ ,  $\mathbb{E} \|\epsilon\|_2^3$ ,  $\mathbb{E} \|\epsilon\|_2^4$  and  $b_*^{-1}$ .

Unlike other asymptotic normality results for adaptive sampling policies, we do not assume anything beyond continuity of the sampling probabilities. As a result, we obtain a slower rate of convergence than the standard  $n^{-1/2}$  rate expected for the CLT (e.g., Berry-Esseen bound) as the batch size grows large; a minor modification to our proof gives the usual  $O(n^{-1/2})$  rate if the sampling probabilities are bounded from below. We obtain an  $O(n^{-1/6})$  rate through a multivariate Stein's method; since we do not assume a lower bound on sampling probabilities the corresponding Stein's operator has weaker smoothing properties than in standard cases and we require an additional Gaussian smoothing argument to apply the result to Lipschitz test functions. The bound (5) suffers an exponential dependence on the time horizon  $T$ , which is perhaps unsurprising as the



**Figure 3.** Histograms of simple regret after  $T = 10$  epochs involving  $K = 100$  arms, across instances  $h$  drawn from the prior  $\nu$ . Each histogram corresponds to a different batch size, with the green histogram corresponding to the Gaussian sequential experiment ( $n = \infty$ ). Even when the batch size is small ( $b_1 n = 100$ ), the performance of the policy in these non-Gaussian environments closely matches the performance of the policy in the Gaussian sequential experiment.

result involves *joint* weak convergence of correlated random variables. The smoothness of the policy also enters, which suggests that convergence may be slower for policies that are very sensitive to changes in the measurement. Nevertheless,  $T$  is very small compared to the batch size for the settings we consider. Empirically, we observe below that the asymptotic limit offer an accurate approximation even when the batch sizes are small.

## 2.2 Validity of normal approximations even for small batch sizes

Empirically, we observe that the Gaussian sequential experiment is a good approximation even when the batch sizes are exceedingly small. While Theorem 1 and Corollary 2 only guarantees validity of our approximation in the large batch limit, this observation impels us to apply policies derived from the problem (9) to problems with small batches. Overall, our observations are consistent with the longstanding folklore in statistics that the central limit theorem often provides a practical approximation even for small samples.

We illustrate that the sequential Gaussian experiment provides an accurate prediction of performance in finite batch systems. Our primary metric of performance is simple regret, the difference in the average reward between the best arm and the arm selected by the policy at the end of experiment (according to a policy denoted as  $\pi_T$ ). Since modern experimental platforms typically run many experiments, it is natural for the experimenter to have a prior  $\nu$  over the average rewards  $h$  of the treatment arms, so we focus on simple regret among instances drawn from this prior. For different batch scalings  $n$ , we compare the *distribution* of the simple regret

$$\mathbb{E}_{\hat{a}}[h_{a^*} - h_{\hat{a}}] \quad \text{where} \quad \hat{a} \sim \pi_T(\sqrt{n}\bar{R}_0, \dots, \sqrt{n}\bar{R}_{T-1}) \quad (6)$$

over the prior  $h \sim \nu$ , to its limiting object  $\mathbb{E}_{\hat{a} \sim \pi_T(G_0, \dots, G_{T-1})}[h_{a^*} - h_{\hat{a}}]$ .

For simplicity, we consider a large batch limit version of the Thompson sampling policy; we observe similar trends for different policies  $\pi$ . As we detail in Section 3, this Bayesian policy maintains a Gaussian belief over the average rewards  $h$  and updates posteriors using observed

aggregate rewards  $\sqrt{n}\bar{R}^n$ . Figure 3 displays histograms of the simple regret (6) incurred by this policy across experiments with  $T = 10$  reallocation epochs and  $K = 100$  treatment arms. Each histogram depicts the distribution of the simple regret (6) over the prior  $h \sim \nu$  for a particular batch scaling  $n$ , including under the Gaussian sequential experiment corresponding to  $n = \infty$ . Even for exceptionally small batch sizes relative to the number of arms (batch size of  $b_t n = 100$  across  $K = 100$  arms), the Bayes simple regret closely matches that predicted by the Gaussian sequential experiment.

### 3 Bayesian Adaptive Experimentation

It is natural for the experimenter to have a prior distribution  $h \sim \nu$  over the relative gap between average rewards. For example, modern online platforms run thousands of experiments from which a rich reservoir of previously collected data is available [73, 74, 75]. In this work, we focus on minimizing the *Bayes simple regret* at the end of the experiment

$$\text{BSR}_T(\pi, \nu, \bar{R}) := \mathbb{E}_{h \sim \nu} \mathbb{E}[h_{a^*} - h_{\hat{a}}] \quad \text{where } \hat{a} \sim \pi_T \text{ and } a^* \in \underset{a}{\operatorname{argmax}} h_a, \quad (7)$$

the scaled optimality gap between the final selection  $\hat{a}$  and the optimal arm  $a^*$  averaged over the prior. The notation  $\text{BSR}_T(\pi, \nu, \bar{R})$  considers adaptive policies  $\pi = \{\pi_t\}_{t=0}^T$ , prior  $\nu$  over  $h$ , and observation process  $\bar{R} = (\bar{R}_0, \dots, \bar{R}_{T-1})$ , which is the set of aggregate rewards used by the policy to determine the sampling allocations.

Instead of optimizing the Bayes simple regret for each finite batch size, we use Theorem 1 to derive an asymptotic approximation under the Gaussian sequential experiment.

**Corollary 2.** *Let  $\nu$  be a prior over average rewards  $h$  satisfying  $\mathbb{E}_{h \sim \nu} \|h\|_1 < \infty$  and let Assumptions A, B hold. Then, the Bayes simple regret under  $\bar{R}^n$  can be approximated by that under the Gaussian sequential experiment  $G$  in Definition 1:*

$$\text{BSR}_T(\pi, \nu, \sqrt{n}\bar{R}^n) \rightarrow \text{BSR}_T(\pi, \nu, G). \quad (8)$$

See Section A.3 for a proof of the corollary.

Using the approximation of Bayes simple regret, we optimize the asymptotic Bayesian objective

$$\underset{\pi}{\text{minimize}} \quad \{\text{BSR}_T(\pi, \nu, G) = \mathbb{E}_{h \sim \nu} \mathbb{E}[h_{a^*} - h_{\hat{a}}]\} \quad (9)$$

over policies  $\pi = \{\pi_t(G_0, \dots, G_{t-1})\}_{t=0}^T$  adapted to the sequential observations  $G_0, \dots, G_{T-1}$  of the Gaussian sequential experiment. Policies derived from the optimization problem (9) has marked modeling flexibility and computational advantages compared to typical Bayesian sequential sampling algorithms (e.g., variants of Thompson sampling [99]). Although reward distributions are unknown in general, Bayesian sequential sampling approaches require a distributional model of individual rewards comprising of prior and likelihood function [100]. In contrast, our framework does not assume restrictive distributional assumptions on rewards and allows naturally incorporating prior information over average rewards  $h_a$ . As a result, our limiting Gaussian sequential experiment coincides with typical frequentist inferential paradigms for calculating confidence intervals and statistical power.

Computationally, policies derived from the optimization problem (9) can be efficiently updated *offline*. As these offline updates give a fixed sampling probability over the  $K$  arms at each epoch, the policies we propose in subsequent sections can be deployed to millions of units at ease. This is in

stark contrast to Bayesian sequential sampling algorithms designed for unit-level feedback. While their policy updates are also often performed offline in batches in practice [92, 33], when deployed these policies require *real-time* posterior inference and action optimization to generate treatment assignments for each unit. Implementing such methods at scale is highly challenging even for the largest online platforms with mature engineering infrastructure [3, 91]. Methods derived from our formulation provides a scalable alternative as deploying the resulting adaptive policies only involves sampling from a fixed sampling probability  $\pi_t$  for every unit in a batch, *regardless* of the batch size.

Using the Gaussian sequential experiment as an asymptotic approximation, we derive a dynamic program that solves for the adaptive allocation minimizing the Bayes simple regret (9). Policies derived from this dynamic program—which we call the (limiting) Bayesian adaptive experiment—are tailored to the signal-to-noise ratio in each problem instance and the number of reallocation opportunities  $T$ . In the Bayesian adaptive experiment, we observe a Gaussian draw  $G_t$  at each epoch and use it to perform posterior updates over the experimenter’s belief on the average rewards  $h$ . In Section 3.1, we formulate the sequential updates using a Markov decision process where state transitions are governed by changes in the posterior mean and variance. Crucially, the dynamics of the MDP and its value functions are differentiable with respect to sampling allocations, allowing the application of gradient-based methods for developing dynamic policies. In Section 3.2, we introduce a range of adaptive sampling algorithms that (approximately) solve the Bayesian dynamic program. In particular, our main proposed method, **Residual Horizon Optimization**, solves an open-loop problem that optimize future sampling allocations that only depend on currently available information.

### 3.1 Markov decision process

The normal approximations in the previous section gives Gaussian likelihood functions in our Bayesian adaptive experiment

$$\text{Likelihood function: } G \mid h \sim N\left(\pi h, \text{diag}\left(\frac{\pi s^2}{b}\right)\right),$$

where we abuse notation to describe elementwise algebraic operations over  $K$ -dimensional vectors. (Recall that  $s^2 \in \mathbb{R}^K$  is the measurement variance on the raw rewards (1).) To achieve conjugacy, we assume that the experimenter has a Gaussian prior over the average reward

$$\text{Prior: } h \sim N(\mu_0, \text{diag}(\sigma_0^2)) =: \nu, \quad (10)$$

where  $\mu_0, \sigma_0^2 \in \mathbb{R}^K$  are the prior mean and variance. Standard posterior updates for Gaussian conjugate priors give the following recursive formula for the posterior mean and variance

$$\text{Posterior variance: } \sigma_{t+1,a}^{-2} := \sigma_{t,a}^{-2} + s_a^{-2} b_t \pi_{t,a} \quad (11a)$$

$$\text{Posterior mean: } \mu_{t+1,a} := \sigma_{t+1,a}^2 (\sigma_{t,a}^{-2} \mu_{t,a} + s_a^{-2} b_t G_{t,a}). \quad (11b)$$

The posterior variance decreases as a deterministic function of the sampling allocation  $\pi_t$ , and in particular does not depend on the observation  $G_t$ .

Under the posterior updates (11), our goal is to optimize the Bayes simple regret (9) at the end of the experiment (time  $t = T$ ). We consider the final allocation that simply selects the arm with the highest posterior mean; formally, if the  $\text{argmax}_a \mu_{T,a}$  is unique, this is equivalent to

$$\pi_{T,a} = \begin{cases} 1 & \text{if } a = \text{argmax}_a \mu_{T,a} \\ 0 & \text{if } a \neq \text{argmax}_a \mu_{T,a}. \end{cases}$$

(More generally, we choose an arm randomly from  $\operatorname{argmax}_a \mu_{T,a}$ ; this does not change any of the results below.) Then, minimizing the Bayes simple regret under the asymptotic Gaussian sequential experiment (9) is equivalent to the following reward maximization problem

$$\underset{\pi_0, \dots, \pi_{T-1}}{\text{maximize}} \quad \mathbb{E}^\pi \left[ \max_a \mu_{T,a} \right]. \quad (12)$$

Here, we write  $\mathbb{E}^\pi$  to denote the expectation under the stochastic transitions (11) induced by the policy  $\pi_0, \dots, \pi_{T-1}$  adapted to the observation sequence  $G_0, \dots, G_{T-1}$ . Although we focus on the Bayes simple regret in this work, our MDP formulation can accomodate any objective function or constraint that depends on the posterior states, such as the cumulative regret, probability of correct selection, simple regret among the top- $k$  arms, and constraints on the sampling allocations.

Noting that the preceding optimization problem is entirely characterized by the prior (10) and the posterior updates (11), we view  $(\mu_t, \sigma_t)$  as the *states* of a Markov decision process. The state transitions are governed by posterior updates (11) which depend on the continuous actions  $\pi_t \in \Delta^K$ . Given this Markovian structure in the limit adaptive experiment, we restrict attention to sampling allocations  $\pi_t(\mu_t, \sigma_t)$  that only depend on the current state  $(\mu_t, \sigma_t)$ . We present algorithms for (approximately) solving the Bayesian dynamic program (12) in the next subsection.

The state transitions (11) are derived under the idealized the Gaussian sequential experiment. In practice, any policy  $\pi$  derived in this asymptotic regime will be applied to a finite batch problem. Recalling the asymptotic approximation (3), the finite batch problem will involve states  $(\mu_{n,t}, \sigma_{n,t})$  updated according to the same dynamics (11), but using the sample mean estimator  $\sqrt{n}\bar{R}_t^n$  instead of the Gaussian approximation  $G_t$

$$\text{Pre-limit posterior variance:} \quad \sigma_{n,t+1,a}^{-2} := \sigma_{n,t,a}^{-2} + s_a^{-2} b_t \pi_{t,a}(\mu_{n,t}, \sigma_{n,t}) \quad (13a)$$

$$\text{Pre-limit posterior mean:} \quad \mu_{n,t+1,a} := \sigma_{n,t+1,a}^2 \left( \sigma_{n,t,a}^{-2} \mu_{n,t,a} + s_a^{-2} b_t \sqrt{n} \bar{R}_{t,a}^n \right). \quad (13b)$$

Given any policy  $\pi_t(\mu_t, \sigma_t)$  derived from the Bayesian dynamic program (12) and average rewards  $h$ , the pre-limit posterior state  $(\mu_{n,t}, \sigma_{n,t})$  evolves as a Markov chain and each adaptive allocation to be used in the original finite batch problem is given by  $\pi_t(\mu_{n,t}, \sigma_{n,t})$ .

For policies  $\pi$  that is continuous in the states—satisfying conditions in Assumption B—Corollary 2 implies that the Bayesian dynamic program (12) is an accurate approximation for measuring and optimizing the performance of the policy as  $n$  grows large. Moreover, we can show that the trajectories of pre-limit posterior beliefs  $(\mu_{n,t}, \sigma_{n,t})$  (13) can be approximated by trajectories of the Markov decision process derived using the Gaussian sequential experiment (14).

**Corollary 3.** *Let  $\pi_t(\mu_t, \sigma_t)$  be a policy derived under the limit Bayesian dynamic program (12) that is continuous as a function of  $(\mu_t, \sigma_t)$ . Let Assumption A hold and consider any fixed average reward  $h$  and prior  $(\mu_0, \sigma_0)$ . The posterior states (13) converge to the states (11) as  $n \rightarrow \infty$*

$$(\mu_{n,t}, \sigma_{n,t}, \dots, \mu_{n,T-1}, \sigma_{n,T-1}) \overset{d}{\rightsquigarrow} (\mu_t, \sigma_t, \dots, \mu_{T-1}, \sigma_{T-1})$$

See Section B.2 for the proof.

### 3.2 Adaptive designs as approximate DP methods

We now derive algorithms for solving the limit Bayesian dynamic program (12). To simplify things further, we use a change of variable to reparameterize state transitions (11) as a random walk.

---

**Algorithm 1** Residual Horizon Optimization
 

---

- 1: INPUT: PRIOR MEAN AND VARIANCE ON AVERAGE REWARDS  $(\mu_0, \sigma_0)$
- 2: Initialize pre-limit states  $(\mu_{n,0}, \sigma_{n,0}) = (\mu_0, \sigma_0)$
- 3: **for** each epoch  $t \in 0, \dots, T-1$  **do**
- 4:   Letting  $\bar{b}_t := \sum_{v=t}^{T-1} b_v$ , solve the following (e.g., using stochastic gradient methods)

$$\rho_t(\mu_t, \sigma_t) \in \operatorname{argmax}_{\bar{\rho} \in \Delta_K} \left\{ V_t^{\bar{\rho}}(\mu_t, \sigma_t) := \mathbb{E}_t \left[ \max_a \left\{ \mu_{t,a} + \sqrt{\frac{\sigma_{t,a}^4 \bar{\rho}_a \bar{b}_t}{s_a^2 + \sigma_{t,a}^2 \bar{\rho}_a \bar{b}_t}} Z_{t,a} \right\} \right] \right\} \quad (17)$$

- 5:   For each unit  $j = 1, \dots, b_t n$ , sample arms according to  $\rho_t(\mu_t, \sigma_t)$  and observe reward  $R_{a,j}^t$  if arm  $a$  was sampled ( $\xi_{a,j}^t = 1$ )
  - 6:   Use aggregate rewards  $\sqrt{n} \bar{R}_{t,a}^n = \frac{1}{b_t \sqrt{n}} \sum_{j=1}^{b_t n} \xi_{a,j}^t R_{a,j}^t$  and the formula (13) to compute the next state transition  $(\mu_{n,t+1}, \sigma_{n,t+1})$
  - 7: **end for**
  - 8: **return**  $\operatorname{argmax}_{a \in [K]} \mu_{n,T,a}$
- 

**Lemma 1.** Let  $h \sim N(\mu_0, \sigma_0^2)$  and  $Z_0, \dots, Z_{T-1} \stackrel{\text{iid}}{\sim} N(0, I_K)$  be standard normal variables. The system governed by the posterior updates (11) has the same joint distribution as that with the following state transitions

$$\sigma_{t+1,a}^{-2} := \sigma_{t,a}^{-2} + s_a^{-2} b_t \pi_{t,a}(\mu_t, \sigma_t) \quad (14a)$$

$$\mu_{t+1,a} := \mu_{t,a} + \sigma_{t,a} \sqrt{\frac{b_t \pi_{t,a}(\mu_t, \sigma_t) \sigma_{t,a}^2}{s_a^2 + b_t \pi_{t,a}(\mu_t, \sigma_t) \sigma_{t,a}^2}} Z_{t,a}. \quad (14b)$$

We defer derivation details to Section B.1.

For the Markov decision process defined by the reparameterized state transitions (14), the value function for the Bayes simple regret  $\mathbb{E}^\pi [\max_a \mu_{T,a}]$  has the following succinct representation

$$\begin{aligned} V_t^\pi(\mu_t, \sigma_t) &= \mathbb{E}^\pi \left[ \max_a \mu_{T,a} \mid \mu_t, \sigma_t \right] \\ &= \mathbb{E}^\pi \left[ \max_a \left\{ \mu_{t,a} + \sum_{v=t}^{T-1} \sigma_{v,a} \sqrt{\frac{b_v \pi_{v,a}(\mu_v, \sigma_v) \sigma_{v,a}^2}{s_a^2 + b_v \pi_{v,a}(\mu_v, \sigma_v) \sigma_{v,a}^2}} Z_{v,a} \right\} \mid \mu_t, \sigma_t \right]. \end{aligned} \quad (15)$$

In what follows, we use the notational shorthand  $\mathbb{E}_t^\pi[\cdot] = \mathbb{E}^\pi[\cdot \mid \mu_t, \sigma_t^2]$  so that  $V_t^\pi(\mu_t, \sigma_t) = \mathbb{E}_t^\pi [\max_a \mu_{T,a}]$ . Since the states  $(\mu_t, \sigma_t)$  and actions  $\pi_t$  are both continuous, using dynamic programming to directly solve the policy optimization problem

$$\underset{\pi_0, \dots, \pi_{T-1}}{\text{maximize}} \left\{ V_0^\pi(\mu_0, \sigma_0) = \mathbb{E}_0^\pi \left[ \max_a \mu_{T,a} \right] \right\} \quad (16)$$

is computationally intractable even for a moderate number of arms and reallocation epochs.

A key property of this MDP is that the state transitions are differentiable with respect to the sampling allocations along any sample path  $Z_0, \dots, Z_{T-1}$ . As a result, standard Monte Carlo approximations of the value function are differentiable with respect to the sampling allocations, allowing the use of gradient-based methods for planning and (approximately) solving the DP.

**Residual Horizon Optimization (RHO)** We propose a simple yet effective method that solves a computationally cheaper approximation of the dynamic program by assuming future allocations are non-adaptive. Instead of maximizing the value function  $\mathbb{E}_t^\pi[\max_a \mu_{T,a}]$  over all fully adaptive allocations, RHO iteratively solves the open-loop planning problem that considers future sampling allocations that only depend on the available information  $(\mu_t, \sigma_t)$  at time  $t$ . At each epoch  $t$ , the allocation  $\rho_t(\mu_t, \sigma_t)$  is derived by assuming that a fixed sequence of allocations will be used for the remaining periods horizon regardless of new information obtained in the future

$$\rho_t(\mu_t, \sigma_t) \in \underset{\bar{\rho}_t, \dots, \bar{\rho}_{T-1} \in \Delta_K}{\operatorname{argmax}} \mathbb{E}_t \left[ \max_a \left\{ \mu_{t,a} + \sum_{v=t}^{T-1} \sigma_{v,a} \sqrt{\frac{b_v \bar{\rho}_{v,a} \sigma_{v,a}^2}{s_a^2 + b_v \bar{\rho}_{v,a} \sigma_{v,a}^2}} Z_{v,a} \right\} \mid \mu_t, \sigma_t \right], \quad (18)$$

where  $\rho_t(\mu_t, \sigma_t) = \rho_t^*$  for the sequence  $\rho_t^*, \dots, \rho_{T-1}^*$  that maximizes the planning objective.

The planning problem (18) can be simplified to consider a constant allocation  $\bar{\rho} \in \Delta_K$  to be deployed for every remaining period. For any fixed sequence of allocations that only depend on currently available information, the value function over remaining horizon is equivalent to a modified one-step lookahead value function. Intuitively, since the allocation does not change as the experiment progresses, we can accumulate updates to the posterior beliefs at each epoch and think of it as a single update to the current belief, resulting in the terminal posterior belief. We summarize how our procedure will be applied to finite batch problems in Algorithm 1, and formalize this insight in the below result. See Section B.3 for its proof.

**Lemma 2.** Let  $\bar{b}_t := \sum_{v=t}^{T-1} b_v$ . For any sequence of future allocations  $\bar{\rho}_t, \dots, \bar{\rho}_{T-1} \in \Delta_K$  that only depends on  $(\mu_t, \sigma_t)$ , there is a constant allocation  $\bar{\rho}(\mu_t, \sigma_t)$  achieving the same Bayes simple regret

$$V_t^{\bar{\rho}_{t:T-1}}(\mu_t, \sigma_t) = V_t^{\bar{\rho}}(\mu_t, \sigma_t) \text{ where } V_t^{\bar{\rho}}(\mu_t, \sigma_t) \text{ is defined in Eq. (17).}$$

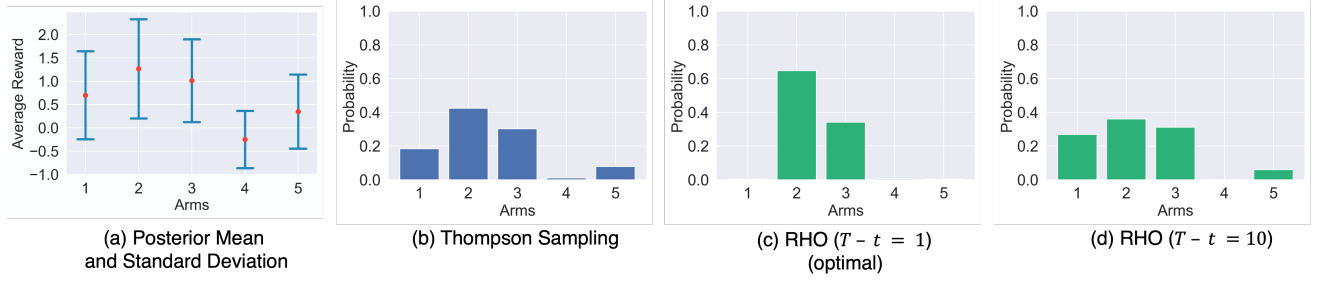
Thus, it is sufficient to solve the constant allocation planning problem (17) to achieve the same optimal value as the original problem (18).

In the pre-limit problem, state transitions (13) are based on observed aggregate rewards  $\sqrt{n} \bar{R}_{t,a}^n$ . The Residual Horizon Optimization algorithm enjoys several desirable properties. First, by solving the optimization problem (17) at every epoch  $t$ , the policy remains adaptive without involving heavy computation. Implementing this policy only requires solving the above optimization problem (17) at the currently observed state  $(\mu_{n,t}, \sigma_{n,t})$ ; we use stochastic gradient methods for this purpose. Second, the objective (17) encourages the policy to explore more when the remaining horizon is long, which leads it to explore aggressively early on in the experiment while focusing on strong alternatives as the experiment winds down (see Figure 4).

Finally, since RHO iteratively computes at each epoch the optimal allocation among those that assume future allocations will only use currently available information, it is guaranteed to outperform any open-loop allocation including static designs. In particular, RHO is guaranteed to achieve a smaller Bayes simple regret than the uniform allocation across any time horizon. This gives a practical performance guarantee even for small  $T$ , the regime which is relevant for most real-world experimental settings, for which the uniform allocation is a highly competitive policy.

**Proposition 2.** Let  $\rho_t$  be given by Algorithm 1. For any policy  $\bar{\pi}_{t:T} = (\bar{\pi}_t(\mu_t, \sigma_t), \dots, \bar{\pi}_{T-1}(\mu_t, \sigma_t))$  that only depends on currently available information  $(\mu_t, \sigma_t)$ , we have  $V_t^{\rho}(\mu_t, \sigma_t) \geq V_t^{\bar{\pi}}(\mu_t, \sigma_t)$ .

See Section B.4 for the proof.



**Figure 4.** Comparison of sampling allocations. (a) displays posterior means  $\mu$  and standard deviations  $\sigma$  (the length of each whisker) for  $K = 5$  arms. The other graphs illustrate the sampling allocation computed by different policies given posterior belief  $(\mu, \sigma)$ . (b) shows the sampling allocation produced by the Gaussian Thompson sampling policy, (c) is RHO when there is only 1 epoch left, and (d) is RHO when the residual horizon is  $T - t = 10$ . RHO calibrates exploration to the length of the remaining horizon; when there is only 1 epoch left, the policy gives the Bayes optimal allocation focusing solely on the top two arms. When there are many reallocation epochs left, the policy explores other arms more and resembles the Thompson sampling allocation.

Empirically, we demonstrate in Section 4 that this iterative planning method (Algorithm 1) provides a highly effective heuristic. Motivated by its practical performance, we analyze the theoretical properties of Algorithm 1 in Section 5. We show that the optimization problem (17) becomes strongly concave for a large enough residual horizon  $T - t$ . By explicitly using the KKT conditions of the optimization problem (17), we also characterize the asymptotic sampling policy  $\rho_t$  converges to as  $T - t$  grows large. This allows us show that the open-loop planning problem (17) assuming future policies only depend on current information still achieves good performance even when the horizons  $T - t$  is long.

Instead of computing  $\rho_t(\mu_t, \sigma_t)$  online as the experiment progresses, we can pre-compute the  $\rho_t(\cdot, \cdot)$  so that it can be readily applied for any observed current state. Our next result reformulates the optimization problem (17) as a stochastic optimization problem over functions of  $(\mu_t, \sigma_t)$ .

**Proposition 3.** *The solution to the Residual Horizon Optimization problem (17) coincides with the maximizer of the following reward maximization problem over measurable functions  $\rho(\mu_t, \sigma_t) \in \Delta^K$*

$$\underset{\rho(\cdot) \text{ measurable}}{\text{maximize}} \quad \mathbb{E}_{(\mu_t, \sigma_t) \sim P_t} \left[ \max_a \left\{ \mu_{t,a} + \sqrt{\frac{\sigma_{t,a}^4 \rho(\mu_t, \sigma_t) \bar{b}_t}{s_a^2 + \sigma_{t,a}^2 \rho(\mu_t, \sigma_t) \bar{b}_t}} Z_{t,a} \right\} \right], \quad (19)$$

where  $P_t$  is any probability measure with support  $\mathbb{R}^K \times (0, \sigma_0^2]^K$  and  $\bar{b}_t := \sum_{v=t}^{T-1} b_v$ .

See Section B.5 for the proof. Proposition 3 allows us to use standard ML best practices to (approximately) solve the reward maximization problem (17). By parameterizing the policy using black-box ML models, one can use stochastic gradient-based optimization algorithms to learn the mapping  $\rho_t(\cdot, \cdot)$  in a fully offline manner. In particular, the model training problem (19) can be approximated by neural networks and optimized through standard auto-differentiation frameworks [1, 93] for computing stochastic (sub)gradients.

**Pathwise Policy Gradient** We also consider reinforcement learning/approximate DP methods for solving the full horizon problem (12). We apply policy gradients (PG) computed through black-box ML models, as well as their limited lookahead variants [106]. We consider an differentiable parameterized policy  $\pi_\theta = \{\pi_t^\theta\}_{t=0}^{T-1}$  (e.g., neural networks) and aim to directly optimize the value

function (15) using stochastic approximation methods. We use stochastic gradient ascent over sample paths  $Z_0, \dots, Z_{T-1}$  to update policy parameters  $\theta$ :

$$\theta \leftarrow \theta + \alpha \nabla_{\theta} V_0^{\pi_{\theta}}(\mu_0, \sigma_0),$$

for step-size  $\alpha$  and prior  $(\mu_0, \sigma_0)$ . Note that the gradients of the value function can be computed *exactly* through auto-differentiation along every sample path, which is enabled by the reparameterization trick for Gaussian random variables [72]. This is in contrast with standard RL methods for continuous state and action spaces, such as Deep Deterministic Policy Gradient (DDPG) [82], that require function approximation for the Q-functions, a step which can introduce significant approximation errors.

For long horizons, training the policy becomes more difficult due to vanishing gradients. Policies are evaluated solely on the simple regret incurred at the end of the experiment, which makes it difficult to do credit assignment for sampling allocations near the beginning of the experiment. We hence consider  $m$ -lookahead policies (denoted PG- $m$ ) trained to optimize the shorter time horizon objective  $V_{T-m}^{\pi_{\theta}}(\mu_0, \sigma_0)$ . In the next section, we empirically find that policy gradient achieves very strong performance, equivalent to that of RHO, for small problems involving a limited number of treatments and reallocation epochs. Yet training the policy becomes more difficult in larger-scale experiments, and performance degrades. We expect though that policy gradient methods will improve in more complex settings, i.e. those involving utility functions that depend on performance during the experiment or settings that allow adaptive batch sizes. In this sense, RHO strikes a good balance between incorporating planning capabilities of the Gaussian sequential experiment while maintaining low operational and optimization complexity.

## 4 Empirical results

Our main empirical observations inform the design of effective adaptive experimentation methods when reallocation of sampling effort are few and expensive. We summarize our results as follows.

- For general reward distributions, the asymptotic Gaussian sequential experiment problem (14) provides a useful framework for experimental design, even when batch sizes are small. Bayesian policies derived from the dynamic program (16) outperform uniform allocation and standard batch experimentation policies, including specialized algorithms (e.g. variants of Thompson sampling [99]) that require complete knowledge of the reward distribution.
- Among Bayesian policies that utilize batch Gaussian approximations, Residual Horizon Optimization achieves the largest performance gain across a wide variety of settings.
- When the number of reallocation epochs is small, RHO calibrates the level of exploration to the time horizon by iteratively planning with the Gaussian sequential experiment (17).
- Performance gains from RHO are larger in underpowered experiments where there are many treatment arms or high measurement noise, settings in which standard adaptive policies struggle to learn.
- RHO effectively incorporates prior information on average rewards, achieving a larger reduction in the Bayes simple regret when the prior is more informative.

In summary, although RHO relies on Gaussian approximations for the rewards and the prior distribution, performance gains from planning with the Gaussian sequential experiment greatly

outweigh approximation errors. Our empirical results suggest that RHO excels in settings that are difficult for standard adaptive policies, including those a limited number of reallocation epochs, unknown reward distributions, low signal-to-noise ratios, and a large number of treatment arms. In addition to the key dimensions we highlight in this section, we provide a comprehensive set of experiments in the following Streamlit app:

<https://aes-batch.streamlit.app/> (20)

**Setup** As a concrete illustration of our main findings, consider a setting with  $K = \{10, 100\}$  arms with up to  $T = 10$  batches. All batches have the same number of observations in each epoch and we consider two batch sizes:  $b_t n = 100$  samples and  $b_t n = 10,000$  observations per epoch. We evaluate each policy using the Bayes simple regret (7) under the true prior. For policies that use the Gaussian sequential experiment, we train them by approximating the true prior with a Gaussian prior with the same mean and standard deviation in order to preserve conjugacy and utilize the MDP formulation (14). All policies are evaluated according to the pre-limit finite batch problem under the true prior.

To test the finite batch performance of Bayesian policies that use Gaussian approximations, we consider two data-generating distributions. We use the **Beta-Bernoulli** experiment as our primary vehicle, where rewards for each arm are drawn from independent  $\text{Bernoulli}(\theta_a)$  distributions. Here, the parameters  $\theta_a$  are drawn independently from a known  $\text{Beta}(\alpha, \beta)$  prior. For each batch size  $b_t n = 100$  or  $10,000$ , we scale the prior parameters  $\alpha = \beta = b_t n$  to preserve the difficulty. Concretely, when  $b_t n = 100$ , the prior mean for each parameter  $\theta_a$  is 0.5 and the prior standard deviation is  $\approx 0.03$ , so typically each treatment arm has an average reward of  $0.5 \pm 0.03$ .

Since we cannot vary the measurement noise  $s_a^2 = \text{Var}(\epsilon_a)$  (1) under the **Beta-Bernoulli** experiment, we also consider an alternative setting which we call the **Gamma-Gumbel** experiment. Here, rewards for each arm are drawn from independent  $\text{Gumbel}(\mu_a, \beta)$  distributions, with a known, fixed scale parameter  $\beta$  that determines the measurement variance  $s_a^2 = \frac{\pi^2}{6}\beta$ . The location parameters  $\mu_a$  are drawn independently from a known  $\text{Gamma}(\alpha, \beta)$  prior, which determines the differences in the average reward between the arms. For each batch size  $b_t n$ , we set  $\alpha = b_t n$  and  $\beta = 1/b_t n$  to preserve the difficulty of the problem as measured by the gap between average rewards.

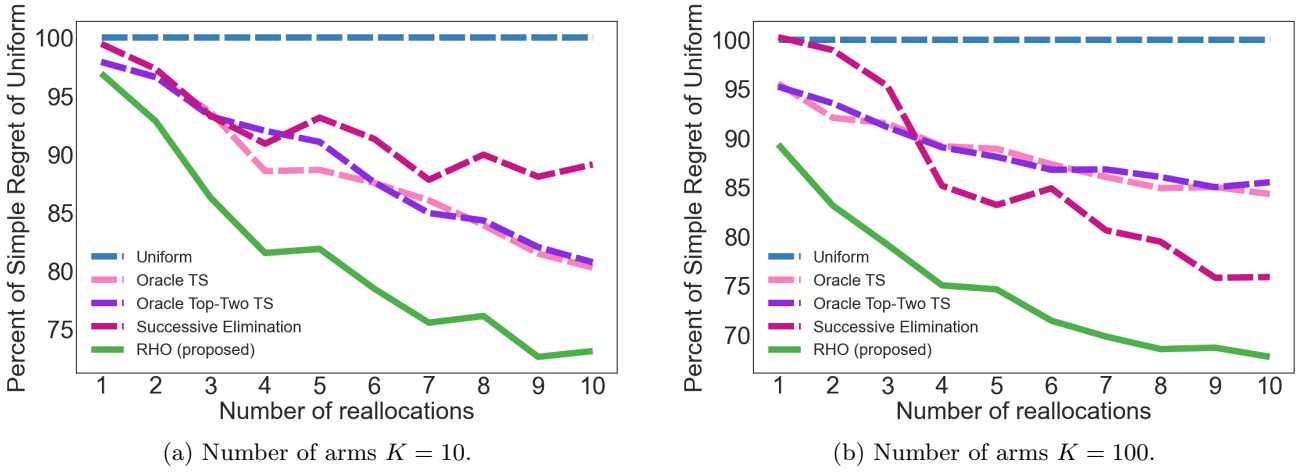
To benchmark performance, we consider a suite of standard batch bandit policies proposed in the literature.

- **Uniform:** For each batch, assign samples uniformly across treatment arms.
- **Successive Elimination** [34, 40, 94]: For each batch, assign samples uniformly across treatment arms that are not eliminated. Eliminate all arms whose upper confidence bound is less than the lower confidence bound of some other arm. Given  $K$  arms,  $n_a$  samples drawn for arm  $a$ , measurement variance  $s_a^2$ , the confidence interval is  $\hat{\mu}_a \pm \beta_a(n_a)$ , where  $\hat{\mu}_a$  is the empirical mean reward of arm  $a$  and the width of the confidence bound  $\beta_a(n_a)$  is

$$\beta_a(n_a) = c s_a \sqrt{\frac{\log(n_a^2 K / \delta)}{n_a}},$$

where  $c, \delta$  are constants that are chosen via grid search to minimize regret in each instance.

- **Oracle Thompson Sampling** [62, 64]: Beta-Bernoulli Thompson sampling with batch updates.
- **Oracle Top-Two Thompson Sampling** [99]: Beta-Bernoulli Top-Two Thompson sampling with batch updates.



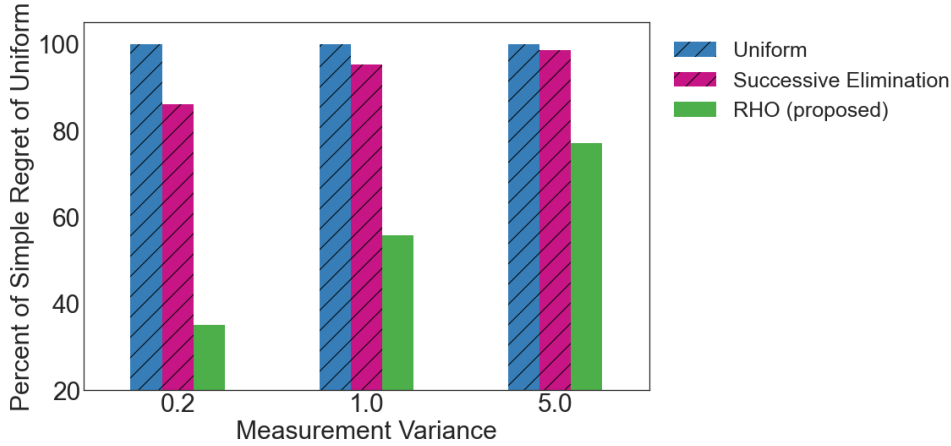
**Figure 5.** Comparison of performance across different number of treatment arms. Relative gains over the uniform allocation as measured by the Bayes simple regret for the finite batch problem with a batch size of  $b_t n = 100$ . Beta-Bernoulli experiment where individual rewards are Bernoulli with a Beta prior. RHO delivers larger performance gains when  $K = 100$ , even though the overall sample size is small when there are many treatment arms. This is not necessarily true for other adaptive policies: the relative performance of the Thompson sampling policies diminishes when there are more treatment arms.

- **Residual Horizon Optimization:** Selects the allocation by solving the planning problem (17), as in Algorithm 1.

For the Gamma-Gumbel experiment, the Gumbel distribution does not have a known conjugate prior distribution and updating the posterior after each batch is more involved. For this reason, when in this environment we restrict our focus to successive elimination as the key benchmark. This captures settings in which the reward model is unknown to the experimenter, where it is difficult to use Thompson sampling or other Bayesian policies that require the exact reward distribution.

**Number of alternative  $K$  (treatment arms)** In order to study how performance changes with the number of alternatives, we fix the batch size to be  $b_t n = 100$  and evaluate our policies for  $K = 10$  and  $K = 100$  alternatives. Figure 5 shows that RHO achieves strong performance for large and small number of alternatives alike, and the performance gains are larger when there is a large number of arms. This is not the case for all adaptive policies: the relative performance of the Thompson sampling policies is slightly worse when there are more alternatives. In these experiments and others presented in the interactive app (20), we observe that the performance gains of RHO persist across all time horizons, particularly for short horizons. This illustrates the effectiveness of planning with the Gaussian sequential experiment for calibrating exploration effort considering a limited number of reallocations.

**Measurement variance  $s_a^2$**  Next, we study how the signal-to-noise of the problem instance affects the performance of adaptive policies. To study a scenario where we can flexibly control different measurement variances  $s_a^2 = \text{Var}\epsilon_a$  (1), we move away from the Beta-Bernoulli experiment and instead consider the Gamma-Gumbel experiment. In Figure 6, we observe that RHO outperforms uniform allocation and successive elimination in both high and low signal-to-noise regimes. When the signal-to-noise ratio is high (i.e., measurement noise  $s_a^2$  is small), RHO is able to rapidly hone in on the highest reward treatment arms. Even when the signal-to-noise is low, RHO is able to make



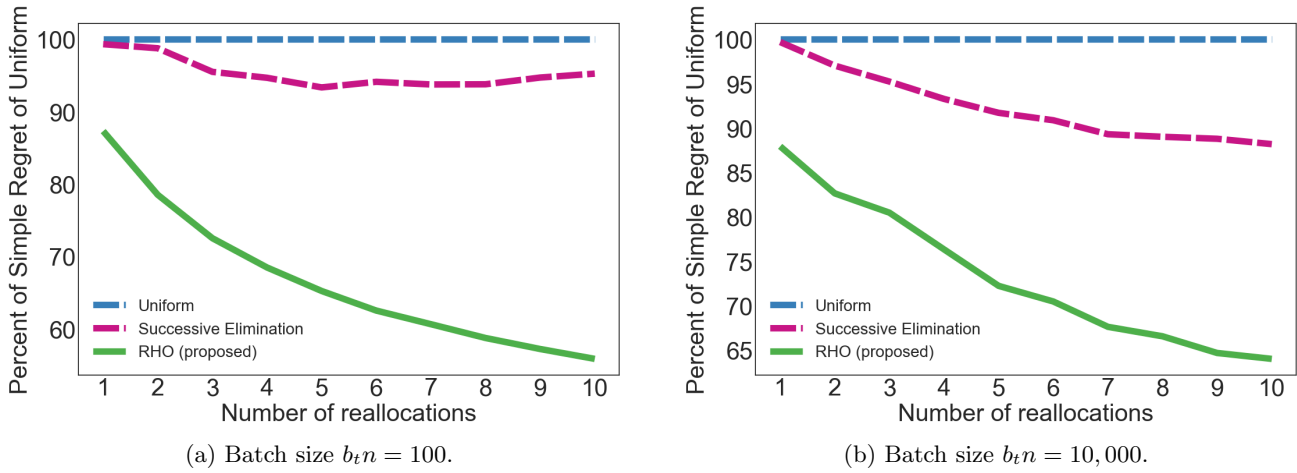
**Figure 6.** Comparison of performance across different measurement noise levels. Relative gains over the uniform allocation as measured by the Bayes simple regret. **Gamma-Gumbel experiment** where rewards follow Gumbel distributions with measurement variances  $s_a^2 \in \{0.2, 1, 5\}$ . There are  $K = 100$  treatment arms with  $T = 10$  batches of size  $b_t n = 100$ . We observe that RHO is versatile across different signal-to-noise ratio regimes. It still delivers strong performance gains when the measurement noise is large, even though other adaptive methods struggle to improve upon the uniform allocation.

substantial progress over uniform while other adaptive policies struggle to learn enough to improve sampling efficiency. We note that when the measurement variance is low, the differences in *raw* performance between policies is small as all policies are able to hone in on high reward treatment arms. In the high noise regime, the raw performance gains of RHO are much larger, especially compared to alternative adaptive policies. Altogether, this illustrates that iterative planning is particularly useful in underpowered experiments by calibrating exploration to the statistical power of the experimental setting.

**Batch size  $b_t n$**  In Figure 2 we presented in Section 1, we compared the regret incurred by different policies for large and small batches in the **Beta-Bernoulli experiment**. We use the **Gamma-Gumbel experiment** as an additional test of whether the Gaussian approximations hold for batched rewards. Although the Gumbel distribution has a high excess kurtosis, we still observe that the Gaussian sequential experiment serves as a useful approximation even for small batches. In Figure 7, we see that RHO greatly outperforms uniform allocation and successive elimination for small and large batches alike. In particular, successive elimination especially struggles when the batch size is small ( $b_t n = 100$ ).

**Non-uniform prior distributions** The previous numerical experiments focused on the case in which the experimenter’s prior distribution is identical across treatment arms. Yet, modern experimental platforms typically run many experiments with similar treatments, so the experimenter may have different prior beliefs across treatments. These beliefs can be incorporated into the experimental design to improve sampling efficiency. To study the effect of non-uniform priors, we consider the **Beta-Bernoulli experiment** under different Beta priors for each arm. Fixing the batch size to be  $b_t n = 100$  and the number of arms to be  $K = 100$ , we consider the following prior distributions.

- **Flat:** All arms have an identical prior of  $\text{Beta}(100, 100)$ .
- **Top One:** There is a single treatment with a  $\text{Beta}(110, 100)$  prior such that it has a higher prior mean than other arms. All other arms have  $\text{Beta}(100, 100)$  priors.



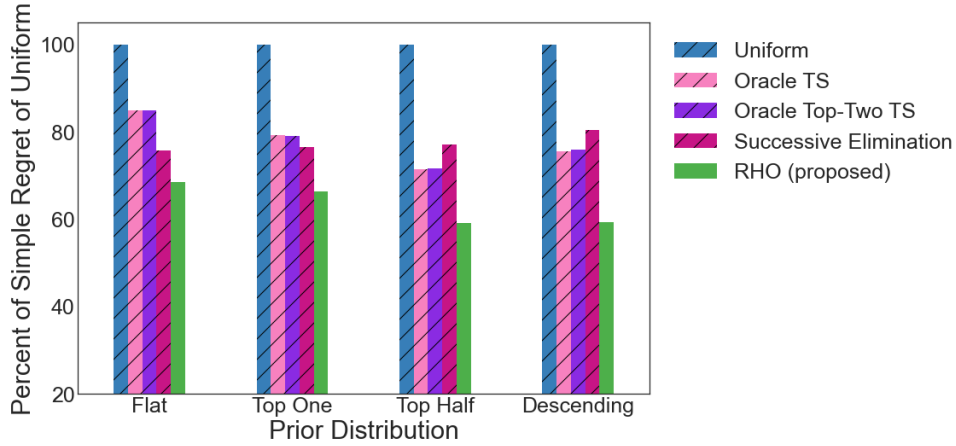
**Figure 7.** Comparison of performance across batch sizes. Relative gains over the uniform allocation as measured by the Bayes simple regret for the finite batch problem with  $K = 100$  treatment arms. **Gamma-Gumbel experiment** where individual rewards are Gumbel with a Gamma prior. Despite relying on Gaussian approximations, RHO delivers substantial performance improvements over uniform even though the reward distribution has a high excess kurtosis compared to Gaussian data. Moreover, RHO performs well for large and small batches alike, while successive elimination struggles when the batch size is small.

- **Top Half:** Half of the arms have  $\text{Beta}(110, 100)$  priors so that they have a higher prior mean than the rest which have  $\text{Beta}(100, 100)$  priors.
- **Descending:** The first arm has the highest prior mean ( $\text{Beta}(100, 100)$ ) and the prior means decrease for each arm  $i \in [K]$ . Each arm has a  $\text{Beta}(100 - (i - 1), 100)$  prior.

Figure 8 compares the performance of the sampling policies across different prior distributions. Unsurprisingly, policies which use prior information outperform non-Bayesian policies when the prior is more informative. We observe that despite using a Gaussian prior to approximate the true prior distribution, RHO obtains significantly larger performance gains compared to Thompson sampling policies that use the true prior. This illustrates that by planning with the Gaussian sequential experiment, RHO is able to effectively incorporate prior information into the experimental design despite approximation errors.

**Gaussian batch policies** Our discussion so far highlights RHO as an effective iterative planning policy. Since RHO is but one policy that use the Gaussian sequential experiment (Definition 1) as an approximation for batch rewards, we now consider alternative Bayesian policies that also maintain Gaussian posterior states over the *average rewards*. We consider the following benchmark approaches that rely Gaussian batch approximations.

- **Gaussian Limit Thompson Sampling:** Thompson Sampling policy for the Gaussian sequential experiment.
- **Gaussian Limit Top-Two Thompson Sampling:** Top-Two Thompson Sampling policy for the Gaussian sequential experiment.
- **Myopic:** Selects the sampling allocation that maximizes the one-step lookahead value function for the problem (16). This is a randomized version of the Knowledge Gradient method.



**Figure 8.** Comparison of performance across different priors. Relative gains over the uniform allocation as measured by the Bayes simple regret for the finite batch problem for  $K = 100$  arms and  $T = 10$  batches of size  $b_t n = 100$  samples. **Beta-Bernoulli** experiment where individual rewards are Bernoulli with various Beta priors. When the prior is informative (e.g. Top Half and Descending), Bayesian policies such as Thompson sampling and RHO improve upon policies which do not incorporate prior information; performance gains from RHO are much larger.

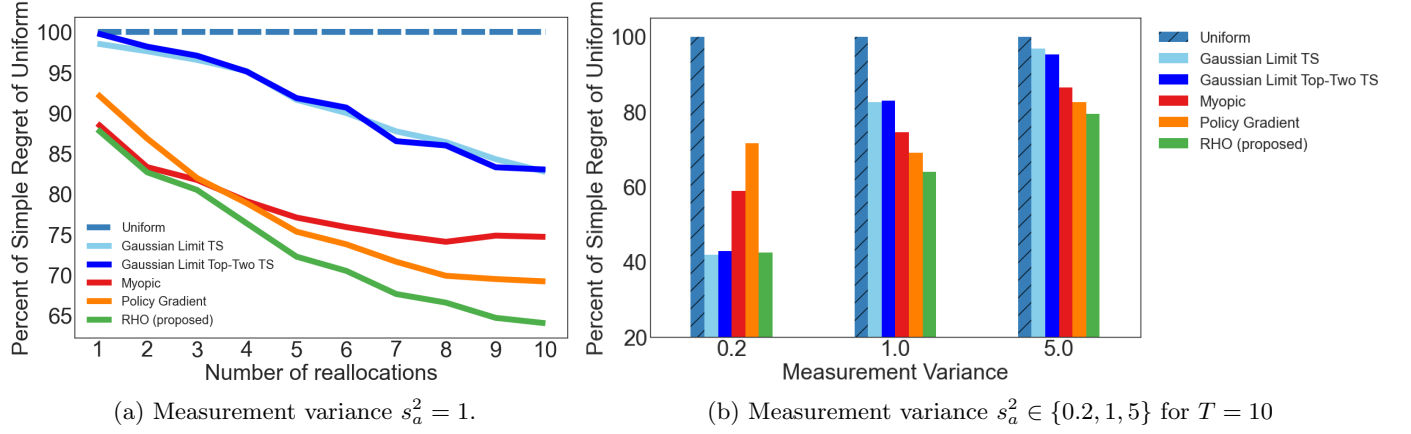
- **Policy Gradient:** Alternative to RHO for (heuristically) solving the dynamic program (16). Allocates samples according to a policy parameterized by a feed-forward neural network, which is trained through policy gradient with an episode length of 5 batches.

In Figure 9, we compare the performance of the above policies in the **Gamma-Gumbel** experiment with  $K = 100$  arms and batches of size  $b_t n = 10,000$ . Figure 9a focuses on a fixed measurement variance ( $s_a^2 = 1$ ) across a range of reallocation epochs. Figure 9b compares performance across different measurement noise levels for a fixed number of reallocations  $T = 10$ . These results show that RHO exhibits consistently strong performance across a wide array of settings; other policies are effective in some instances and less effective in others. For example, the myopic policy performs well for short horizon experiments as expected, but worsens in longer horizon settings due to insufficient exploration. Thompson sampling, which tends to explore more than other policies, is an effective heuristic when the noise level is low, but suffers in more underpowered experiments. It is worth noting though that in the low noise regime the differences in raw performance between adaptive policies tends to be small as all policies perform well, whereas the gap in raw performance between policies is wider in underpowered experiments.

We find the policy gradient method achieves equivalent performance to RHO when there are a small number of alternatives ( $K = 10$ ). However, training the policy becomes more challenging when there are many treatment arms and when the measurement variance is low, as the gradients are noisier in these settings. The versatile performance of RHO across short and long horizon experiments as well as low and high measurement noise levels shows that the planning and dynamical aspects of the Gaussian sequential experiment are useful for calibrating exploration in different experimental settings, and that these benefits can be obtained by the simple and computationally efficient procedure (17).

## 5 Large Horizon Analysis

Given the strong empirical performance of Residual Horizon Optimization, we take a closer look at the behavior of the planning problem (17) as the residual horizon  $T - t$  grows large, and derive



**Figure 9.** Comparison of Gaussian batch policies. Relative gains over the uniform allocation as measured by the Bayes simple regret for the finite batch problem with  $K = 100$  treatment arms and batches of size  $b_t n = 10,000$ . Gamma-Gumbel experiment where individual rewards are Gumbel with a Gamma prior. RHO maintains strong performance for small and long horizon experiments, as well as for low and high noise levels. Myopic performs well in short horizon experiments, but worsens in longer horizon experiments due to insufficient exploration. The Thompson sampling policies are effective for low measurement noise but their performance degrades in underpowered settings.

asymptotic expressions for the gradient and curvature of the objective function. Although practical instances typically involve only a handful of reallocation epochs, the large horizon regime is of interest from an approximate dynamic programming (ADP) perspective. Since it does not plan for future feedback, we expect the open-loop approximation (17) to diverge from the true value function when the remaining horizon is large. By quantifying the behavior of RHO in the (somewhat adversarial) large horizon limit, we show how it calibrates exploration in an intuitive manner despite the open-loop planning.

Recall the RHO planning problem (17):

$$\underset{\bar{\rho} \in \Delta_K}{\text{maximize}} \left\{ V_t^{\bar{\rho}}(\mu_t, \sigma_t) = \mathbb{E}_t \left[ \max_a \left\{ \mu_{t,a} + \sqrt{\frac{\sigma_{t,a}^4 \bar{\rho}_a \bar{b}_t}{s_{t,a}^2 + \sigma_{t,a}^2 \bar{\rho}_a \bar{b}_t}} Z_{t,a} \right\} \right] \right\}.$$

The main results in this section show that when the sampling budget is large, the above planning problem gives rise to a posterior sampling procedure. This illustrates a novel connection between posterior sampling and DP-based approaches to sampling: as  $T - t \rightarrow \infty$ , the solution to the planning problem converges to a limiting sampling allocation which we denote as Density Thompson Sampling (DTS), as it samples arms proportionally to the partial derivatives of the Gaussian Thompson Sampling policy. DTS is highly exploring and does not over-sample the best arm, which makes it better suited for best-arm identification tasks than TS.

First, we characterize the asymptotic behavior of the gradient and the Hessian of the planning objective with respect to the sampling allocation. As the residual horizon increases, the gradient and Hessian vanish at the rate of  $s_a^2/\bar{b}_t$ , which means that when the residual sampling budget is large the policy is punished less for diverting sampling effort away from the best arms and explores more as a result. Our characterization shows that the gradient of the limiting objective encourages the policy to sample arms which are close to the optimal arm.

**Proposition 4.** Consider any fixed epoch  $t$  and state  $(\mu, \sigma)$ . Let  $\theta_a := \mu_a + \sigma_a Z_a$  be the random variable representing the posterior belief of the average reward for arm  $a$ , and let  $\theta_a^* := \max_{a' \neq a} \theta_{a'}$ . Suppose that as  $T - t$  grows large, the residual sample budget  $\bar{b}_t = \sum_{s=t}^{T-1} b_s \rightarrow \infty$ . Then gradient

and Hessian of the planning objective  $V_t^{\bar{\rho}}(\mu, \sigma)$  with respect to the allocation  $\bar{\rho}$  converge as follows:

$$\begin{aligned}\lim_{T \rightarrow \infty} \bar{b}_t \nabla V_t^{\bar{\rho}}(\mu, \sigma) &= \text{diag} \left( \frac{s_a^2}{2\bar{\rho}_a^2} \mathbb{E} \left[ \frac{1}{\sigma_a} \phi \left( \frac{\theta_a^* - \mu_a}{\sigma_a} \right) \right] \right) \\ \lim_{T \rightarrow \infty} \bar{b}_t \nabla^2 V_t^{\bar{\rho}}(\mu, \sigma) &= -\text{diag} \left( \frac{s_a^2}{2\bar{\rho}_a^3} \mathbb{E} \left[ \frac{1}{\sigma_a} \phi \left( \frac{\theta_a^* - \mu_a}{\sigma_a} \right) \right] \right)\end{aligned}$$

where  $\phi(\cdot)$  is the standard normal density.

See Section C.1 for the proof.

The  $(s_a^2/\bar{b}_t)$ -scaling explains the empirical observation in Section 4 that differences in the raw regret incurred by policies are small when the measurement variance  $s_a^2$  is small. It also lends support to the empirical observation that policy gradient suffers from vanishing gradients for long horizons and small measurement noise. The product of  $\mathbb{E} \left[ \frac{1}{\sigma_a} \phi \left( \frac{\theta_a^* - \mu_a}{\sigma_a} \right) \right]$  and  $1/\bar{\rho}_a^2$  is large for arms which are under-sampled and are close to the best arm under the posterior distribution. In addition, this dependence of the gradient on  $1/\bar{\rho}_a^2$  means that in general the gradient blows up for small sampling probabilities, which can pose a challenge when there are many treatment arms. This explains why approximate second-order methods such as Adam [71] or L-BFGS [83] are empirically more effective than vanilla SGD at optimizing the planning problem as they precondition the gradient with second-order information that also scales inversely proportional to  $\bar{\rho}_a$ , which removes this instability. Proposition 4 also suggests that adding an artificial scaling term to the remaining sampling budget, i.e., replacing  $\bar{b}_t$  with  $\alpha \bar{b}_t$  for  $\alpha > 1$ , can enhance optimization performance of gradient methods; empirically, this improves the quality of solutions when there are many arms.

Proposition 4 implies that the Hessian of the RHO objective converges to a negative-definite diagonal matrix. As the problem becomes strongly concave, it is easier to optimize the planning problem for longer horizons. This observation was originally made by Frazier and Powell [37] in the context of a single-batch problem.

**Corollary 4.** *Let  $\Delta_K^\epsilon = \Delta_K \cap \{p : p \geq \epsilon\}$  be the truncated simplex. For a fixed epoch  $t$  and state  $(\mu, \sigma)$ , there exists  $T_0(\epsilon) > 0$  such that  $\forall T - t > T_0$ ,  $\bar{\rho} \mapsto \bar{b}_t V_t^{\bar{\rho}}(\mu, \sigma)$  is strongly concave on  $\Delta_K^\epsilon$ .*

See Section C.2 for the proof. Corollary 4 suggests that gradient-based methods will quickly converge to the solution to the problem. Unlike most approximate dynamic programming methods, not only does the complexity of computing the RHO planning problem (17) remain the same as the single-batch or myopic policy as the residual horizon increases, it actually becomes more amenable for optimization under longer horizons.

Finally, we can characterize the solution of the planning problem as the residual horizon grows large  $T - t \rightarrow \infty$ . The key observation is that the expectation that appears in the gradient in Proposition 4 can be written as the partial derivative of the Thompson sampling probabilities  $\pi_a^{\text{TS}}(\mu, \sigma) := \mathbb{P}(a^* = a | \mu, \sigma)$  with respect to the means

$$\mathbb{E} \left[ \frac{1}{\sigma_a} \phi \left( \frac{\theta_a^* - \mu_a}{\sigma_a} \right) \right] = \frac{\partial}{\partial \mu_a} \left( 1 - \Phi \left( \frac{\theta_a^* - \mu_a}{\sigma_a} \right) \right) = \frac{\partial}{\partial \mu_a} \pi_a^{\text{TS}}(\mu, \sigma).$$

We denote the limiting policy as Density Thompson Sampling (DTS) or  $\pi^{\text{DTS}}$ .

**Proposition 5.** *Consider a fixed epoch  $t$  and state  $(\mu, \sigma)$ . Suppose there exists  $T_1$  such that for  $\forall T - t > T_1$ , the RHO allocation satisfies  $\rho_{t,a}(\mu, \sigma) > \epsilon$ . Then as  $T - t \rightarrow \infty$ ,*

$$\rho_{t,a}(\mu, \sigma) \rightarrow \pi_a^{\text{DTS}}(\mu, \sigma), \text{ where } \pi_a^{\text{DTS}}(\mu, \sigma) \propto s_a \left[ \frac{\partial}{\partial \mu_a} \pi_a^{\text{TS}}(\mu, \sigma) \right]^{1/2}$$

See Section C.3 for the proof. The hypothesis is necessary as we prove convergence of the solutions through the KKT conditions.

Similar to TS, DTS samples from the posterior distribution; while TS asymptotically assigns all sampling effort to the best arm, DTS does not oversample the best arm, as it is based on the gap between the second best arm. Concretely, the relative sampling proportions  $\pi_a^{\text{DTS}}/\pi_{a'}^{\text{DTS}}$  can be expressed as ratios of the ‘index’  $\mathbb{E} \left[ \frac{1}{\sigma_a} \phi \left( \frac{\theta_a^* - \mu_a}{\sigma_a} \right) \right]^{1/2}$ ; the higher the index, the more sampling effort allocated to that arm during the epoch. This index decreases at an exponential rate for *all* arms as the experiment progresses and the posterior uncertainty shrinks  $\sigma_a \rightarrow 0$ .

**Proposition 6.** *Consider a fixed state  $(\mu, \sigma)$  and suppose arms are sorted in decreasing order of their means  $\mu_1 > \mu_2 > \dots > \mu_K$ . Then we have that:*

$$\begin{cases} -\frac{(\mu_1 - \mu_2)^2}{2(\sigma_1^2 + \sigma_2^2)} & \text{top two arms } a \in 1, 2 \\ -\frac{(\mu_1 - \mu_a)^2}{2\sigma_a^2} & \text{otherwise} \end{cases} \lesssim \log \mathbb{E} \left[ \frac{1}{\sigma_a} \phi \left( \frac{\theta_a^* - \mu_a}{\sigma_a} \right) \right] \lesssim -\min_{a' \neq a} \frac{(\mu_{a'} - \mu_a)^2}{2(\sigma_a^2 + \sigma_{a'}^2)}$$

where  $\lesssim$  contains additive terms that are logarithmic in  $\min_a \sigma_a$ .

See Section C.4 for a proof. If an arm is excessively under-sampled, its index will eventually be larger than others and so sampling effort will be spread out across arms rather than concentrating on the best one. This makes DTS better suited for best-arm identification and closer to Top-Two Thompson Sampling [99].

## 6 Discussion

In this work, we use Gaussian approximations to derive an MDP framework that describes how posterior beliefs evolve under the experimenter’s sampling policy in batch experiments. With tools from optimal control and reinforcement learning, this framework guides the development of policies that can plan ahead and calibrate exploration to the size of the remaining sampling budget.

### 6.1 Related work

This paper is situated in the extensive body of work studying adaptive methods for instance-dependent pure-exploration problems. Since this literature spans multiple communities including operations research, statistics, and machine learning, we provide a necessarily abridged review centered around the following characteristic aspects of our approach.

1. Our proposed adaptive framework focuses on a small number of reallocation epochs (horizon  $T$ ). The algorithms we derive optimize instance-dependent factors that do not grow with  $T$ , which are often ignored as “constants” in the literature.
2. Using sequential Gaussian approximations, our algorithms can handle flexible batch sizes.
3. The Gaussian sequential experiment we derive is based on the admissible regime where the gaps in average rewards scale as  $\Theta(1/\sqrt{n})$ .
4. When endowed with a Gaussian prior over average rewards, the Gaussian sequential experiment gives rise to a Markov decision process with fractional measurement allocations. Our MDP is connected to previous works in simulation optimization that study problems with Gaussian observations, as well as (adaptive) Bayesian experimental design methods.

**Pure-exploration MABs and ranking & selection** The problem of identifying the top- $k$  arms out of a set of alternatives has been extensively studied in the simulation optimization and multi-armed bandit literatures. As a detailed review of this vast literature is outside the scope of the work, we refer the reader to Hong et al. [52], Chen et al. [23], Lattimore and Szepesvári [79, Ch 33.5], Russo [99, Section 1.2], and references therein for a complete review. In light of the small-horizon perspective (Point 1), we discuss these works by dividing them into two broad categories.

The first category studies fully sequential procedures and study the behavior of the problem when the number of reallocation epochs (horizon  $T$ ) is expected to be large. Several authors explicitly study the limiting regime  $T \rightarrow \infty$  [24, 25, 22, 44, 99], though the multi-armed bandit (MAB) literature primarily focuses on finite horizon guarantees. These works are often classified into two regimes: in the fixed-confidence setting [87, 34, 66, 55, 54, 68, 41, 69], the objective is to find the best arm with a fixed level of confidence using the smallest number of samples, where as the fixed budget setting [17, 10, 39, 66, 19] aims to find the best arm under a fixed sampling budget. Our setting can be viewed as a Bayesian fixed-budget problem where the sampling budget is split into fixed batches. The main conceptual difference between this paper and the above body of work is that we explicitly optimize performance for each problem instance and a fixed horizon, where “constant terms” that do not depend on the horizon  $T$  play an outsize role in determining statistical performance.

From an algorithmic viewpoint, the majority of the works in this category study sequential elimination schemes or modifications of the upper confidence bound algorithm (UCB). Our Bayesian adaptive algorithms are mostly closely related to Bayesian algorithms for best-arm identification [96, 100, 104, 99, 67]. When viewed as algorithms for the original pre-limit problem, these algorithms require a full distributional model of individual rewards, in contrast to our framework that only requires priors over average rewards as we belabored in Section 3. Empirically, we observe in Figure 2 that a simple algorithm derived from the *limiting Gaussian sequential experiment* significantly outperforms these oracle Bayesian sampling methods and these gains hold even when the batch size is small.

Most of the aforementioned works study the probability of correct selection, with notable recent exceptions that consider the Bayes simple regret [76, 9]. In this paper, we focus on the Bayes simple regret for ease of exposition, and as we believe this is the more relevant objective in practice. However, our asymptotic formulation can incorporate alternative objectives such as the probability of correct selection, and the adaptive algorithms we develop can be appropriately modified.

The second category of works develops one-step or two-step heuristics for selecting the next alternative, such as Knowledge Gradient or expected opportunity cost [48, 38, 27, 26, 50] or probability of correct selection [27]. Of particular relevance to our work is Frazier and Powell [37], who consider the problem of allocating a *single* batch of samples across several alternatives with normally distributed rewards to minimize the Bayes simple regret. Their setting is equivalent to a single-stage version of the Gaussian sequential experiment we consider. Empirically, we observe in Section 4 that our proposed planning-based policies can perform much better than these single-batch or one-step lookahead procedures.

**Batching and delayed feedback in MABs** From the perspective of handling flexible batch sizes (Point 2), several authors have adapted bandit algorithms to problems with batch evaluations and delayed feedback. In the standard exploration-exploitation MAB setting with fixed batch sizes,

Perchet et al. [94], Gao et al. [40] find that even when the number of reallocation epochs scales logarithmically or even sub-logarithmically in the total sample size, one can recover the same rates for cumulative regret as in the fully-sequential setting. Esfandiari et al. [32] show these rates can be made tighter under adaptive batch sizes, and Kalkanli and Ozgur [62], Karbasi et al. [65] show that Thompson sampling with an adaptive batch scheme also achieves rates equivalent to the fully sequential case up to similar logarithmic terms. The growing literature on bandits with delayed feedback can also be seen as a bandit problem with stochastic batch sizes [60, 47, 95, 109].

We focus on pure-exploration when the number of reallocation epochs is small compared to the total sample size. In this regard, Jun et al. [61] propose fixed confidence and fixed budget policies that obtain the top-k arms and find that the batch complexity scales logarithmically in the total sample size. Agarwal et al. [5] show that a sequential elimination policy obtains the top-k arms with fixed confidence with a number of reallocation epochs that only grows iterated logarithmically in the total sample size. Most of the policies proposed in the batched bandit literature are either sequential elimination based policies, or batch variants of Thompson Sampling that know the true reward distribution. Unlike these works, we study a limiting regime and propose Bayesian algorithms that use Gaussian approximations for the likelihoods. As we further detail in the next discussion point, the policies we derive for the Gaussian sequential experiment can be directly applied to the original pre-limit problem, and can thus handle any batch size flexibly. Empirically, our methods outperform standard batch methods across a range of settings, as we outline in Figure 2 and further expand in Section 4.

**Asymptotics in bandits and Gaussian approximations** Bhat et al. [14] study optimal experimental design for binary treatments, under a linear specification for treatments and covariates. Their approach has philosophical similarities to ours, which optimizes a final stage outcome by using DP methods to sequentially assign treatments to subjects. They analyze an fully online version of the problem where subjects arrive stochastically and the experimenter sequentially allocates them to the treatment or control group. They balance covariates in the two groups to minimize the variance of the OLS estimator at the end of the experiment; when covariates are drawn i.i.d. from an elliptical distribution, they show the dimensionality of the DP collapses. Recently, Xiong et al. [115] consider a similar problem for panel data, maximizing the precision of a generalized least squares (GLS) estimator of the treatment effect. On the other hand, our DP crystallizes how the adaptive experimentation problem simplifies in the large-batch approximation; our formulation relies on Bayesian posterior beliefs over *average rewards*, rather than an estimate of the uncertainty. We consider multiple treatment arms where an effective adaptive design must sample strategically to reduce uncertainty for treatments which are likely to be the best one.

Our work is also connected to recent works that use Gaussian approximations for statistical inference on data produced by bandit policies [49, 86, 85]. Our work is most related to Zhang et al. [116] who derive inferential procedures based on Gaussian approximations in a batched bandit setting. They construct a modified ordinary least squares (OLS) estimator and show asymptotic normality as the batch size grows large. Although our setting does not feature any contextual information, we similarly consider a fixed horizon experiment with batches and our main asymptotic result considers the regime where the batch size grows large while the horizon remains fixed. In this regard, we show that asymptotic approximations used for inference are also highly effective in guiding adaptive experimentation procedures. However, unlike their work, we are able to derive our result without assuming that the propensity scores are bounded from below or clipped.

Concurrent and independent to the present paper, Hirano and Porter [51] consider data produced from a parametric model and derive Gaussian approximations for batched data produced by adaptive sampling policies. Their work extends the classical framework of local asymptotic normality of parametric models [108] to adaptive data. On the other hand, we do not assume a parametric model over the reward distribution and instead derive Gaussian limits over *average rewards*. The two approaches are complementary: we focus on deriving a formulation on which modern computational tools can be used to derive new Bayesian batch adaptive sampling policies, whereas Hirano and Porter [51] study power calculations and inferential questions.

There is a nascent literature on deriving diffusion limits for bandit policies [63, 110, 35, 2, 7]. These works typically let the number of reallocation epochs grow to infinity, while scaling down the gaps in average rewards like in our setting (Point 3). Wager and Xu [110] consider any Markovian policy, and Fan and Glynn [35] study Thompson sampling with extensions to batched settings where the batch size is small compared to the number of reallocation epochs. Kalvit and Zeevi [63] find a sharp discrepancy between the behavior of UCB and Thompson Sampling in a related regime. Adusumilli [2] considers an arbitrary Bayesian policy and derive an HJB equation for the optimal policy in the limit, which can be solved by PDE methods. Araman and Caldentey [7] consider a sequential testing environment with two hypotheses involving experiments that arrive according to an exogenous Poisson process. They derive diffusion process approximations in the limit as intensity of arrivals grows large and the informativeness of experiments shrinks.

In contrast, our diffusion limit is motivated by the practical difficulty of reallocating sampling effort and we consider a *fixed* number of reallocation epochs. Our formulation is derived by letting the batch size  $n$  grow large, while scaling down the difference in average rewards as  $\Theta(1/\sqrt{n})$ . This setting is particularly appropriate for modeling experimentation on online platforms that deal with many units and interventions with small treatment effects. Unlike the above line of work that study limiting diffusion processes, our limiting process is a discrete time MDP which allows us to use approximate DP methods to develop new adaptive experimentation policies.

**Gaussian observations and priors** Several research communities have taken interest in sequential decision-making problems with Gaussian observations and priors due to its tractability. While the algorithmic connections are salient as we discuss shortly, these literatures do not provide formal justifications of normality unlike the present work, although we have found some nice heuristic discussions (e.g., see Kim and Nelson [70, Section 3.1]). Another key difference between our asymptotic framework and others is that we consider normal distributions over the gaps between *average rewards*, rather than individual rewards (Point 4).

Taking a decision-theoretic framework in problems with Gaussian observations, a number of authors [48, 27, 37] have studied simple settings that yield an exact solution, e.g., when there is a single measurement. While the formal settings are different, the spirit of our algorithmic development is similar to these approaches which heuristically extend the solution derived in the simple setting to build adaptive policies. Our use of the Gaussian sequential experiment to improve statistical power appears new; a similar Gaussian MDP problem has been recently studied in the context of robust control [90] and attention allocation [81]. Most recently, Liu et al. [84] provide bounds on the cumulative regret of a Bayesian agent that maintains a misspecified Gaussian posterior state in a (fully sequential) Bernoulli reward environment.

The Bayesian optimization literature uses Gaussian processes to model the world. Many authors have proposed acquisition functions for batch evaluations [42, 103, 111, 45, 114] and some

derive regret bounds for batched versions UCB and Thompson sampling in Gaussian process environments [29, 31, 64]. The primary focus of this literature is problems with a continuous set of arms. In contrast, we focus on the allocation of measurement effort over a finite number of arms under limited statistical power, and our setting is characterized by limited extrapolation between arms and a fixed, finite exploration horizon. Our approach of using a MDP for posterior beliefs to design non-myopic adaptive experimentation policies conceptually builds on works that design non-myopic acquisition functions for Bayesian optimization [46, 56, 78, 57, 8].

As our methods maximize an expected utility function, it is conceptually related to Bayesian experimental design methods [20, 101, 36]. Instead of optimizing expected information gain (EIG), we minimize expected simple regret at the terminal period, a more tractable objective. In particular, we consider policy gradient based methods to guide the experimental design similar to the works [36, 59]. But unlike these works, the methods we consider at the end of Section 3.1 use *pathwise* policy gradients of the value function enabled by the reparameterization trick for Gaussian random vectors [72]. This is in contrast with the score function or REINFORCE gradient estimator [112] commonly used in reinforcement learning, which is known to have higher variance and is difficult to apply in continuous state and action settings. Our method allows us to use standard auto-differentiation frameworks to compute exact gradients of the value function without having to fit the value function or the model separately, as is required for other RL methods such as Deep Deterministic Policy Gradient [82]. While the reparameterization trick has been used before to maximize one-step or two-step acquisition functions in Bayesian optimization (e.g. [113, 114, 12]), our work differs in that we compute pathwise gradients of entire sample paths with respect to sampling *allocations*, and use these gradients to optimize sampling policies.

## 6.2 Extensions

In practice, the experimenter often needs to trade multiple objectives and constraints beyond identifying the treatment with the highest average reward. For example, the experimenter may want to identify the top two or three treatments and then later run a static A/B test to obtain statistical significance. Alternatively, she may want to minimize the regret incurred during the experiment and quickly eliminate treatment arms that are detrimental to sample participants. In some cases, she may constrain sampling probabilities to be above a threshold for downstream inferential procedures. Treatments typically impact multiple rewards/outcomes, in which case there may no longer be a ‘best’ treatment arm and the experimenter may instead be interested in identifying treatments that perform well across all dimensions.

Since our framework is optimization-based, these objectives and constraints can be easily incorporated into the policy by modifying the planning problem (18). Adding such modifications guarantees that performance will always improve over any static design across any time horizon as in Proposition 2. One can contrast this with standard adaptive policies such as Thompson Sampling or Successive Elimination, for which one may have to make drastic and ad-hoc changes to the policy to accomodate additional features, without any guarantees of performance.

To illustrate, consider an experimenter who wants to minimize a combination of Bayesian simple regret among the top-5 arms and a negative entropy penalty (to encourage sampling all arms), while imposing a linear constraint on the sampling probabilities. For example, in a pricing experiment where each arm corresponds to a different price, this could be a constraint on the average price shown to users. Rather than optimizing the value function  $\mathbb{E}_t[\max_a \mu_{T,a}]$ , through similar arguments

as in Lemma 2 one can show that the RHO problem can be reduced to:

$$\underset{\bar{\rho} \in \Delta_K}{\text{maximize}} \left\{ V_t^{\bar{\rho}}(\mu_t, \sigma_t) = \mathbb{E}_t [\text{top-5}(\mu_T)] + \lambda H(\bar{\rho}) : r^\top \bar{\rho} \leq \bar{r} \right\},$$

where  $r \in \mathbb{R}^K$ ,  $\bar{r} \in \mathbb{R}$ , top- $k$  sums the values of the top  $k$  entries of an input vector,  $H(\bar{\rho}) = \sum_a \bar{\rho}_a \log \bar{\rho}_a$  is the entropy function, and  $\lambda$  is a parameter calibrating the tradeoff between simple regret and the entropy penalty. Although top- $k$  is non-differentiable, there exist reliable differentiable surrogates [6, 15] that allow the use of stochastic gradient methods to solve the planning problem. The strong empirical performance of our iterative planning approach suggests that our framework can reliably guide adaptive experimental design across the varied demands of modern large-scale experiments.

## References

- [1] M. Abadi, A. Agarwal, P. Barham, E. Brevdo, Z. Chen, C. Citro, G. S. Corrado, A. Davis, J. Dean, M. Devin, S. Ghemawat, I. Goodfellow, A. Harp, G. Irving, M. Isard, Y. Jia, R. Jozefowicz, L. Kaiser, M. Kudlur, J. Levenberg, D. Mané, R. Monga, S. Moore, D. Murray, C. Olah, M. Schuster, J. Shlens, B. Steiner, I. Sutskever, K. Talwar, P. Tucker, V. Vanhoucke, V. Vasudevan, F. Viégas, O. Vinyals, P. Warden, M. Wattenberg, M. Wicke, Y. Yu, and X. Zheng. TensorFlow: Large-scale machine learning on heterogeneous systems, 2015. URL <https://www.tensorflow.org/>. Software available from tensorflow.org.
- [2] K. Adusumilli. Risk and optimal policies in bandit experiments. *arXiv:2112.06363 [econ.EM]*, 2021.
- [3] A. Agarwal, S. Bird, M. Cozowicz, L. Hoang, J. Langford, S. Lee, J. Li, D. Melamed, G. Oshri, O. Ribas, S. Sen, and A. Slivkins. Making contextual decisions with low technical debt. *arXiv:1606.03966 [cs.LG]*, 2016.
- [4] A. Agarwal, S. Bird, M. Cozowicz, L. Hoang, J. Langford, S. Lee, J. Li, D. Melamed, G. Oshri, O. Ribas, et al. Making contextual decisions with low technical debt. *arXiv preprint arXiv:1606.03966*, 2016.
- [5] A. Agarwal, S. Agarwal, S. Assadi, and S. Khanna. Learning with limited rounds of adaptivity: Coin tossing, multi-armed bandits, and ranking from pairwise comparisons. In *Proceedings of the Thirtieth Annual Conference on Computational Learning Theory*, pages 39–75. PMLR, 2017.
- [6] B. Amos, V. Koltun, , and J. Z. Kolter. The limited multi-label projection layer. *arXiv:1906.08707 [cs.LG]*, 2019. URL <http://arxiv.org/abs/1906.08707>.
- [7] V. F. Araman and R. Caldentey. Diffusion approximations for a class of sequential experimentation problems. *Management Science*, 68(8):5958–5979, 2022.
- [8] R. Astudillo, D. Jiang, M. Balandat, E. Bakshy, and P. Frazier. Multi-step budgeted bayesian optimization with unknown evaluation costs. *Advances in Neural Information Processing Systems 21*, 2021.

- [9] A. Atsidakou, S. Katariya, S. Sanghavi, and B. Kveton. Bayesian fixed-budget best-arm identification. *arXiv:2211.08572 [cs.LG]*, 2022.
- [10] J.-Y. Audibert, S. Bubeck, and R. Munos. Best arm identification in multi-armed bandits. In *Proceedings of the Twenty Third Annual Conference on Computational Learning Theory*, pages 41–53, 2010.
- [11] E. Bakshy, L. Dworkin, B. Karrer, K. Kashin, B. Letham, A. Murthy, and S. Singh. Ae: A domain-agnostic platform for adaptive experimentation. In *Neural Information Processing Systems Workshop on Systems for Machine Learning*, pages 1–8, 2018.
- [12] M. Balandat, B. Karrer, D. R. Jiang, S. Daulton, B. Letham, A. G. Wilson, and E. Bakshy. Botorch: A framework for efficient monte-carlo bayesian optimization. In *Advances in Neural Information Processing Systems 20*, 2020.
- [13] D. Bertsekas. *Dynamic programming and optimal control: Volume I*, volume 1. Athena scientific, 2012.
- [14] N. Bhat, V. F. Farias, C. C. Moallemi, and D. Sinha. Near-optimal a-b testing. *Management Science*, 66(10):4359–4919, 2020.
- [15] M. Blondel, O. Teboul, Q. Berthet, and J. Djolonga. Fast differentiable sorting and ranking. In *Proceedings of the 37th International Conference on Machine Learning*, 2020.
- [16] S. Bubeck and N. Cesa-Bianchi. Regret analysis of stochastic and nonstochastic multi-armed bandit problems. *Foundations and Trends in Machine Learning*, 5(1):1–122, 2012.
- [17] S. Bubeck, R. Munos, and G. Stoltz. Pure exploration in multi-armed bandits problems. In *International Conference on Algorithmic Learning Theory*, pages 23–37. Springer, 2009.
- [18] K. S. Button, J. Ioannidis, C. Mokrysz, B. A. Nosek, J. Flint, E. S. Robinson, and M. R. Munafò. Power failure: why small sample size undermines the reliability of neuroscience. *Nature Reviews Neuroscience*, 14(5):365–376, 2013.
- [19] A. Carpentier and A. Locatelli. Tight (lower) bounds for the fixed budget best arm identification bandit problem. In *Proceedings of the Twenty Ninth Annual Conference on Computational Learning Theory*, pages 590–604. PMLR, 2016.
- [20] K. Chaloner and I. Verdinelli. Bayesian experimental design: A review. *Statistical Science*, 10(3):273–304, 1995.
- [21] S. Chatterjee and E. Meckes. Multivariate normal approximation using exchangeable pairs. *arXiv:0701464 [math.PR]*, 2008.
- [22] C.-H. Chen, J. Lin, E. Yucesan, and S. E. Chick. Simulation budget allocation for further enhancing the efficiency of ordinal optimization. *Discrete Event Dynamic Systems*, 10:251–270, 2000.
- [23] C.-H. Chen, S. E. Chick, L. H. Lee, and N. A. Pujowidianto. Ranking and selection: efficient simulation budget allocation. *Handbook of Simulation Optimization*, pages 45–80, 2015.
- [24] H. Chernoff. Sequential design of experiments. *Annals of Mathematical Statistics*, 30(3):

755–770, 1959.

- [25] H. Chernoff. Approaches in sequential design of experiments. Technical report, STANFORD UNIV CA DEPT OF STATISTICS, 1973.
- [26] S. E. Chick and K. Inoue. New two-stage and sequential procedures for selecting the best simulated system. *Operations Research*, 49(5):732–743, 2001.
- [27] S. E. Chick, J. Branke, and C. Schmidt. Sequential sampling to myopically maximize the expected value of information. *INFORMS Journal on Computing*, 22(1):71–80, 2010.
- [28] S.-C. Chow and M. Chang. Adaptive design methods in clinical trials - a review. *Orphanet Journal of Rare Diseases*, 3(11), 2008.
- [29] E. Contal, D. Buffoni, A. Robicquet, and N. Vayatis. Parallel gaussian process optimization with upper confidence bound and pure exploration. In *Joint European Conference on Machine Learning and Knowledge Discovery in Databases*, pages 225–240. Springer, 2013.
- [30] E. Czibor, D. Jimenez-Gomez, and J. A. List. The dozen things experimental economists should do (more of). *Southern Economic Journal*, 86(2):371–432, 2019.
- [31] T. Desautels, A. Krause, and J. W. Burdick. Parallelizing exploration-exploitation tradeoffs in gaussian process bandit optimization. *Journal of Machine Learning Research*, 15:3873–3923, 2014.
- [32] H. Esfandiari, A. Karbasi, A. Mehrabian, and V. Mirrokni. Regret bounds for batched bandits. In *Proceedings of the Thirty-Eighth AAAI Conference on Artificial Intelligence*, volume 35, pages 7340–7348, 2021.
- [33] B. Esposito and A. Sautmann. Adaptive experiments for policy choice: Phone calls for home reading in kenya. *World Bank Policy Research Working Paper WPS10098*, 2022.
- [34] E. Even-Dar, S. Mannor, and Y. Mansour. Action elimination and stopping conditions for the multi-armed bandit and reinforcement learning problems. *Journal of Machine Learning Research*, 7:1079–1105, 2006.
- [35] L. Fan and P. W. Glynn. Diffusion approximations for thompson sampling. *arXiv:2105.09232 [cs.LG]*, 2021.
- [36] A. Foster, D. R. Ivanova, I. Malik, and T. Rainforth. Deep adaptive design: Amortizing sequential bayesian experimental design. In *Proceedings of the 38th International Conference on Machine Learning*, 2021.
- [37] P. I. Frazier and W. B. Powell. Paradoxes in learning and the marginal value of information. *Decision Analysis*, 7(4):378–403, 2010.
- [38] P. I. Frazier, W. B. Powell, and S. Dayanik. A knowledge-gradient policy for sequential information collection. *SIAM Journal on Control and Optimization*, 47(5):2410–2439, 2008. doi: 10.1137/070693424.
- [39] V. Gabillon, M. Ghavamzadeh, and A. Lazaric. Best arm identification: A unified approach to fixed budget and fixed confidence. In *Advances in Neural Information Processing Systems*

12, volume 25, 2012.

- [40] Z. Gao, Y. Han, Z. Ren, and Z. Zhou. Batched multi-armed bandits problem. *Advances in Neural Information Processing Systems 19*, 2019.
- [41] A. Garivier and E. Kaufmann. Optimal best arm identification with fixed confidence. In *Conference on Learning Theory*, pages 998–1027. PMLR, 2016.
- [42] D. Ginsbourger, R. L. Riche, and L. Carraro. A multi-points criterion for deterministic parallel global optimization based on gaussian processes. Technical Report HAL-00260579, 2008.
- [43] X. Glorot, A. Bordes, and Y. Bengio. Deep sparse rectifier neural networks. In *Proceedings of the 14th International Conference on Artificial Intelligence and Statistics*, pages 315–323, 2011.
- [44] P. W. Glynn and S. Juneja. A large deviations perspective on ordinal optimization. In *Proceedings of the 2004 Winter Simulation Conference*, pages 577–586. IEEE, 2004.
- [45] J. Gonzalez, Z. Dai, P. Hennig, and N. Lawrence. Batch bayesian optimization via local penalization. In *Proceedings of the 19th International Conference on Artificial Intelligence and Statistics*, 2016.
- [46] J. Gonzalez, M. Osborne, and N. Lawrence. Glasses: Relieving the myopia of bayesian optimisation. In *Proceedings of the 19th International Conference on Artificial Intelligence and Statistics*, 2016.
- [47] A. Grover, T. Markov, P. Attia, N. Jin, N. Perkins, B. Cheong, M. Chen, Z. Yang, S. Harris, W. Chueh, and S. Ermon. Best arm identification in multi-armed bandits with delayed feedback. In *Proceedings of the 21st International Conference on Artificial Intelligence and Statistics*, pages 833–842. PMLR, 2018.
- [48] S. S. Gupta and K. J. Miescke. Bayesian look ahead one-stage sampling allocations for selection of the best population. *Journal of Statistical Planning and Inference*, 54(2):229–244, 1996.
- [49] V. Hadad, D. A. Hirshberg, R. Zhan, S. Wager, and S. Athey. Confidence intervals for policy evaluation in adaptive experiments. *Proceedings of the National Academy of Sciences*, 118(15):e2014602118, 2021.
- [50] D. He, S. E. Chick, , and C.-H. Chen. Opportunity cost and ocba selection procedures in ordinal optimization for a fixed number of alternative systems. *IEEE Transactions on Systems, Man, and Cybernetics, Part C (Applications and Reviews)*, 37(5):951–961, 2007.
- [51] K. Hirano and J. R. Porter. Asymptotic representations for sequential decisions, adaptive experiments, and batched bandits. *arXiv:2302.03117 [econ.EM]*, 2023. URL <https://arxiv.org/abs/2302.03117>.
- [52] L. J. Hong, B. L. Nelson, and J. Xu. Discrete optimization via simulation. In *Handbook of Simulation Optimization*, pages 9–44. Springer, 2015.

- [53] G. Imbens and D. Rubin. *Causal Inference for Statistics, Social, and Biomedical Sciences*. Cambridge University Press, 2015.
- [54] K. Jamieson and R. Nowak. Best-arm identification algorithms for multi-armed bandits in the fixed confidence setting. In *2014 48th Annual Conference on Information Sciences and Systems (CISS)*, pages 1–6. IEEE, 2014.
- [55] K. Jamieson, M. Malloy, R. Nowak, and S. Bubeck. lil ucb : An optimal exploration algorithm for multi-armed bandits. In *Proceedings of the Twenty Seventh Annual Conference on Computational Learning Theory*, pages 423–439. PMLR, 2014.
- [56] S. Jiang, H. Chai, J. González, and R. Garnett. Binoculars for efficient, nonmyopic sequential experimental design. In *Proceedings of the 37th International Conference on Machine Learning*, 2020.
- [57] S. Jiang, D. Jiang, M. Balandat, B. Karrer, J. Gardner, and R. Garnett. Efficient nonmyopic bayesian optimization via one-shot multi-step trees. In *Advances in Neural Information Processing Systems 20*, 2020.
- [58] S. Jobjörnsson, H. Schaak, O. Musshoff, and T. Friede. Improving the statistical power of economic experiments using adaptive designs. *Experimental Economics*, 2022.
- [59] M. Jörke, J. Lee, and E. Brunskill. Simple regret minimization for contextual bandits using bayesian optimal experimental design. In *ICML2022 Workshop on Adaptive Experimental Design and Active Learning in the Real World*, 2022.
- [60] P. Joulani, A. Gyorgy, and C. Szepesvári. Online learning under delayed feedback. In *Proceedings of the 30th International Conference on Machine Learning*, pages 1453–1461. PMLR, 2013.
- [61] K.-S. Jun, K. Jamieson, R. Nowak, and X. Zhu. Top arm identification in multi-armed bandits with batch arm pulls. In *Proceedings of the 19th International Conference on Artificial Intelligence and Statistics*, pages 139–148. PMLR, 2016.
- [62] C. Kalkanli and A. Ozgur. Batched thompson sampling. In *Advances in Neural Information Processing Systems 32*, 2021.
- [63] A. Kalvit and A. Zeevi. A closer look at the worst-case behavior of multi-armed bandit algorithms. In *Advances in Neural Information Processing Systems 32*, 2021.
- [64] K. Kandasamy, A. Krishnamurthy, J. Schneider, and B. Póczos. Parallelised bayesian optimisation via thompson sampling. In *Proceedings of the 21st International Conference on Artificial Intelligence and Statistics*, volume 84, pages 133–142, 2018.
- [65] A. Karbasi, V. Mirrokni, and M. Shadravan. Parallelizing thompson sampling. In *Advances in Neural Information Processing Systems 21*, volume 34, 2021.
- [66] Z. Karnin, T. Koren, and O. Somekh. Almost optimal exploration in multi-armed bandits. In *Proceedings of the 30th International Conference on Machine Learning*, pages 1238–1246, 2013.

- [67] M. Kasy and A. Sautmann. Adaptive treatment assignment in experiments for policy choice. *Econometrica*, 89(1):113–132, 2021.
- [68] E. Kaufmann and S. Kalyanakrishnan. Information complexity in bandit subset selection. In *Proceedings of the Twenty Sixth Annual Conference on Computational Learning Theory*, pages 228–251. PMLR, 2013.
- [69] E. Kaufmann, O. Cappé, and A. Garivier. On the complexity of best-arm identification in multi-armed bandit models. *Journal of Machine Learning Research*, 17(1):1–42, 2016.
- [70] S.-H. Kim and B. L. Nelson. Recent advances in ranking and selection. In *Proceedings of the 2007 Winter Simulation Conference*, 2007.
- [71] D. P. Kingma and J. Ba. Adam: A method for stochastic optimization. In *Proceedings of the Third International Conference on Learning Representations*, 2015.
- [72] D. P. Kingma and M. Welling. Auto-encoding variational bayes, 2014.
- [73] R. Kohavi, R. Longbotham, D. Sommerfield, and R. M. Henne. Controlled experiments on the web: survey and practical guide. *Data Mining and Knowledge Discovery*, 18(1):140–181, 2009.
- [74] R. Kohavi, A. Deng, B. Frasca, R. Longbotham, T. Walker, and Y. Xu. Trustworthy online controlled experiments: Five puzzling outcomes explained. In *Proceedings of the 18th ACM SIGKDD International Conference on Knowledge Discovery and Data Mining*, pages 786–794, 2012.
- [75] R. Kohavi, A. Deng, B. Frasca, T. Walker, Y. Xu, and N. Pohlmann. Online controlled experiments at large scale. In *Proceedings of the 19th ACM SIGKDD International Conference on Knowledge Discovery and Data Mining*, pages 1168–1176, 2013.
- [76] J. Komiyama, K. Ariu, M. Kato, and C. Qin. Optimal simple regret in bayesian best arm identification. *arXiv:2111.09885 [cs.LG]*, 2021.
- [77] T. L. Lai and H. Robbins. Asymptotically efficient adaptive allocation rules. *Advances in Applied Mathematics*, 6:4–22, 1985.
- [78] R. R. Lam, K. E. Willcox, and D. H. Wolpert. Bayesian optimization with a finite budget: an approximate dynamic programming approach. In *Advances in Neural Information Processing Systems 16*, 2016.
- [79] T. Lattimore and C. Szepesvári. *Bandit algorithms*. Cambridge, 2019.
- [80] L. Le Cam and G. L. Yang. *Asymptotics in Statistics: Some Basic Concepts*. Springer, 2000.
- [81] A. Liang, X. Mu, and V. Syrgkanis. Dynamically aggregating diverse information. *Econometrica*, 90(1):47–80, 2022.
- [82] T. P. Lillicrap, J. J. Hunt, A. Pritzel, N. Heess, T. Erez, Y. Tassa, D. Silver, and D. Wierstra. Continuous control with deep reinforcement learning. In *Proceedings of the Fourth International Conference on Learning Representations*, 2016.

- [83] D. Liu and J. Nocedal. On the limited memory BFGS method for large scale optimization. *Mathematical Programming*, 45(1):503–528, 1989.
- [84] Y. Liu, A. M. Devraj, B. Van Roy, and K. Xu. Gaussian imagination in bandit learning. *arXiv:2201.01902 [cs.LG]*, 2022.
- [85] A. R. Luedtke and M. J. v. d. Laan. Parametric-rate inference for one-sided differentiable parameters. *Journal of the American Statistical Association*, 113(522):780–788, 2018.
- [86] A. R. Luedtke and M. J. van der Laan. Super-learning of an optimal dynamic treatment rule. *International Journal of Biostatistics*, 12(1):305–332, 2016.
- [87] S. Mannor and J. N. Tsitsiklis. The sample complexity of exploration in the multi-armed bandit problem. *Journal of Machine Learning Research*, 5(Jun):623–648, 2004.
- [88] E. Meckes. On stein’s method for multivariate normal approximation. *High dimensional probability V: the Luminy volume*, 5:153–178, 2009.
- [89] M. W. Meckes. Gaussian marginals of convex bodies with symmetries. *Beitrage zur Algebra und Geometrie*, 50(1):101–118, 2009.
- [90] M. I. Müller, P. E. Valenzuela, A. Proutiere, and C. R. Rojas. A stochastic multi-armed bandit approach to nonparametric  $h_\infty$ -norm estimation. In *56th IEEE Conference on Decisions and Control*, pages 4632–4637. IEEE, 2017.
- [91] H. Namkoong, S. Daulton, and E. Bakshy. Distilled thompson sampling: Practical and efficient thompson sampling via imitation learning. *arXiv:2011.14266 [cs.LG]*, 2020.
- [92] M. Offer-Westort, A. Coppock, and D. P. Green. Adaptive experimental design: Prospects and applications in political science. *SSRN 3364402*, 2020. URL <http://dx.doi.org/10.2139/ssrn.3364402>.
- [93] A. Paszke, S. Gross, F. Massa, A. Lerer, J. Bradbury, G. Chanan, T. Killeen, Z. Lin, N. Gimeshein, L. Antiga, A. Desmaison, A. Kopf, E. Yang, Z. DeVito, M. Raison, A. Tejani, S. Chilamkurthy, B. Steiner, L. Fang, J. Bai, and S. Chintala. Pytorch: An imperative style, high-performance deep learning library. In *Advances in Neural Information Processing Systems 32*, 2019.
- [94] V. Perchet, P. Rigollet, S. Chassang, and E. Snowberg. Batched bandit problems. *Annals of Statistics*, 44(2):660–681, 2016.
- [95] C. Pike-Burke, S. Agrawal, C. Szepesvari, and S. Grunewalder. Bandits with delayed, aggregated anonymous feedback. In *Proceedings of the 35th International Conference on Machine Learning*, pages 4105–4113. PMLR, 2018.
- [96] C. Qin, D. Klabjan, and D. Russo. Improving the expected improvement algorithm. In *Advances in Neural Information Processing Systems 17*, 2017.
- [97] H. Robbins. Some aspects of the sequential design of experiments. *Bulletin American Mathematical Society*, 55:527–535, 1952.
- [98] R. T. Rockafellar and R. J. B. Wets. *Variational Analysis*. Springer, New York, 1998.

- [99] D. Russo. Simple bayesian algorithms for best-arm identification. *Operations Research*, 68(6):1625–1647, 2020.
- [100] D. J. Russo, B. Van Roy, A. Kazerouni, I. Osband, and Z. Wen. A tutorial on thompson sampling. *Foundations and Trends® in Machine Learning*, 11(1):1–96, 2018.
- [101] E. G. Ryan, C. C. Drovandi, J. M. McGree, and A. N. Pettitt. A review of modern computational algorithms for bayesian optimal design. *International Statistics Review*, 84(1):128–154, 2016.
- [102] D. Sculley, G. Holt, D. Golovin, E. Davydov, T. Phillips, D. Ebner, V. Chaudhary, M. Young, J.-F. Crespo, and D. Dennison. Hidden technical debt in machine learning systems. In *Advances in Neural Information Processing Systems 28*, pages 2503–2511, 2015.
- [103] A. Shah and Z. Ghahramani. Parallel predictive entropy search for batch global optimization of expensive objective functions. In *Advances in Neural Information Processing Systems 15*, 2015.
- [104] X. Shang, R. de Heide, P. Menard, E. Kaufmann, and M. Valko. Fixed-confidence guarantees for bayesian best-arm identification. In S. Chiappa and R. Calandra, editors, *Proceedings of the 23rd International Conference on Artificial Intelligence and Statistics*, volume 108 of *Proceedings of Machine Learning Research*, pages 1823–1832. PMLR, 26–28 Aug 2020.
- [105] A. Slivkins. Introduction to multi-armed bandits. *arXiv:1904.07272 [cs.LG]*, 2019.
- [106] R. S. Sutton and A. G. Barto. *Reinforcement learning: An introduction*. MIT press, 2018.
- [107] W. R. Thompson. On the likelihood that one unknown probability exceeds another in view of the evidence of two samples. *Biometrika*, 25(3-4):285–294, 1933.
- [108] A. W. van der Vaart. *Asymptotic Statistics*. Cambridge Series in Statistical and Probabilistic Mathematics. Cambridge University Press, 1998.
- [109] C. Vernade, A. Carpentier, T. Lattimore, G. Zappella, B. Ermiş, and M. Brueckner. Linear bandits with stochastic delayed feedback. In *Proceedings of the 37th International Conference on Machine Learning*, pages 9712–9721. PMLR, 2020.
- [110] S. Wager and K. Xu. Diffusion asymptotics for sequential experiments. *arXiv:2101.09855 [math.ST]*, 2021.
- [111] Z. Wang, C. Gehring, P. Kohli, and S. Jegelka. Batched large-scale bayesian optimization in high-dimensional spaces. In *Proceedings of the 21st International Conference on Artificial Intelligence and Statistics*, pages 745–754. PMLR, 2018.
- [112] R. J. Williams. Simple statistical gradient-following algorithms for connectionist reinforcement learning. *Machine Learning*, 8:229–256, 1992.
- [113] J. T. Wilson, F. Hutter, and M. P. Deisenroth. Maximizing acquisition functions for bayesian optimization. In *Advances in Neural Information Processing Systems 18*, 2018.
- [114] J. Wu and P. I. Frazier. Practical two-step look-ahead bayesian optimization. In *Advances in Neural Information Processing Systems 19*, 2019.

- [115] R. Xiong, S. Athey, M. Bayati, and G. W. Imbens. Optimal experimental design for staggered rollouts. *SSRN 3483934*, 2023. URL <https://dx.doi.org/10.2139/ssrn.3483934>.
- [116] K. Zhang, L. Janson, and S. Murphy. Inference for batched bandits. *Advances in Neural Information Processing Systems 20*, 33:9818–9829, 2020.

## A Derivations of Gaussian sequential experiment

### A.1 Proof of Theorem 1

Let  $s_{t,a}^2 := s_a^2/b_t$  be the rescaled measurement variance. Recall the Gaussian sequential experiment given in Definition 1: for all  $0 < t \leq T-1$

$$G_0 \sim N(h\pi_0, \Sigma_0), \quad G_t|G_{t-1}, \dots, G_0 \sim N(h\pi_t(G_1, \dots, G_{t-1}), \Sigma_t)$$

where  $\Sigma_t = \text{diag}(s_{t,a}^2 \pi_{t,a}(G_1, \dots, G_{t-1}))$  and  $\Sigma_0 = \text{diag}(s_{t,a}^2 \pi_{0,a})$ .

**Induction** We use an inductive argument to prove the weak convergence (3) for a policy  $\pi$  and reward process  $R_{a,t}$  satisfying Assumptions A, B. For the base case, let  $I_0 := \{a \in [K] : \pi_{0,a} > 0\}$  denote the arms with a positive propensity score (this is a deterministic set). For the arms not in  $I_0$ ,  $\sqrt{n}\bar{R}_0^n = 0 = N(h_a\pi_{0,a}, s_{t,a}^2\pi_{0,a})$ . For the remaining arms, by the Lindeberg CLT, we have that  $\sqrt{n}\bar{R}_0^n \xrightarrow{d} N(\pi_0 h, \Sigma_0)$ .

Next, suppose

$$(\sqrt{n}\bar{R}_0^n, \dots, \sqrt{n}\bar{R}_t^n) \xrightarrow{d} (G_0, \dots, G_t). \quad (21)$$

To show weak convergence to  $G_{t+1}$ , it is sufficient to show

$$\mathbb{E}[f(\sqrt{n}\bar{R}_0^n, \dots, \sqrt{n}\bar{R}_{t+1}^n)] \rightarrow \mathbb{E}[f(G_0, \dots, G_{t+1})] \quad \text{for any bounded Lipschitz function } f \quad (22)$$

Fixing a bounded Lipschitz  $f$ , assume without loss of generality that

$$\sup_{x,y \in \mathbb{R}^{(t+1) \times K}} |f(x) - f(y)| \leq 1 \quad \text{and} \quad f \in \text{Lip}(\mathbb{R}^{(t+1) \times K}).$$

We first set up some basic notation. For any  $r_{0:t} \in \mathbb{R}^{(t+1) \times K}$ , define the conditional expectation operator on a random variable  $W$

$$\mathbb{E}_{r_{0:t}}[W] := \mathbb{E} \left[ W \middle| \sqrt{n} \{ \bar{R}_s^n \}_{s=0}^t = r_{0:t} \right].$$

Then, conditional on realizations of previous estimators up to time  $t$ , we define a shorthand for the conditional expectation of  $f$  and its limiting counterpart. Suppressing the dependence on  $f$ , let  $g_n, g : \mathbb{R}^{t \times K} \rightarrow \mathbb{R}$  be

$$\begin{aligned} g_n(r_{0:t}) &:= \mathbb{E}_{r_{0:t}} [f(\sqrt{n}\bar{R}_0^n, \dots, \sqrt{n}\bar{R}_t^n, \sqrt{n}\bar{R}_{t+1}^n)] = \mathbb{E} [f(r_{0:t}, \sqrt{n}\bar{R}_{t+1}^n)] \\ g(r_{0:t}) &:= \mathbb{E}_{r_{0:t}} \left[ f \left( \sqrt{n}\bar{R}_0^n, \dots, \sqrt{n}\bar{R}_t^n, \Sigma_{t+1}^{1/2}(r_{0:t})Z + h\pi_{t+1}(r_{0:t}) \right) \right] \\ &= \mathbb{E} \left[ f \left( r_{0:t}, \Sigma_{t+1}^{1/2}(r_{0:t})Z + h\pi_{t+1}(r_{0:t}) \right) \right] \end{aligned} \quad (23)$$

where  $Z \sim N(0, I)$  and the conditional covariance is determined by the allocation  $\pi_{t+1,a}(r_{0:t})$

$$\Sigma_{t+1}(r_{0:t}) := \text{diag}(\pi_{t+1,a}(r_{0:t})s_{t+1,a}^2). \quad (24)$$

Conditional on the history  $r_{0:t}$ ,  $\sqrt{n}\bar{R}_{t+1}^n$  depends on  $r_{0:t}$  only through the propensity scores  $\pi_{t+1,a}(r_{0:t})$ .

To show the weak convergence (22), decompose the difference between  $\mathbb{E}[f(\sqrt{n}\bar{R}_0^n, \dots, \sqrt{n}\bar{R}_t^n)]$  and  $\mathbb{E}[f(G_0, \dots, G_t)]$  in terms of  $g_n$  and  $g$

$$|\mathbb{E}[f(\sqrt{n}\bar{R}_0^n, \dots, \sqrt{n}\bar{R}_{t+1}^n)] - \mathbb{E}[f(G_0, \dots, G_{t+1})]| \quad (25)$$

$$\begin{aligned}
&= |\mathbb{E}[g_n(\sqrt{n}\bar{R}_0^n, \dots, \sqrt{n}\bar{R}_t^n)] - \mathbb{E}[g(G_0, \dots, G_t)]| \\
&= |\mathbb{E}[g_n(\sqrt{n}\bar{R}_0^n, \dots, \sqrt{n}\bar{R}_t^n)] - \mathbb{E}[g(\sqrt{n}\bar{R}_0^n, \dots, \sqrt{n}\bar{R}_t^n)]| + |\mathbb{E}[g(\sqrt{n}\bar{R}_0^n, \dots, \sqrt{n}\bar{R}_t^n)] - \mathbb{E}[g(G_0, \dots, G_t)]|
\end{aligned}$$

By Assumption B2 and dominated convergence,  $g$  is continuous almost surely under  $(G_0, \dots, G_t)$ . From the inductive hypothesis (21), the continuous mapping theorem implies

$$\mathbb{E}[g(\sqrt{n}\bar{R}_0^n, \dots, \sqrt{n}\bar{R}_t^n)] \rightarrow \mathbb{E}[g(G_1, \dots, G_t)].$$

**Uniform convergence of  $g_n \rightarrow g$**  It remains to show the convergence  $\mathbb{E}[g_n(\sqrt{n}\bar{R}_0^n, \dots, \sqrt{n}\bar{R}_t^n)] \rightarrow \mathbb{E}[g(\sqrt{n}\bar{R}_0^n, \dots, \sqrt{n}\bar{R}_t^n)]$ . While one would expect pointwise convergence of  $g_n(r_{0:t})$  to  $g(r_{0:t})$  by the CLT, proving the above requires controlling the convergence across random realizations of the propensity score  $\pi_{t+1,a}(\sqrt{n}\bar{R}_0^n, \dots, \sqrt{n}\bar{R}_t^n)$ . This is complicated by the fact that we allow the propensity scores to be zero. To this end, we use the Stein's method for multivariate distributions to provide rates of convergence for the CLT that are uniform across realizations  $r_{0:t}$ . We use the bounded Lipschitz distance  $d_{\text{BL}}$  to metrize weak convergence.

To bound  $|\mathbb{E}[g_n(\sqrt{n}\bar{R}_0^n, \dots, \sqrt{n}\bar{R}_t^n)] - g(\sqrt{n}\bar{R}_0^n, \dots, \sqrt{n}\bar{R}_t^n)|$ , decompose

$$\begin{aligned}
&|\mathbb{E}[g_n(\sqrt{n}\bar{R}_0^n, \dots, \sqrt{n}\bar{R}_t^n)] - g(\sqrt{n}\bar{R}_0^n, \dots, \sqrt{n}\bar{R}_t^n)| \\
&= |\mathbb{E}[\mathbb{E}_{r_{0:t}}[f(r_{0:t}, \sqrt{n}\bar{R}_{n,t+1}^n) - f(r_{0:t}, \Sigma_{t+1}(r_{0:t})^{1/2}Z + \pi_{t+1}(r_{0:t})h)]]| \\
&\leq \mathbb{E}[\mathbb{E}_{r_{0:t}}[d_{\text{BL}}(Q_{n,t+1}(r_{0:t}), \Sigma_{t+1}^{1/2}(r_{0:t})Z)]] \\
&\leq \mathbb{E}[\mathbb{E}_{r_{0:t}}[d_{\text{BL}}(Q_{n,t+1}(r_{0:t}), \Sigma_{n,t+1}^{1/2}(r_{0:t})Z)] + \mathbb{E}_{r_{0:t}}[d_{\text{BL}}(\Sigma_{n,t+1}^{1/2}(r_{0:t})Z, \Sigma_{t+1}^{1/2}(r_{0:t})Z)]] \quad (26)
\end{aligned}$$

where  $Q_{n,t+1}(r_{0:t})$  is the demeaned estimator

$$Q_{n,t+1}(r_{0:t}) := \sqrt{n}\bar{R}_{t+1}^n(r_{0:t}) - \pi_{t+1}(r_{0:t})h = \frac{1}{\sqrt{b_{t+1}n}} \sum_{j=1}^{b_{t+1}n} \left( \frac{\xi_j^{t+1} R_j^{t+1}}{\sqrt{b_{t+1}}} - \frac{\pi_{t+1}(r_{0:t})h}{\sqrt{b_{t+1}n}} \right)$$

and the covariance  $\Sigma_{n,t+1}(r_{0:t})$  is

$$\begin{aligned}
\Sigma_{n,t+1}(r_{0:t}) &:= \text{Cov} \left( \frac{\xi_j^{t+1} R_j^{t+1}}{\sqrt{b_{t+1}}} \right) \\
&= \Sigma_{t+1}(r_{0:t}) + \frac{1}{b_{t+1}n} \text{diag}(\pi_{t+1,a}(r_{0:t})h_a^2) - \frac{1}{b_{t+1}n} (\pi_{t+1}(r_{0:t})h)(\pi_{t+1}(r_{0:t})h)^\top.
\end{aligned}$$

Note that  $\Sigma_{n,t+1}$  is not quite equal to the covariance matrix  $\Sigma_{t+1}$  appearing in the limiting Gaussian sequential experiment (24). This is because for any finite  $n$ , the covariance of this Gaussian  $\Sigma_{n,t+1}(r_{0:t})$  not only includes the variance of the arm rewards but also correlations that emerge from sampling arms according to a random multinomial vector (rather than a deterministic allocation). This gap vanishes as  $n \rightarrow \infty$  and the covariance matrix converges to the diagonal covariance matrix  $\Sigma_{t+1}(r_{0:t})$ .

**Bounding the first term in inequality (26)** The first term in inequality (26) measures the distance between the sample mean  $Q_{n,t+1}$  and its Gaussian limit. Before we proceed, it is helpful to define the following quantities, which describe smoothness of the derivatives of any function  $f \in \mathcal{C}^3$

$$M_1(f) = \sup_x \|\nabla f\|_2 \quad M_2(f) = \sup_x \|\nabla^2 f\|_{\text{op}} \quad M_3(f) = \sup_x \|\nabla^3 f\|_{\text{op}}$$

The following bound, which we prove in Section A.1.1, quantifies the rate of convergence for the CLT using the multivariate Stein's method Meckes [88]. Recall that  $\epsilon$  is the noise in the rewards (1).

**Proposition 7.** *For any  $f \in \mathcal{C}^3$ ,*

$$|\mathbb{E}f(Q_{n,t+1}) - \mathbb{E}f(\Sigma_{n,t+1}^{1/2}Z)| \leq C_1 n^{-1/2} M_2(f) + C_2 n^{-1/2} M_3(f)$$

where  $C_1$  and  $C_2$  depend polynomially on  $K, b_{t+1}, h, s^2, \|\epsilon\|_2^3, \|\epsilon\|_2^4$ .

It remains to show convergence of  $Q_{n,t+1}$  to  $\Sigma_{n,t+1}Z$  for Lipschitz test functions, which is required to control the bounded Lipschitz distance. We use standard Gaussian smoothing arguments found in Meckes [89]: by convolving the test function with a Gaussian density, one obtains a smoother function for which the result of Proposition 7 is applicable. At the same time, the amount of smoothing is controlled to ensure the bias with the original test function is small.

**Lemma 3** (Meckes [89, Corollary 3.5]). *For any 1-Lipschitz function  $f$ , consider the Gaussian convolution  $(f * \phi_\delta)(x) := \mathbb{E}[f(x + \delta Z)]$ , where  $Z \sim N(0, I)$ .*

$$\begin{aligned} M_2(f * \phi_\delta) &\leq M_1(f) \sup_{\theta: \|\theta\|_2=1} \|\nabla \phi_\delta^\top \theta\| \leq \sqrt{\frac{2}{\pi}} \frac{1}{\delta} \\ M_3(f * \phi_\delta) &\leq M_1(f) \sup_{\theta: \|\theta\|_2=1} \|\theta^\top \nabla^2 \phi_\delta \theta\| \leq \frac{\sqrt{2}}{\delta^2} \end{aligned}$$

Moreover, for any random vector  $X$ ,

$$\mathbb{E}[(f * \phi_\delta)(X) - f(X)] \leq \mathbb{E}[\delta \|Z\|_2] \leq \delta \sqrt{K}$$

Thus, for any 1-Lipschitz function  $f$ , we have the bound

$$\begin{aligned} |\mathbb{E}f(Q_{n,t+1}) - \mathbb{E}f(\Sigma_{n,t+1}^{1/2}Z)| &\leq |\mathbb{E}f(Q_{n,t+1}) - \mathbb{E}(f * \phi_\delta)(Q_{n,t+1})| + |\mathbb{E}(f * \phi_\delta)(Q_{n,t+1}) - \mathbb{E}(f * \phi_\delta)(\Sigma_{n,t+1}^{1/2}Z)| \\ &\quad + |\mathbb{E}(f * \phi_\delta)(\Sigma_{n,t+1}^{1/2}Z) - \mathbb{E}f(\Sigma_{n,t+1}^{1/2}Z)| \\ &\leq 2\delta\sqrt{K} + \sqrt{\frac{2}{\pi}} \frac{1}{\delta} C_1 n^{-1/2} + \frac{\sqrt{2}}{\delta^2} C_2 n^{-1/2} \end{aligned}$$

Optimizing over  $\delta$ , we obtain

$$d_{\text{BL}}(Q_{n,t+1}, \Sigma_{n,t+1}^{1/2}Z) \leq C_{t+1} n^{-1/6}$$

for some constant  $C_{t+1}$  that depends only on  $K, b_{t+1}, \mathbb{E}\|\epsilon\|_2^3, \mathbb{E}\|\epsilon\|_2^4$  but not on  $n$  or  $r_{0:t}$ .

**Bounding the second term in inequality (26)** Finally, it remains to show uniform convergence of the second term in the bound (26). That is, the limiting Gaussian  $N(0, \Sigma_{n,t+1}^{1/2}(r_{0:t}))$  converges uniformly to  $N(0, \Sigma_{t+1}^{1/2}(r_{0:t}))$  as  $n \rightarrow \infty$ :

$$\mathbb{E} \left[ \mathbb{E}_{r_{0:t}} \left[ d_{\text{BL}} \left( \Sigma_{n,t+1}^{1/2}(r_{0:t})Z, \Sigma_{t+1}^{1/2}(r_{0:t})Z \right) \right] \right] \rightarrow 0.$$

First, for any two measures  $(\mu, \nu)$ ,  $d_{\text{BL}}(\mu, \nu)$  is upper bounded by the total variation distance  $2d_{\text{TV}}(\mu, \nu)$ , which is in turn bounded above by KL divergence  $\sqrt{\frac{1}{2}d_{\text{KL}}(\mu, \nu)}$  by Pinsker's inequality. We derive the following concrete bound on the KL divergence, whose proof we defer to Section A.1.2.

**Lemma 4.** *The KL-divergence between  $N(0, \Sigma_{n,t+1}(r_{0:t}))$  and  $N(0, \Sigma_{t+1}(r_{0:t}))$  is bounded above as follows*

$$D_{\text{kl}}(N(0, \Sigma_{n,t+1}(r_{0:t})) \| N(0, \Sigma_{t+1}(r_{0:t}))) \leq \frac{1}{b_{t+1}n} \left[ \frac{\max_a h_a^2/s_{t+1,a}^2}{1 - \max_a h_a^2/(s_a^2 + h_a^2)} + \sum_a \left( \frac{h_a^2}{s_{t+1,a}^2} \right) \right]$$

This guarantees that

$$\begin{aligned} & \mathbb{E} \left[ \mathbb{E}_{r_{0:t}} \left[ d_{\text{BL}} \left( \Sigma_{n,t+1}^{1/2}(r_{0:t})Z, \Sigma_{t+1}^{1/2}(r_{0:t})Z \right) \right] \right] \\ & \leq (b_{t+1}n)^{-1/2} \sqrt{2} \left( \frac{\max_a h_a^2/s_{t+1,a}^2}{1 - \max_a h_a^2/(s_a^2 + h_a^2)} + \sum_a \left( \frac{h_a^2}{s_{t+1,a}^2} \right) \right)^{1/2} \end{aligned}$$

**Conclusion** Altogether, we have shown

$$|\mathbb{E}[g_n(\sqrt{n}\bar{R}_0^n, \dots, \sqrt{n}\bar{R}_t^n) - g(\sqrt{n}\bar{R}_0^n, \dots, \sqrt{n}\bar{R}_t^n)]| \leq C_{t+1}n^{-1/6} + D_{t+1}n^{-1/2}$$

for constants  $C_{t+1}, D_{t+1}$  that depend polynomially on  $h_a, s_a^2$  and higher order moments of  $\epsilon_a$  as well as on  $K$  and  $b_{t+1}$ . Thus, this shows that  $\mathbb{E}[f(\sqrt{n}\bar{R}_0^n, \dots, \sqrt{n}\bar{R}_{t+1}^n)] \rightarrow \mathbb{E}[f(G_0, \dots, G_{t+1})]$  as  $n \rightarrow \infty$  for any bounded Lipschitz function  $f$ , which implies the desired weak convergence.

### A.1.1 Proof of Proposition 7

In order to quantify the rate of the CLT, we use the following result by Meckes [88] which provides a characterization of Stein's method for random vectors with arbitrary covariance matrices.

**Lemma 5** (Meckes [88, Theorem 3]). *Let  $(W, W')$  be an exchangeable pair of random vectors in  $\mathbb{R}^K$ . Suppose that there exists  $\lambda > 0$ , a positive semi-definite matrix  $\Sigma$ , a random matrix  $E$  such that*

$$\begin{aligned} \mathbb{E}[W' - W|W] &= -\lambda W \\ \mathbb{E}[(W' - W)(W' - W)^\top | W] &= 2\lambda\Sigma + \mathbb{E}[E|W] \end{aligned}$$

Then for any  $f \in \mathcal{C}^3$ ,

$$|\mathbb{E}f(W) - \mathbb{E}f(\Sigma^{1/2}Z)| \leq \frac{1}{\lambda} \left[ \frac{\sqrt{K}}{4} M_2(f) \mathbb{E} \|E\|_{H.S.} + \frac{1}{9} M_3(f) \mathbb{E} \|W' - W\|^3 \right]$$

where  $\|\cdot\|_{H.S.}$  is the Hilbert-Schmidt norm.

The rest of the proof is similar to that of Chatterjee and Meckes [21, Theorem 7], with slight modifications due to the fact that we have a non-identity covariance. For simplicity, define  $X_j := \frac{\xi_j^{t+1} R_j^{t+1}}{\sqrt{b_{t+1}}} - \frac{\pi h}{\sqrt{b_{t+1}n}}$ . For any index  $j$ , we construct an independent copy  $Y_j$  of  $X_j$ . We construct an exchangeable pair  $(Q_{n,t+1}, Q'_{n,t+1})$  by selecting an random index  $I \in \{1, \dots, b_{t+1}n\}$  chosen uniformly and independently from  $Q_{n,t+1}$  and letting

$$Q'_{n,t+1} = Q_{n,t+1} - \frac{X_I}{\sqrt{b_{t+1}n}} + \frac{Y_I}{\sqrt{b_{t+1}n}}.$$

We can observe then that

$$\begin{aligned}
\mathbb{E}[Q'_{n,t+1} - Q_{n,t+1} | Q_{n,t+1}] &= \frac{1}{\sqrt{b_{t+1}n}} \mathbb{E}[Y_I - X_I | Q_{n,t+1}] \\
&= \frac{1}{(b_{t+1}n)^{3/2}} \sum_{j=1}^{b_{t+1}n} \mathbb{E}[Y_j - X_j | Q_{n,t+1}] \\
&= -\frac{1}{b_{t+1}n} Q_{n,t+1}
\end{aligned}$$

by independence of  $Y_j$  and  $Q_{n,t+1}$ . This pair satisfies the first condition of Theorem 5 with  $\lambda = 1/(b_{t+1}n)$ .

It also satisfies the second condition of Theorem 5 with:

$$E_{a,a'} = \frac{1}{(b_{t+1}n)^2} \sum_{j=1}^{b_{t+1}n} X_{j,a} X_{j,a'} - (\Sigma_{n,t+1})_{a,a'}$$

by independence of  $X_i$  and  $Y_i$ . Thus, we have that

$$\begin{aligned}
\mathbb{E} E_{a,a'}^2 &= \frac{1}{(b_{t+1}n)^4} \sum_{j=1}^{b_{t+1}n} \mathbb{E} \left( \mathbb{E}[X_{j,a} X_{j,a'} - (\Sigma_{n,t+1})_{a,a'} | Q_{n,t+1}] \right)^2 \\
&\leq \frac{1}{(b_{t+1}n)^4} \sum_{j=1}^{b_{t+1}n} \mathbb{E} \left[ (X_{j,a} X_{j,a'} - (\Sigma_{n,t+1})_{a,a'})^2 \right] \\
&= \frac{1}{(b_{t+1}n)^3} \mathbb{E} \left[ (X_{1,a} X_{1,a'})^2 - (\Sigma_{n,t+1})_{a,a'}^2 \right]
\end{aligned}$$

This gives us a bound on the Hilbert-Schmidt norm:

$$\mathbb{E} \|E\|_{H.S.} \leq \sqrt{\sum_{a,a'} \mathbb{E} E_{a,a'}^2} \leq \frac{1}{(b_{t+1}n)^{3/2}} \sqrt{\sum_{a,a'} \mathbb{E} (X_{1,a} X_{1,a'})^2 - (\Sigma_{n,t+1})_{a,a'}^2} \leq \frac{1}{(b_{t+1}n)^{3/2}} \sqrt{\mathbb{E} \|X_1\|_2^4}$$

We can further bound  $\mathbb{E} \|X_1\|_2^4$  by a constant  $C_1$  that is polynomial in  $h, b_{t+1}^{-1}, s^2, \mathbb{E} \|\epsilon\|_2^3$ , and  $\mathbb{E} \|\epsilon\|_2^4$ . Finally, we can bound  $\mathbb{E} \|Q'_{n,t+1} - Q_{n,t+1}\|_2^3$  as follows:

$$\mathbb{E} \|Q'_{n,t+1} - Q_{n,t+1}\|_2^3 = \frac{1}{(b_{t+1}n)^{3/2}} \mathbb{E} \|Y_I - X_I\|_2^3 \leq \frac{1}{(b_{t+1}n)^{3/2}} 8 \mathbb{E} \|X_1\|_2^3$$

where the final inequality uses independence of  $Y_j$  and  $X_j$  as well as Holder's inequality. We can bound  $\mathbb{E} \|X_1\|_2^3$  by another constant  $C_2$  that is  $h, b_{t+1}^{-1}, s^2$ , and  $\mathbb{E} \|\epsilon\|_2^4$ . Plugging these bounds into the statement of Theorem 5, we obtain the stated result.

### A.1.2 Proof of Lemma 4

We use the expression for the KL-divergence between two multivariate normal distributions

$$\begin{aligned}
& D_{\text{kl}}(N(0, \Sigma_{n,t+1}(r_{0:t})) \| N(0, \Sigma_{t+1}(r_{0:t}))) \\
&= \text{tr}((\Sigma_{t+1}(r_{0:t}))^{-1} \Sigma_{n,t+1}(r_{0:t})) - m + \log \frac{\det \Sigma_{t+1}(r_{0:t})}{\det \Sigma_{n,t+1}(r_{0:t})} \\
&= \sum_a (s_{t+1,a}^2 \pi_{t+1,a}(r_{0:t}))^{-1} \left( s_{t+1,a}^2 \pi_{t+1,a}(r_{0:t}) + \pi_{t+1,a}(r_{0:t}) (1 - \pi_{t+1,a}(r_{0:t})) \frac{h_a^2}{b_{t+1}n} \right) - m \\
&\quad + \log \det \Sigma_{t+1}(r_{0:t}) - \log \det \Sigma_{n,t+1}(r_{0:t}) \\
&\leq \sum_a \frac{1}{b_{t+1}n} \frac{(1 - \pi_{t+1,a}(r_{0:t})) h_a^2}{s_{t+1,a}^2} + \sum_a \log (s_{t+1,a}^2 \pi_{t+1,a}(r_{0:t})) \\
&\quad - \sum_a \log \left( s_{t+1,a}^2 \pi_{t+1,a}(r_{0:t}) + \frac{1}{b_{t+1}n} h_a^2 \pi_{t+1,a}(r_{0:t}) \right) + \left( \frac{1}{b_{t+1}n} \frac{\max_a h_a^2 / s_{t+1,a}^2}{1 - \max_a h_a^2 / (s_{t+1,a}^2 + h_a^2)} \right) \\
&\leq \frac{1}{b_{t+1}n} \left[ \sum_a \left( \frac{h_a^2}{s_{t+1,a}^2} \right) + \frac{\max_a h_a^2 / s_{t+1,a}^2}{1 - \max_a h_a^2 / (s_{t+1,a}^2 + h_a^2)} \right]
\end{aligned}$$

We obtain  $\det \Sigma_{n,t+1}(r_{0:t})^\top$  using the fact that  $\Sigma_{n,t+1}(r_{0:t})$  is a rank-one perturbation of a diagonal matrix

$$\begin{aligned}
& \log \det \Sigma_{n,t+1} \\
&= \log \det \left( \left( \Sigma_{t+1} + \frac{1}{b_{t+1}n} \text{diag}(\pi_{t+1,a} h_a^2) \right) \right) \\
&\quad + \log \det \left( I + \left( \left( \Sigma_{\epsilon,t} + \frac{1}{b_{t+1}n} \text{diag}(\pi_{t+1,a} h_a^2) \right)^\top \right)^{-1} \left( -\frac{1}{b_{t+1}n} (\pi_{t+1} h) (\pi_{t+1} h)^\top \right) \right) \\
&= \sum_a \log \left( s_{t+1,a}^2 \pi_{t+1,a} + \frac{1}{b_{t+1}n} h_a^2 \pi_{t+1,a} \right) \\
&\quad + \log \det \left( I - \frac{1}{b_{t+1}n} (\pi_{t+1} h)^\top \left( \left( \Sigma_{t+1} + \frac{1}{b_{t+1}n} \text{diag}(\pi_{t+1,a} h_a^2) \right)^\top \right)^{-1} (\pi_{t+1} h) \right) \\
&= \sum_a \log \left( \pi_{t+1,a} s_{t+1,a}^2 + \frac{1}{b_{t+1}n} \pi_{t+1,a} h_a^2 \right) + \log \left( 1 - \frac{1}{b_{t+1}n} \sum_a \pi_{t+1,a} \frac{h_a^2}{s_{t+1,a}^2 + (1/b_{t+1}n) h_a^2} \right) \\
&\geq \sum_a \log \left( \pi_{t+1,a} s_{t+1,a}^2 + \frac{1}{b_{t+1}n} \pi_{t+1,a} h_a^2 \right) + \log \left( 1 - \frac{1}{b_{t+1}n} \max_a \frac{h_a^2}{s_{t+1,a}^2 + (1/b_{t+1}n) h_a^2} \right)
\end{aligned}$$

Finally, we use the bound  $\log(1-x) \geq \frac{-x}{1-x}$  to obtain

$$\begin{aligned}
\log \det \Sigma_{n,t+1} &\geq \sum_a \log \left( \pi_{t+1,a} s_{t+1,a}^2 + \frac{1}{b_{t+1}n} \pi_{t+1,a} h_a^2 \right) - \frac{1}{b_{t+1}n} \frac{\max_a \frac{h_a^2}{s_{t+1,a}^2 + (1/b_{t+1}n) h_a^2}}{1 - \max_a \frac{h_a^2}{s_{t+1,a}^2 + (1/b_{t+1}n) h_a^2}} \\
&\geq \sum_a \log \left( \pi_{t+1,a} s_{t+1,a}^2 + \frac{1}{b_{t+1}n} \pi_{t+1,a} h_a^2 \right) - \frac{1}{b_{t+1}n} \frac{\max_a h_a^2 / s_{t+1,a}^2}{1 - \max_a h_a^2 / (s_{t+1,a}^2 + h_a^2)}
\end{aligned}$$

## A.2 Proof of Corollary 1

We show that for any horizon  $T$

$$d_{\text{BL}}((\sqrt{n}\bar{R}_0^n, \dots, \sqrt{n}\bar{R}_{T-1}^n), (G_0, \dots, G_{T-1})) \leq C \frac{M^T - 1}{M - 1} n^{-1/6},$$

where  $M = \left(1 + \bar{L}(s_*^2/b_*\sqrt{K} + \max_a |h_a|)\right)$ ,  $\bar{L}$  is the bound on the Lipschitz constant for  $\pi^{1/2}$  and  $\pi$ , and  $s_*^2 = \max_a s_a^2$  and  $b_* = \min_{0 \leq t \leq T-1} b_t$ .

We prove the statement through induction. For the base case, we have from Proposition 7, Lemma 3, and Lemma 4 that  $d_{\text{BL}}(\sqrt{n}\bar{R}_0^n, N(\pi_0 h, \Sigma_0))$  is bounded by  $C_0 n^{-1/6}$ , for some constant  $C_0$  that depends on  $K$ ,  $b_0$ ,  $h$ ,  $s^2$ , and higher moments of  $\|\epsilon\|_2$ . Suppose now that this holds up to  $t$

$$d_{\text{BL}}((\sqrt{n}\bar{R}_0^n, \dots, \sqrt{n}\bar{R}_t^n), (G_0, \dots, G_t)) \leq C \sum_{s=0}^t M^s n^{-1/6}.$$

We proceed to show that this inequality then holds for  $t+1$ .

Recall the decomposition 25 for any bounded Lipschitz function  $f$  and corresponding  $g, g_n$  defined as in Eq. (23). From Proposition 7, Lemma 3, and Lemma 4

$$|\mathbb{E}[g_n(\sqrt{n}\bar{R}_0^n, \dots, \sqrt{n}\bar{R}_t^n)] - \mathbb{E}[g(\sqrt{n}\bar{R}_0^n, \dots, \sqrt{n}\bar{R}_t^n)]| \leq C_{t+1} n^{-1/6} + D_{t+1} n^{-1/2}$$

Thus, there exists some  $C'_{t+1}$  such that the above is bounded by  $C'_{t+1} n^{-1/6}$ . Note that the dependence of  $C'_t$  on  $t$  is only through a polynomial on  $1/b_{t+1}$ . Thus we can bound this by a constant  $C$  which will depend on  $T$  only through polynomial factors of  $b_* = \min_{0 \leq t \leq T-1} b_t$ .

To bound the second term in the decomposition (25), we use the fact that

$$g(r_{0:t}) = \mathbb{E} \left[ f \left( r_{0:t}, \Sigma_{t+1}^{1/2}(r_{0:t})Z + h\pi_{t+1}(r_{0:t}) \right) \right]$$

is a bounded Lipschitz function. We seek to identify the Lipschitz constant for  $g$ , as we can then utilize the rate for bounded Lipschitz functions in the induction hypothesis. For any two  $r_{0:t}, r'_{0:t}$ ,

$$\begin{aligned} |g(r_{0:t}) - g(r'_{0:t})| &\leq \mathbb{E} \left\| \left( r_{0:t}, \Sigma_{t+1}^{1/2}(r_{0:t})Z + h\pi_{t+1}(r_{0:t}) \right) - \left( r'_{0:t}, \Sigma_{t+1}^{1/2}(r'_{0:t})Z + h\pi_{t+1}(r'_{0:t}) \right) \right\|_2 \\ &\leq \mathbb{E} \left( \|r_{0:t} - r'_{0:t}\|_2^2 + \left\| \Sigma_{t+1}^{1/2}(r_{0:t})Z - \Sigma_{t+1}^{1/2}(r'_{0:t})Z \right\|_2^2 + \|h\pi_{t+1}(r_{0:t}) - h\pi_{t+1}(r'_{0:t})\|_2^2 \right)^{\frac{1}{2}} \\ &\leq \|r_{0:t} - r'_{0:t}\|_2 + \mathbb{E} \left\| \Sigma_{t+1}^{1/2}(r_{0:t})Z - \Sigma_{t+1}^{1/2}(r'_{0:t})Z \right\|_2 + \|h\pi_{t+1}(r_{0:t}) - h\pi_{t+1}(r'_{0:t})\|_2 \\ &\leq \left( 1 + \bar{L}(s_*^2/b_*\mathbb{E}\|Z\|_2 + \max_a |h_a|) \right) \|r_{0:t} - r'_{0:t}\|_2 \end{aligned}$$

using  $\sqrt{a+b} \leq \sqrt{a} + \sqrt{b}$  and  $a-b = (\sqrt{a} + \sqrt{b})(\sqrt{a} - \sqrt{b})$ . This implies

$$\begin{aligned} &|\mathbb{E}[f(\sqrt{n}\bar{R}_0^n, \dots, \sqrt{n}\bar{R}_{t+1}^n)] - \mathbb{E}[f(G_0, \dots, G_{t+1})]| \\ &\leq |\mathbb{E}[g_n(\sqrt{n}\bar{R}_0^n, \dots, \sqrt{n}\bar{R}_t^n)] - \mathbb{E}[g(\sqrt{n}\bar{R}_0^n, \dots, \sqrt{n}\bar{R}_t^n)]| + |\mathbb{E}[g(\sqrt{n}\bar{R}_0^n, \dots, \sqrt{n}\bar{R}_t^n)] - \mathbb{E}[g(G_0, \dots, G_t)]| \\ &\leq C n^{-1/6} + M \cdot C \sum_{s=0}^t M^s n^{-1/6} = C \sum_{s=0}^{t+1} M^s n^{-1/6} \end{aligned}$$

Noting that  $\sum_{s=0}^{T-1} M^s = \frac{M^T - 1}{M - 1}$ , we have the desired inequality.

### A.3 Proof of Corollary 2

From the proof of Theorem 1, the convergence of the Bayes simple regret immediately follows from the fact that the weak convergence (3) is uniform in  $h$  under the hypothesized moment condition on  $h$ . The discontinuity points of  $\pi_T$  are of measure zero with respect to  $(G_0, \dots, G_{T-1})$ , the convergence (3) and the Portmanteau theorem implies that for any fixed  $h$ , as  $n \rightarrow \infty$

$$\mathbb{E}[\pi_T(\sqrt{n}\bar{R}_0^n, \dots, \sqrt{n}\bar{R}_{T-1}^n)|h] \rightarrow \mathbb{E}[\pi_T(G_0, \dots, G_{T-1})|h]$$

For any prior distribution  $\nu$  over  $h$  such that  $\mathbb{E}_\nu[|h|] < \infty$ , dominated convergence gives

$$\begin{aligned} \text{BSR}_T(\pi, \nu, \sqrt{n}\bar{R}^n) &= \mathbb{E}_{h \sim \nu}[h^\top \pi_T(\sqrt{n}\bar{R}_0^n, \dots, \sqrt{n}\bar{R}_{T-1}^n)] = \mathbb{E}_{h \sim \nu}[h^\top \mathbb{E}[\pi_T(\sqrt{n}\bar{R}_0^n, \dots, \sqrt{n}\bar{R}_{T-1}^n)|h]] \\ &\rightarrow \mathbb{E}_{h \sim \mu}[h^\top \mathbb{E}[\pi_T(G_0, \dots, G_{T-1})|h]] = \text{BSR}_T(\pi, \nu, G). \end{aligned}$$

## B Derivations for Bayesian adaptive experiment

### B.1 Proof of Lemma 1

In the posterior updates (11), the result (14) follows by noting

$$G_{t,a} \mid \mu_t, \sigma_t \stackrel{d}{=} \mathbb{E}[G_{t,a} \mid \mu_t, \sigma_t] + \sqrt{\text{Var}(G_{t,a} \mid \mu_t, \sigma_t)} Z_{t,a},$$

and plugging in expressions for the conditional mean and variance of  $G_{t,a}$ . Instead of this change of variables argument, we give a more evocative derivation below that shows

$$\mu_{t+1} \mid \mu_t, \sigma_t \sim N(\mu_t, \text{diag}(\sigma_t^2 - \sigma_{t+1}^2)). \quad (27)$$

Gaussianity of  $\mu_{t+1} \mid \mu_t, \sigma_t$  follows since  $\mu_{t+1}$  is a linear function of  $G_{t,a}$  given  $\mu_t, \sigma_t$

$$\begin{aligned} \mu_{t+1,a} &= \sigma_{t+1,a}^2 (\sigma_{t,a}^{-2} \mu_{t,a} + s_a^{-2} b_t G_{t,a}) \\ &= (\sigma_{t,a}^{-2} + s_a^{-2} b_t \pi_{t,a}(\mu_t, \sigma_t))^{-1} (\sigma_{t,a}^{-2} \mu_{t,a} + s_a^{-2} b_t G_{t,a}). \end{aligned}$$

We now derive expressions for the conditional mean and variance of  $\mu_{t+1}$ . Noting that

$$\mathbb{E}[G_{t,a} \mid \mu_t, \sigma_t] = \mathbb{E}[\mathbb{E}[G_{t,a} \mid h, \mu_t, \sigma_t] \mid \mu_t, \sigma_t] = \mathbb{E}[\pi_{t,a}(\mu_t, \sigma_t) h_a \mid \mu_t, \sigma_t] = \pi_{t,a}(\mu_t, \sigma_t) \mu_{t,a},$$

we conclude

$$\mathbb{E}[\mu_{t+1,a} \mid \mu_t, \sigma_t] = \sigma_{t+1,a}^2 (\sigma_{t,a}^{-2} \mu_{t,a} + s_a^{-2} b_t \pi_{t,a}(\mu_t, \sigma_t) \mu_{t,a}) = \mu_{t,a}.$$

Next, use the law of total variance to derive

$$\begin{aligned} \text{Var}(\mu_{t+1,a} \mid \mu_t, \sigma_t) &= (\sigma_{t+1,a}^2 s_a^{-2} b_t)^2 \text{Var}(G_{t,a} \mid \mu_t, \sigma_t) \\ &= (\sigma_{t+1,a}^2 s_a^{-2} b_t)^2 \left( \mathbb{E}[\text{Var}(G_{t,a} \mid h, \mu_t, \sigma_t) \mid \mu_t, \sigma_t] + \text{Var}(\mathbb{E}[G_{t,a} \mid h, \mu_t, \sigma_t] \mid \mu_t, \sigma_t) \right) \\ &= (\sigma_{t+1,a}^2 s_a^{-2} b_t)^2 \left( \frac{\pi_{t,a}(\mu_t, \sigma_t) s_a^2}{b_t} + \pi_{t,a}(\mu_t, \sigma_t)^2 \sigma_{t,a}^2 \right) = \frac{\sigma_{t,a}^4 b_t \pi_{t,a}(\mu_t, \sigma_t)}{s_a^2 + \sigma_{t,a}^2 b_t \pi_{t,a}(\mu_t, \sigma_t)}. \end{aligned}$$

We arrive at the desired result (27) since

$$\sigma_{t,a}^2 - \sigma_{t+1,a}^2 = \sigma_{t,a}^2 - (\sigma_{t,a}^{-2} + s_a^{-2} b_t \pi_{t,a}(\mu_t, \sigma_t))^{-1} = \frac{\sigma_{t,a}^4 b_t \pi_{t,a}(\mu_t, \sigma_t)}{s_a^2 + \sigma_{t,a}^2 b_t \pi_{t,a}(\mu_t, \sigma_t)}. \quad (28)$$

## B.2 Proof of Corollary 3

The posterior states  $(\mu_{n,t}, \sigma_{n,t})$  can be expressed as a function of the sample mean estimators and the propensity scores

$$\begin{aligned}\sigma_{n,t+1}^{-2} &= \sigma_0^{-2} + \sum_{v=0}^t b_v \pi_v(\mu_{n,v}, \sigma_{n,v}) s^{-2} \\ \mu_{n,t+1} &= \sigma_{n,t+1}^2 \left( \sigma_0^{-2} \mu_0 + \sum_{v=0}^t b_v s^{-2} \sqrt{n} \bar{R}_v^n \right).\end{aligned}$$

where the operations are vector-wise.

Since the allocations  $\pi_v$  are assumed to be continuous in the posterior state  $(\mu_{n,v}, \sigma_{n,v})$ , the states  $(\mu_{n,t+1}, \sigma_{n,t+1})$  are continuous functions of the sample mean estimators  $\sqrt{n} \bar{R}_v^n$ . By the continuous mapping theorem, we conclude

$$(\mu_{n,0}, \sigma_{n,0}, \dots, \mu_{n,T-1}, \sigma_{n,T-1}) \xrightarrow{d} (\mu_0, \sigma_0, \dots, \mu_{T-1}, \sigma_{T-1}).$$

## B.3 Proof of Lemma 2

At each fixed epoch  $t \in [T]$ , we consider imagined *counterfactual state transitions* if one follows future allocations  $\bar{\rho}_{t,a}, \dots, \bar{\rho}_{T-1,a}$  that only depend on currently available information  $(\mu_t, \sigma_t)$ . Using the same notation for counterfactual states to simplify the exposition, Lemma 1 shows that subsequent counterfactual states will be governed by

$$\sigma_{v+1,a}^{-2} := \sigma_{v,a}^{-2} + s_a^{-2} b_v \bar{\rho}_{v,a} \quad (29a)$$

$$\mu_{v+1,a} := \mu_{v,a} + (\sigma_{v,a}^2 - \sigma_{v+1,a}^2)^{\frac{1}{2}} Z_{v,a} = \mu_{v,a} + \sigma_{v,a} \sqrt{\frac{b_v \bar{\rho}_{v,a}(\mu_t, \sigma_t) \sigma_{v,a}^2}{s_a^2 + b_v \bar{\rho}_{v,a}(\mu_t, \sigma_t) \sigma_{v,a}^2}} Z_{v,a}. \quad (29b)$$

First, we rewrite the objective (17) as a function of a single Gaussian variable  $\bar{Z}$ . Recalling the identity (28)

$$(\sigma_{v,a}^2 - \sigma_{v+1,a}^2)^{\frac{1}{2}} Z_{v,a} = \sigma_{v,a} \sqrt{\frac{b_v \bar{\rho}_{v,a}(\mu_t, \sigma_t) \sigma_{v,a}^2}{s_a^2 + b_v \bar{\rho}_{v,a}(\mu_t, \sigma_t) \sigma_{v,a}^2}} Z_{v,a},$$

use the recursive relation (29a) to write

$$\begin{aligned}\text{Var} \left( \sum_{v=t}^{T-1} \sigma_{v,a} \sqrt{\frac{b_v \bar{\rho}_{v,a}(\mu_t, \sigma_t) \sigma_{v,a}^2}{s_a^2 + b_v \bar{\rho}_{v,a}(\mu_t, \sigma_t) \sigma_{v,a}^2}} Z_{v,a} \right) &= \sum_{v=t}^{T-1} \sigma_{v,a}^2 - \sigma_{v+1,a}^2 = \sigma_{t,a}^2 - \sigma_{T,a}^2 \\ &= \sigma_{t,a}^2 - \left( \sigma_{t,a}^{-2} + \sum_{v=t}^{T-1} \frac{b_v \bar{\rho}_{v,a}(\mu_t, \sigma_t)}{s_a^2} \right)^{-1} \\ &= \frac{\sigma_{t,a}^4 \sum_{v=t}^{T-1} b_v \bar{\rho}_{v,a}(\mu_t, \sigma_t)}{s_a^2 + \sigma_{t,a}^2 \sum_{v=t}^{T-1} b_v \bar{\rho}_{v,a}(\mu_t, \sigma_t)}.\end{aligned}$$

Thus, we conclude

$$\mathbb{E} \left[ \max_a \left\{ \mu_{t,a} + \sum_{v=t}^{T-1} \sigma_{v,a} \sqrt{\frac{\sigma_{v,a}^2 b_v \bar{\rho}_{v,a}(\mu_t, \sigma_t)}{s_a^2 + \sigma_{v,a}^2 b_v \bar{\rho}_{v,a}(\mu_t, \sigma_t)}} Z_{v,a} \right\} \middle| \mu_t, \sigma_t \right]$$

$$= \mathbb{E} \left[ \max_a \left\{ \mu_{t,a} + \sqrt{\frac{\sigma_{t,a}^4 \sum_{v=t}^{T-1} \bar{\rho}_{v,a}(\mu_t, \sigma_t) b_v}{s_a^2 + \sigma_{t,a}^2 \sum_{v=t}^{T-1} \bar{\rho}_{v,a}(\mu_t, \sigma_t) b_v}} \bar{Z}_a \right\} \mid \mu_t, \sigma_t \right].$$

Abusing notation, we replace  $\bar{Z}$  with  $Z_t$  in the final expectation.

Note that for any sequence of future allocations  $\bar{\rho}_t, \dots, \bar{\rho}_{T-1}$  that only depend on  $(\mu_t, \sigma_t)$ , the change of variables  $\bar{\rho}_a = \frac{\sum_{v=t}^{T-1} \bar{\rho}_{v,a} b_v}{\sum_{v=t}^{T-1} b_v}$  give

$$\begin{aligned} V_t^{\bar{\rho}_{t:T-1}}(\mu_t, \sigma_t) &= \mathbb{E} \left[ \max_a \left\{ \mu_{t,a} + \sqrt{\frac{\sigma_{t,a}^4 \sum_{v=t}^{T-1} \bar{\rho}_{v,a} b_v}{s_a^2 + \sigma_{t,a}^2 \sum_{v=t}^{T-1} \bar{\rho}_{v,a} b_v}} \bar{Z}_a \right\} \mid \mu_t, \sigma_t \right] \\ &= \mathbb{E} \left[ \max_a \left\{ \mu_{t,a} + \sqrt{\frac{\sigma_{t,a}^4 \bar{\rho}_a \bar{b}_t}{s_a^2 + \sigma_{t,a}^2 \bar{\rho}_a \bar{b}_t}} \bar{Z}_a \right\} \mid \mu_t, \sigma_t \right] \\ &= V_t^{\bar{\rho}}(\mu_t, \sigma_t) \end{aligned}$$

where  $\bar{b}_t = \sum_{v=t}^{T-1} b_v$  and  $V_t^{\bar{\rho}}(\mu_t, \sigma_t)$  is the value function of the constant allocation  $\bar{\rho}$ . Thus, for any sequence of future allocations that only depend on  $(\mu_t, \sigma_t)$ , there exists a constant allocation  $\bar{\rho}(\mu_t, \sigma_t)$  that achieves the same performance.

## B.4 Proof of Proposition 2

By Lemma 2, for any future allocation  $\bar{\pi}_{t:T} = (\bar{\pi}_t(\mu_t, \sigma_t), \dots, \bar{\pi}_{T-1}(\mu_t, \sigma_t))$  that only depends on currently available information  $(\mu_t, \sigma_t)$ , there is a constant allocation that matches the same performance. Thus, it is sufficient to show that the value function for  $\rho$  dominates the value function of any constant allocation  $\bar{\pi}_v(\mu_t, \sigma_t) \equiv \bar{\rho}(\mu_t, \sigma_t)$  for  $v \geq t$ . Proceeding by induction, observe for the base case that when  $t = T - 1$ , the definition (17) of the policy  $\rho_t$  implies

$$V_{T-1}^\rho(\mu_{T-1}, \sigma_{T-1}) = \max_{\bar{\rho} \in \Delta_K} V_{T-1}^{\bar{\rho}}(\mu_{T-1}, \sigma_{T-1})$$

for all  $(\mu_{T-1}, \sigma_{T-1})$ .

Next, as an inductive hypothesis, suppose

$$V_{t+1}^\rho(\mu_{t+1}, \sigma_{t+1}) \geq \max_{\bar{\rho} \in \Delta_K} V_{t+1}^{\bar{\rho}}(\mu_{t+1}, \sigma_{t+1}) \quad \text{for all } (\mu_{t+1}, \sigma_{t+1}).$$

Then, for any  $(\mu_t, \sigma_t)$

$$\begin{aligned} V_t^\rho(\mu_t, \sigma_t) &= \mathbb{E}_t [V_{t+1}^\rho(\mu_{t+1}, \sigma_{t+1})] \geq \mathbb{E}_t \left[ \max_{\bar{\rho} \in \Delta_K} V_{t+1}^{\bar{\rho}}(\mu_{t+1}, \sigma_{t+1}) \right] \\ &\geq \max_{\bar{\rho} \in \Delta_K} \mathbb{E}_t [V_{t+1}^{\bar{\rho}}(\mu_{t+1}, \sigma_{t+1})] \end{aligned} \quad (30)$$

where we abuse notation to denote by  $(\mu_{t+1}, \sigma_{t+1})$  the state transition under the policy  $\rho_t$  (14)

$$\sigma_{t+1,a}^{-2} := \sigma_{t,a}^{-2} + s_a^{-2} b_t \rho_{t,a}(\mu_t, \sigma_t) \quad (31a)$$

$$\mu_{t+1,a} := \mu_{t,a} + (\sigma_{t,a}^2 - \sigma_{t+1,a}^2)^{\frac{1}{2}} Z_{t,a} = \mu_{t,a} + \sigma_{t,a} \sqrt{\frac{b_t \rho_{t,a}(\mu_t, \sigma_t) \sigma_{t,a}^2}{s_a^2 + b_t \rho_{t,a}(\mu_t, \sigma_t) \sigma_{t,a}^2}} Z_{t,a}. \quad (31b)$$

We now derive a more explicit representation for  $\mathbb{E}_t [V_{t+1}^{\bar{\rho}}(\mu_{t+1}, \sigma_{t+1})]$ , which is the value function for a policy that follows  $\rho_t$  at time  $t$  and the constant policy  $\bar{\rho}$  onwards. By the expression (17)

in Lemma 2, we have

$$\mathbb{E}_t [V_{t+1}^{\bar{\rho}}(\mu_{t+1}, \sigma_{t+1})] = \mathbb{E}_t \left[ \max_a \left\{ \mu_{t+1,a} + \sqrt{\frac{\sigma_{t+1,a}^4 \bar{\rho}_a \bar{b}_{t+1}}{s_a^2 + \sigma_{t+1,a}^2 \bar{\rho}_a \bar{b}_{t+1}}} Z_{t+1,a} \right\} \right].$$

Plugging in the state transition (31b), we have

$$\mathbb{E}_t [V_{t+1}^{\bar{\rho}}(\mu_{t+1}, \sigma_{t+1})] = \mathbb{E}_t \left[ \max_a \left\{ \mu_{t,a} + (\sigma_{t,a}^2 - \sigma_{t+1,a}^2)^{\frac{1}{2}} Z_{t,a} + \sqrt{\frac{\sigma_{t+1,a}^4 \bar{\rho}_a \bar{b}_{t+1}}{s_a^2 + \sigma_{t+1,a}^2 \bar{\rho}_a \bar{b}_{t+1}}} Z_{t+1,a} \right\} \right].$$

Noting that

$$\text{Var}_t \left( (\sigma_{t,a}^2 - \sigma_{t+1,a}^2)^{\frac{1}{2}} Z_{t,a} + \sqrt{\frac{\sigma_{t+1,a}^4 \bar{\rho}_a \bar{b}_{t+1}}{s_a^2 + \sigma_{t+1,a}^2 \bar{\rho}_a \bar{b}_{t+1}}} Z_{t+1,a} \right) = \frac{\sigma_{t,a}^4 (\bar{\rho}_a \bar{b}_{t+1} + \rho_{t,a}(\mu_t, \sigma_t) b_t)}{s_a^2 + \sigma_{t,a}^2 (\bar{\rho}_a \bar{b}_{t+1} + \rho_{t,a}(\mu_t, \sigma_t) b_t)},$$

we arrive at the identity

$$\mathbb{E}_t [V_{t+1}^{\bar{\rho}}(\mu_{t+1}, \sigma_{t+1})] = \mathbb{E}_t \left[ \max_a \left\{ \mu_{t,a} + \sqrt{\frac{\sigma_{t,a}^4 (\bar{\rho}_a \bar{b}_{t+1} + \rho_{t,a}(\mu_t, \sigma_t) b_t)}{s_a^2 + \sigma_{t,a}^2 (\bar{\rho}_a \bar{b}_{t+1} + \rho_{t,a}(\mu_t, \sigma_t) b_t)}} Z_{t,a} \right\} \right].$$

Recalling the bound (30), use  $\bar{\rho} = \rho_t(\mu_t, \sigma_t)$  to conclude

$$\begin{aligned} V_t^\rho(\mu_t, \sigma_t) &\geq \max_{\bar{\rho} \in \Delta^K} \mathbb{E}_t \left[ \max_a \left\{ \mu_{t,a} + \sqrt{\frac{\sigma_{t,a}^4 (\bar{\rho}_a \bar{b}_{t+1} + \rho_t(\mu_t, \sigma_t) b_t)}{s_a^2 + \sigma_{t,a}^2 (\bar{\rho}_a \bar{b}_{t+1} + \rho_t(\mu_t, \sigma_t) b_t)}} Z_{t,a} \right\} \right] \\ &\geq \mathbb{E}_t \left[ \max_a \left\{ \mu_{t,a} + \sqrt{\frac{\sigma_{t,a}^4 \rho_{t,a}(\mu_t, \sigma_t) \bar{b}_t}{s_a^2 + \sigma_{t,a}^2 \rho_{t,a}(\mu_t, \sigma_t) \bar{b}_t}} Z_{t,a} \right\} \right] \\ &= \max_{\bar{\rho} \in \Delta^K} V_t^{\bar{\rho}}(\mu_t, \sigma_t), \end{aligned}$$

where we used the definition of  $\rho_t$  in expression (17) in the final line.

## B.5 Proof of Proposition 3

It remains to show that minimizing over all measurable functions  $\rho(\mu_t, \sigma_t) \in \Delta^K$  gives pointwise suprema for each  $(\mu_t, \sigma_t)$  almost surely

$$\begin{aligned} &\sup_{\rho(\cdot) \text{ measurable}} \mathbb{E}_{(\mu_t, \sigma_t) \sim P_t} \left[ \max_a \left\{ \mu_{t,a} + \sqrt{\frac{\sigma_{t,a}^4 \rho(\mu_t, \sigma_t) \bar{b}_t}{s_a^2 + \sigma_{t,a}^2 \rho(\mu_t, \sigma_t) \bar{b}_t}} Z_{t,a} \right\} \right] \\ &= \mathbb{E}_{(\mu_t, \sigma_t) \sim P_t} \left[ \sup_{\rho} \mathbb{E} \left[ \max_a \left\{ \mu_{t,a} + \sqrt{\frac{\sigma_{t,a}^4 \rho \bar{b}_t}{s_a^2 + \sigma_{t,a}^2 \rho \bar{b}_t}} Z_{t,a} \right\} \mid \mu_t, \sigma_t \right] \right]. \end{aligned}$$

We use normal integrand theory [98, Section 14.D] to interchange the integral and supremum over measurable mappings. Recall that a map  $f : \Delta^K \times (\mathbb{R}^K \times (0, \sigma_0]^K) \rightarrow \bar{\mathbb{R}}$  is a normal integrand if its epigraphical mapping—viewed as a set-valued mapping— $S_f : \mathbb{R}^K \times (0, \sigma_0]^K \rightarrow \mathbb{R} \times \mathbb{R}$ ,  $(\mu_t, \sigma_t) \mapsto \text{epi } f(\cdot; \mu_t, \sigma_t) = \{(\rho, \alpha) \in \Delta^K \times \mathbb{R} : f(\rho; \mu_t, \sigma_t) \leq \alpha\}$  is closed-valued. That is,  $S_f(\mu_t, \sigma_t)$  is closed for all  $(\mu_t, \sigma_t) \in \mathbb{R}^K \times (0, \sigma_0]^K$  and measurable (i.e., for any open set  $O \subseteq \mathbb{R}^K \times (0, \sigma_0]^K$ ,  $S_f^{-1}(O) := \cup_{o \in O} S_f^{-1}(o)$  is measurable).

**Lemma 6** (Rockafellar and Wets [98, Theorem 14.60]). *If  $f : \Delta^K \times (\mathbb{R}^K \times (0, \sigma_0]^K) \rightarrow \bar{\mathbb{R}}$  is a normal integrand, and  $\int_{\mathbb{R}^K \times (0, \sigma_0]^K} f(\rho(\mu_t, \sigma_t); \mu_t, \sigma_t) dP_t(\mu_t, \sigma_t) < \infty$  for some measurable  $\rho(\cdot)$ , then*

$$\begin{aligned} & \inf_{\rho(\cdot)} \left\{ \int_{\mathbb{R}^K \times (0, \sigma_0]^K} f(\rho(\mu_t, \sigma_t); \mu_t, \sigma_t) dP_t(\mu_t, \sigma_t) \mid \rho : \mathbb{R}^K \times (0, \sigma_0]^K \rightarrow \mathbb{R} \text{ measurable} \right\} \\ &= \int_{\mathbb{R}^K \times (0, \sigma_0]^K} \inf_{\rho \in \Delta^K} f(\rho; \mu_t, \sigma_t) dP_t(\mu_t, \sigma_t). \end{aligned}$$

*If this common value is not  $-\infty$ , a measurable function  $\rho^* : \mathbb{R}^K \times (0, \sigma_0]^K \rightarrow \mathbb{R}$  attains the minimum of the left-hand side iff  $\rho^*(\mu_t, \sigma_t) \in \operatorname{argmin}_{\rho \in \Delta^K} f(\rho; \mu_t, \sigma_t)$  for  $P_t$ -almost every  $(\mu_t, \sigma_t) \in \mathbb{R}^K \times (0, \sigma_0]^K$ .*

Define the function

$$f(\rho; \mu_t, \sigma_t) := -\mathbb{E}_{Z_t \sim N(0, I)} \left[ \max_a \left\{ \mu_{t,a} + \sqrt{\frac{\sigma_{t,a}^4 \rho_a \bar{b}_t}{s_a^2 + \sigma_{t,a}^2 \rho_a \bar{b}_t}} Z_{t,a} \right\} \right].$$

Since  $f$  is continuous in  $(\rho, \mu_t, \sigma_t)$  by dominated convergence,  $f$  is a normal integrand [98, Examples 14.31]. Applying Lemma 6, we obtain the desired result.

## C Proofs of large horizon results

### C.1 Proof of Proposition 4

We characterize the asymptotic behavior of the gradient and hessian of  $V_t^{\bar{\rho}}(\mu, \sigma) = \mathbb{E}_t[\max_a \mu_{T,a}]$  with respect to  $\bar{\rho}$  as the residual horizon  $T - t$  grows large. The residual horizon affects the planning problem through the residual batch size  $\bar{b}_t$ , which is assumed to converge to infinity as  $T - t \rightarrow \infty$ . Rewrite the planning objective  $V_t^{\bar{\rho}}(\mu, \sigma)$  with a rescaled measurement variance  $s_a^2/\bar{b}_t$

$$V_t^{\bar{\rho}}(\mu, \sigma) = \mathbb{E}_t \left[ \max_a \left\{ \mu_{t,a} + \sqrt{\frac{\sigma_{t,a}^4 \bar{\rho}_a}{s_a^2/\bar{b}_t + \sigma_{t,a}^2 \bar{\rho}_a}} Z_{t,a} \right\} \right],$$

It is sufficient to understand the behavior of  $V_t^{\bar{\rho}}(\mu, \sigma)$  as the measurement variance goes to zero. For ease of notation we define  $\alpha := 1/\bar{b}_t$ , and consider  $\alpha$  as a scaling parameter of the measurement variance that converges to zero.

Observe  $V_t^{\bar{\rho}}(\mu, \sigma)$  can be expressed as the composition  $V_t^{\bar{\rho}}(\mu, \sigma) = g(\varphi(\bar{\rho}, \sigma^2, \alpha s^2))$  where

$$\begin{aligned} g(v) &:= \mathbb{E}[\max_a \mu_a + v_a Z_a] \\ \varphi_a(\bar{\rho}_a, \sigma_a^2, s_a^2) &:= \sigma_a \sqrt{\frac{\bar{\rho}_a \sigma_a^2}{s_a^2 + \bar{\rho}_a \sigma_a^2}} \end{aligned}$$

and  $\varphi, \sigma^2, s^2$  refer to the vectorized versions. The function  $g(v)$  describes the behavior of the max of Gaussian random variables under standard deviations  $v$ , and  $\varphi$  characterizes how the standard deviation of the update changes with the sampling probabilities  $\bar{\rho}$ .

Through the chain rule, it is sufficient to characterize the gradient and hessian of  $g, \varphi$ . Frazier and Powell [37] derived expressions for the gradient and hessian of  $g(v)$ .

**Lemma 7** (Frazier and Powell [37]). *Letting  $W_a := \max_{a' \neq a} \mu_{a'} + v_{a'} Z_{a'}$ ,*

$$\begin{aligned}\frac{\partial}{\partial v_a} g(v) &= \mathbb{E} \left[ Z_a \mathbf{1} \left\{ a = \arg \max_{a'} \mu_{a'} + v_{a'} Z_{a'} \right\} \right] = \mathbb{E} \left[ \phi \left( \frac{W_a - \mu_a}{v_a} \right) \right] \\ \frac{\partial^2}{\partial v_a^2} g(v) &= \mathbb{E} \left[ \left( \frac{W_a - \mu_a}{v_a^3} \right) \phi \left( \frac{W_a - \mu_a}{v_a} \right) \right] \\ \frac{\partial^2}{\partial v_a \partial v_{a'}} g(v) &= \mathbb{E} \left[ - \left( \frac{W_a - \mu_a}{v_a} \right) \phi \left( \frac{W_a - \mu_a}{v_a} \right) Z_{a'} \mathbf{1} \left\{ a' = \arg \max_{\hat{a} \neq a} \mu_{\hat{a}} + v_{\hat{a}} Z_{\hat{a}} \right\} \right]\end{aligned}$$

The first and second derivatives of  $\varphi$  are given by

$$\frac{\partial}{\partial \bar{\rho}_a} \varphi_a(\bar{\rho}_a, \sigma_a^2, \alpha s_a^2) = \frac{\alpha s_a^2 \sigma_a^2}{2 \bar{\rho}_a^{1/2} (\alpha s_a^2 + \bar{\rho}_a \sigma_a^2)^{3/2}}, \quad \frac{\partial^2}{\partial \bar{\rho}_a^2} \varphi_a(\bar{\rho}_a, \sigma_a^2, \alpha s_a^2) = - \frac{\sigma_a^2 (\alpha^2 s_a^4 + 4 \bar{\rho}_a \alpha s_a^2 \sigma_a^2)}{4 \bar{\rho}_a^{3/2} (\alpha s_a^2 + \bar{\rho}_a \sigma_a^2)^{5/2}}.$$

We first study the behavior of  $\varphi$  and its derivatives as  $\alpha \rightarrow 0$

$$\varphi_a(\bar{\rho}_a, \sigma_a^2, \alpha s_a^2) \rightarrow \sigma_a, \quad \frac{\partial}{\partial \bar{\rho}_a} \varphi_a(\bar{\rho}_a, \sigma_a^2, \alpha s_a^2) \sim \frac{\alpha s_a^2}{2 \bar{\rho}_a^2 \sigma_a}, \quad \frac{\partial^2}{\partial \bar{\rho}_a^2} \varphi_a(\bar{\rho}_a, \sigma_a^2, \alpha s_a^2) \sim - \frac{\alpha s_a^2}{\bar{\rho}_a^3 \sigma_a}.$$

To analyze  $g(\varphi(\bar{\rho}, \sigma^2, \alpha s^2))$ , recall that  $\theta_a = \mu_a + \sigma_a Z_a$  is the random variable representing the posterior belief of the average reward of arm  $a$ . For any realization of  $Z \sim N(0, I)$ , we have

$$W_a = \max_{a' \neq a} \{ \mu_{a'} + \varphi_{a'}(\bar{\rho}_{a'}, \sigma_{a'}^2, \alpha s_{a'}^2) Z_{a'} \} \rightarrow \theta_a^*,$$

so dominated convergence implies

$$\begin{aligned}\lim_{\alpha \rightarrow 0} \frac{\partial}{\partial v_a} g(\varphi(\bar{\rho}, \sigma^2, \alpha s^2)) &= \mathbb{E} \left[ \phi \left( \frac{\theta_a^* - \mu_a}{\sigma_a} \right) \right] \\ \lim_{\alpha \rightarrow 0} \frac{\partial^2}{\partial v_a^2} g(\varphi(\bar{\rho}, \sigma^2, \alpha s^2)) &= \mathbb{E} \left[ \frac{\theta_a^* - \mu_a}{\sigma_a^3} \cdot \phi \left( \frac{\theta_a^* - \mu_a}{\sigma_a} \right) \right] \\ \lim_{\alpha \rightarrow 0} \frac{\partial^2}{\partial v_a \partial v_{a'}} g(\varphi(\bar{\rho}, \sigma^2, \alpha s^2)) &= \mathbb{E} \left[ - \frac{\theta_a^* - \mu_a}{\sigma_a} \cdot \phi \left( \frac{\theta_a^* - \mu_a}{\sigma_a} \right) Z_{a'} \mathbf{1} \left\{ a' = \arg \max_{\hat{a} \neq a} \theta_{\hat{a}} \right\} \right]\end{aligned}$$

By the chain rule,  $\nabla_{\bar{\rho}} V_t^{\bar{\rho}}(\mu, \sigma) = \nabla_v g(\varphi(\mu, \sigma^2, \alpha s^2)) \nabla_{\bar{\rho}} \varphi(\bar{\rho}, \sigma^2, \alpha s^2)$  where the Jacobian  $\nabla_{\bar{\rho}} \varphi$  is

$$\nabla_{\bar{\rho}} \varphi(\bar{\rho}, \sigma^2, \alpha s^2) := \text{diag} \left( \frac{\partial}{\partial \bar{\rho}_a} \varphi_a(\bar{\rho}_a, \sigma_a^2, \alpha s_a^2) \right).$$

Rescaling the planning objective  $V_t^{\bar{\rho}}$  by  $1/\alpha$ , we obtain the following limit

$$\lim_{\alpha \rightarrow \infty} \alpha^{-1} \nabla_{\bar{\rho}} V_t^{\bar{\rho}}(\mu, \sigma) = \frac{s_a^2}{2 \bar{\rho}_a^2 \sigma_a} \mathbb{E} \left[ \phi \left( \frac{\theta_a^* - \mu_a}{\sigma_a} \right) \right]$$

As for the Hessian, the chain rule implies

$$\begin{aligned}\frac{\partial^2 V_t^{\bar{\rho}}}{\partial \bar{\rho}_a \partial \bar{\rho}_{a'}} &= \sum_i \frac{\partial g(\varphi(\bar{\rho}))}{\partial v_i} \frac{\partial^2 \varphi_i}{\partial \bar{\rho}_a \partial \bar{\rho}_{a'}} + \sum_{i,j} \frac{\partial g(\varphi(\bar{\rho}))}{\partial v_i \partial v_j} \frac{\partial \varphi_i}{\partial \bar{\rho}_a} \frac{\partial \varphi_j}{\partial \bar{\rho}_{a'}} \\ &= \frac{\partial g(\varphi(\bar{\rho}))}{\partial v_a} \frac{\partial^2 \varphi_a}{\partial \bar{\rho}_a^2} \mathbf{1}\{a = a'\} + \frac{\partial g(\varphi(\bar{\rho}))}{\partial v_a \partial v_{a'}} \frac{\partial \varphi_a}{\partial \bar{\rho}_a} \frac{\partial \varphi_{a'}}{\partial \bar{\rho}_{a'}},\end{aligned}$$

where we suppress the dependence of  $\varphi$  on other arguments for succinctness. Rewriting this using  $\nabla_{\bar{\rho}}^2 \varphi := \text{diag} \left( \frac{\partial^2 \varphi_a}{\partial \bar{\rho}_a^2} \right)$ , we get

$$\nabla_{\bar{\rho}}^2 V_t^{\bar{\rho}}(\mu, \sigma) = \text{diag}(\nabla_v g(\varphi(\bar{\rho}))) \nabla_{\bar{\rho}}^2 \varphi + \nabla_{\bar{\rho}} \varphi \nabla_v^2 g(\varphi(\bar{\rho})) \nabla_{\bar{\rho}} \varphi.$$

Collecting the above results, we have

$$\begin{aligned} \lim_{\alpha \rightarrow 0} \alpha^{-1} \text{diag}(\nabla_v g(\varphi(\bar{\rho}))) \nabla_{\bar{\rho}}^2 \varphi &= -\text{diag} \left( \frac{s_a^2}{\bar{\rho}_a^3 \sigma_a} \mathbb{E} \left[ \phi \left( \frac{\theta_a^* - \mu_a}{\sigma_a} \right) \right] \right) \\ \lim_{\alpha \rightarrow 0} \alpha^{-1} \nabla_{\bar{\rho}} \varphi \nabla_v^2 g(\varphi(\bar{\rho})) \nabla_{\bar{\rho}} \varphi &= \lim_{\alpha \rightarrow 0} \alpha^{-1} \text{diag} \left( \frac{\alpha s_a^2}{2 \bar{\rho}_a^2 \sigma_a} \right) \nabla_v^2 g(\varphi(\bar{\rho})) \text{diag} \left( \frac{\alpha s_a^2}{2 \bar{\rho}_a^2 \sigma_a} \right) = 0, \end{aligned}$$

which gives the final result.

## C.2 Proof of Corollary 4

In the proof of Proposition 4, we showed that as the (scaled) measurement variance  $\alpha s_a^2$  converges to zero, the Hessian  $\alpha^{-1} \nabla_{\bar{\rho}}^2 V_t^{\bar{\rho}}(\mu, \sigma)$  can be expressed as a negative-definite diagonal matrix plus a matrix that converges to zero. As long as the propensity scores are bounded below, the convergence is uniform. We have the following bound for the largest eigenvalue of the Hessian

$$\begin{aligned} \lambda_{\max} (\nabla_{\bar{\rho}}^2 \alpha^{-1} V_t^{\bar{\rho}}(\mu, \sigma)) &\leq \lambda_{\max} (\alpha^{-1} \text{diag}(\nabla_v g(\varphi(\bar{\rho}))) \nabla_{\bar{\rho}}^2 \varphi) + \lambda_{\max} (\alpha^{-1} \nabla_{\bar{\rho}} \varphi \nabla_v^2 g(\varphi(\bar{\rho})) \nabla_{\bar{\rho}} \varphi) \\ &\leq -\min_a \frac{s_a^2}{2 \sigma_a \epsilon^3} \mathbb{E} \left[ \phi \left( \frac{\theta_a^* - \mu_a}{\sigma_a} \right) \right] + \alpha C / \epsilon^4, \end{aligned}$$

where  $C$  is a constant that depends only on  $\mu, \sigma, s$ . So as  $\alpha \rightarrow 0$ , the Hessian will be negative-definite for all  $\bar{\rho} \in \Delta_K^\epsilon$ . Thus, for a large enough residual batch size  $\bar{b}_t$  the planning objective will be strongly concave on the truncated simplex  $\Delta_K^\epsilon$  for some threshold  $\epsilon$ .

## C.3 Proof of Proposition 5

As in the proof of Proposition 4, we let  $\alpha = \bar{b}_t^{-1}$ . Let  $\alpha_0$  to be the threshold such that for  $\alpha < \alpha_0$  the objective is strongly concave (such a threshold exists from Corollary 4), and let  $\alpha_1 < \alpha_0$  to be the threshold such that for  $\alpha < \alpha_1$  the unique solution is in the interior of  $\Delta_K^\epsilon$  (such a threshold exists by hypothesis).

For  $\alpha$  small enough, the (scaled) KKT conditions give

$$\alpha^{-1} \nabla_{\bar{\rho}} V_t^{\bar{\rho}}(\mu, \sigma) - \lambda \mathbb{1} = 0, \quad \mathbb{1}^\top \rho_t = 1, \quad (32)$$

where  $\lambda$  is the optimal dual variable for the equality constraint. The Jacobian of this equation with respect to  $(\bar{\rho}, \lambda)$  is the following block matrix

$$\begin{bmatrix} \nabla_{\bar{\rho}}^2 \alpha^{-1} V_t^{\bar{\rho}}(\mu, \sigma) & -\mathbb{1} \\ \mathbb{1}^\top & 0 \end{bmatrix}$$

Since  $\alpha < \alpha_0$ , the Hessian of  $\alpha^{-1} V_t^{\bar{\rho}}(\mu, \sigma)$  is negative definite and invertible in a neighborhood of  $\alpha = 0$ . The Jacobian is also invertible since the Schur complement

$$0 - \mathbb{1}^\top \alpha^{-1} \nabla_{\bar{\rho}}^2 \mathbb{E} \left[ \max_a \mu_{T,a} \right] (-\mathbb{1}) < 0$$

is invertible. Moreover,  $\alpha^{-1}\nabla_{\bar{\rho}}V_t^{\bar{\rho}}(\mu, \sigma)$  is continuously differentiable in  $\alpha$  at  $\alpha = 0$ . So by the Implicit Function Theorem, there exists a  $\alpha_2$  such that for all  $\alpha < \alpha_2$ , the solution satisfying the KKT conditions (32),  $\bar{\rho}(\alpha)$  and  $\lambda(\alpha)$ , is continuous in  $\alpha$ . Thus, as  $\alpha \rightarrow 0$ , the unique maximizer of  $\alpha^{-1}V_t^{\bar{\rho}}(\mu, \sigma)$  converges to  $\bar{\rho}^*$  satisfying the limiting version of the KKT conditions (32). Using the explicit expression for  $\alpha^{-1}\nabla_{\bar{\rho}}V_t^{\bar{\rho}}(\mu, \sigma)$  obtained in Proposition 4, we conclude

$$\bar{\rho}_a^* \propto s_a \mathbb{E} \left[ \frac{1}{\sigma_a} \phi \left( \frac{\theta_a^* - \mu_a}{\sigma_a} \right) \right]^{1/2} \quad (33)$$

To show the equivalence with the partial derivatives of the Thompson sampling probabilities, observe

$$\begin{aligned} \pi_a^{\text{TS}}(\mu, \sigma) &= \mathbb{P}(\theta_a > \theta_a^*) = \mathbb{P} \left( Z_a > \frac{\theta_a^* - \mu_a}{\sigma_a} \right) \\ &= \mathbb{E} \left[ \mathbb{P} \left( Z_a > \frac{\theta_a^* - \mu_a}{\sigma_a} \mid \theta_a^* \right) \right] = \mathbb{E} \left[ 1 - \Phi \left( \frac{\theta_a^* - \mu_a}{\sigma_a} \right) \right], \end{aligned}$$

where the final equality is a result of the independence prior and posterior distributions across the treatment arms. Interchanging the derivative and expectation,

$$\frac{\partial}{\partial \mu_a} \pi_a^{\text{TS}}(\mu, \sigma) = \frac{\partial}{\partial \mu_a} \mathbb{E} \left[ 1 - \Phi \left( \frac{\theta_a^* - \mu_a}{\sigma_a} \right) \right] = \mathbb{E} \left[ \frac{1}{\sigma_a} \phi \left( \frac{\theta_a^* - \mu_a}{\sigma_a} \right) \right].$$

#### C.4 Proof of Proposition 6

Suppose that the arms are sorted so that  $\mu_1 > \dots > \mu_K$ . Since  $\theta_a^*$  is the max of independent random variables,  $\mathbb{P}(\theta_a^* \leq x) = \prod_{a' \neq a} \mathbb{P}(\theta_{a'} \leq x) = \prod_{a' \neq a} \Phi \left( \frac{x - \mu_{a'}}{\sigma_{a'}} \right)$ . This means that the density of  $\theta_a^*$ , denoted as  $f_a^*(x)$ , can be expressed as (by the Leibniz product rule)

$$\begin{aligned} f_a^*(x) &= \frac{d}{dx} \prod_{a' \neq a} \Phi \left( \frac{x - \mu_{a'}}{\sigma_{a'}} \right) \\ &= \sum_{a' \neq a} \left[ \frac{d}{dx} \Phi \left( \frac{x - \mu_{a'}}{\sigma_{a'}} \right) \right] \prod_{\hat{a} \notin \{a, a'\}} \Phi \left( \frac{x - \mu_{\hat{a}}}{\sigma_{\hat{a}}} \right) \\ &= \sum_{a' \neq a} \left[ \frac{1}{\sigma_{a'}} \phi \left( \frac{x - \mu_{a'}}{\sigma_{a'}} \right) \right] \prod_{\hat{a} \notin \{a, a'\}} \Phi \left( \frac{x - \mu_{\hat{a}}}{\sigma_{\hat{a}}} \right). \end{aligned}$$

Thus, we can write the expectation as

$$\begin{aligned} \mathbb{E} \left[ \frac{1}{\sigma_a} \phi \left( \frac{\theta_a^* - \mu_a}{\sigma_a} \right) \right] &= \int_{-\infty}^{\infty} \frac{1}{\sigma_a} \phi \left( \frac{x - \mu_a}{\sigma_a} \right) f_a^*(x) dx \\ &= \int_{-\infty}^{\infty} \frac{1}{\sigma_a} \phi \left( \frac{x - \mu_a}{\sigma_a} \right) \sum_{a' \neq a} \left[ \frac{1}{\sigma_{a'}} \phi \left( \frac{x - \mu_{a'}}{\sigma_{a'}} \right) \prod_{\hat{a} \notin \{a, a'\}} \Phi \left( \frac{x - \mu_{\hat{a}}}{\sigma_{\hat{a}}} \right) \right] dx \\ &= \sum_{a' \neq a} \int_{-\infty}^{\infty} \frac{1}{\sigma_a} \phi \left( \frac{x - \mu_a}{\sigma_a} \right) \frac{1}{\sigma_{a'}} \phi \left( \frac{x - \mu_{a'}}{\sigma_{a'}} \right) \prod_{\hat{a} \notin \{a, a'\}} \Phi \left( \frac{x - \mu_{\hat{a}}}{\sigma_{\hat{a}}} \right) dx. \end{aligned}$$

For any arm  $a$ , we can obtain an upper bound for each term in the sum by bounding  $\Phi \left( \frac{x - \mu_{\hat{a}}}{\sigma_{\hat{a}}} \right) \leq$

1 and directly integrating

$$\begin{aligned}
& \int_{-\infty}^{\infty} \frac{1}{\sigma_a} \phi\left(\frac{x - \mu_a}{\sigma_a}\right) \frac{1}{\sigma_{a'}} \phi\left(\frac{x - \mu_{a'}}{\sigma_{a'}}\right) \prod_{\hat{a} \notin \{a, a'\}} \Phi\left(\frac{x - \mu_{\hat{a}}}{\sigma_{\hat{a}}}\right) dx \\
& \leq \int_{-\infty}^{\infty} \frac{1}{\sigma_a} \phi\left(\frac{x - \mu_a}{\sigma_a}\right) \frac{1}{\sigma_{a'}} \phi\left(\frac{x - \mu_{a'}}{\sigma_{a'}}\right) dx \\
& = \frac{1}{\sqrt{2\pi(\sigma_{a'}^2 + \sigma_a^2)}} e^{-\frac{(\mu_{a'} - \mu_a)^2}{2(\sigma_{a'}^2 + \sigma_a^2)}}.
\end{aligned}$$

Finally, taking a max and summing up the terms gives

$$\mathbb{E} \left[ \frac{1}{\sigma_a} \phi\left(\frac{\theta_a^* - \mu_a}{\sigma_a}\right) \right] \leq (K-1) \max_{a' \neq a} \frac{1}{\sqrt{2\pi(\sigma_{a'}^2 + \sigma_a^2)}} e^{-\frac{(\mu_{a'} - \mu_a)^2}{2(\sigma_{a'}^2 + \sigma_a^2)}}$$

To get the lower bound, it suffices to lower bound a single  $a'$  term in the sum, since all terms are positive. We select the term involving  $a' = 1$  ( $a' = 2$  if  $a = 1$ ). Since the integrand is positive, we obtain a further lower bound by truncating the integration from  $\mu_1$  to  $\infty$

$$\begin{aligned}
\mathbb{E} \left[ \frac{1}{\sigma_a} \phi\left(\frac{\theta_a^* - \mu_a}{\sigma_a}\right) \right] & \geq \int_{-\infty}^{\infty} \frac{1}{\sigma_a} \phi\left(\frac{x - \mu_a}{\sigma_a}\right) \frac{1}{\sigma_1} \phi\left(\frac{x - \mu_1}{\sigma_1}\right) \prod_{\hat{a} \notin \{a, 1\}} \Phi\left(\frac{x - \mu_{\hat{a}}}{\sigma_{\hat{a}}}\right) dx \\
& \geq \int_{\mu_1}^{\infty} \frac{1}{\sigma_a} \phi\left(\frac{x - \mu_a}{\sigma_a}\right) \frac{1}{\sigma_1} \phi\left(\frac{x - \mu_1}{\sigma_1}\right) \prod_{\hat{a} \notin \{a, 1\}} \Phi\left(\frac{x - \mu_{\hat{a}}}{\sigma_{\hat{a}}}\right) dx.
\end{aligned}$$

On the domain of integration,  $x \geq \mu_1$ , so  $\Phi\left(\frac{x - \mu_{\hat{a}}}{\sigma_{\hat{a}}}\right) \geq \frac{1}{2}$  for all  $\hat{a} \notin \{a, 1\}$ . Conclude

$$\begin{aligned}
& \int_{\mu_1}^{\infty} \frac{1}{\sigma_a} \phi\left(\frac{x - \mu_a}{\sigma_a}\right) \frac{1}{\sigma_1} \phi\left(\frac{x - \mu_1}{\sigma_1}\right) \prod_{\hat{a} \notin \{a, 1\}} \Phi\left(\frac{x - \mu_{\hat{a}}}{\sigma_{\hat{a}}}\right) dx \\
& \geq \left(\frac{1}{2}\right)^{K-2} \int_{\mu_1}^{\infty} \frac{1}{\sigma_a} \phi\left(\frac{x - \mu_a}{\sigma_a}\right) \frac{1}{\sigma_1} \phi\left(\frac{x - \mu_1}{\sigma_1}\right) dx.
\end{aligned}$$

Evaluating the integral explicitly gives

$$\int_{\mu_1}^{\infty} \frac{1}{\sigma_a} \phi\left(\frac{x - \mu_a}{\sigma_a}\right) \frac{1}{\sigma_1} \phi\left(\frac{x - \mu_1}{\sigma_1}\right) dx = \frac{e^{-\frac{(\mu_a - \mu_1)^2}{2(\sigma_a^2 + \sigma_1^2)}}}{\sqrt{2\pi(\sigma_a^2 + \sigma_1^2)}} \bar{\Phi}\left(\frac{\sigma_1}{\sigma_a} \frac{\mu_1 - \mu_a}{\sqrt{\sigma_a^2 + \sigma_1^2}}\right)$$

Using the Gaussian tail bound  $\bar{\Phi}(x) \geq \frac{\phi(x)}{2x}$  for  $x > 0$ ,

$$\begin{aligned}
\mathbb{E} \left[ \frac{1}{\sigma_a} \phi\left(\frac{\theta_a^* - \mu_a}{\sigma_a}\right) \right] & \geq \left(\frac{1}{2}\right)^{K-2} \int_{\mu_1}^{\infty} \frac{1}{\sigma_a} \phi\left(\frac{x - \mu_a}{\sigma_a}\right) \frac{1}{\sigma_1} \phi\left(\frac{x - \mu_1}{\sigma_1}\right) dx \\
& \geq \frac{1}{\sqrt{2\pi(\sigma_a^2 + \sigma_1^2)}} e^{-\frac{(\mu_a - \mu_1)^2}{2(\sigma_a^2 + \sigma_1^2)}} \frac{1}{2 \left( \frac{\sigma_1}{\sigma_a} \frac{(\mu_1 - \mu_a)}{\sqrt{\sigma_1^2 + \sigma_a^2}} \right)} e^{-\frac{(\mu_1 - \mu_a)^2}{2\sigma_a^4(\sigma_1^{-2} + \sigma_a^{-2})}} \\
& = \frac{\sigma_a}{2\sigma_1\sqrt{2\pi}(\mu_1 - \mu_a)} e^{-\frac{1}{2} \frac{(\mu_a - \mu_1)^2}{\sigma_a^2}}.
\end{aligned}$$

We can get tighter lower bounds for the top two arms  $a \in \{1, 2\}$ . As in the above lower bound, we focus on lower bounding the term corresponding with  $a' = 1$  if  $a = 2$  or  $a' = 2$  if  $a = 1$  (for both we obtain the same lower bound). But instead of integrating from  $\mu_1$ , we integrate from  $\mu_2$ . For illustration, we focus on  $a = 2$

$$\begin{aligned}\mathbb{E} \left[ \frac{1}{\sigma_2} \phi \left( \frac{\theta_2^* - \mu_2}{\sigma_2} \right) \right] &\geq \int_{-\infty}^{\infty} \frac{1}{\sigma_2} \phi \left( \frac{x - \mu_2}{\sigma_2} \right) \frac{1}{\sigma_1} \phi \left( \frac{x - \mu_1}{\sigma_1} \right) \prod_{\hat{a} \notin \{a, 1\}} \Phi \left( \frac{x - \mu_{\hat{a}}}{\sigma_{\hat{a}}} \right) dx \\ &\geq \int_{\mu_2}^{\infty} \frac{1}{\sigma_2} \phi \left( \frac{x - \mu_2}{\sigma_2} \right) \frac{1}{\sigma_1} \phi \left( \frac{x - \mu_1}{\sigma_1} \right) \prod_{\hat{a} \notin \{a, 1\}} \Phi \left( \frac{x - \mu_{\hat{a}}}{\sigma_{\hat{a}}} \right) dx.\end{aligned}$$

On this range, we have  $x \geq \mu_2$ . This implies that for every  $\hat{a} \neq \{1, 2\}$ ,  $x - \mu_{\hat{a}} \geq \mu_2 - \mu_{\hat{a}} \geq 0$ . In turn, this means  $\Phi \left( \frac{x - \mu_{\hat{a}}}{\sigma_{\hat{a}}} \right) \geq \frac{1}{2}$  as we had before

$$\mathbb{E} \left[ \frac{1}{\sigma_a} \phi \left( \frac{\theta_a^* - \mu_a}{\sigma_a} \right) \right] \geq \left( \frac{1}{2} \right)^{K-2} \int_{\mu_2}^{\infty} \frac{1}{\sigma_2} \phi \left( \frac{x - \mu_2}{\sigma_2} \right) \frac{1}{\sigma_1} \phi \left( \frac{x - \mu_1}{\sigma_1} \right) dx$$

For  $a = 2$ , we can evaluate this integral explicitly

$$\begin{aligned}&\int_{\mu_2}^{\infty} \frac{1}{\sigma_2} \phi \left( \frac{x - \mu_2}{\sigma_2} \right) \frac{1}{\sigma_1} \phi \left( \frac{x - \mu_1}{\sigma_1} \right) dx \\ &= \frac{1}{2\sqrt{2\pi(\sigma_1^2 + \sigma_2^2)}} e^{-\frac{(\mu_1 - \mu_2)^2}{2(\sigma_1^2 + \sigma_2^2)}} \left( 1 + \operatorname{erf} \left( \frac{(\mu_1 - \mu_2)\sigma_2}{\sqrt{2}\sigma_1\sqrt{\sigma_1^2 + \sigma_2^2}} \right) \right).\end{aligned}$$

Note that for positive values of the error function it is bounded below by zero. This gives

$$\mathbb{E} \left[ \frac{1}{\sigma_a} \phi \left( \frac{\theta_a^* - \mu_a}{\sigma_a} \right) \right] \geq \left( \frac{1}{2} \right)^{K-2} \frac{1}{2\sqrt{2\pi(\sigma_1^2 + \sigma_2^2)}} e^{-\frac{(\mu_1 - \mu_2)^2}{2(\sigma_1^2 + \sigma_2^2)}}.$$

Repeating these steps for  $a = 1$  (taking  $a' = 2$ ) results in the same lower bound.

## D Implementation Details

We first discuss the implementation details for solving the **Residual Horizon Optimization** planning problem (17). Recall that the problem involves maximizing the expectation of future posterior means over constant sampling allocations in the simplex  $\Delta_K$ :

$$\underset{\bar{\rho} \in \Delta_K}{\text{maximize}} \left\{ V_t^{\bar{\rho}}(\mu_t, \sigma_t) = \mathbb{E}_t \left[ \max_a \left\{ \mu_{t,a} + \sqrt{\frac{\sigma_{t,a}^4 \bar{\rho}_a \bar{b}_t}{s_a^2 + \sigma_{t,a}^2 \bar{\rho}_a \bar{b}_t}} Z_{t,a} \right\} \right] \right\}.$$

We approximate the expectation in the objective function by a sample average approximation with  $N$  standard normal random vectors.

$$\underset{\bar{\rho} \in \Delta_K}{\text{maximize}} \left\{ \frac{1}{N} \sum_{j=1}^N \max_a \left\{ \mu_{t,a} + \sqrt{\frac{\sigma_{t,a}^4 \bar{\rho}_a \bar{b}_t}{s_a^2 + \sigma_{t,a}^2 \bar{\rho}_a \bar{b}_t}} Z_{t,a,j} \right\} \right\}.$$

where  $Z_{t,a,1}, \dots, Z_{t,a,N}$  are iid draws of  $N(0, 1)$  random variables. We use quasi-Monte Carlo methods for variance reduction and draw the normal random variables from a Sobol sequence, which is widely used in practice in Bayesian Optimizaton [12].

There are many methods for solving this constrained optimization problem (e.g. projected gradient descent). We use a softmax parameterization of the simplex  $\bar{\rho}_a \propto e^{v_a}$ , and use unconstrained stochastic gradient methods to optimize over  $v$ . We observe that vanilla stochastic gradient descent gets stuck at sub-optimal allocations that allocate all sampling effort to one treatment arm. We obtain much better performance from approximate second-order methods such as Adam [71] or L-BFGS [83], and use Adam for the experimental evaluation.

For the policy gradient method, we parameterize the policy as a feed-forward neural network with 2 hidden layers with 512 units in each layer. The network uses the rectified non-linearity [43] for all hidden layers. We pass the posterior means  $\mu \in \mathbb{R}^K$ , the posterior variances  $\sigma^2 \in \mathbb{R}^K$ , the current epoch  $t \in \mathbb{N}$ , and the measurement variance  $s^2 \in \mathbb{R}^K$  as inputs. The output of the network is passed through a softmax layer and so the final output is a sampling allocation  $\bar{\rho} \in \Delta^K$ . We train the network with the Adam optimizer with learning rate  $5.0 \times 10^{-6}$  and  $(\beta_1, \beta_2) = (0.9, 0.999)$  in minibatches of size 50. Minibatches are drawn by randomly generating priors  $(\mu_0, \sigma_0)$ .