

Semiparametric logistic regression for inference on relative vaccine efficacy in case-only studies with informative missingness

Lars van der Laan^{1,*} and Peter B. Gilbert^{2,3}

¹*University of Washington, Statistics, Seattle, WA, USA.*

²*Fred Hutchinson Cancer Center, Biostatistics, Seattle, WA, USA.*

³*University of Washington, Biostatistics, Seattle, WA, USA.*

**Corresponding author: lvdlaan@uw.edu*

March 12, 2025

Abstract

We develop semiparametric methods for estimating subgroup-specific relative vaccine efficacy against multiple viral strains in a partially vaccinated population. Focusing on observational case-only studies, we address informative missingness in strain type due to vaccination status, pre-vaccination characteristics, and post-infection factors such as viral load. We establish general conditions for the nonparametric identification of relative conditional vaccine efficacy between strains using covariate-adjusted conditional odds ratio parameters. Assuming a log-linear parametric form for strain-specific conditional vaccine efficacy, we propose targeted maximum likelihood estimators based on partially linear logistic regression, leveraging machine learning for flexible confounding adjustment. Finally, we apply our methods to estimate relative strain-specific conditional vaccine efficacy in the ENSEMBLE COVID-19 vaccine trial.

Keywords— Causal inference, semiparametric logistic regression, partially linear, missing outcomes, targeted maximum likelihood, debiased machine learning, case-only, vaccine efficacy, COVID-19

1. INTRODUCTION

For the development of vaccines against genetically diverse pathogens, “sieve analysis” research seeks an understanding of how the protective efficacy of a vaccine depends on the genetic features of the disease-causing pathogen (Gilbert, Self, Ashby, 1998; Gilbert, Lele, Vardi, 1999; Follmann and Huang, 2018). Understanding differential vaccine efficacy by pathogen genotype is important for regulatory approval and public health deployment of vaccines,

as well as for guiding optimization of the pathogen strains to include in vaccine constructs. While sieve analysis is most rigorously based on randomized, placebo-controlled vaccine efficacy trials, once highly efficacious vaccines are available, sieve analysis must often be based on non-randomized observational studies, as is the case for SARS-CoV-2, the pathogen motivating this current methodological research (Rolland and Gilbert, 2021). Given the rapid emergence of the SARS-CoV-2 variants, such as delta and omicron, maximally rigorous and robust statistical methods for sieve analysis of SARS-CoV-2 observational studies are needed.

Observational study designs that could be applied to SARS-CoV-2 vaccine sieve analysis include prospective and retrospective cohort designs, test-negative case-control designs, and various case-only designs (e.g., Fireman et al. (2009); Dai et al. (2018); Patel et al. (2021)) where a “case” is infection with SARS-CoV-2 diagnosed by RNA-PCR that may also require having certain COVID-19 symptoms. The current research focuses on case-only designs, which, after detecting cases via surveillance, measure the case-causing genotypes and ascertain the vaccine statuses of cases. The typical analysis method – multivariable logistic regression – compares vaccination status among disease cases with two different genotypes, where the regression aims to correct for confounding of the association of vaccination status with the case-causing genotype. This approach has been used for vaccines for several pathogens (e.g., Verani et al., 2015) including for studies conducted through the Centers for Disease Control and Prevention’s Emerging Infections Program. Three limitations of this analysis method are: (1) confounding control is achieved through parametric modeling such that model misspecification can bias estimation; (2) informative outcome/genotype missingness can bias parameter and variance estimation; and (3) the parametric estimator can be unstable or even ill-defined in settings with high-dimensional confounders.

We robustify this approach by replacing standard logistic regression with a semiparametric model that can handle missing data and allows the conditional odds ratio to vary with participant covariates and time of infection detection. Specifically, we develop two targeted maximum likelihood estimators (TMLEs) (van der Laan and Rose, 2011) to estimate the relative strain-specific conditional vaccine efficacy, using machine learning to estimate nuisance parameters. The first estimator adjusts for outcome-missingness confounding by leveraging pre-vaccination baseline variables. In contrast, the second estimator adjusts for outcome-missingness confounding using both pre-and-post-infection variables, making it more versatile. As another novel contribution, we provide nonparametric identification results for an ideal conditional relative vaccine efficacy population estimand. We also demonstrate that under further causal assumptions, the conditional odds ratio parameter can identify a conditional relative efficacy parameter under a hypothetical vaccine intervention.

Our work builds upon previous studies on partially linear logistic regression models. Specifically, van der Laan (2009), Tchetgen Tchetgen et al. (2010), and Liu et al. (2021) have all explored inference in such models without missingness. Of note, the first estimator we propose for pre-treatment informed missingness closely aligns with the TMLE algorithm for partially linear logistic regression models without missingness, as outlined in the unpublished

review paper van der Laan (2009). Another study relevant to our research is Tchetgen Tchetgen and Robins (2010), which introduces a semiparametric estimator for examining the statistical interaction between genetic and environmental factors on the risk of a dichotomous disease status in a case-only design. However, our focus differs from theirs, as we are primarily interested in the conditional odds ratio between treatment and outcome rather than statistical interactions between two covariates on the outcome. Additionally, our study accounts for outcome missingness and utilises machine learning for nuisance estimation, which are important considerations for our research.

Our methods are particularly useful in two types of scenarios: (1) data-rich settings that can benefit from the use of flexible and powerful machine-learning tools, and (2) high-dimensional settings where ordinary logistic regression may yield unreliable results. For certain machine-learning algorithms, such as random forests (Breiman, 2001) and gradient-boosting (Friedman, 2001), thousands of samples with hundreds of endpoints may be necessary for achieving satisfactory performance. However, other algorithms such as regularized logistic regression (Tibshirani, 1996), multi-variate adaptive regression splines (Friedman, 1991), generalized additive models (Hastie and Tibshirani, 1987), and the highly adaptive lasso (Benkeser and van der Laan, 2016) can achieve good results with only hundreds of samples if properly tuned. Our method allows for variable-selection techniques and lasso-regularised logistic regression (Tibshirani, 1996) to estimate nuisance components of the data-generating distribution. As a result, our approach allows for inference even when data-driven variable selection is performed for confounding adjustment.

2. PROBLEM FORMULATION AND POPULATION ESTIMAND OF INTEREST

2.1. Setup and data-structure

We consider a target population \mathcal{P} of $N \approx \infty$ independently and identically distributed individuals, such as all inhabitants of a city or all inhabitants of a city not previously infected by the pathogen. Suppose that individuals in \mathcal{P} are at risk of being infected by a viral disease with several different viral variants, and a vaccine is available to all individuals in \mathcal{P} on an opt-in basis. To assess the vaccine’s relative performance against different viral strains, an observational monitoring site offering optional viral-infection testing services is open to members of \mathcal{P} starting from time $t = 0$, which we define as the monitoring site’s opening date. When an individual tests positive for infection at the monitoring site, i.e. becomes a case, various data are recorded, including individual features such as vaccination status, and features of the virus infection, such as viral load and virus strain type. No data are recorded from individuals who test negative for infection. We assume that the time between the initial infection and diagnosis at the monitoring site is negligible, so the time of infection is known with certainty if an infection is diagnosed. Targeted to our ENSEMBLE application context, we also assume that no one in \mathcal{P} is infected before time $t = 0$ (otherwise, we would redefine the population).

We define \mathbb{T} as the set of all possible infection times. Each individual in the target population \mathcal{P} is represented

by the unobserved (full) data structure $O_F \equiv (W, A, T, W_T, J) \sim P_F$, where $W \in \mathbb{R}^d$ denotes baseline covariates determined before the base time $t = 0$, A is a binary indicator taking value 1 if the individual was vaccinated before the time of infection, T is the time of the individual’s first viral infection after the monitoring site at $t = 0$, W_T represents post-infection covariates measured upon visiting the monitoring site, and J is a binary feature of the viral infection that only applies to infected individuals (a “mark” feature). We also define the time-dependent vaccination status indicator $A(t)$, which takes the value 1 if the individual is considered vaccinated immediately before time t . We allow $A(t)$ to change from 1 to 0, modeling vaccine efficacy waning coarsely. In this manuscript, we assume J represents the indicator variable that the infection-causing virus is of a specific strain, and assume that multiple distinct strains do not cause infection, which is supported for COVID-19. Examples of baseline covariates W include age, sex, history of previous infection, and living location. If A is a binary variable representing two different vaccines, W may also include time since vaccination and other shared vaccine characteristics.

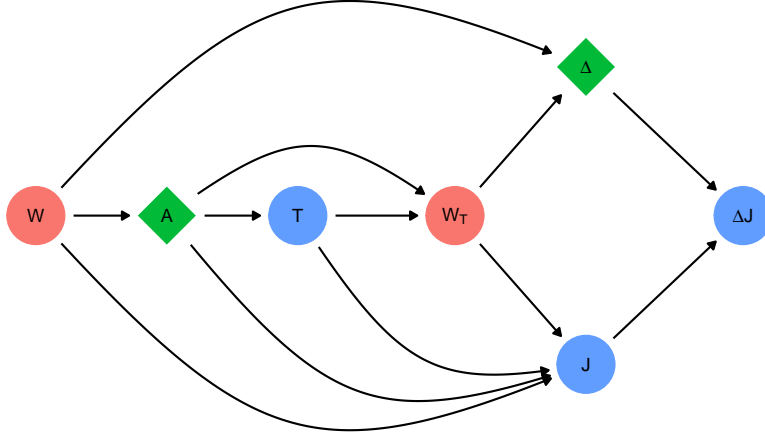


Figure 1: A directed acyclic graph (DAG) representing a possible causal model for the underlying data-generating process with strain missingness informed by post-treatment variables. Confounders are colour-coded red, interventional variables are colour-coded green and diamond-shaped, and outcomes are colour-coded blue.

As individuals have the option to visit the monitoring site for testing and we only observe some cases, we cannot observe the full data structure O_F for all infected members of the target population. Furthermore, baseline variables, vaccine status, and time-of-infection may inform this missingness. Even for individuals whose infection is observed, the outcome variable J may not be observed due to measurement issues or resource limitations. The missingness of J may also be influenced by post-infection covariates W_T , which can be causally affected by vaccine assignment or infection time T . For example, failed viral sequencing due to low viral load at infection time could lead to missing J . We use the indicator variable R to denote whether an individual’s viral infection is observed at the monitoring site and Δ to denote whether the post-infection outcome variable J is recorded. Therefore, the observed case-only data structure is $O \equiv R(W, A, T, W_T, \Delta, \Delta J) \sim P$, where O equals $(W, A, T, W_T, \Delta, \Delta J)$ if $R = 1$ and is an empty

set otherwise. Also, $\Delta J = J$ if $\Delta = 1$, and $\Delta J = 0$ otherwise. We present one possible causal model for the data-generating process in Figure 1.

The methods presented in this manuscript are not dependent on the specific interpretation of R, W, A, T, W_T, Δ , and J , and can be applied to many other scenarios. For example, in addition to baseline variables W , post-infection variables such as symptoms and severity of the infection may be included in W . However, since vaccination status may influence these variables, caution should be exercised in their causal interpretation. Other applications may focus exclusively on vaccinated individuals and define A in terms of the type of vaccine, the number of vaccinations, or the antibody response to vaccination.

2.2. Notation

Recall that P_F and P are the data-generating distributions of O_F and O , respectively. Let $\|\cdot\|$ denote the $L^2(P)$ norm. For a function $f \in L^2(P)$, we use the empirical process notation $Pf = \int f dP$ and $P_n f = \int f dP_n$ where P_n denotes the empirical measure induced by a sample of n observations of O . Throughout this text, we denote a possible realisation of the random variable $O = R(W, A, T, W_T, \Delta, \Delta J)$ by the lowercase letters $o = (a, w, t, w_T, \delta, \delta j)$. For a given distribution P' and realisation o of O , denote the conditional probability of the reference strain given its parents as $\bar{\mu}_{P'}(a, w, t, w_T) := P'(J = 1 | \Delta = 1, R = 1, W_T = w_T, A = a, W = w, T = t)$. Denote the conditional vaccination probabilities as $\pi_{P'}(w, t) := P'(A = 1 | W = w, R = 1, T = t)$ and $\tilde{\pi}_{P'}(w, t) := P'(A = 1 | R = 1, \Delta = 1, W = w, T = t)$, and denote the conditional strain nonmissingness probability as $\Pi_{P'}(a, w, t, w_T) := P'(\Delta = 1 | R = 1, W_T = w_T, A = a, W = w, T = t)$. Denote $\mu_{P'}(a, w, t) := P'(J = 1 | R = 1, A = a, W = w, \Delta = 1, T = t)$ and $\mu_{adj, P'}(a, w, t) := E_{P'}[\bar{\mu}_{P'}(a, w, t, w_T) | R = 1, A = a, W = w, T = t]$. We define the conditional odds ratio $OR(P')(w, t)$ and adjusted conditional odds ratio $OR_{adj}(P')(w, t)$ by

$$OR(P')(w, t) := \frac{\mu_{P'}(1, w, t)/(1 - \mu_{P'}(1, w, t))}{\mu_{P'}(0, w, t)/(1 - \mu_{P'}(0, w, t))}$$

$$OR_{adj}(P')(w, t) := \frac{\mu_{adj, P'}(1, w, t)/(1 - \mu_{adj, P'}(1, w, t))}{\mu_{adj, P'}(0, w, t)/(1 - \mu_{adj, P'}(0, w, t))}.$$

2.3. The relative strain-specific conditional vaccine efficacy and semiparametric model assumptions

For strain type $j \in \{0, 1\}$ and realisation (w, a) of $(W, A(t))$ at time $t \in \mathbb{T}$, let

$$\lambda_j(t | A(t) = a, W = w) := \lim_{h \downarrow 0} \frac{1}{h} P_F(J = j, T \in [t, t+h) | A(t) = a, W = w, T \geq t)$$

be the cause-specific conditional hazard function. This function represents the probability of an individual acquiring the j th viral strain at time t , given that they had vaccination assignment a before time t and were not infected before time t , based on their baseline information. We also define the strain-specific conditional vaccine efficacy for each

strain type $j \in \{0, 1\}$ as $VE_j(t | w) = 1 - \exp\{\theta_j(t | w)\}$, where $\theta_j(t | w) = \log\{\lambda_j(t | A(t) = 1, W = w) / \lambda_j(t | A(t) = 0, W = w)\}$.

Suppose we observe n i.i.d. case-only instances (O_1, O_2, \dots, O_n) of the data-structure $O | (R = 1) \sim P$, and we wish to compare the efficacy of a vaccine against strain $J = 1$ with that against strain $J = 0$. Since we can only observe individuals who have contracted the viral infection, i.e. cases, we cannot determine the strain-specific conditional vaccine efficacy parameters $VE_0(t | w)$ and $VE_1(t | w)$ from the data-generating distribution P of the observed data. As such, we instead consider the relative strain-specific conditional vaccine efficacy parameter,

$$\Psi_F(P_F)(w, t) := \frac{1 - VE_1(t | w)}{1 - VE_0(t | w)}. \quad (1)$$

We can express this parameter as the conditional odds ratio between J and A under the target population: $\Psi_F(P_F)(w, t) = OR_F(P_F)(w, t)$ where

$$OR_F(P_F)(w, t) := \frac{P_F(J = 1 | A = 1, W = w, T = t) / P_F(J = 0 | A = 1, W = w, T = t)}{P_F(J = 1 | A = 0, W = w, T = t) / P_F(J = 0 | A = 0, W = w, T = t)}, \quad (2)$$

which follows from Bayes rule and that $A(t) = A$ on the event $\{T = t\}$. This identity implies that the estimand $\Psi_F(P_F)(w, t)$ is determined by the conditional distribution of the strain type among population cases, given baseline covariates W , infection time T , and vaccination status at the time of infection. Under certain missing-data assumptions, we can identify $\Psi_F(P_F)$ from the data-generating distribution P of the observed data.

In this manuscript, we develop semiparametric and asymptotically linear estimators for $OR_F(P_F)$ under two sets of missing-data assumptions for P_F given in the next section, recognising that this provides estimators for the relative strain-specific conditional vaccine efficacy, $(w, t) \mapsto \Psi_F(P_F)(w, t)$. We assume that $OR_F(P_F)$, and thus $\Psi_F(P_F)$, is log-linear with a functional form that is known up to a finite-dimensional coefficient vector $\beta_F(P_F)$. That is, we assume that there exists a known vector-valued function $\underline{f} : \mathbb{R}^d \times \mathbb{T} \mapsto \mathbb{R}^s$ and an unknown coefficient vector $\beta_F(P_F) \in \mathbb{R}^s$ such that

$$\log OR_F(P_F)(w, t) = \beta_F(P_F)^T \underline{f}(w, t). \quad (3)$$

Equation (3) implies a semiparametric model assumption on P_F , which is the same as a partially linear logistic regression model on the outcome regression function $P_F(J = 1 | A = a, W = w, T = t)$, as described by Tchetgen Tchetgen et al. (2010). Thus, we can replace the model assumption in Equation (3) with the following equation:

$$\text{logit}\{P_F(J = 1 | A = a, W = w, T = t)\} = a\beta_F(P_F)^T \underline{f}(w, t) + h_{P_F}(w, t), \quad (4)$$

where $h_{P_F}(w, t) := \text{logit}\{P_F(J = 1 | A = 0, W = w, T = t)\}$ remains unspecified.

Nonparametric modeling of $(w, t) \mapsto OR_F(P_F)(w, t)$, while possibly of interest for some applications, makes

interpretation and inference difficult. This is because the parameter $P_F \mapsto OR_F(P_F)(w, t)$ is not pathwise differentiable under a nonparametric statistical model, which means that root- n consistent, regular, and asymptotically-normal estimators cannot be obtained without additional assumptions on the functional form of $OR_F(P_F)$ (Bickel et al., 1993). On the other hand, parametric modeling of $OR_F(P_F)$ allows for the development of root- n consistent and semiparametric efficient estimators using techniques from efficiency theory (Bickel et al., 1993; van der Laan, Robins, 2003; van der Laan, Rose, 2011), while still leaving nuisance components of the data-generating distribution unspecified. Fortunately, the relative conditional vaccine efficacy is an interpretable feature whose functional form may be plausibly modeled using domain knowledge. For instance, it might be known based on the analysis of vaccine clinical trials that the strain-specific vaccine efficacy is close to constant across different baseline covariate subgroups, i.e $\log OR_F(P_F)(w, t) \approx \beta_F(P_F)$ for some $\beta_F(P_F) \in \mathbb{R}$. Regardless, $\log OR_F(P_F)(w, t)$ could still be relatively flexibly modeled using, for instance, a finite number of cubic spline basis functions. We make no further assumptions on the functional form of P_F to alleviate unnecessary biases, since usually little is known about the functional form of other features of P_F and P .

Before proceeding, it is important to note that we focus on the inference of a conditional version of the relative strain-specific vaccine efficacy. This is intentional, as marginal versions of vaccine efficacy are often not identifiable due to potential differences in the covariate distribution between observed cases and the overall population. Moreover, utilizing the conditional relative strain-specific vaccine efficacy enables the discovery of vaccine subgroup effects, and it may be more transportable to populations with varying baseline covariate distributions.

3. NONPARAMETRIC IDENTIFICATION OF THE TARGET PARAMETER

In view of the missingness indicators R and Δ , the observed data-structure O is a coarsening of the full data-structure O_F . As such, the target estimand $OR_F(P_F)$ is not necessarily identified from the probability distribution P of O . In this section, we introduce causal (missing-data) assumptions that enable identification of $OR_F(P_F)$ from the data-generating distribution of O . Moreover, we provide a set of (strong) causal assumptions on the vaccine efficacy mechanism that allows for interpretation of $OR_F(P_F)$ as a measure of relative vaccine efficacy under a hypothetical vaccine intervention on the target population. These identification results are nonparametric and do not require assumptions about the functional forms of P and P_F .

3.1. Identification of population parameter from observed data distribution

In this section, we establish conditions for identifying the conditional odds ratio in (2), and thus the relative conditional vaccine efficacy parameter in (1), from a parameter in the observed data-generating distribution. We provide two sets of causal assumptions that enable identification, with the second set being a weaker version of the first. The first set assumes that strain missingness is informed only by baseline variables and vaccination status, while the second set

allows post-infection variables also to influence strain missingness. We present the first identification result below.

Assumption 1. *Weak overlap for vaccination status:* $P(1 > P(A = 1|W, R = 1) > 0) = 1$.

Assumption 2. *Weak overlap for strain missingness:* $P(P(\Delta = 1|A, W, R = 1, T = t) > 0) = 1$.

Assumption 3. *Weak overlap for case missingness:* $P_F(P_F(R = 1|A, W, T = t) > 0) = 1$.

Assumption 4. *Cases are missing at random in the population:* $R \perp\!\!\!\perp J|A, W, T = t$.

Assumption 5. *Strain is missing at random among observed cases:* $\Delta \perp\!\!\!\perp J|A, W, T = t, R = 1$.

Theorem 1. *Under assumptions 1-5, the target estimand $OR_F(P_F)(w, t)$ defined at (2) is identified from P by the conditional odds ratio,*

$$OR(P)(w, t) := \frac{\mu_P(a = 1, w, t)/(1 - \mu_P(a = 1, w, t))}{\mu_P(a = 0, w, t)/(1 - \mu_P(a = 0, w, t))}.$$

We now discuss the assumptions of Theorem 1. Assumptions 1-3 are standard positivity assumptions that ensure that $OR(P)$ and $OR_F(P_F)$ are well-defined. The first assumption guarantees a positive probability of observing each vaccination status among the cases in each stratum of W . The second assumption stipulates that among the observed cases ($R = 1$) infected at time $T = t$, there is a positive probability of observing J in all strata of (A, W) . Similarly, the third assumption requires that among all members of \mathcal{P} who were infected at time $T = t$ there was a positive probability of visiting the monitoring site, being tested positively for infection, and having the data-structure (W, A, T) recorded. Assumption 5 states that the outcome J is missing-at-random among observed infections at time $T = t$ within strata of A and W . This assumption is violated if the missingness of J is caused by post-infection variables that predict J . In such cases, adjusting for these variables by including them in W may not lead to a causally interpretable relative conditional vaccine efficacy measure. Assumption 4 is a strong assumption and is essential for identifying the relative conditional vaccine efficacy of the population. It requires that, at time t and within all strata of A and W , the distribution of the viral strain type is identical among visitors and non-visitors to the monitoring site. This assumption would be violated if different viral strains cause different symptoms, affecting an individual's decision to visit the monitoring site for testing. In this case, the strain type J causally affects its missingness R , inducing confounding bias that may not be adjustable using the observed data. To increase the plausibility of Assumptions 3 and 4, we can redefine the population \mathcal{P} as individuals who are likely to visit the monitoring site for testing or redefine the endpoint as severe viral infection. For example, suppose individuals with severe symptoms are less likely to consider their symptoms when deciding whether or not to visit the monitoring site. In that case, a possible solution is to redefine the endpoint J as an indicator of being infected with a particular viral strain and having a symptom severity level exceeding a predetermined threshold.

We present assumptions that relax Assumption 5 and enable identification of $\Psi_F(P_F)$ in a broader context where the post-infection covariates W_T , which also inform J , determine the missingness of J .

Assumption 6. *Weak overlap for strain missingness:* $P_F(P(\Delta = 1|W_T, A, W, R = 1, T = t) > 0) = 1$.

Assumption 7. *Strain is missing at random after adjusting for W_T :* $\Delta \perp\!\!\!\perp J|W_T, A, W, R = 1, T = t$.

Theorem 2. *Suppose assumptions 1, 3, 4 and 6 and 7 hold. Then, the target estimand (1) is identified from P by the adjusted conditional odds ratio,*

$$OR_{adj}(P)(w, t) := \frac{\mu_{adj,P}(a = 1, w, t)/(1 - \mu_{adj,P}(a = 1, w, t))}{\mu_{adj,P}(a = 0, w, t)/(1 - \mu_{adj,P}(a = 0, w, t))}.$$

Assumption 6 requires that assumption 2 remains true after conditioning on the post-infection variables W_T . Assumption 7 is a weaker version of Assumption 5, as it allows for the possibility that the missingness of J may be informed by post-infection variables W_T even if these variables causally affect J . Notably, the DAG depicted in Figure 1 implies that the corresponding causal model satisfies Assumption 7 due to the conditional independence relations it induces. In specific scenarios, such as when viral strain missingness is related to factors like low viral load or the severity of infection symptoms, it may be plausible to satisfy Assumption 7 by incorporating post-infection variables that capture these factors into the post-infection covariate W_T .

3.2. Identification of population parameter with causal parameter

To make the relative conditional vaccine efficacy estimand in Equation (1) more causally interpretable, we would like to adjust for baseline variables that predict both vaccination status at time t , $A(t)$, and the outcomes (T, J) . This adjustment would make the estimand $\Psi_F(P_F)$ more transportable across populations with different distributions of baseline covariates and vaccination status. However, because individuals in the real-world population are vaccinated at different times, and their vaccination time may influence both the infection time and the viral strain that causes the infection, $\Psi_F(P_F)$ is generally not interpretable as relative conditional vaccine efficacy from a hypothetical randomized control vaccine trial. In this section, we introduce potentially strong causal assumptions that can be used to show that $\Psi_F(P_F)(w, t)$ corresponds with an instantaneous conditional relative vaccine efficacy under a hypothetical vaccine intervention.

To this end, we make the simplifying assumption that the possible infection times are discrete and integer-valued, e.g., $\mathbb{T} \subset \mathbb{N}$ encodes days passed since baseline $t = 0$. Consider a member $O_F \in \mathcal{P}$ of the population that has not acquired viral infection before time t and is not yet vaccinated at time t , i.e., $A(t-1) := 0$. Let $(T_t(1), J_t(1))$ be the potential outcomes (Rubin, 2005) of (T, J) that would be observed under the hypothetical intervention that vaccinates the individual O_F at time t . Moreover, let $(T_t(0), J_t(0))$ be the potential outcomes that would be observed if the

individual is not vaccinated at time t . We assume the causal ordering that $A(t)$ is determined before the potential outcomes $(T_t(a), J_t(a) : a \in \{0, 1\})$. We stress that the potential outcomes $T_t(a)$ and $J_t(a)$ are only meaningfully defined on the event $\{T \geq t, A(t-1) = 0\}$. Let $O_{F,c} = (O_F, A(t-1), T_t(0), J_t(0), T_t(1), J_t(1)) \sim P_{F,c}$ be the corresponding causal data-structure. Under the following causal assumptions, Theorem 3 establishes that $OR_F(P_F)(w, t) = \Psi_F(P_F)$ can be interpreted as relative conditional vaccine efficacy under a hypothetical randomized controlled vaccine efficacy trial performed among all members of the population who have not yet been infected or vaccinated before time t .

Assumption 8. *Consistency of potential outcomes:* For each $a \in \{0, 1\}$,

$$(T_t(a), J_t(a)) \mid \{A(t) = a, A(t-1) = 0, T \geq t, W\} \stackrel{d}{=} (T, J) \mid \{A(t) = a, A(t-1) = 0, T \geq t, W\}.$$

Assumption 9. *Exchangeability:* For each $a \in \{0, 1\}$, $(T_t(a), J_t(a)) \perp\!\!\!\perp A(t) \mid \{A(t-1) = 0, W, T \geq t\}$.

Assumption 10. *Markov dependence of outcomes on vaccination history:* For each $a \in \{0, 1\}$, $(T, J) \perp\!\!\!\perp A(t-1) \mid \{A(t) = a, T \geq t, W\}$.

Theorem 3. *Under Assumptions 8-10, we have $OR_F(w, t) =$*

$$\frac{P_{F,c}(T_t(1) = t, J_t(1) = 1 \mid T \geq t, A(t-1) = 0, W = w) / P_{F,c}(T_t(0) = t, J_t(0) = 1 \mid T \geq t, A(t-1) = 0, W = w)}{P_{F,c}(T_t(1) = t, J_t(1) = 0 \mid T \geq t, A(t-1) = 0, W = w) / P_{F,c}(T_t(0) = t, J_t(0) = 0 \mid T \geq t, A(t-1) = 0, W = w)}$$

Assumption 8 is a standard consistency condition for the potential outcomes (Rubin, 2005; Pearl, 2009). Assumption 9 assumes no unmeasured confounders between the potential outcomes and vaccination assignment at time t , which is also standard in the causal inference literature (Rubin, 2005; Pearl, 2009). Assumption 10 is a strong assumption that assumes the distribution of (T, J) among uninfected individuals who receive the vaccine at time t is the same as the distribution among those who had already been vaccinated prior to time t . This implies that the likelihood of a vaccinated person acquiring an infection at time t is not affected by the duration since vaccination and that the vaccine's complete protective effect is realised at the time of administration. While these assumptions are typically not met, the Markov-type assumption may be more plausible if previously vaccinated individuals are considered unvaccinated after sufficient time has passed. In addition, if vaccination is replaced with a monoclonal antibody, it is more plausible that the effect of the treatment is realised quickly after its administration. We caution against drawing conclusions from this causal identification beyond that it motivates the benefit of adjusting for covariates predictive of both vaccination and the outcomes when interpreting $\Psi_F(P_F)$.

4. SEMIPARAMETRIC TARGETED LEARNING AND INFERENCE FOR THE CONDITIONAL ODDS RATIOS

The following sections give efficient and inefficient influence functions for the odds ratio coefficient parameters β and β_{adj} . Using the targeted maximum likelihood estimation (TMLE) framework (van der Laan, Rose, 2011), we develop \sqrt{n} -consistent and asymptotically normal substitution estimators for both the coefficient vectors and their respective conditional odds ratios. An R package implementing our methods can be found on GitHub at: <https://github.com/Larsvanderlaan/spCaseOnlyVE>.

The efficient influence function plays a key role in semiparametric inference by determining the best possible variance of asymptotically linear and regular estimators. This function encodes the sensitivity of the target estimand under perturbations of the data-generating distribution and can be used to construct asymptotically linear and locally efficient estimators. Popular semiparametric estimation strategies include one-step estimation (Bickel et al., 1993) and influence function-based estimating equations (Robins et al., 1994, van der Laan and Robins, 2003; Chernozhukov et al., 2018), as well as targeted maximum likelihood estimation (van der Laan and Rubin, 2006; van der Laan, Rose, 2011). However, one-step and estimating equation approaches are not substitution estimators and, therefore, may not respect known constraints of the statistical model, which can impact finite sample performance (Kang and Schafer, 2007). TMLE provides a general framework for constructing efficient substitution estimators that agree with the one-step and estimating-equation-based estimators obtained from the targeted data-generating distribution estimator while potentially improving finite-sample performance (Porter et al., 2011). The targeted learning methodology (van der Laan and Rose, 2011; van der Laan, 2019) advocates for using flexible, data-adaptive, black-box machine-learning algorithms within the estimation procedure, avoiding bias due to misspecification and relaxing the conditions needed for asymptotic linearity and efficiency.

4.1. Semiparametric estimation when pre-vaccination variables inform strain missingness

In this section, we provide asymptotically linear and semiparametrically efficient TMLEs for the population odds ratio $OR(P)$ and the parameter vector $\beta(P)$, assuming the semiparametric assumption that $OR(P)(w, t) = \exp\{\beta(P)^T \underline{f}(w, t)\}$ for some $\beta(P) \in \mathbb{R}^s$. Our semiparametric assumption is equivalent to assuming that the relative conditional vaccine efficacy parameter $\Psi_F(P_F)$ satisfies (3) with $\beta_F(P_F) = \beta(P)$, under the identification result of Theorem 1, which assumes that the case missingness R and strain missingness Δ are randomized conditional on baseline covariates and treatment. In the next section, we propose a TMLE that can provide valid inference even when post-infection variables inform the strain missingness.

To this end, let \mathcal{M} be a semiparametric statistical model corresponding with the assumption that each $P' \in \mathcal{M}$ satisfies $\mu_{P'}(a, w, t) = \expit\{a \cdot \beta(P')^T \underline{f}(w, t) + h_{P'}(w, t)\}$ for some $\beta(P') \in \mathbb{R}^s$ and $h_{P'} : \mathbb{R}^d \times \mathbb{T} \rightarrow \mathbb{R}$. Under

the assumption that $P \in \mathcal{M}$, we have $OR(P)(w, t) = \beta(P)^T \underline{f}(w, t)$. We first present the efficient influence function of the parameter $P \mapsto \beta(P)$ under the semiparametric model assumption that $P \in \mathcal{M}$. Denote, for each realisation (a, w, t) of (T, A, W) and $P' \in \mathcal{M}$, the conditional variance function $\sigma_{P'}^2(a, w, t) := \mu_{P'}(a, t, w)(1 - \mu_{P'}(a, w, t))$. Further, define

$$H_{P'}(a, w, t) := \left(a - \frac{E_{P'}[A\sigma_{P'}^2(a = 1, w, t) \mid T = t, W = w, \Delta = 1]}{E_{P'}[\sigma_{P'}^2(A, w, t) \mid T = t, W = w, \Delta = 1]} \right),$$

which can be seen to implicitly depend on $\tilde{\pi}$ after expanding the expectation over A . Next, define the scaling matrix $\Lambda_{P'}$ as

$$\Lambda_{P'}^{-1} := E_{P'} \left\{ \underline{f}(W, T) \underline{f}^T(W, T) \frac{\Delta(1 - \tilde{\pi}_{P'}(W, T))\tilde{\pi}_{P'}(W, T)\sigma_{P'}^2(1, W, T)\sigma_{P'}^2(0, W, T)}{(1 - \tilde{\pi}_{P'}(W, T))\sigma_{P'}^2(0, W, T) + \tilde{\pi}_{P'}(W, T)\sigma_{P'}^2(1, W, T)} \right\},$$

where we assume throughout that $\Lambda_{P'}^{-1}$ is invertible.

The efficient influence function of β under \mathcal{M} is given in the following theorem and its derivation follows with minor modifications from the proof of the semiparametric efficient influence function for the partially linear logistic regression model given in van der Laan (2009) – see also Tchetgen Tchetgen et al. (2010).

Theorem 4. *The vector-valued efficient influence function of β at $P \in \mathcal{M}$ with respect to the semiparametric statistical model \mathcal{M} is*

$$D_P(o) := (\Lambda_P \underline{f}(w, t)) \odot \delta H_P(a, w, t) [\delta j - \mu_P(a, w, t)],$$

where the product “ \odot ” is taken coordinate-wise.

Next, let $P_{n,0} \in \mathcal{M}$ be an estimate of P , which can be obtained using the methods described in Appendix A of the Supplementary Information. Using techniques from efficiency theory (Bickel et al., 1993), we can show that the bias of the plug-in estimator $\beta(P_{n,0})$ is equal to $-PD_{P_{n,0}}$, up to typically second-order terms. This suggests using the influence function $D_{P_{n,0}}$ to construct a debiased estimator of $\beta(P)$. One such estimator for $\beta(P)$ is the one-step estimator (Bickel et al., 1993) which is given by $\beta(P_{n,0}) + P_n D_{P_{n,0}}$, where the second term is a bias correction obtained by empirically estimating $PD_{P_{n,0}}$.

An alternative estimator, TMLE, constructs an updated estimator $P_n^* \in \mathcal{M}$ from $P_{n,0}$ corresponding with updated nuisance such that the efficient score equation is solved:

$$\frac{1}{n} \sum_{i=1}^n D_{P_n^*}(O_i) = 0. \quad (5)$$

Since the efficient score equation corresponds with the debiasing term for the one-step estimator of $\beta(P)$ obtained using P_n^* , the resulting TMLE $\beta(P_n^*)$ is both a one-step estimator and a substitution estimator. Leveraging this fact, we show later, under mild regularity conditions, that the TMLEs $OR(P_n^*)(w, t) = \exp\{\underline{f}(w, t)^T \beta(P_n^*)\}$ and $\beta(P_n^*)$ for $OR(P)$ and $\beta(P)$ are asymptotically linear and efficient estimators.

The TMLE algorithm involves performing iterative (working) maximum likelihood estimation along a (data-dependent) parametric submodel that fluctuates the initial estimator $P_{n,0} \in \mathcal{M}$ in a direction determined by the efficient influence function of β , a so-called least favorable model (van der Laan and Rose, 2011). In this case, the submodel only fluctuates the conditional train probability $\mu_{P_{n,0}}$ and leaves all other components of $P_{n,0}$ unchanged.

For a given offset $P' \in \mathcal{M}$, define the (least-favorable) fluctuation submodel through P' and working log-likelihood function:

- *Logistic fluctuation submodel:* $(P'(\varepsilon) : \varepsilon \in \mathbb{R}^s) \subset \mathcal{M}$ is a submodel that only fluctuates $\mu(P')$ and satisfies

$$\varepsilon \mapsto \text{logit} \{ \mu_{P'(\varepsilon)}(a, w, t) \} = \text{logit} \{ \mu_{P'}(a, w, t) \} + \varepsilon^T \underline{f}(w, t) H_{P'}(a, w, t) : \varepsilon \in \mathbb{R}^s$$

- *Working log-likelihood function:*

$$L_n(P') := \frac{1}{n} \sum_{i=1}^n \Delta_i \{ J_i \log \mu_{P'}(Z_i) + (1 - J_i) \log(1 - \mu_{P'}(Z_i)) \} \text{ where } Z_i := (A_i, W_i, T_i).$$

By construction, the submodel $\{P'(\varepsilon) : \varepsilon \in \mathbb{R}^s\}$ respects the partially linear constraints imposed by \mathcal{M} . In particular, we have $\mu_{P'(\varepsilon)}(a, w, t) = \text{expit} \{ h_{P'(\varepsilon)}(w, t) + a\beta(P'(\varepsilon))^T \underline{f}(w, t) \}$ where $\beta(P'(\varepsilon)) = \beta(P') + \varepsilon$ and $h_{P'(\varepsilon)} = h_{P'}(w, t) + \varepsilon^T \underline{f}(w, t) H_{P'}(a = 0, w, t)$. It can also be verified that the score vector of the working log-likelihood along this submodel satisfies

$$\frac{d}{d\varepsilon} L_n(P'(\varepsilon)) = \frac{1}{n} \sum_{i=1}^n \Delta_i H_{P'}(A_i, W_i, T_i) [J_i - \mu_{P'(\varepsilon)}(A_i, W_i, T_i)].$$

To construct a targeted MLE P_n^* satisfying Equation (5), we note that $\frac{d}{d\varepsilon} L_n(P'(\varepsilon))|_{\varepsilon=0}$ is proportional to $\frac{1}{n} \sum_{i=1}^n D_{P'}(O_i)$ up to matrix scaling by $\Lambda_{P'}$. Starting with an initial estimator $P_{n,0}$, we obtain the MLE $\varepsilon_n^* \in \text{argmax}_{\varepsilon \in \mathbb{R}^s} L_n(P_{n,0}(\varepsilon))$ by fluctuating the initial estimator. If ε_n^* happened to be the zero vector, then the first-order equations characterising the MLEs ε_n^* and $P_n^* := P_{n,0}(\varepsilon_n^*)$ would imply that Equation (5) is satisfied, as we desire. Although ε_n^* is typically not zero after one update step, the first-order equations characterising the MLE still imply that

$$\frac{1}{n} \sum_{i=1}^n \Delta_i H_{P_{n,0}}(A_i, W_i, T_i) [J_i - \mu_{P_n^*}(A_i, W_i, T_i)] = 0,$$

We can construct a targeted MLE P_n^* that satisfies Equation (5) using an iterative TMLE that is defined as follows.

The algorithm updates estimators iteratively using maximum likelihood estimation. To begin, we set $k = 0$ and initialise $P_{n,0}^{(k=0)} = P_{n,0}$. For each $k \in \mathbb{N}$, we define updated estimators $P_{n,0}^{(k)} := P_{n,0}^{(k-1)}(\varepsilon_n^{(k)})$ where $\varepsilon_n^{(k)} = \text{argmax}_{\varepsilon \in \mathbb{R}^s} L_n(P_{n,0}^{(k-1)}(\varepsilon))$ is the MLE obtained after k iterations. This recursion implies that $\beta(P_{n,0}^{(k)}) = \beta(P_{n,0}^{(k-1)}) + \varepsilon_n^{(k)}$. Standard software can be used to perform iterative multivariate logistic regression to compute these MLEs. We

iterate this maximum likelihood update until the updated MLE $\hat{\varepsilon}_n^{(K)}$ at iteration K is sufficiently close to the zero vector, obtaining an estimator $P_n^* := P_{n,0}^{(K)}$ that approximately solves the efficient score equation. The TMLEs for $\beta(P)$ and $OR(P)(w, t)$ are then given by $\beta(P_n^*)$ and $\exp\left\{\underline{f}^T(w, t)\beta(P_n^*)\right\}$. The procedure should be iterated until the efficient score is solved at a level $\frac{1}{n} \sum_{i=1}^n D_{P_n^*}(O_i) = o_P(1/\sqrt{n})$ for our theoretical results to apply.

4.2. Semiparametric estimation when pre-and-post-infection variables inform strain missingness

We present asymptotically linear TMLEs for $OR_{adj}(P)$ and $\beta_{adj}(P)$ under the semiparametric assumption that $OR_{adj}(P)(w, t)$ equals $\exp\left\{\beta_{adj}(P)^T \underline{f}(w, t)\right\}$ for some $\beta_{adj}(P) \in \mathbb{R}^s$. The conditional odds ratio $OR_{adj}(P)$ of the observed data distribution identifies the population odds ratio $OR_F(P_F)$ under the missing-data assumptions of Theorem 2. As such, under the identification, our semiparametric assumption is equivalent to assuming $\Psi_F(P_F)$ satisfies (3) with $\beta_F(P_F) = \beta_{adj}(P)$. These TMLEs are valid even when post-infection covariates W_T inform the viral strain J and strain missingness Δ . Compared to the TMLEs in the previous section, the proposed TMLEs offer valid inference in a wider range of scenarios.

To this end, let \mathcal{M}_{adj} be a semiparametric statistical model corresponding with the assumption that each $P' \in \mathcal{M}$ satisfies $\mu_{adj, P'} = \text{expit}\{a \cdot \beta_{adj}(P')^T \underline{f}(w, t) + h_{adj, P'}(w, t)\}$ for some $\beta_{adj}(P') \in \mathbb{R}^s$ and $h_{adj, P'} : \mathbb{R}^d \times \mathbb{T} \rightarrow \mathbb{R}$. Assuming P belongs to the statistical model \mathcal{M} , we can express the adjusted odds ratio $OR_{adj}(P)(w, t)$ as $\beta_{adj}(P)^T \underline{f}(w, t)$. However, deriving the efficient influence function for estimating β_{adj} under the semiparametric statistical model \mathcal{M}_{adj} is challenging since the parameter involves marginalisation over W_T . Instead, we use techniques for censored-data models developed in van der Laan, Robins (2003) to provide a closed-form influence function for β_{adj} that is potentially inefficient. Although this influence function may be inefficient, it reduces to the efficient influence function of β_{adj} under \mathcal{M}_{adj} if there is no strain missingness (i.e., $P(\Delta = 1) = 1$), indicating that it is a reasonable choice in terms of efficiency.

For each $P' \in \mathcal{M}_{adj}$, let $\sigma_{adj, P'}^2(a, t, w) := \mu_{adj, P'}(a, t, w)(1 - \mu_{adj, P'}(a, t, w))$ and define the function

$$H_{adj, P'}(a, w, t) := \left(a - \frac{E_{P'}[A \sigma_{adj, P'}^2(a = 1, t, w) \mid T = t, W = w]}{E_P[\sigma_{adj, P'}^2(A, t, w) \mid T = t, W = w]} \right).$$

Next, define the weight matrix $\Lambda_{adj, P}$ as

$$\Lambda_{adj, P'}^{-1} := E_{P'} \left\{ \underline{f}(W, T) \underline{f}^T(W, T) \frac{(1 - \pi_{P'}(W, T)) \pi_{P'}(W, T) \sigma_{adj, P'}^2(1, W, T) \sigma_{adj, P'}^2(0, W, T)}{(1 - \pi_{P'}(W, T)) \sigma_{adj, P'}^2(0, W, T) + \pi_{P'}(W, T) \sigma_{adj, P'}^2(1, W, T)} \right\},$$

where we assume the inverse exists.

Theorem 5. A vector-valued influence function for the parameter β_{adj} at P under \mathcal{M}_{adj} is

$$D_{adj,P}(o) := \frac{\delta}{\Pi_P(w_T, t, a, w)} \odot \{ \Lambda_{adj,P} \underline{f}(w, t) \} \odot H_{adj,P}(a, w, t) [j - \bar{\mu}_P(w_T, t, a, w)] \\ + \{ \Lambda_{adj,P} \underline{f}(w, t) \} \odot H_{adj,P}(a, w, t) [\bar{\mu}_P(w_T, t, a, w) - \mu_{adj,P}(a, w, t)],$$

where the product “ \odot ” is taken coordinate-wise.

Using the same approach as in the previous section, the above influence function can be used to construct a one-step estimator for $\beta_{adj}(P)$. We now give a TMLE for $\beta_{adj}(P)$ and $OR_{adj}(P)$, which, although more involved, is similar to the TMLE of the previous section. Let $P' \in \mathcal{M}_{adj}$ be an arbitrary offset. We define the following (least-favorable) fluctuation submodel and working log-likelihood function:

- *Logistic fluctuation submodel:* $(P'(\varepsilon) : \varepsilon = (\varepsilon_1, \varepsilon_2) \in \mathbb{R}^s \times \mathbb{R}^s) \subset \mathcal{M}$ is a submodel that only fluctuates $\mu_{adj,P'}$ and $\bar{\mu}_{P'}$ through the paths $(\mu_{adj,P'}(\varepsilon_1) : \varepsilon_1 \in \mathbb{R}^s)$ and $(\bar{\mu}_{P'}(\varepsilon_1) : \varepsilon_1 \in \mathbb{R}^s)$ where

$$\text{logit} \{ \mu_{adj,P'}(\varepsilon_1)(a, w, t) \} := \text{logit} \{ \mu_{adj,P'}(a, w, t) \} + \varepsilon_1^T \underline{f}(w, t) H_{P'}(a, w, t) : \varepsilon_1 \in \mathbb{R}^s; \\ \text{logit} \{ \bar{\mu}_{P'}(\varepsilon_2)(w_T, t, a, w) \} := \text{logit} \{ \bar{\mu}_{P'}(w_T, t, a, w) \} + \varepsilon_2^T \underline{f}(w, t) H_{P'}(a, w, t) : \varepsilon_2 \in \mathbb{R}^s.$$

- *Working log-likelihood function:* $\varepsilon \mapsto L_n(P'(\varepsilon)) := L_{n,1}(\varepsilon_1; P') + L_{n,2}(\varepsilon_2; P')$ where

$$L_{n,1}(\varepsilon_1; P') := \frac{1}{n} \sum_{i=1}^n \{ \bar{\mu}_{P'}(X_i) \log \mu_{adj,P'}(\varepsilon_1)(Z_i) + (1 - \bar{\mu}_{P'}(X_i)) \log(1 - \mu_{adj,P'}(\varepsilon_1)(Z_i)) \}; \\ L_{n,2}(\varepsilon_1; P') := \frac{1}{n} \sum_{i=1}^n \frac{\Delta_i}{\Pi_{P'}(X_i)} \{ J_i \log \bar{\mu}_{P'}(\varepsilon_2)(X_i) + (1 - J_i) \log(1 - \bar{\mu}_{P'}(\varepsilon_2)(X_i)) \},$$

and $X_i := (W_{T,i}, T_i, A_i, W_i)$, $Z_i := (A_i, W_i, T_i)$.

It can be verified that $\frac{d}{d\varepsilon} L_n(P'(\varepsilon))|_{\varepsilon=0}$ is proportional to the score $P_n D_{adj,P'}$ up to matrix scaling by $\Lambda_{adj,P'}$. The working log-likelihood function, $\varepsilon \mapsto L_n(P'(\varepsilon))$, is a sum of two log-likelihood factors. $L_{n,2}(\varepsilon_2; P')$ is a weighted log-likelihood function based on the inverse probability of missingness and only depends on the fluctuation model for $\bar{\mu}_{P'}$. Meanwhile, $L_{n,1}(\varepsilon_1; P')$ is a log-likelihood function that only depends on the fluctuation model for $\mu_{adj,P'}$ and involves a pseudo-outcome based on $\bar{\mu}_{P'}$. Since ε_1 and ε_2 are variation independent, the MLE $\varepsilon_n^* = \text{argmax}_{\varepsilon \in \mathbb{R}^s \times \mathbb{R}^s} L_n(P'(\varepsilon))$ equals $(\varepsilon_{n,1}^*, \varepsilon_{n,2}^*)$ where $\varepsilon_{n,j}^* = \text{argmax}_{\varepsilon_j \in \mathbb{R}^s} L_{n,j}(\varepsilon_j; P')$ for $j \in \{1, 2\}$. Thus, the offset MLE can be computed using standard software for weighted logistic regression.

Let $P_{n,0} \in \mathcal{M}_{adj}$ be an initial estimator of P_0 , which can be obtained using the methods described in Appendix A of the Supplementary Information. As in the previous section, we can construct a targeted estimator P_n^* such that $P_n D_{adj,P_n^*} = 0$ by iterating weighted multivariate logistic regression until convergence in an appropriate sense. To

this end, let $k \in \{0\} \cup \mathbb{N}$ index the maximum likelihood iteration. Initialise $P_{n,0}^{(k=0)} := P_{n,0}$ and, for $k \in \mathbb{N}$, recursively define $P_{n,0}^{(k)} := P_{n,0}^{(k-1)}(\varepsilon_n^{(k)})$ where $\varepsilon_n^{(k)} = \operatorname{argmax}_{\varepsilon \in \mathbb{R}^s \times \mathbb{R}^s} L_n(P_{n,0}^{(k-1)}(\varepsilon_n^{(k)}))$. Continue this recursion $K \in \mathbb{N}$ times where K is such that $P_n D_{adj, P_{n,0}^{(K)}} = o_P(n^{-1/2})$. Letting $P_n^* =: P_{n,0}^{(K)}$, the TMLEs of $\beta_{adj}(P)$ and $OR_{adj}(P)(w, t)$ are then given by $\beta_{adj}(P_n^*)$ and $\exp \{ \beta_{adj}(P_n^*)^T \underline{f}(w, t) \}$.

4.3. Inference for the conditional odds ratios

The following Theorems 6 and 7 characterise the asymptotic distribution of the TMLE coefficient estimators introduced in Sections 4.1 and 4.2. By applying the delta-method, we obtain the limiting distributions of the TMLEs for $OR(P)$ and $OR_{adj}(P)$ as well.

Let $P_n^* \in \mathcal{M}$ be the targeted distribution for $\beta(P)$ introduced in Section 4.1 obtained from an initial estimator $P_{n,0} \in \mathcal{M}$. Denote $\tilde{\pi}_n := \tilde{\pi}_{P_{n,0}}$ and $\mu_n^* := \mu_{P_n^*}$. The following theorem establishes conditions under which $\beta(P_n^*)$ is an asymptotically linear and efficient estimator of $\beta(P)$.

Condition 1. $\underline{f}(W, T)$ is P_F -uniformly bounded, and $E_P[\underline{f}(W, T)\underline{f}(W, T)^T]$ is invertible.

Condition 2. *Boundedness:* There exists some $\delta > 0$ such that $P(1 - \delta > \mu_n^*(A, W, T) > \delta) = P(1 - \delta > \mu_P(A, W, T) > \delta) = 1$.

Condition 3. *Estimators fall in Donsker class:* $\tilde{\pi}_n$ and μ_n^* fall with probability one in a uniformly bounded P -Donsker function class.

Condition 4. *Sufficient nuisance rates:* $\|\tilde{\pi}_n - \tilde{\pi}_P\| = o_P(n^{-1/4})$ and $\max_{a \in \{0,1\}} \|\mu_n^*(a, \cdot) - \mu_P(a, \cdot)\| = o_P(n^{-1/4})$.

Theorem 6. Assume that $P \in \mathcal{M}$, the conditions of Theorem 1 hold, and that conditions 1-4 hold. Then,

$$\sqrt{n}(\beta(P_n^*) - \beta(P)) \longrightarrow_d N(0, \operatorname{cov}(D_P)),$$

where the convergence is jointly in distribution as a random vector and $\operatorname{cov}(D_P(\cdot)) \in \mathbb{R}^s \times \mathbb{R}^s$ is the covariance matrix $\operatorname{cov}(D_P) := E_P[D_P(O)D_P^T(O)]$.

The following corollary follows from an application of the multivariate delta-method and allows for the construction of confidence intervals for the relative conditional vaccine efficacy function. Under the conditions of the previous theorems, the limiting covariance matrix can be consistently estimated by the empirical covariance of the efficient influence function at the estimated data-generating distribution.

Corollary 1. Under the conditions of Theorem 6, we have the following pointwise limit distribution,

$$\sqrt{n} \{ \log OR(P_n^*)(w, t) - \log OR(P)(w, t) \} \longrightarrow_d N \left(0, \underline{f}^T(w, t) \operatorname{cov}(D_P) \underline{f}(w, t) \right).$$

Since $\beta(P_n^*)$ is asymptotically linear with influence function being the efficient influence function, it follows from Bickel et al. (1993) that $\beta(P_n^*)$ is a locally efficient estimator. The first part of Condition 1 imposes uniform bounds on the feature mapping \underline{f} , and can potentially be relaxed with a more careful analysis. The second part of Condition 1 ensures that the coefficient vector $\beta(P)$ that satisfies (3) can be uniquely identified from P . Condition 2 bounds the conditional odds ratios, and its violation can lead to estimator instability. Condition 3 requires well-behaved nuisance estimators and can be relaxed to allow for black-box algorithms using sample-splitting or cross-fitting (Schick, 1986; van der Laan, Rose, 2011; Chernozhukov et al., 2018). Condition 4 requires the targeted nuisance estimators to converge to true target functions faster than $n^{-1/4}$. Under mild regularity conditions, this condition holds when the untargeted nuisance estimators converge at a rate faster than $n^{-1/4}$ — see Theorem of van der Laan and Rose (2011). Smoothing splines (Friedman, 1991; Tibshirani, 1996), reproducing kernel Hilbert space estimators, the highly adaptive lasso (Benkeser and van der Laan, 2016), and some neural network architectures (Farrell et al., 2018) can satisfy both Conditions 3 and 4.

Next, let $P_n^* \in \mathcal{M}$ denote the targeted distribution for $\beta_{adj}(P)$ introduced in Section 4.2 obtained from an initial estimator $P_{n,0} \in \mathcal{M}_{adj}$ of P_0 . Denote $\pi_n := \pi_{P_{n,0}}$, $\Pi_n := \Pi_{P_{n,0}}$, $\bar{\mu}_n^* := \bar{\mu}_{P_n^*}$, and $\mu_{n,adj}^* := \mu_{adj,P_n^*}$. The following theorem establishes conditions under which $\beta_{adj}(P_n^*)$ is an asymptotically linear estimator of $\beta_{adj}(P)$.

Condition 5. Boundedness: *There exists some $\delta > 0$ such that μ_n^* , μ_P , $\bar{\mu}_n^*$, and $\bar{\mu}_P$ take values in $[\delta, 1 - \delta]$ with probability one.*

Condition 6. Strong overlap for strain missingness: *There exists some $\delta > 0$ such that $P(1 - \delta > \Pi_n(W_T, T, A, W) > \delta) = P(1 - \delta > \Pi_P(W_T, T, A, W) > \delta) = 1$.*

Condition 7. Estimators fall in Donsker class: *π_n , Π_n , $\bar{\mu}_n^*$ and $\mu_{n,adj}^*$ fall with probability one in a uniformly bounded P -Donsker function class.*

Condition 8. Sufficient nuisance rates: *$\|\pi_n - \pi_P\| = o_P(n^{-1/4})$, $\max_{a \in \{0,1\}} \|\mu_{n,adj}^*(a, \cdot) - \mu_{adj,P}(a, \cdot)\| = o_P(n^{-1/4})$, $\|\Pi_n - \Pi_P\| + \|\bar{\mu}_n^* - \bar{\mu}_P\| = o_P(1)$ and $\|\Pi_n - \Pi_P\| \|\bar{\mu}_n^* - \bar{\mu}_P\| = o_P(n^{-1/2})$.*

Theorem 7. *Assume that $P \in \mathcal{M}_{adj}$ and Conditions 1, 5-8 hold. Then,*

$$\sqrt{n}(\beta_{adj}(P_n^*) - \beta_{adj}(P)) \longrightarrow_d N(0, \text{cov}(D_{adj,P})),$$

where the convergence is jointly in distribution as a random vector and $\text{cov}(D_{adj,P}) \in \mathbb{R}^{s \times s}$ is the covariance matrix $\text{cov}(D_{adj,P}(\cdot)) := E_P \left[D_{adj,P}(O) D_{adj,P}^T(O) \right]$.

Corollary 2. *Under the conditions of Theorem 7, we have the following pointwise limit distribution,*

$$\sqrt{n} \{ \log OR_{adj}(P_n^*)(w, t) - \log OR_{adj}(P)(w, t) \} \longrightarrow_d N \left(0, \underline{f}^T(w, t) \text{cov}(D_{adj,P}) \underline{f}(w, t) \right).$$

Conditions 5 and 6 impose mild conditions on the estimators and data-generating distribution. Condition 7 can also be relaxed using sample-splitting or cross-fitting. Condition 8 is similar to the rate conditions of Condition 4. Notably, the estimator is doubly robust in the nuisance estimation rates of Π_n and $\bar{\mu}_n$. Consequently, as long as Π_n is estimated sufficiently fast, the TMLE can remain asymptotically normal even when $\bar{\mu}_n$ is estimated at rates slower than $n^{-1/4}$.

5. SIMULATIONS

We assess the performance of the TMLE for the conditional odds ratio $OR_F(P_F)(w, t)$ when there is strain-missingness induced by covariates that are causally affected by vaccination and time-of-infection. We assess the performance of both the TMLE that adjusts for post-infection-informed missingness and the generally-biased TMLE that does not fully adjust for the informative missingness.

We generate the data-structure $(W, A, T, W_T, \Delta, \Delta J)$ as follows. $W = (W_1, W_2)$ is a multivariate truncated normal random variable with bounds $(-1, 1)$ and variance vector $(1, 1)$ and correlation -0.5 . We generate the treatment as $A \mid W_1, W_2 \sim \text{Bernoulli}(\text{expit}(0.75 \cdot (W_1 + W_2)))$, the time-to-event variable as $T \mid W_1, W_2, A \sim \text{Weibull}(\text{shape} = 3, \text{scale} = 1/\exp\{0.1 \cdot (W_1 + W_2 - 0.5)\})$, and the post-infection covariate as $W_T \mid T, A, W \sim \text{Bernoulli}(p_{W_T})$ where $p_{W_T} := 0.1 + 0.85 \cdot \text{expit}\{-1 + W_1/2 + W_2/2 + 2.5 \cdot A + A \cdot (W_1 - W_2)/4 - 0.5\}$. We choose the conditional distribution of the strain $J \mid W, A, T$ marginalized over W_T such that $P_F(J = 1 \mid T, A, W) = \text{expit}(-0.75 + A \cdot (\beta_{0,F} + \beta_{1,F}(T - 1)) + (W_1 + W_2 + T - 1)/2)$ where $\beta_{0,F} = 1/2$ and $\beta_{1,F} = 1/2$ are the population target estimands of interest. By doing this, we guarantee that the conditional distribution of $J \mid W, A, T$ satisfies the partially linear logistic regression model assumption, which is necessary for consistency of our methods. To do this, we set $P_F(J = 1 \mid T, A, W, W_T = 0) = \text{expit}(-1.3 + A \cdot (0.3 + (T - 1)/6 + W_1/2)(W_1 + W_2 + T - 1)/2)$ and determine $P_F(J = 1 \mid T, A, W, W_T = 1)$ by inverting the identity $P_F(J = 1 \mid T, A, W) = P_F(J = 1 \mid T, A, W, \mid W_T = 1)p_{W_T} + P_F(J = 1 \mid T, A, W, \mid W_T = 0)(1 - p_{W_T})$. Finally, we generate the strain-missingness as $\Delta \sim \text{Bernoulli}(0.05 + 0.95 \cdot \text{expit}(1.5 - 2W_T + (W_1 + W_2 + T - 1)/2) - A - A \cdot W_T/2)$. For sample sizes $n = 100, 150, 250, 500, 1000, 1500, 2000$ and 2500 , we generated 1000 case-only datasets. For each dataset, approximately half of the viral strain measurements were missing. We then computed the Monte-Carlo bias, standard error, mean squared error, and confidence interval coverage of the following four estimation methods for estimating $\beta_F := (\beta_{0,F}, \beta_{1,F})$.

We compare four estimators for $\beta(P)$ and $\beta_{adj}(P)$ in our study. The first two are TMLE (β) and TMLE (β_{adj}), described in Sections 4.1 and 4.2, respectively. The third estimator is glmNaive (β_{adj}), which estimates $\beta_{0,F}$ and $\beta_{1,F}$ using interaction coefficients in a misspecified logistic-regression model for $J \mid W_T, T, A, W, \Delta = 1$. This estimator is naive since it adjusts for the post-treatment variables (i.e., bad controls) directly within the logistic regression model (Cinelli et al., 2020). The fourth estimator is glm (β), which estimates $\beta_{0,F}$ and $\beta_{1,F}$ using interaction coefficients

in a misspecified logistic-regression model for $J \mid A, T, W, \Delta = 1$. The logistic regression model of the third estimator includes all main-terms of (W, W_T, T, A) and all interactions between A and W_T , and the model of the fourth estimator includes all main-term and two-way interactions of the variables (W, T, A) . We provide empirical bias, standard error, root-mean-squared error, and 95% confidence interval coverage for β_0 and β_1 for all estimators in Figures 2a and 2b.

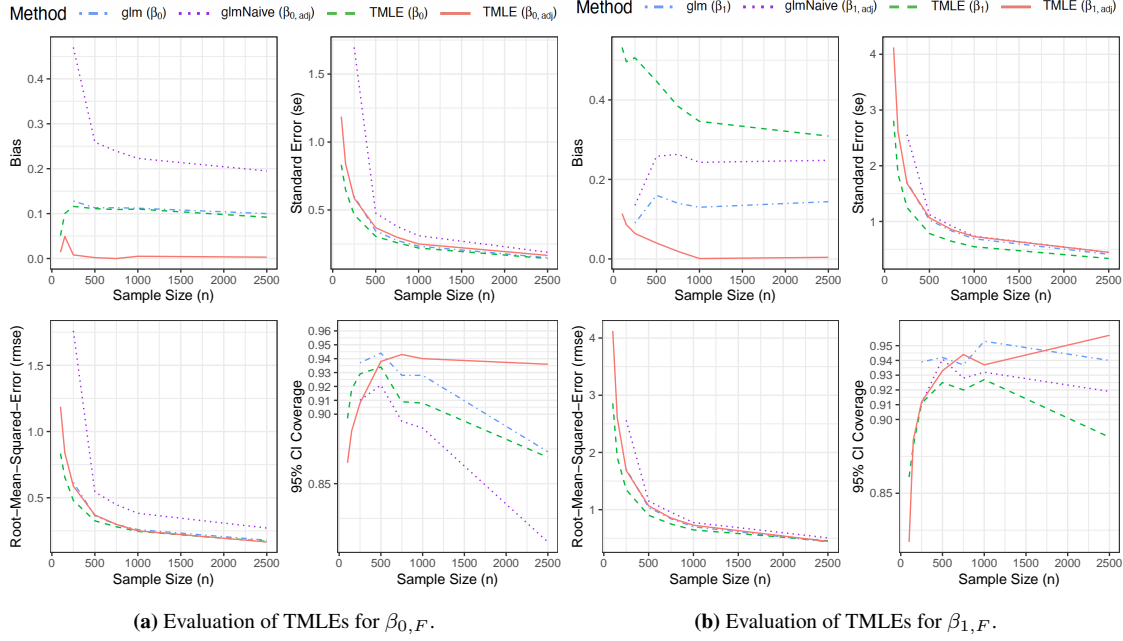


Figure 2: Empirical bias, standard error, root-mean-squared-error and 95% confidence coverage for various estimators of the intercept and coefficient of time variable for the conditional odds ratio based on 1000 Monte-Carlo simulations.

Figures 2a and 2b demonstrate that TMLE (β_{adj}) is the only estimator that appears to be unbiased when adjusting for post-infection informed missingness. However, this better performance comes at the cost of a larger standard error, as expected by theory. On the other hand, glmNaive (β_{adj}), which naively adjusts for post-treatment variables, performs poorly overall and should not be used in practice. The TMLE (β) performs best in root-mean-squared error and standard error, despite its semiparametric model being misspecified. However, TMLE (β_{adj}) performs significantly better than TMLE (β) in bias and 95% confidence interval coverage, especially for larger sample sizes. In practice, choosing between TMLE (β_{adj}) and TMLE (β) involves a trade-off between bias due to post-treatment-induced confounding and estimator standard error. Regarding confidence interval coverage, TMLE (β_{adj}) may generally be preferred. The misspecified estimator glm (β) performs reasonably well in MSE relative to TMLE (β_{adj}), but it had poor confidence interval coverage in larger samples. Furthermore, for sample sizes smaller than 250, glm (β) was ill-defined because the number of interaction variables was too large. Notably, TMLE (β) and TMLE (β_{adj}) have the benefit of allowing for the use of high dimensional machine-learning algorithms like LASSO and thus are applicable in such settings where ordinary logistic regression fails. Interestingly, TMLE (β) outperforms glm (β) in standard error,

suggesting that TMLE (β) may sometimes be more efficient than glm (β) when the latter estimator is misspecified.

6. APPLICATION

We apply the newly developed TMLEs to the ENSEMBLE randomized, placebo-controlled COVID-19 vaccine efficacy trial in the U.S., South Africa, and Latin America (Sadoff et al., 2022). The primary objective of ENSEMBLE was to assess the efficacy of the Ad26.CoV2.S vaccine to reduce the rate of virologically-confirmed moderate-to-severe COVID-19 occurring at least 14 days and at least 28 days after a single dose of the vaccine or placebo, in people not previously infected with SARS-CoV-2 as documented by negative results of diagnostic tests applied to blood samples drawn at enrollment. At Latin American study sites, several viral strains (“lineages”) of the SARS-CoV-2 virus circulated and caused moderate-to-severe COVID-19 endpoints at substantial prevalence: the original Wuhan/ancestral lineage from which the SARS-CoV-2 reference strain was derived for engineering into the Ad26.CoV2.S vaccine construct, and four variant strains that emerged (gamma, lambda, mu, zeta) (see Figures 1 and 3 of Sadoff et al., 2022, where we use the term “ancestral lineage” to denote all strains close genetically to the vaccine-strain, comprising the “reference strain”, “other”, and “other + E484K” in the Sadoff et al. nomenclature). Another objective of the ENSEMBLE study focusing on Latin America is to compare vaccine efficacy between the ancestral lineage and each of the variants, to understand whether and how much vaccine efficacy was abrogated by emerging variants. As a randomized controlled trial, this objective could be assessed based on survival analysis methods, as done in Sadoff et al. (2022) and Magaret et al (2024). Here, we analyze the same data set, coarsened only to include the information on outcome cases (moderate-to-severe COVID-19). In so doing, we pretended that the study was a case-only observational study, which usefully provides the opportunity to compare the case-only results to results obtained based on the full randomized controlled trial data. For our analysis, we restrict to studying the relative conditional vaccine efficacy in Latin America, since the variants gamma, lambda, mu, and zeta only circulated in Latin America, not at the study sites in South Africa and the United States. We focus on the study endpoint occurring at least 14 days after a single dose of the vaccine or placebo.

In applying the TMLE methods, we make the assumption that the conditional odds ratio/relative strain-specific conditional vaccine efficacy is constant (i.e. an intercept model in the partially linear logistic regression) and report estimates of this constant parameter. To account for confounding due to informative lineage missingness and improve efficiency, we adjust for the following baseline variables: participant age, sex, race, country, baseline risk score, time of COVID-19 endpoint since the first person enrolled (September 21, 2020), and calendar time at enrollment. For the zeta variant, we do not adjust for country since zeta only appeared in some Latin American countries. The baseline risk score is the same as used in Fong et al. (2022) that was built from the placebo arm using machine learning techniques. In the context of semiparametric logistic regression, efficiency depends on the choice of adjustment variables W . Adjusting for W correlated with J but not A improves efficiency, while adjusting for W correlated with A but not

J can reduce precision without reducing bias. This follows standard confounding adjustment principles: adjust for predictors of the outcome but not for predictors of the exposure that do not influence the outcome (VanderWeele, 2019). We also adjust for the post-treatment variable the SARS-CoV-2 viral load measured from a nasal swab sample taken at the time of detection of COVID-19. In semiparametric logistic regression, efficiency depends on the choice of adjustment variables W . To ensure an unbiased estimate, W should be correlated with both the treatment A and the mark J .

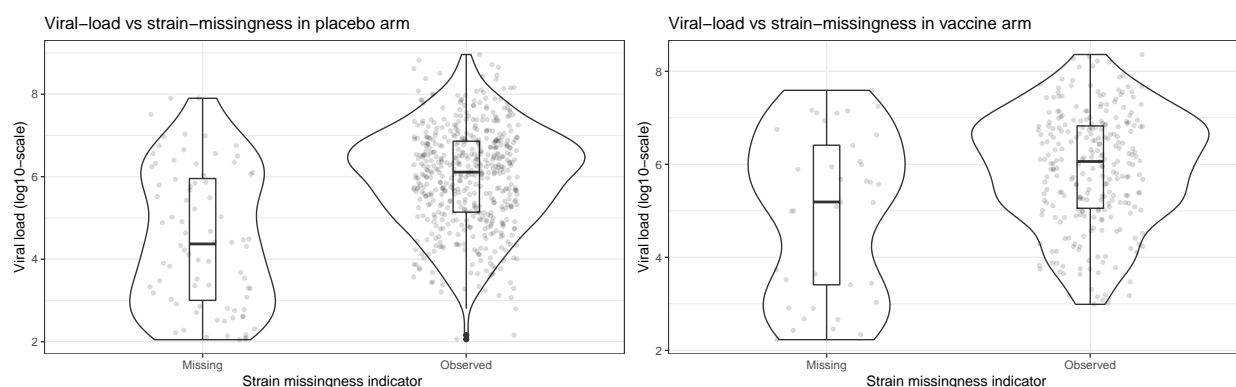


Figure 3: Box and Violin plots of SARS-CoV-2 viral load stratified by vaccination status and the indicator of the infection-causing strain/lineage being observed: ENSEMBLE study Latin America.

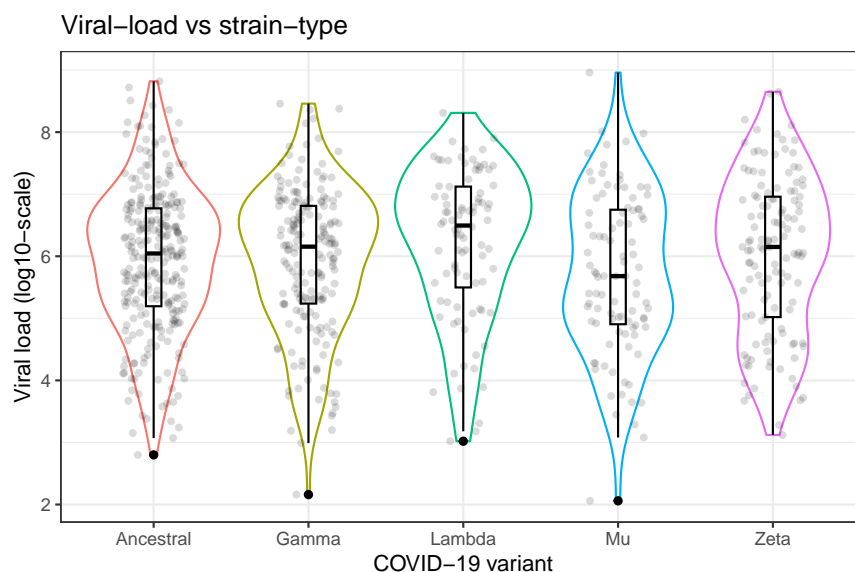


Figure 4: Box and Violin plots of SARS-CoV-2 viral load stratified by the indicator of the infection-causing strain/lineage among cases with an observed strain: ENSEMBLE study Latin America.

Figures 3 and 4 provide box and violin plots showing how the distribution of SARS-CoV-2 viral load at COVID-19 endpoint detection is modified by the strain-missingness indicator (Δ) and by the SARS-CoV-2 lineage among vaccinated and unvaccinated individuals. The distribution of viral load does not appear to differ much between the

vaccine and placebo arms. Viral load tends to be lower among individuals whose strain type is missing (Figure 3). This is expected since the amplification technology for measuring the SARS-CoV-2 sequence is more likely to succeed if there is more SARS-CoV-2 viral material in the sample. On the other hand, we observe that the distribution of viral load is similar between individuals infected by the ancestral strain compared to with non-ancestral strains (Figure 4). This suggests that viral load, although highly predictive of strain-missingness, is not very predictive of the strain type and therefore does not lead to significant confounding bias in this study.

Table 1: TMLE estimates of the conditional odds ratio [= relative strain-specific conditional vaccine efficacy against the ancestral COVID-19 strain ($J = 1$) compared to against a variant strain or strains ($J = 0$): ENSEMBLE study Latin America

Strain	TMLE w/ inform. missingness			TMLE w/o inform. missingness			Failure time analysis ¹		
Comparison ²	Rel. VE	95% CI	P-value	Rel. VE	95% CI	P-value	Rel. VE	95% CI	P-value
Anc vs else	0.56	(0.38, 0.81)	0.002	0.54	(0.35, 0.83)	0.005	0.62	(0.46, 0.85)	0.0036
Anc vs gamma	0.48	(0.30, 0.78)	0.003	0.50	(0.29, 0.87)	0.015	0.58	(0.39, 0.85)	0.0062
Anc vs lambda	0.26	(0.15, 0.48)	< 0.001	0.28	(0.13, 0.59)	0.001	0.39	(0.24, 0.64)	< 0.001
Anc vs mu	0.61	(0.31, 1.2)	0.162	0.57	(0.24, 1.3)	0.188	0.58	(0.36, 0.94)	0.027
Anc vs zeta	0.95	(0.59, 1.54)	0.83	0.96	(0.56, 1.16)	0.87	1.01	(0.63, 1.61)	0.96

¹Competing risks Cox modeling accommodating viral-load-dependent-strain-missingness by augmented inverse probability weighting (Heng et al., 2025)

²Number of COVID-19 infection endpoints in the (vaccine, placebo) arm by lineage: ancestral (72, 196), gamma (73, 111), lambda (43, 45), mu (38, 57), zeta (33, 92), non-ancestral (187, 305)

Table 1 gives estimates of relative strain-specific conditional vaccine efficacy (relVE) against moderate-to-severe COVID-19 for the ancestral strain ($J = 1$) relative to both individual and pooled variant strains ($J = 0$). Uncertainty in the estimate is assessed through 95% confidence intervals and p-values for the null hypothesis that the strain-specific conditional vaccine efficacy is identical for the two strain types being compared. We note that the following relative conditional vaccine efficacy interpretations do not necessarily carry forward to other endpoints such as severe COVID-19 disease. We observe that the relVE point estimates are below one for all strain comparisons. As measured by $\text{relVE} \times 100\%$, for the pooled-variants analysis the level of vaccine protection against non-ancestral strains is estimated to be 56% (95% CI: 38%, 81%) of that achieved against the ancestral strain. For the individual variant strains gamma, lambda, mu, and zeta, respectively, the level of vaccine protection against the variant is estimated to be 48% (30%, 78%), 26% (15%, 48%), 61% (31%, 120%), and 95% (59%, 154%) of that achieved against the ancestral strain. These results suggest that in general vaccine efficacy for moderate-to-severe COVID-19 is modestly better against the ancestral strain than against variants ($p=0.002$), with vaccine efficacy most abrogated against the lambda

variant ($p < 0.001$) and more modestly against the gamma variant ($p = 0.003$), and there is inconclusive evidence for any efficacy abrogation against the mu ($p=0.162$) and zeta ($p=0.83$) variants.

For comparison we also provide estimates of the relative strain-specific conditional vaccine efficacy using the TMLE of Section 4.1, which does not adjust fully for informative missingness. From Table 1, we observe that the estimates using both methods are very similar, which supports our earlier claim that viral load is not a significant confounder. In addition, we observe that the confidence intervals for the TMLE of Section 4.1 are wider than those for the novel TMLE of Section 4.2, which suggests that the latter method, although having a negligible bias-reduction, does lead to gains in efficiency. Lastly, the results based on the full survival analysis data set (Table 1) yields comparable point estimates of relative vaccine efficacy, with narrower 95% CIs and lower p-values, which is expected given the additional information in the data set.

ACKNOWLEDGMENTS

Research reported in this publication was supported by the National Institute Of Allergy And Infectious Diseases of the National Institutes of Health under Award Number R37AI054165 and the U.S. Public Health Service Grant AI068635. The content is solely the responsibility of the authors and does not necessarily represent the official views of the National Institutes of Health. We thank the ENSEMBLE study participants, study team, and sponsors, especially Janssen statistics including Sanne Roels and An Vandebosch, and thank Li Li and Michal Juraska for survival analysis of ENSEMBLE.

REFERENCES

- Benkeser, D. and van der Laan, M. (2016). The highly adaptive lasso estimator. *International Conference on Data Science and Advanced Analytics*, pages 689–696.
- Bickel, P. J., Klaassen, C. A., Ritov, Y., and Wellner, J. (1993). *Efficient and adaptive estimation for semiparametric models*, volume 4. Johns Hopkins University Press Baltimore.
- Breiman, L. (2001). Random forests. *Machine learning*, 45:5–32.
- Chernozhukov, V., D., C., Demirer, M., Duflo, E., Hansen, C., Newey, W., and Robins, J. (2018). Double/debiased machine learning for treatment and structural parameters. *The Econometrics Journal*, 21:C1–C68.
- Cinelli, C., Forney, A., and Pearl, J. (2020). A crash course in good and bad controls. *Sociological Methods & Research*, page 00491241221099552.
- Dai, J. Y., Liang, C. J., LeBlanc, M., Prentice, R. L., and Janes, H. (2018). Case-only approach to identifying markers predicting treatment effects on the relative risk scale. *Biometrics*, 74(2):753–763.
- Farrell, M., Liang, T., and Misra, S. (2018). Deep neural networks for estimation and inference: Application to causal effects and other semiparametric estimands. *ArXiv*, abs/1809.09953.
- Fireman, B., L., J., L., Bembom, O., van der Laan, M., and Baxter, R. (2009). Influenza vaccination and mortality: differentiating vaccine effects from bias. *American Journal of Epidemiology*, 170(5):650–656.
- Follmann, D. and Huang, C.-Y. (2018). Sieve analysis using the number of infecting pathogens. *Biometrics*, 74(3):1023–1033.
- Fong, Y., McDermott, A. B., Benkeser, D., Roels, S., Stieh, D. J., Vandebosch, A., Le Gars, M., Van Roey, G. A., Houchens, C. R., Martins, K., Jayashankar, L., Castellino, F., Amoa-Awua, O., Basappa, M., Flach, B., Lin, B. C., Moore, C., Naisan, M., Naqvi, M., Narpala, S., O’Connell, S., Mueller, A., Serebryanny, L., Castro, M., Wang, J., Petropoulos, C. J., Luedtke, A., Hyrien, O., Lu, Y., Yu, C., Borate, B., van der Laan, L. W. P., Hejazi, N. S., Kenny, A., Carone, M., Wolfe, D. N., Sadoff, J., Gray, G. E., Grinsztejn, B., Goepfert, P. A., Little, S. J., Paiva de Sousa, L., Maboja, R., Randhawa, A. K., Andrasik, M. P., Hendriks, J., Truysers, C., Struyf, F., Schuitemaker, H., Douoguih, M., Kublin, J. G., Corey, L., Neuzil, K. M., Carpp, L. N., Follmann, D., Gilbert, P. B., Koup, R. A., Donis, R. O., on behalf of the Immune Assays Team, the Coronavirus Vaccine Prevention Network (CoVPN)/ENSEMBLE Team, and the United States Government (USG)/CoVPN Biostatistics Team (2022). Immune correlates analysis of the ENSEMBLE single Ad26.CoV2.S dose vaccine efficacy clinical trial. *Nature Microbiology*, 7(12):1996–2010.

- Friedman, J. H. (1991). Multivariate adaptive regression splines. *Annals of Statistics*, 19(1):1–67.
- Friedman, J. H. (2001). Greedy function approximation: a gradient boosting machine. *Annals of Statistics*, pages 1189–1232.
- Gilbert, P. B., Lele, S. R., and Vardi, Y. (1999). Maximum likelihood estimation in semiparametric selection bias models with application to AIDS vaccine trials. *Biometrika*, 86(1):27–43.
- Gilbert, P. B., Self, S. G., and Ashby, M. A. (1998). Statistical methods for assessing differential vaccine protection against human immunodeficiency virus types. *Biometrics*, pages 799–814.
- Hastie, T. and Tibshirani, R. (1987). Generalized additive models: some applications. *Journal of the American Statistical Association*, 82(398):371–386.
- Heng, F., Sun, Y., Li, L., and Gilbert, P. (in press). Estimation and hypothesis testing of strain-specific vaccine efficacy with missing strain types, with applications to a COVID-19 vaccine trial. *Statistics in Medicine*.
- Kang, J. D. Y. and Schafer, J. L. (2007). Demystifying double robustness: A comparison of alternative strategies for estimating a population mean from incomplete data. *Statistical Science*, 22:523—39.
- Laan, M. J. V. D. and Rubin, D. (2006). Targeted maximum likelihood learning. *The International Journal of Biostatistics*, 2(1).
- Liu, M., Zhang, Y., and Zhou, D. (2021). Double/debiased machine learning for logistic partially linear model. *The Econometrics Journal*, 24(3):559–588.
- Magaret, C. A., Li, L., deCamp, A. C., Rolland, M., Juraska, M., Williamson, B. D., Ludwig, J., Molitor, C., Benkeser, D., Luedtke, A., et al. (2024). Quantifying how single dose Ad26.CoV2.S vaccine efficacy depends on spike sequence features. *Nature Communications*, 15(1):2175.
- Patel, M. K., Bergeri, I., Bresee, J. S., Cowling, B. J., Crowcroft, N. S., Fahmy, K., Hirve, S., Kang, G., Katz, M. A., Lanata, C. F., et al. (2021). Evaluation of post-introduction COVID-19 vaccine effectiveness: Summary of interim guidance of the World Health Organization. *Vaccine*, 39(30):4013–4024.
- Pearl, J. (2009). *Causality: Models, Reasoning, and Inference, Second Edition*. Cambridge University Press, London.
- Porter, K. E., Gruber, S., van der Laan, M. J., and Sekhon, J. S. (2011). The relative performance of targeted maximum likelihood estimators. *The International Journal of Biostatistics*, 7(1)(31).
- Robins, J. M., Rotnitzky, A., and Zhao, L. P. (1994). Marginal structural models and causal inference in epidemiology. *Journal of the American statistical Association*, 89(427):846–866.

- Rolland, M. and Gilbert, P. B. (2021). Sieve analysis to understand how SARS-CoV-2 diversity can impact vaccine protection. *PLoS Pathogens*, 17(3):e1009406.
- Rose, S. and van der Laan, M. J. (2011). A targeted maximum likelihood estimator for two-stage designs. *The International Journal of Biostatistics*, 7(1):1–21.
- Rubin, D. (2005). Causal inference using potential outcomes: Design, modeling, decisions. *Journal of the American Statistical Association*, 100:322–331.
- Sadoff, J., Gray, G., Vandebosch, A., Cárdenas, V., Shukarev, G., Grinsztejn, B., Goepfert, P. A., Truyers, C., Van Dromme, I., Spiessens, B., et al. (2022). Final analysis of efficacy and safety of single-dose Ad26.CoV2.S. *New England Journal of Medicine*, 386(9):847–860.
- Schick, A. (1986). On asymptotically efficient estimation in semiparametric models. *The Annals of Statistics*, 14(3):1139–1151.
- Tchetgen Tchetgen, E., Robins, J., and Rotnitzky, A. (2010). On doubly robust estimation in a semiparametric odds ratio model. *Biometrika*, 97:171–180.
- Tchetgen Tchetgen, E. J. and Robins, J. (2010). The semiparametric case-only estimator. *Biometrics*, 66(4):1138–1144.
- Tibshirani, R. (1996). Regression shrinkage and selection via the lasso. *Journal of the Royal Statistical Society: Series B (Methodological)*, 58(1):267–288.
- van der Laan, M. (2009). Readings in targeted maximum likelihood estimation. *Biostatistics Working Paper Series Working Paper 253*, pages 621–622, 626–629.
- van der Laan, M. (2019). CV-TMLE and double machine learning. *The Research Group of Mark van der Laan, Blog December 24, 2019*.
- van der Laan, M. J., Polley, E. C., and Hubbard, A. E. (2007). Super learner. *Statistical Applications in Genetics and Molecular Biology*, 6:number 1.
- van der Laan, M. J. and Robins, J. M. (2003). *Unified Methods for Censored Longitudinal Data and Causality*. Springer.
- van der Laan, M. J. and Rose, S. (2011). *Targeted Learning: Causal Inference for Observational and Experimental Data*. Springer, New York.
- van der Vaart, A. and Wellner, J. (1996). *Weak Convergence and Empirical Processes*. Springer.

VanderWeele, T. J. (2019). Principles of confounder selection. *European Journal of Epidemiology*, 34:211–219.

Verani, J. R., Domingues, C. M. A. S., de Moraes, J. C., Group, B. P. C. V. E. S., et al. (2015). Indirect cohort analysis of 10-valent pneumococcal conjugate vaccine effectiveness against vaccine-type and vaccine-related invasive pneumococcal disease. *Vaccine*, 33(46):6145–6148.

A. CONSTRUCTING SEMIPARAMETRIC SUBSTITUTION ESTIMATORS FOR THE CONDITIONAL ODDS RATIO

In this section, we describe how to obtain substitution estimators for the conditional odds ratio parameters using machine-learning algorithms under the statistical models \mathcal{M} and \mathcal{M}_{adj} . For both models, the method will require a machine-learning estimator that respects the partially linear logistic-link model constraint.

A.1. Substitution estimators of the conditional odds ratio under \mathcal{M}

We begin with the simplest identification result, given in Theorem 1. In particular, we aim to estimate β such that $\mu_P(a, w, t) = \text{expit} \{a\beta^T \underline{f}(w, t) + h_P(w, t)\}$, which under causal assumptions identifies β_F in the expression for $OR_F(P_F)$. For a given nuisance function class \mathcal{H} (e.g. the class of functions of bounded variation), define $(\hat{\beta}_n, \hat{h}_n) := \text{argmin}_{\beta \in \mathbb{R}^s, h \in \mathcal{H}} \mathcal{R}_n(\beta, h)$ where $\mathcal{R}_n(\beta, h) =$

$$\frac{1}{n} \sum_{i=1}^n R_i \Delta_i \left\{ \log \left\{ 1 + \exp \left(A_i \beta^T \underline{f}(W_i, T_i) + h(W_i, T_i) \right) \right\} - J_i \left(A_i \beta^T \underline{f}(W_i, T_i) + h(W_i, T_i) \right) \right\}.$$

This risk minimization problem is equivalent to performing the partially-linear logistic regression of J on (T, A, W) using only the observations with $(\Delta = 1, R = 1)$. This gives rise to an estimator $\hat{\mu}_n(a, w, t) := \text{expit} \left\{ a \hat{\beta}_n^T \underline{f}(w, t) + \hat{h}_n(w, t) \right\}$ of $\mu_P(a, w, t)$, which importantly respects the constraints of the statistical model \mathcal{M} . Under the conditions of Theorem 1, the relative conditional vaccine efficacy can then be estimated by the conditional odds ratio substitution estimator,

$$\widehat{OR}_n(w, t) := \frac{\hat{\mu}_n(t, 1, w)(1 - \hat{\mu}_n(t, 0, w))}{\hat{\mu}_n(t, 0, w)(1 - \hat{\mu}_n(t, 1, w))} = \exp \left\{ \hat{\beta}_n^T \underline{f}(w, t) \right\}.$$

A.2. Substitution estimators of the conditional odds ratio under \mathcal{M}_{adj}

Next, we consider the more general identification result, given by Theorem 2. For estimation of the relative conditional vaccine efficacy, we utilize a two-stage sequential regression approach. Recall, $\mu_{adj, P}(a, w, t) = \text{expit} \{a\beta^T \underline{f}(w, t) + h(w, t)\}$. Let $\bar{\mu}_n$ be an arbitrary initial estimator of $\bar{\mu}$ obtained, for instance, using machine-learning algorithms, e.g., gradient-boosting, generalized additive models, the highly adaptive lasso, or ensemble methods like SuperLearner (van der Laan et al., 2007). $\bar{\mu}_n$ can be obtained by performing the nonparametric (logistic) regression of J on (T, W_T, A, W)

using the observed cases with no missing strain types ($R = 1, \Delta = 1$). Note, $\bar{\mu}$ is *not* necessarily a partially linear logistic-link model under our statistical model assumptions, and therefore $\bar{\mu}$ should be estimated in a fully nonparametric way. We now utilize sequential regression to obtain an estimator of $\mu_{adj,P}$. Define the pseudo-outcome logistic risk function, $\mathcal{R}_{n,\bar{\mu}_n}(\beta, h) =$

$$\sum_{i=1}^n \left\{ \log \left\{ 1 + \exp \left(A_i \beta^T \underline{f}(W_i, T_i) + h(W_i, T_i) \right) \right\} - \bar{\mu}_n(T_i, W_{T,i}, A_i, W_i) \left(A_i \beta^T \underline{f}(T_i, W_i) + h(T_i, W_i) \right) \right\}.$$

For a given nuisance function class \mathcal{H} , define $(\hat{\beta}_{n,adj}, \hat{h}_{n,adj}) := \operatorname{argmin}_{\beta \in \mathbb{R}^s, h \in \mathcal{H}} \mathcal{R}_{n,\bar{\mu}_n}(\beta, h)$. In other words, $(\hat{\beta}_{n,adj}, \hat{h}_{n,adj})$ is obtained by performing the partially-linear logistic regression of the pseudo-outcome $\bar{\mu}_n(T, W_T, A, W)$ on (T, A, W) using only the observations with $R = 1$. This gives the estimator $\hat{\mu}_{n,adj}(a, w, t) := \operatorname{expit} \left\{ a \hat{\beta}_{n,adj}^T \underline{f}(w, t) + \hat{h}_{n,adj}(w, t) \right\}$ of $\mu_{adj,P}(a, w, t)$, which importantly respects the constraints of the statistical model \mathcal{M}_{adj} . Under the conditions of Theorem 2, the relative conditional vaccine efficacy can then be estimated by odds ratio substitution estimator,

$$\widehat{OR}_{n,adj}(w, t) := \frac{\hat{\mu}_{n,adj}(t, 1, w)(1 - \hat{\mu}_{n,adj}(t, 0, w))}{\hat{\mu}_{n,adj}(t, 0, w)(1 - \hat{\mu}_{n,adj}(t, 1, w))} = \exp \left\{ \hat{\beta}_{n,adj}^T \underline{f}(w, t) \right\}.$$

B. PROOFS OF IDENTIFICATION RESULTS

Proof of Theorem 1. The weak overlap assumptions (1, 2, 3) ensure that the following conditional expectations are well-defined. By Assumption 5, we have $P(J = 1 | \Delta = 1, R = 1, A, W, T) = P(J = 1 | R = 1, A, W, T)$. Therefore, we also have

$$OR(P)(W, T) = \frac{P(J = 1 | R = 1, A = 1, W, T) / P(J = 0 | R = 1, A = 1, W, T)}{P(J = 1 | R = 1, A = 0, W, T) / P(J = 0 | R = 1, A = 0, W, T)}.$$

By Bayes rule and Assumption 4,

$$P(J = 1 | R = 1, A, W, T = t) = P(J = 1 | T = t, A, W) = P(J = 1, T = t | A, W) / P(T = t | A, W).$$

A similar result holds for $P(J = 0 | R = 1, A, W, T)$. Substitution into the previous expression for $OR(P)(W)$ and canceling terms gives

$$OR(P)(W, t) = \frac{P(J = 1, T = t | A = 1, W) / P(J = 1, T = t | A = 0, W)}{P(J = 0, T = t | R = 1, A = 1, W) / P(J = 0, T = t | A = 0, W)}$$

from which the desired identification result now follows. \square

Proof of Theorem 2. The weak overlap assumptions (1, 3, 6) ensure that the following conditional expectations are

well-defined. By Assumptions 4 and 7, we have

$$\begin{aligned} P(J = 1 | R = 1, A = a, W, T) &= E [P(J = 1 | R = 1, W_T, T, A, W) | R = 1, A = a, W, T)] \\ &= E [P(J = 1 | \Delta = 1, R = 1, W_T, T, A, W) | R = 1, A = a, W, T)]. \end{aligned}$$

The first equality follows from Assumption 4 and the second equality follows from Assumption 7. The remainder of the proof follows exactly as in the proof of Theorem 1. □

Proof of Theorem 3. Under the assumed assumptions, we have

$$\begin{aligned} P_F(T_t(a) = t, J_t(a) = j \mid T \geq t, A(t-) = 0, W) \\ &= P_F(T_t(a) = t, J_t(a) = j \mid T \geq t, A(t) = a, A(t-) = 0, W) \\ &= P_F(T = t, J = j \mid T \geq t, A(t) = a, A(t-) = 0, W = w) \\ &= P_F(T = t, J = j \mid T \geq t, A(t) = a, W = w). \end{aligned}$$

The first equality follows from Assumption 9, the second from Assumption 8, and the final from Assumption 10. Next, by Markov's inequality, we have

$$\begin{aligned} P_F(T = t, J = j \mid T \geq t, A(t) = a, W = w) \\ &= P_F(J = j \mid T = t, T \geq t, A(t) = a, W = w) P_F(T = t \mid T \geq t, A(t) = a, W = w). \end{aligned}$$

Note that $P_F(T = t \mid T \geq t, A(t) = a, W = w)$ depends only on the treatment level a and not the strain level j . The desired result can be obtained by substituting the above expressions and noting that contributions due to $P_F(T = t \mid T \geq t, A(t) = 1, W = w)$ and $P_F(T = t \mid T \geq t, A(t) = 0, W = w)$ cancel in the quotient. □

C. DERIVATIONS OF INFLUENCE FUNCTIONS

Proof of Theorem 4. The given efficient influence function is the efficient influence function of the coefficient of partially linear logistic regression model, which is well-studied. Working conditional on $\{R = 1, \Delta = 1\}$, the result follows from the derivation given on pages 621-622 and 626-629 of the working paper van der Laan (2009). □

Proof of Theorem 5. Without loss of generality, we assume that the missingness identification results of Theorems 1 and 2 hold. As these causal assumptions are untestable, we can do this with no loss of generality (van der Laan

and Robins, 2003). Following van der Laan and Robins (2003), our proof technique is to map the efficient influence function of $\beta_{adj}(P)$ under a model where all variables are fully observed to an influence function (i.e. gradient) of $\beta_{adj}(P)$ under a model where there is strain and case missingness.

To this end, we first consider the case where we observe the data-structure $(W, A, T, J) \sim P_F$, which has no missingness. By Theorem 4, the function

$$o \mapsto D_{adj,P}(o) := \Lambda_P \underline{f}(w, t) \cdot \delta H_{adj,P}(a, w, t) [j - \mu_P(a, w, t)]$$

is the efficient influence function under the semiparametric statistical model that assumes $\mu_{P_F}(W, A, T) := P_F(J = 1 \mid W, A, T) = \text{expit} \{h_{P_F}(W, T) + A \cdot \beta_{adj}(P_F)^T \underline{f}(W, T)\}$ and has $P_F(\Delta = 1) = 1$. For ease of notation, we suppress the dependence on the feature vector \underline{f} and denote

$$\tilde{H}_{adj,P}(a, w, t) := \underline{f}(w, t) \cdot H_{adj,P}(a, w, t)$$

Since W_T provides no additional information about the parameter $\beta_{adj}(P_F)$ when there is no missingness, we have $D_{adj,P}$ is also that EIF for the data-structure (W, A, T, W_T, J) under the same semiparametric model assumptions. Now consider the coarsened data-structure $(W, A, T, W_T, \Delta, \Delta J)$. By Rose, van der Laan (2011) (See also van der Laan, Robins (2003)), the inverse probability of coarsening/missingness (IPC)-weighted influence function

$$D_{IPCW,P}(o) := \frac{\delta}{\Pi_P(w_T, t, a, w)} \Lambda_P \tilde{H}_P(a, w, t) [j - \mu_P(a, w, t)]$$

is a gradient for the parameter $\beta_{adj}(P)$ under \mathcal{M}_{adj} (allowing for missingness).

Since β_{adj} only depends on the conditional distribution of $\Delta J \mid W_T, T, A, W$ and $W_T \mid T, A, W$, the efficient influence function of β_{adj} under \mathcal{M}_{adj} is contained in the direct sum of the tangent spaces $T_{\Delta J} \mathcal{M}_{adj}$ and $T_{W_T} \mathcal{M}_{adj}$ of the statistical model \mathcal{M}_{adj} obtained by taking scores along regular paths (or submodels) that fluctuate these conditional distributions (Bickel et al., 1993, van der Laan and Robins (2003)). These tangent spaces are contained in the tangent spaces of a nonparametric statistical model \mathcal{M}_{np} given by

$$T_{\Delta J} \mathcal{M}_{np} := \{o \mapsto h(w, a, t, w_T, \delta, \delta j) \in L^2(P) : E[h(W, A, T, W_T, \Delta, \Delta J) \mid W, A, T, W_T, \Delta] = 0\},$$

$$T_{W_T} \mathcal{M}_{np} := \{o \mapsto h(w, a, t, w_T) \in L^2(P) : E[h(W, A, T, W_T) \mid X, A] = 0\}.$$

The orthogonal projection of the IPCW gradient D_{IPCW} onto these tangent spaces is also a gradient for β_{adj} ; This follows since the projection only removes components of $D_{IPCW,P}$ that are orthogonal to the direct sum of the tangent spaces $T_{\Delta J} \mathcal{M}_{np}$ and $T_{W_T} \mathcal{M}_{np}$, which is contained in the orthogonal complement of the direct sum of the tangent spaces $T_{\Delta J} \mathcal{M}_{adj}$ and $T_{W_T} \mathcal{M}_{adj}$. Now, the projections onto the two nonparametric tangent space (van der

Laan and Robins, 2003) are known to be

$$\begin{aligned} h &\mapsto \Pi_{\Delta J}(h) = h(W, A, T, W_T, J) - E[h(W, A, T, W_T, J)|W, A, T, W_T]; \\ h &\mapsto \Pi_{W_T}(h) = h(W, A, T, W_T) - E[h(W, A, T, W_T)|W, A]. \end{aligned}$$

Computing the projections gives

$$\begin{aligned} \Pi_{\Delta J} D_{IPCW}(O) + \Pi_{W_T} D_{IPCW}(O) &= \frac{\Delta}{\Pi(W_T, A, T, W)} \Lambda_{adj, P} \tilde{H}_{adj, P}(A, T, W) [J - \bar{\mu}(W_T, A, T, W)] \\ &\quad + \Lambda_{adj, P} \tilde{H}_{adj, P}(A, T, W) [\bar{\mu}(W_T, A, T, W) - \mu_{adj, P}(A, T, W)]. \end{aligned}$$

It follows that a gradient in the semiparametric statistical model \mathcal{M}_{adj} is, viewed as a function of the random variable O , given by

$$\begin{aligned} D_{adj, P} &:= \frac{\Delta}{\Pi(W_T, A, T, W)} \Lambda_{adj, P} \tilde{H}_{adj, P}(A, T, W) [J - \bar{\mu}(W_T, A, T, W)] \\ &\quad + \Lambda_{adj, P} \tilde{H}_{adj, P}(A, T, W) [\bar{\mu}(W_T, A, T, W) - \mu_{\beta_{adj}, h_{adj, P}}(A, T, W)]. \end{aligned}$$

This completes the proof. □

D. PROOF OF LIMITING DISTRIBUTIONS OF TMLES

Let \hat{P}_n^* be the targeted estimator of P_0 obtained using the method of Section 4.1. Similarly, let $\hat{P}_{n, adj}^*$ be the targeted distribution obtained using the method of Section 4.1. Let $\Lambda_{P_n^*}$ and Λ_{adj, P_n^*} be estimators of the scaling matrices Λ_P and $\Lambda_{adj, P}$ that are compatible with \hat{P}_n^* and $\hat{P}_{n, adj}^*$.

Proof of Theorem 6. The following proof is standard and we refer to van der Laan and Rose (2011) for details. We have the expansion:

$$\beta(P_n^*) - \beta(P) = -P_n D_{P_n^*} + (P_n - P) D_{P_n^*} + \{\beta(P_n^*) - \beta(P) + P D_{P_n^*}\}.$$

The first term is $o_P(n^{-1/2})$ by construction of the TMLE. The third term is $o_P(n^{-1/2})$ by Lemma 1 given after this proof. Thus, we have the expansion:

$$\begin{aligned} \beta(P_n^*) - \beta(P) &= (P_n - P) D_{P_n^*} + o_P(n^{-1/2}) \\ &= (P_n - P) \{D_P\} + (P_n - P) \{D_{P_n^*} - D_P\} + o_P(n^{-1/2}). \end{aligned}$$

Under Condition 2, D_P is uniformly bounded and thus has finite variance. By the CLT, we have $\sqrt{n}(P_n - P)D_P$ goes to a normally distributed random variable with the desired covariance structure. Thus, by Slutsky's lemma, it suffices to show that

$$(P_n - P) \{D_{P_n^*} - D_P\} = o_P(n^{-1/2}).$$

By Condition 7 and the invariance of Donsker classes under Lipschitz transformation (van der Vaart and Wellner, 1996), we have that $D_{P_n^*} - D_P$ falls in a Donsker function class. Moreover, Condition 8 implies that $\|D_{P_n^*} - D_{P_n^*}\| = o_P(1)$. By asymptotic equicontinuity of empirical processes over Donsker classes, we have that $(P_n - P) \{D_{P_n^*} - D_P\} = o_P(n^{-1/2})$ as desired. The result now follows. \square

Proof of Theorem 7. This proof follows by an argument identical to that of Theorem 7 after substituting Lemma 1 with Lemma 2 in the argument. \square

Lemma 1. *Under the conditions of Theorem 6, we have the following exact second-order remainder satisfies*

$$\beta(P_n^*) - \beta(P) + PD_{P_n^*} = o_P(n^{-1/2}).$$

Lemma 2. *Under the conditions of Theorem 7, we have the following exact second-order remainder satisfies*

$$\beta_{adj}(P_{n,adj}^*) - \beta_{adj} + PD_{\hat{P}_{n,adj}^*} = o_P(n^{-1/2}).$$

Proof of Lemma 1. For ease of notation, let $\beta_n := \beta(P_n^*)$, $h_n := h_{P_n^*}$, $\mu_n := \mu_{P_n^*}$, and $\sigma_n^2 = \mu_n(1 - \mu_n)$. Let $H_P(T, A, W; \mu_n, \tilde{\pi}_P)$

Let $P_{n,0}^*$ be t Furthermore, for $P' \in \mathcal{M}_1$, we define $\sigma_\mu^2 := \mu\{1 - \mu\}$ and

$$H(a, w, t; \mu, \tilde{\pi}) := \left(a - \frac{\tilde{\pi}(w, t)}{\tilde{\pi}(w, t)\sigma_\mu^2(1, w, t) + (1 - \tilde{\pi}(w, t))\sigma_\mu^2(1, w, t)} \right),$$

where we note that $H(a, w, t; \mu_{P'}, \tilde{\pi}_{P'}) = H_{P'}(a, w, t)$. Let $\mathcal{I}_\Delta : o \mapsto \delta$ be the coordinate projection identity map for the missingness indicator.

By the law of iterative expectations, the second order remainder can be written as:

$$\begin{aligned} & \beta_n - \beta(P) + PD_{P_n^*} \\ &= \beta_n - \beta(P) + P \left[\{ \mathcal{I}_\Delta \Lambda_{P_n^*} f \} H_{\hat{P}_n^*} \{ \mu_P - \mu_n \} \right]. \end{aligned}$$

Now, recall that

$$[\mu_P(T, A, W) - \mu_n(T, A, W)] = \text{expit} \{h_P(W, T) + A\underline{f}(W, T)^\top \beta(P)\} - \text{expit} \{h_n(W, T) + A\underline{f}(W, T)^\top \beta_n\}.$$

Since h_n , \underline{f} and β_n are uniformly bounded by Conditions 1 and 2, we have the second-order Taylor expansion:

$$\begin{aligned} [\mu_P(T, A, W) - \mu_n(T, A, W)] &= \sigma_n^2(A, T, W) [h_P(W, T) - h_n(W, T) + A\underline{f}(W, T)^\top (\beta(P) - \beta_n)] \\ &\quad + O(|h_P(W, T) - h_n(W, T)|^2 + \|\beta(P) - \beta_n\|^2). \end{aligned}$$

In the following we will abuse notation and implicitly condition on the training data used to obtain the nuisance estimators. On the pages 621-622 and 626-629 of the working paper van der Laan (2009), the following orthogonality condition was derived:

$$E_P[\sigma_n^2(A, T, W) \cdot H(T, A, W; \mu_n, \tilde{\pi}_n) \cdot h(W, T) \mid \Delta = 1, T, W] = 0 \text{ for all } h \in L^2(P_{T, W}).$$

It follows that

$$\begin{aligned} E_P[\sigma_n^2(A, T, W) \cdot H(T, A, W; \mu_n, \tilde{\pi}_n) \cdot h(W, T) \mid \Delta = 1, T, W] \\ = E_P[\sigma_n^2(A, T, W) \cdot \{H(T, A, W; \mu_n, \tilde{\pi}_n) - H(T, A, W; \mu_n, \tilde{\pi}_P)\} \cdot h(W, T) \mid \Delta = 1, T, W] \end{aligned}$$

which is $O(|\tilde{\pi}_n(W, T) - \tilde{\pi}_P(W, T)|)$ under Condition 2. Taking $h = h_P - h_n$ in the orthogonality condition and plugging in the Taylor expansion, it follows that

$$\begin{aligned} E \{ \Lambda_{P_n^*} \underline{f}(W, T) \} H_{\hat{P}_n^*}(T, A, W) [\mu_P(T, A, W) - \mu_n(T, A, W) \mid \Delta = 1, T, W] \\ = \sigma_n^2(A, T, W) [A\underline{f}(W, T)^\top (\beta(P) - \beta_n)] \\ + O(|h_P(W, T) - h_n(W, T)| |\tilde{\pi}_n(W, T) - \tilde{\pi}_P(W, T)|) + \\ + O(|h_P(W, T) - h_n(W, T)|^2 + \|\beta(P) - \beta_n\|^2). \end{aligned}$$

It follows that second-order remainder is equal to

$$\begin{aligned} = \beta_n - \beta(P) + (\beta(P) - \beta_n) E_P [\Delta \Lambda_{P_n^*} \underline{f}(W, T) \underline{f}(W, T)^\top H(T, A, W; \mu_n, \tilde{\pi}_n) \sigma_n^2(A, T, W)] \\ + O_P(\|\beta(P) - \beta_n\|^2 + \|\tilde{\pi}_n - \tilde{\pi}_P\|^2 + \|h_P - h_n\|^2). \end{aligned}$$

Performing another Taylor expansion, we find the remainder also equals

$$= \beta_n - \beta(P) + (\beta(P) - \beta_n) E_P [\Delta A \Lambda_P \underline{f}(W, T) \underline{f}(W, T)^\top H_P(T, A, W) \sigma_P^2(A, T, W)] \\ + O_P \left(\|\beta(P) - \beta_n\|^2 + \|\tilde{\pi}_n - \tilde{\pi}_P\|^2 + \|h_P - h_n\|^2 \right).$$

Computing the expectation, we can show that

$$E_P [\Delta A \Lambda_P \underline{f}(W, T) \underline{f}(W, T)^\top H_P(T, A, W) \sigma_P^2(A, T, W)] = 1$$

which causes the leading term of the previous display to vanish. Thus, the second-order remainder

$$= O_P \left(\|\beta(P) - \beta_n\|^2 + \|\tilde{\pi}_n - \tilde{\pi}_P\|^2 + \|h_P - h_n\|^2 \right).$$

We claim that

$$\|h_P - h_n\|^2 = O_P(\|\mu_n(a = 0, \cdot) - \mu_P(a = 0, \cdot)\|^2)$$

and

$$\|\beta_n - \beta(P)\|^2 = O_P \left(\max_{a \in \{0, 1\}} \|\mu_n(a, \cdot) - \mu_P(a, \cdot)\|^2 \right).$$

If these claims are hold, Condition 4 implies that $\|h_P - h_n\|^2$ and $\|\beta_n - \beta(P)\|^2$ are $o_P(n^{-1/2})$. This would imply the same for the second-order remainder, thereby completing the proof. The first claim holds since

$$|h_P(w) - h_n(w)| = |\text{logit } \mu_n(a = 0, w) - \text{logit } \mu_P(a = 0, w)| \lesssim |\mu_n(a = 0, w) - \mu_P(a = 0, w)|,$$

where the final inequality applies Condition 2 and Lipschitz continuity of the logit map on $[\delta, 1 - \delta] \subset (0, 1)$. For the second claim, we have

$$\underline{f}(\cdot)^T(\beta_n - \beta(P)) = \{\text{logit } \mu_n(a = 1, \cdot) - \text{logit } \mu_P(a = 1, \cdot)\} - \{\text{logit } \mu_n(a = 0, \cdot) - \text{logit } \mu_P(a = 0, \cdot)\}.$$

Thus, using Lipschitz continuity of the logit function, squaring, and taking expectations, we find

$$E |\underline{f}(\cdot)^T(\beta_n - \beta(P))|^2 \lesssim \max_{a \in \{0, 1\}} \|\mu_n(a, \cdot) - \mu_P(a, \cdot)\|^2.$$

Next, observe that $|\underline{f}(\cdot)^T(\beta_n - \beta(P))|^2 = |(\beta_n - \beta(P))^T \underline{f}(\cdot) \underline{f}(\cdot)^T (\beta_n - \beta(P))|$. Thus,

$$E |\underline{f}(\cdot)^T(\beta_n - \beta(P))|^2 = |(\beta_n - \beta(P))^T E [\underline{f}(\cdot) \underline{f}(\cdot)^T] (\beta_n - \beta(P))|.$$

Since $E[\underline{f}(\cdot)\underline{f}(\cdot)^T]$ is necessarily positive definite and also invertible by Condition 1, we have

$$|(\beta_n - \beta(P))^T E[\underline{f}(\cdot)\underline{f}(\cdot)^T] (\beta_n - \beta(P))| \geq \gamma \|\beta_n - \beta(P)\|_2^2,$$

where γ is smallest eigenvalue of $E[\underline{f}(\cdot)\underline{f}(\cdot)^T]$. Putting it all together, we conclude that

$$\|\beta_n - \beta(P)\|_2^2 = O_P \left(\max_{a \in \{0,1\}} \|\mu_n(a, \cdot) - \mu_P(a, \cdot)\|^2 \right).$$

□

Proof of Lemma 2. For ease of notation, we drop the dependence on adj in some of our notation. For example, we simply write P_n^* instead of $P_{n,adj}^*$. We have

$$\begin{aligned} D_{P_n^*, adj}(O) &= \frac{\Delta}{\Pi_n(W_T, A, W)} \{ \Lambda_{adj, P_n^*} \underline{f}(W, T) \} H_{adj, P_n^*}(T, A, W) [J - \bar{\mu}_n^*(W_T, T, A, W)] \\ &\quad + \{ \Lambda_{adj, P_n^*} \underline{f}(W, T) \} H_{adj, P_n^*}(T, A, W) [\bar{\mu}_n^*(W_T, T, A, W) - \mu_n^*(T, A, W)]. \end{aligned}$$

We will also implicitly condition on the training data used to obtain the nuisance estimators when writing expectations of the form $E[\cdot]$, so that expectations only average over the random variable $O = (\Delta J, \Delta, W_T, T, A, W)$.

Taking the expectation over O and applying the law of iterated expectations twice, we find

$$\begin{aligned} &E \left[\frac{\Delta}{\Pi_n(W_T, A, W)} \{ \Lambda_{adj, P_n^*} \underline{f}(W, T) \} H_{adj, P_n^*}(T, A, W) [J - \bar{\mu}_n^*(W_T, T, A, W)] \right] \\ &= E \left[\frac{\Delta}{\Pi_n(W_T, A, W)} \{ \Lambda_{adj, P_n^*} \underline{f}(W, T) \} H_{adj, P_n^*}(T, A, W) [\bar{\mu}(W_T, T, A, W) - \bar{\mu}_n^*(W_T, T, A, W)] \right] \\ &= E \left[\frac{\Pi(W_T, A, W)}{\Pi_n(W_T, A, W)} \{ \Lambda_{adj, P_n^*} \underline{f}(W, T) \} H_{adj, P_n^*}(T, A, W) [\bar{\mu}(W_T, T, A, W) - \bar{\mu}_n^*(W_T, T, A, W)] \right]. \end{aligned}$$

Thus, we have

$$\begin{aligned} &E \left[\frac{\Delta}{\Pi_n(W_T, A, W)} \{ \Lambda_{adj, P_n^*} \underline{f}(W, T) \} H_{adj, P_n^*}(T, A, W) [J - \bar{\mu}_n^*(W_T, T, A, W)] \right] \\ &= E \left[\left[1 - \frac{\Pi(W_T, A, W)}{\Pi_n(W_T, A, W)} \right] \{ \Lambda_{adj, P_n^*} \underline{f}(W, T) \} H_{adj, P_n^*}(T, A, W) [\bar{\mu}(W_T, T, A, W) - \bar{\mu}_n^*(W_T, T, A, W)] \right] \\ &\quad + E \left[\{ \Lambda_{adj, P_n^*} \underline{f}(W, T) \} H_{adj, P_n^*}(T, A, W) [\bar{\mu}_P(W_T, T, A, W) - \bar{\mu}_n^*(W_T, T, A, W)] \right]. \end{aligned}$$

By Condition 6 and Cauchy-Schwarz, the first term on the RHS is $O_P(\|\Pi_n - \Pi\| \|\bar{\mu}_n^* - \bar{\mu}_P\|)$. Thus, returning to our

first display, we find

$$\begin{aligned}
PD_{;\hat{P}_n^*, adj} &= E \left[\left\{ \Lambda_{adj, P_n^*} \underline{f}(W, T) \right\} H_{adj, P_n^*}(T, A, W) [\bar{\mu}_P(W_T, T, A, W) - \bar{\mu}_n^*(W_T, T, A, W)] \right] \\
&\quad + O_P(\|\Pi_n - \Pi\| \|\bar{\mu}_n^* - \bar{\mu}_P\|) \\
&\quad + E \left[\left\{ \Lambda_{adj, P_n^*} \underline{f}(W, T) \right\} H_{adj, P_n^*}(T, A, W) [\bar{\mu}_n^*(W_T, T, A, W) - \mu_n^*(T, A, W)] \right] \\
&= E \left\{ \Lambda_{adj, P_n^*} \underline{f}(W, T) \right\} H_{adj, P_n^*}(T, A, W) [\bar{\mu}_P(W_T, T, A, W) - \mu_n^*(T, A, W)] \\
&\quad + O_P(\|\Pi_n - \Pi\| \|\bar{\mu}_n^* - \bar{\mu}_P\|) \\
&= E \left\{ \Lambda_{adj, P_n^*} \underline{f}(W, T) \right\} H_{adj, P_n^*}(T, A, W) [\mu_P(T, A, W) - \mu_n^*(T, A, W)] \\
&\quad + O_P(\|\Pi_n - \Pi\| \|\bar{\mu}_n^* - \bar{\mu}_P\|),
\end{aligned}$$

where the final equality follows from the law of iterated conditional expectations. Since Condition 8 implies $O_P(\|\Pi_n - \Pi\| \|\bar{\mu}_n^* - \bar{\mu}_P\|) = o_P(n^{-1/2})$, it suffices to show that

$$\begin{aligned}
&\beta_{adj}(P_n^*) - \beta_{adj}(P) + E \left\{ \Lambda_{adj, P_n^*} \underline{f}(W, T) \right\} H_{adj, P_n^*}(T, A, W) [\mu_P(T, A, W) - \mu_n^*(T, A, W)] \\
&= \beta_{adj}(P_n^*) - \beta_{adj}(P) + E \left\{ \Lambda_{adj, P_n^*} \underline{f}(W, T) \right\} H_{adj, P_n^*}(T, A, W) [J - \mu_n^*(T, A, W)] \\
&= o_P(n^{-1/2}),
\end{aligned}$$

This follows noting that the RHS is of the same form as the second-order remainder of Lemma 1. A proof identical to that of Lemma 1 establishes the desired result. □