

I²Edit: Towards Multi-turn Interactive Image Editing via Dialogue

Xing Cui^{1*} Zekun Li^{2*} Peipei Li^{1†} Yibo Hu Hailin Shi Zhaofeng He¹

¹Beijing University of Posts and Telecommunications

²University of California, Santa Barbara

{cuixing, lipeipei, zhaofenghe}@bupt.edu.cn

zekunli@cs.ucsb.edu {huyibo871079699, hailinshi.work}@gmail.com

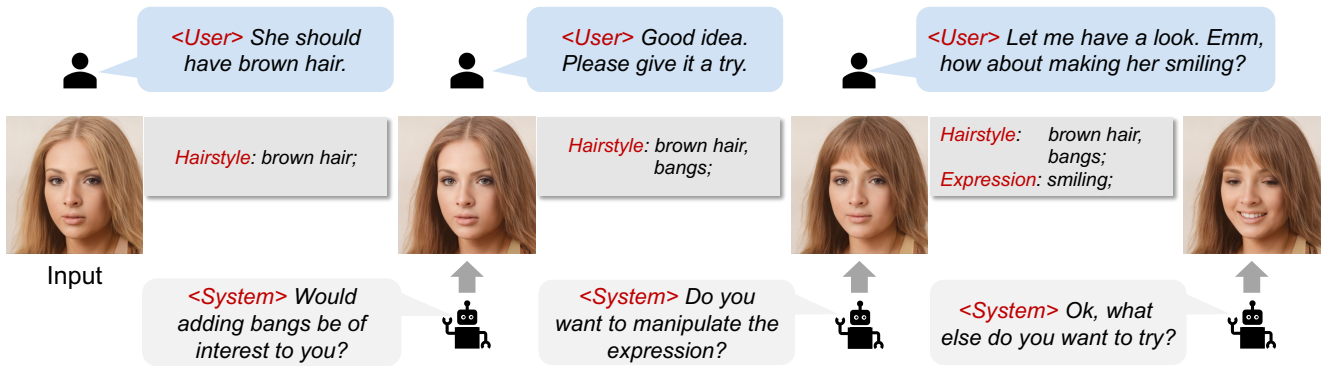


Figure 1: **Illustration of the multi-turn interactive image editing task.** The system is required to track the user’s edit requirements on the facial attributes (in the gray box), edit the image, and generate the response.

Abstract

Although there have been considerable research efforts on controllable facial image editing, the desirable interactive setting where the users can interact with the system to adjust their requirements dynamically hasn’t been well explored. This paper focuses on facial image editing via dialogue and introduces a new benchmark dataset, *Multi-turn Interactive Image Editing (I²Edit)*, for evaluating image editing quality and interaction ability in real-world interactive facial editing scenarios. The dataset is constructed upon the *CelebA-HQ* dataset with images annotated with a multi-turn dialogue that corresponds to the user editing requirements. *I²Edit* is challenging, as it needs to 1) track the dynamically updated user requirements and edit the images accordingly, as well as 2) generate the appropriate natural language response to communicate with the user. To address these challenges, we propose a framework consisting of a dialogue module and an image editing module. The former is for user edit requirements tracking and generating the corresponding indicative responses, while the latter edits the images conditioned on the tracked user edit requirements. In contrast to previous works that simply

treat multi-turn interaction as a sequence of single-turn interactions, we extract the user edit requirements from the whole dialogue history instead of the current single turn. The extracted global user edit requirements enable us to directly edit the input raw image to avoid error accumulation and attribute forgetting issues. Extensive quantitative and qualitative experiments on the *I²Edit* dataset demonstrate the advantage of our proposed framework over the previous single-turn methods. We believe our new dataset could serve as a valuable resource to push forward the exploration of real-world, complex interactive image editing. Code and data will be made public.

1. Introduction

With the advent of deep generative models like GANs [8, 14] and DDPMs [10, 29], great strides have been made in facial image editing recently. Prior works mainly focus on the setting where fixed control patterns [35] or text [25] are used as input to perform a one-time manipulation on the images. However, in real-world scenes, the multi-turn interactive editing setting where the user can interact with the system, dynamically adjust his edit requirements and see the corresponding manipulated results are more desirable. While some works [37, 4, 16] have explored multi-turn im-

* Equal contribution.

† Corresponding Author.

age editing, they simply treat it as a sequence of successive single-turn editing, i.e., repeatedly editing the manipulated image from the previous turn according to the current turn’s requirement. What’s worse, they can only “listen” to the users but not return the response to interact with the users, making them not interactive and user-friendly enough. Although a recent work, Talk-to-Edit [12], makes the first attempt to generate natural language responses, the proposed ruled-based method can only generate fixed-pattern responses based on hand-crafted templates, which lacks flexibility and naturalness. Overall, multi-turn interactive image editing is still not well explored and is hindered by the lack of standard benchmark datasets for developing and evaluating the corresponding methods.

To facilitate the research on multi-turn interactive image editing, we construct a new benchmark dataset, **I²Edit** (short for **I**nteractive **I**mage **E**dit**ing**). We construct the dataset on top of the CelebA-HQ [13] dataset. We annotate a multi-turn dialogue for each facial image from the 12k images selected from the CelebA-HQ dataset. Specifically, for each turn of the dialogue, we provide the user utterance, system response, and also annotation of the user’s “belief state”, which represents the user’s global edit requirements from the beginning of the dialogue to the current turn. The tracked user edit requirements will be used to direct the image editing. As shown in Fig. 1, success on **I²Edit** requires the system to edit images based on requirements and also provide natural language responses to interact with the users. To evaluate the performance of the multi-turn interactive editing, we propose a series of metrics from multiple perspectives, including response quality and editing quality.

In this paper, we propose a framework to deal with the mixed challenge of dialogue response generation and multi-turn image editing. Our framework seamlessly combines a dialogue module and an image editing module. Specifically, we utilize an end-to-end task-oriented dialogue (TOD) model to extract the user belief state, i.e., user edit requirements and generate the appropriate response, given the current conversation as input. The tracked user edit requirements will be transformed into text prompt to guide a text-based image editing model StyleCLIP [25] to perform the desired manipulation on the input raw image. The models are trained on our constructed **I²Edit** dataset. Since the dialogue module excels at extracting user edit requirements from the beginning of the conversation to the current turn, our framework enables direct editing on the input raw image instead of the edited image from the last turn, avoiding error accumulation and attribute forgetting problems. As shown in Fig. 2, repeatedly editing the images from the last turn will dilute some edit requirements in the early stage of the conversation (attribute forgetting) and suffer from error accumulation problems. By contrast, our framework can avoid these problems via one-time editing on the input im-

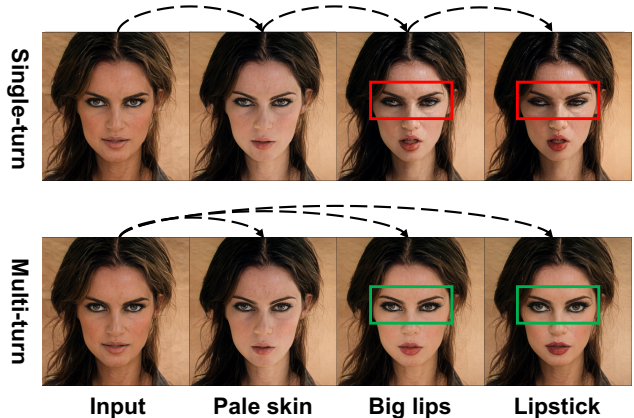


Figure 2: Comparison of previous repeated single-turn editing and our proposed multi-turn editing that directly manipulates the input image.

age based on global edit requirements extracted by our dialogue module.

We perform extensive experiments with diverse settings to investigate the performance of our proposed framework on the **I²Edit** dataset. The experimental results suggest that our proposed framework is superior to the previously prevalent repeated single-turn editing methods in terms of image editing quality and response generation.

To sum up, our main contributions are three-fold: (1) We propose a new benchmark dataset **I²Edit** to facilitate the research on multi-turn interactive image editing. (2) We propose a framework seamlessly combining the task-oriented dialogue module and an image editing module for user edit requirement tracking, image editing, and system response generation. It can avoid attribute forgetting and error accumulation issues in the previous methods. (3) Qualitative and quantitative evaluation results on the **I²Edit** dataset suggest the advantages of our proposed multi-turn editing framework and also attract further research in this area.

2. Related Work

Interactive Image Editing. Traditional image editing techniques focus on editing specific attributes such as age [20], hairstyle [22], or other attributes [28]. In recent years, human-computer interaction scenes [17, 12] have received much attention, attracting researchers to explore interactive image editing where the users can interact with the system to adjust the edit requirements dynamically [16, 18, 37, 12]. For example, TiGAN [37] generates images through successive editing with the help of the pre-trained cross-modal large model CLIP [26] and generative model StyleGAN [15]. GeNeVA-GAN [4] considers both current and historical information during editing. However, these methods only “listen” to the user requests and return edited images but do not generate system response, making them un-

Table 1: **Illustration of editable attributes in I²Edit.** The attributes are categorized into five groups (slots).

Slot	Attribute
Expression	<i>smiling, angry, sad, no smiling</i>
Hair color	<i>brown hair, blond hair, black hair, gray hair</i>
Hairstyle	<i>straight hair, wavy hair, receding hairline, sideburns, bangs</i>
Beard	<i>mustache, goatee</i>
Makeup	<i>no makeup, heavy makeup, lipstick, earrings, bushy eyebrows, big lips, rosy cheeks, pale skin</i>

able to actually “interact” with the users. To this end, a recent work Talk-to-Edit [12] introduces a rule-based system response module to generate the response. However, it is not flexible enough and can not cope with scenes that are not predefined. Additionally, these works view multi-turn editing as a series of successive single-turn editing, suffering from the error accumulation problem and the attribute forgetting problem as the number of interactions increases.

Task-oriented Dialogue. Task-oriented dialogue (TOD) aims at accomplishing the user’s goal in a certain domain via interactive dialogue. There are two mainstream solutions for TOD. Traditional systems adopt a pipelined approach, which consists of four modules. Firstly, the natural language understanding (NLU) module [1] converts the current user request into semantic slots, domain information, and user intention. Then, the dialogue state tracking (DST) module [34] extracts the dialogue state which records user requests in slot-value pairs. Subsequently, the dialogue policy learning (POL) module [2, 7] determines the next action of the dialogue agent based on the dialogue state. Finally, the system response is generated by the natural language generation (NLG) module [5]. Recently, most works have resorted to building an end-to-end task-oriented dialogue system with pretrained language models (PLMs). For example, SimpleTOD [11] treats all subtasks as a single sequence generation problem and unifies them in a simple framework. GPT-ACN [33] fixes the parameters of the PLMs and designs an adapter-copynet network for transfer learning. PPTOD [30] utilizes a multi-task pretraining strategy in order to leverage a large amount of existing data that is partially annotated. Existing task-oriented dialogue systems mainly focus on interactive scenarios like movie ticket/hotel booking, table reservation, etc. To the best of our knowledge, our I²Edit is the first benchmark dataset in the interactive image editing scenario.

3. I²Edit Benchmark Dataset

I²Edit simulates the scenario where a user is interacting with the system to manipulate a facial image. Each sample in the I²Edit dataset consists of a facial image and a dialogue between a user and the system on editing this im-

Table 2: **Statistics of dialogues in I²Edit dataset.**

Total # dialogues	12,000
Total # utterances	96,269
Avg # turns per dialogue	4.0
Avg # utterances per dialogue	8.0
Avg # words per user turns	11.5
Avg # words per system turns	9.1
Avg # attributes mentioned per dialogue	5.5
Avg # attributes edited per dialogue	4.0

age. Each turn of the dialogue is annotated with the user belief state, i.e., user edit requirements, which could direct the response generation and image editing. In this section, we will first introduce how to construct the dataset and its statistics. Then, we introduce benchmark tasks of I²Edit and corresponding evaluation metrics.

3.1. I²Edit Dataset Construction

Facial Image Data. We construct the I²Edit dataset on top of the CelebA-HQ [13], which is a high-resolution facial image dataset with 30k images. It provides image annotations, including identity information, 5 landmark locations, and 40 binary attributes. We select 20 attributes from CelebA-HQ and add another three frequently-used attributes “*sad*”, “*angry*”, and “*no smiling*”, resulting in a total of 23 editable attributes in the I²Edit dataset. As shown in Table 1, these editable attributes are categorized into five groups. We select 12k images from the CelebA-HQ and annotate a dialogue on editing each image.

Dialogue Annotation. In each turn of the dialogue, the user expresses his edit requirements on the editable attributes in natural language. The system is required to detect these requirements as belief states and map them to the response according to a pre-defined dialogue policy. Therefore, we annotate three types of data for each turn of a dialogue: (1) the user utterance, (2) user belief state (edit requirements), and (3) the system response.

To achieve that, we first determine the user edit requirements of each turn. The requirements should be limited in the editable attributes as shown in Table 1. We follow the terminology used in the task-oriented dialogue research and refer to each group in Table 1 as a slot, and each editable attribute thus serves as a possible slot value for the corresponding slot. Therefore, the user edit requirement of each turn in the dialogue is represented as slot-value pairs, such as “*expression: smiling, hairstyle: bangs, hair color: black hair*”. For each given facial image, we assume that the users will modify current attributes or add more requirements. The user edit requirements are thus obtained by randomly selecting from possible editable attributes excluding the current attributes and are represented as slot-value pairs as in TOD.

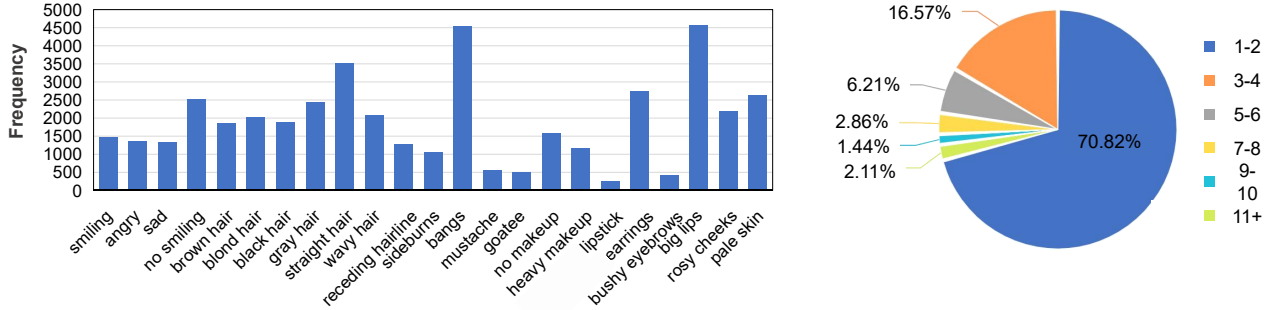


Figure 3: **Analysis of I²Edit dataset.** Left: Distribution of different attributes. Right: Distribution of occurrence frequency of various attribute combinations.

Given the user edit requirement of a turn, we could construct the user utterance that expresses this requirement and use a pre-defined dialogue flow policy to generate the corresponding system response. To reduce human efforts in annotating the dialogue, we construct the conversations with a two-phase pipeline [13] which contains a simulation phase [21] and a paraphrase phase. During the simulation phase, we first prepare dialogue sketches with the help of human annotations and the large-scale pre-trained language model ChatGPT [23]. In the paraphrase stage, we manually check and rewrite the dialogues with human annotators to make them more natural and diverse. Specifically, we first prepare diverse utterances describing user requests and system responses for each editable attribute. We use human-written utterances as well as utterances generated by ChatGPT to improve diversity. ChatGPT has shown expressive power in generating text with similar patterns to the examples provided in the given prompt. To generate more diverse utterances via ChatGPT, we combine instruction and a few human-written example utterances as the prompt. As for the system response, we prepared a set of possible dialog acts, including *Next*: general queries on what to edit in the next turn, *Request*: request whether to edit an attribute, *Suggest*: suggestions to edit towards a specific attribute value. For each dialog act, likewise, we prepare a set of candidate system responses. When building the dataset, we first determine the proper dialog act and then select a system response from the candidates.

Manual Paraphrase. Once the user utterance and system response are collected, we manually check and paraphrase them if they are not satisfying. The human annotators are requested to review if the conversation follows pre-defined dialog flow logic and refine the expression to improve diversity and naturalness. As checking and revising the dialogue is less labor-intensive than annotating the dialogue from scratch by human annotators, the annotation efforts are significantly reduced with our two-phase pipeline.

3.2. I²Edit Dataset Statistics

We construct the I²Edit dataset with a total of 12k examples, with each example consisting of a facial image and an

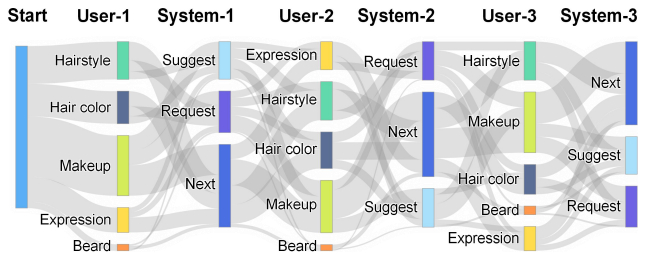


Figure 4: **Illustration of the dialogue flow in the I²Edit dataset.** User- n and System- n represent the n -th user and system turn, respectively.

annotated dialogue. We divide the I²Edit dataset into training, validation, and testing sets with 10k, 1k, and 1k examples, respectively. To offer deeper insights into the dataset, we present comprehensive statistics in this section.

Analyzing Dialogues. Our I²Edit dataset has a total of 12k dialogues with 96k utterances, whose statistics are shown in Table 2. We also visualize the dialogue flow of the constructed dataset in Fig. 4. There are 5 kinds of blocks for the user turn where each representing an attribute slot, and 3 kinds of system turns each representing a type of dialog act. The width of each block indicates its occurrence frequency and the connectivity between blocks indicates their co-occurrences in a dialog flow. It can be seen that different dialog flows are relatively balanced in our dataset, indicating its high diversity.

Analyzing Editing Attributes. As for the annotated user edit requirement, we show the requested frequency of each attribute (left) and the occurrence frequency of different attribute combinations (right) in Fig. 3. It can be seen that most attributes are mentioned more than 500 times and more than 85% of the attribute combinations occurred less than 4 times, indicating the diversity of our dataset.

3.3. I²Edit Evaluation

To evaluate the system’s ability to detect the user edit requirements, generate the appropriate system response, and edit the image according to user requirements, we propose three benchmark tasks along with evaluation metrics.

Edit Requirement Tracking. Similar to the dialogue be-

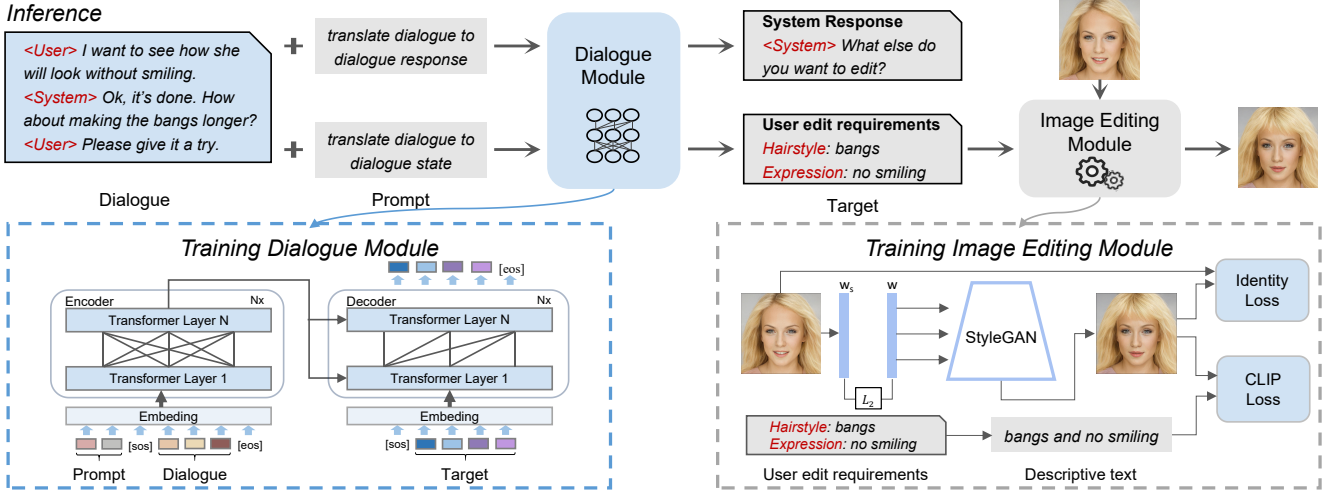


Figure 5: **Illustration of the proposed framework.** The dialogue understanding module is utilized to track the user edit requirements and generate system responses. Then, the tracked user edit requirements are fed to the image editing module to guide the image manipulation.

lief state tracking task in TOD, we introduce the user edit requirements tracking task to evaluate the system’s ability in detecting the user edit requirements. The user edit requirements are represented as slot-value pairs, where each slot denotes a category (group) of attributes and the value indicates a specific attribute value. The input for this task is the dialogue history from the beginning to the current turn. The performance is evaluated with **Joint Accuracy**, which is the ratio of dialogue turns whose slots are predicted completely accurately, i.e., all the slot and slot values are predicted correctly.

Response Generation. Another objective of the dialogue module is to generate fluent, reasonable, and diverse responses to interact with the users. We use BLEU [24] to evaluate the fluency of generated responses with respect to reference responses. To evaluate the diversity of generated responses, we employ Distinct-1, 2 [19], where Distinct-n represents the ratio of distinct n-grams in responses.

Image Editing. Editing an image based on the user edit requirement is one of the main objectives of **I²Edit**. Given the user edit requirement containing multiple requested attributes, a powerful system should be able to manipulate them simultaneously in high quality. We evaluate the attribute editing performance from two perspectives: (1) *relevance*: whether the requested attributes are edited; and (2) *quality*: how well the image is edited on the attribute.

We measure the editing relevance of each attribute via the cosine similarity of the attribute and the edited image. To evaluate the relevance of multiple attributes, we report two metrics. *Average Relevance (AvgRel)* reflects the average editing relevance on all requested attributes, where the relevance is measured with the cosine similarity of the

edited image with the requested attribute:

$$AvgRel = avg \{Cos_{CLIP}(I, t)\}_{t \in T}, \quad (1)$$

where Cos_{CLIP} represents the cosine similarity between the CLIP embeddings of the image I and text t . T represents the set of all editing attributes of the image. We also report *Minimum Relevance (MinRel)*, which reflects the worst relevance among the requested attribute:

$$MinRel = min \{Cos_{CLIP}(I, t)\}_{t \in T}. \quad (2)$$

As for the measure of editing quality, we utilize FID [9] and LPIPS [36] metrics, which calculate the statistical similarity between the edited images and the originals.

4. Method

In this section, we introduce our proposed framework for **I²Edit**. As illustrated in Fig. 5, the system consists of a task-oriented dialogue module and an image editing module. We adopt a pre-trained language model-based TOD model as the unified dialogue module for both user edit requirement tracking and response generation. Specifically, it takes the dialogue context prepended with different prompts as input and outputs the tracked user requirements and corresponding system response, respectively. As for the image editing module, a text-based image editing model StyleCLIP [25] is utilized, which receives the user edit requirements tracked by the dialogue model as input and edits the input image accordingly.

4.1. Dialogue Module

The primary goal of the dialogue module is to track user edit requirements and generate natural language feedback

as responses. Following [30], we formulate the two tasks as text generation and adopt a unified pre-trained language model T5 [27] for both two tasks. Specifically, we prepend a task-specific prompt to the dialogue context to serve as the dialogue language model’s input, and the model is trained to output the task-specific output. We use “*translate dialogue to dialogue response*” and “*translate dialogue to dialogue state*” as prompts for the user edit requirements tracking task and the response generation task, and the model is trained to generate the user edit requirements and system response, respectively

We use the T5 [27] model and initialize it with the PP-TOD [30] checkpoint that has been pre-trained on a diverse set of dialogue corpus and thus equipped with primary TOD task completion skills. Given task-specific prompt z_t , dialogue history x , and target output y . The dialogue model is trained with a maximum likelihood objective and the loss function is defined as:

$$\mathcal{L}_\Theta = - \sum_{i=1}^{|y|} \log P_\Theta(y_i | y_{<i}; z_t, x), \quad (3)$$

where Θ is the model parameters.

4.2. Image Editing Module

In this paper, we adopt a text-driven image editing method as in StyleCLIP [25], which combines the generative power of StyleGAN [14] and the joint vision-language representation learned by CLIP [26]. For the user edit requirement text prompt, a CLIP-based loss is used to optimize the latent code of the input image toward the direction inferred by the text prompt and thus generate the manipulated image.

As the tracked user edit requirements are stored in the slot-value pair format, we first construct them into the descriptive text prompt t with templates. Then, we utilize the latent optimization approach proposed in StyleCLIP to optimize the latent code and manipulate the image. Specifically, the images are manipulated in the $\mathcal{W}+$ space, which is extended from the \mathcal{W} space proposed in StyleGAN [14]. For a StyleGAN with 18 layers, $\mathcal{W}+$ space is defined by the cascade of 18 different vectors $[w_1, \dots, w_{18}]$, $w_i \in \mathcal{W}$. To manipulate the image base on the text, a loss based on the language-image pretraining model CLIP [26] is introduced to optimize the latent code in the \mathcal{W} space by mapping it into a shared embedding space with the texts.

As shown in Fig. 5, the input image is first inverted by a fixed StyleGAN inversion model e4e [31] to obtain the latent code of the input image $w_s \in \mathcal{W}+$. Then, the learnable latent code of the edited image $w \in \mathcal{W}+$ is initialized with w_s , which is further fed to the pretrained StyleGAN to obtain its corresponding image. Finally, w will be optimized toward the direction inferred by the user-provided

text without changing the identity. Specifically, the CLIP loss is calculated as the distance between the embeddings of the image and the user descriptive text in the shared embedding space learned by CLIP. By minimizing the distance, the image is forced to be consistent with the user’s descriptive text:

$$\mathcal{L}_{\text{CLIP}} = D_{\text{CLIP}}(G(w), t), \quad (4)$$

where G is a pretrained StyleGAN generator that maps latent code into an image. D_{CLIP} measures the cosine distance between the CLIP embedding of the image and the text. Then, L_2 loss is utilized for preserving the similarity between the input image and the edited image in the $\mathcal{W}+$ space:

$$L_2 = \|w - w_s\|_2. \quad (5)$$

Moreover, facial identity loss is used to preserve the facial identity:

$$\mathcal{L}_{\text{ID}} = 1 - \langle R(G(w_s)), R(G(w)) \rangle, \quad (6)$$

where R is a pretrained face recognition network [3]. Finally, the overall loss function is defined as:

$$\mathcal{L} = \arg \min_{w \in \mathcal{W}+} \mathcal{L}_{\text{CLIP}} + \lambda_{L_2} L_2 + \lambda_{\text{ID}} \mathcal{L}_{\text{ID}}. \quad (7)$$

5. Experiment

5.1. Quantitative Evaluation

Dialogue Module. We initialize our dialogue model with different sizes of pretrained PPTOD checkpoints PPTOD_{small}, PPTOD_{base} and PPTOD_{large}, respectively. We further fine-tune the model leveraging the Adam optimizer with a learning rate of 5e-5 and a batch size of 64. We utilize a multi-task training strategy in which the user edit requirements tracking task and the natural language response generation task are trained simultaneously.

As shown in Table 3, we first evaluate the dialogue module on the user edit requirements tracking task. All three models achieve a joint accuracy of over 75%, which indicates the accuracy of tracked edit requirements. The results show that the model with the largest size underperforms the small ones, which is also observed in PPTOD [30] and might be caused by overfitting. Then, we evaluate the dialogue understanding for the natural language response generation task. As the model size increases, an improvement can be seen in both the BLEU score and the Distinct-1,2 score, demonstrating that the larger model can generate responses with better quality and diversity.

Image Editing Module. The weight of λ_{L_2} and λ_{ID} are set as 0.008 and 0.005, respectively. The editing step is set as 300, and the Adam optimizer is leveraged with a learning rate of 0.1. The quantitative experiment results are shown in Table 4. To evaluate the effectiveness of our proposed multiple-turn editing approach, we first compare it with its

Table 3: **Quantitative Evaluation of the dialogue module.**

Model	Requirements Tracking	Response Generation		
	Joint Acc \uparrow	BLEU \uparrow	Distinct-1 \uparrow	Distinct-2 \uparrow
Small	77.482	29.508	0.504	0.884
Base	79.206	29.512	0.516	0.886
Large	75.177	30.030	0.523	0.890

Table 4: **Quantitative results.** UER and Dial stand for oracle user edit requirements and dialogue, respectively.

Editing Mode	Input	Image Editing			
		FID \downarrow	LPIPS \downarrow	MinRel \uparrow	AvgRel \uparrow
Single-turn	UER	41.765	0.484	0.731	0.752
Multi-turn	UER	39.215	0.443	0.752	0.770
Single-turn	Dial	43.193	0.475	0.745	0.764
Multi-turn	Dial	39.524	0.442	0.749	0.769

single-turn image editing counterpart, which edits images based on the results of the previous round. To eliminate the impact of misidentification of user edit requirements, we utilize the oracle user edit requirements to guide image editing. Compared with the single-turn image editing approach, our method has significant improvements in the FID and LPIPS metrics, which indicates improved image quality of our method. We also observe that the MinRel score of the single-turn method is much lower than the multi-turn method. This is reasonable as the single-turn editing approach tends to forget some edited attribute of early turns (the attribute forgetting problem), leading to poor lowest performance.

Ablation Study. We also conducted an ablation study to evaluate the effectiveness of the introduced dialogue module that extracts user requirements to guide the image editing module. Specifically, we experiment with the raw dialogue context instead of the extracted user edit requirements as input. We use oracle dialogues rather than dialogue generated by the dialogue model to eliminate the influence of the accuracy of the dialogue model. The results are shown in Table 4. Although the MinRel and AvgRel of this approach directly using dialogue as input are comparable to ours, the FID and LPIPS scores are much lower than our approach with a dialogue module, which can be attributed to the noisy and redundant information in the dialogue. The results highlight the significance of tracking user edit requirements from dialogues with our introduced dialogue module.

5.2. Qualitative Evaluation

We conduct human evaluations to compare the response generation and image editing ability between our method and Talk-to-Edit [12]. We randomly select 20 images, based on which we conduct multi-turn interactive image editing conversations with our method and Talk-to-Edit. We en-

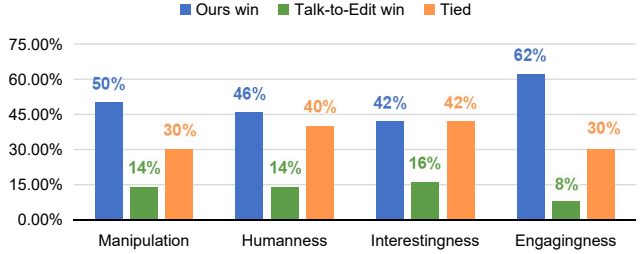


Figure 6: **Human evaluation of our method v.s. Talk-to-Edit** on one axis on image editing: *Manipulation* and three axes on response generation: *Humanness*, *Interestingness*, and *Engagingness*.

list 5 graduate students who are fluent in English to make pairwise comparisons between our method and Talk-to-Edit over one aspect on the manipulated image: *manipulation*, and three aspects on the generated response of each turn in the dialogues: *humanness*, *interestingness*, and *engagingness*. The final answer for each question is chosen by majority voting.

The results are shown in Fig. 6. As can be seen, our method shows superiority over Talk-to-Edit in terms of both image editing and response generation. This is reasonable as Talk-to-Edit employs a rule-based to generate responses from templates and edits the image with a single-turn approach, i.e., editing the manipulated images of the previous turn. By contrast, we use a pretrained language model-based dialogue module and further finetuned it on our **I²Edit** to generate the response. We also use the extracted concise global user edit requirements to guide the image editing, which is proved to be more effective than the single-turn approach in our experiments. We present examples of manipulation results of our method and Talk-to-Edit in Fig. 7, which showcases the attribute forgetting and error accumulation issues of Talk-to-Edit. More visualization results of our method can be found in Fig. 8.

6. Conclusion

This paper introduces the **I²Edit** benchmark dataset, which we believe could facilitate the research on multi-turn interactive image editing. The **I²Edit** benchmark is challenging as it requires the system to track user edit requirements from the dialogue, edit the images, and generate the response accordingly. We propose a baseline framework that seamlessly combines a task-oriented dialogue module and an image editing module. The introduction of the task-oriented dialogue not only enables interaction with users but also extracts concise user requirements from the dialogue context to direct the image editing, avoiding the attribute forgetting and error accumulation issues in previous single-turn methods. We conduct comprehensive experiments and analysis, which shows the effectiveness of our approach and the potential improvement room, encouraging further work.

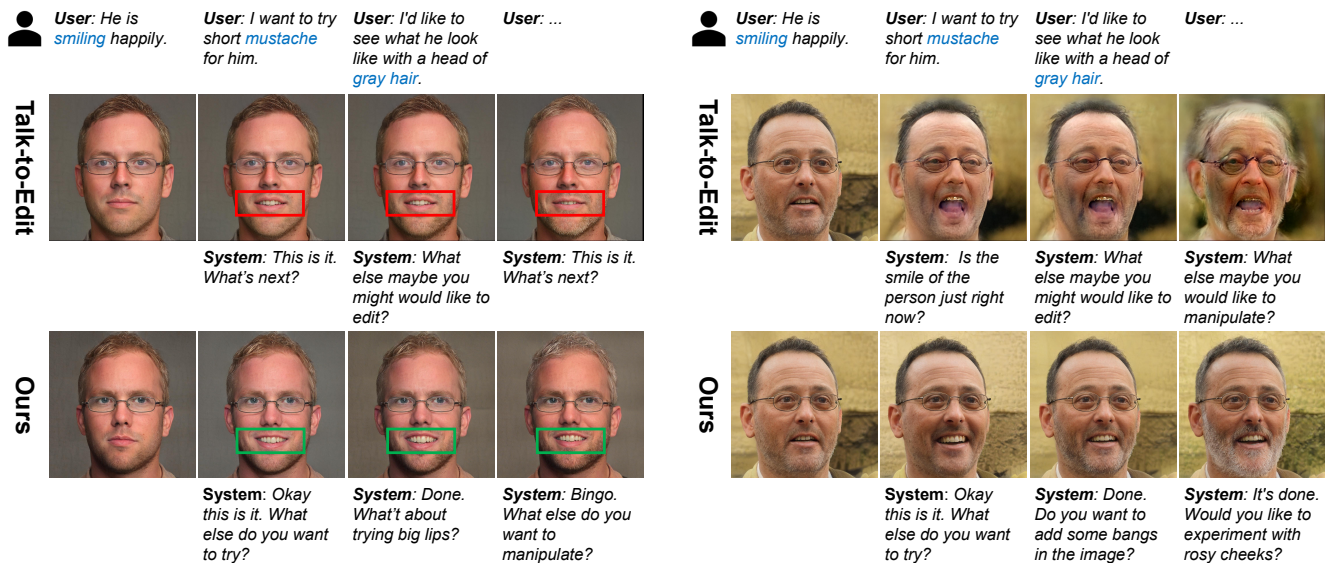


Figure 7: Visualization of the comparison between our method with Talk-to-Edit. Left shows the attribute forgetting problem of Talk-to-Edit, where the *smiling* attribute is gradually diluted. Right shows the error accumulation problem.




Figure 8: Visualization of multi-turn interactive image editing results with our proposed method.

References

- [1] Waheed Ahmed Abro, Annalena Aicher, Niklas Rach, Stefan Ultes, Wolfgang Minker, and Guilin Qi. Natural language understanding for argumentative dialogue systems in the opinion building domain. *KBS*, 2022. 3
- [2] Lu Chen, Xiang Zhou, Cheng Chang, Runzhe Yang, and Kai Yu. Agent-aware dropout dqn for safe and efficient on-line dialogue policy learning. In *EMNLP*, 2017. 3
- [3] Jiankang Deng, Jia Guo, Niannan Xue, and Stefanos Zafeiriou. Arcface: Additive angular margin loss for deep face recognition. In *CVPR*, 2019. 6
- [4] Alaeldin El-Nouby, Shikhar Sharma, Hannes Schulz, Devon Hjelm, Layla El Asri, Samira Ebrahimi Kahou, Yoshua Bengio, and Graham W Taylor. Tell, draw, and repeat: Generating and modifying images based on continual linguistic instruction. In *ICCV*, 2019. 1, 2
- [5] Henry Elder, Alexander O’Connor, and Jennifer Foster. How to make neural natural language generation as reliable as templates in task-oriented dialogue. In *EMNLP*, 2020. 3
- [6] Joseph L Fleiss and Jacob Cohen. The equivalence of weighted kappa and the intraclass correlation coefficient as measures of reliability. *EPM*, 1973. 12
- [7] Christian Geishauser, Carel van Niekerk, Hsien-Chin Lin, Nurul Lubis, Michael Heck, Shutong Feng, and Milica Gasic. Dynamic dialogue policy for continual reinforcement learning. In *COLING*, 2022. 3
- [8] Ian Goodfellow, Jean Pouget-Abadie, Mehdi Mirza, Bing Xu, David Warde-Farley, Sherjil Ozair, Aaron Courville, and Yoshua Bengio. Generative adversarial networks. *CACM*, 2020. 1
- [9] Martin Heusel, Hubert Ramsauer, Thomas Unterthiner, Bernhard Nessler, and Sepp Hochreiter. Gans trained by a two time-scale update rule converge to a local nash equilibrium. In *NeurIPS*, 2017. 5
- [10] Jonathan Ho, Ajay Jain, and Pieter Abbeel. Denoising diffusion probabilistic models. In *NeurIPS*, 2020. 1
- [11] Ehsan Hosseini-Asl, Bryan McCann, Chien-Sheng Wu, Semih Yavuz, and Richard Socher. A simple language model for task-oriented dialogue. In *NeurIPS*, 2020. 3
- [12] Yuming Jiang, Ziqi Huang, Xingang Pan, Chen Change Loy, and Ziwei Liu. Talk-to-edit: Fine-grained facial editing via dialog. In *ICCV*, 2021. 2, 3, 7, 12
- [13] Tero Karras, Timo Aila, Samuli Laine, and Jaakko Lehtinen. Progressive growing of gans for improved quality, stability, and variation. In *ICLR*, 2018. 2, 3, 4
- [14] Tero Karras, Samuli Laine, and Timo Aila. A style-based generator architecture for generative adversarial networks. In *CVPR*, 2019. 1, 6
- [15] Tero Karras, Samuli Laine, Miika Aittala, Janne Hellsten, Jaakko Lehtinen, and Timo Aila. Analyzing and improving the image quality of stylegan. In *CVPR*, 2020. 2, 11
- [16] Jin-Hwa Kim, Nikita Kitaev, Xinlei Chen, Marcus Rohrbach, Byoung-Tak Zhang, Yuandong Tian, Dhruv Batra, and Devi Parikh. Codraw: Collaborative drawing as a testbed for grounded goal-driven communication. In *ACL*, 2019. 1, 2
- [17] Satwik Kottur, Seungwhan Moon, Aram H Markosyan, Hardik Shah, Babak Damavandi, and Alborz Geramifard. Tell your story: Task-oriented dialogs for interactive content creation. *arXiv:2211.03940*, 2022. 2
- [18] Royi Lachmy, Valentina Pyatkin, Avshalom Manevich, and Reut Tsarfaty. Draw me a flower: Processing and grounding abstraction in natural language. *TACL*, 2022. 2
- [19] Jiwei Li, Michel Galley, Chris Brockett, Jianfeng Gao, and Bill Dolan. A diversity-promoting objective function for neural conversation models. *arXiv:1510.03055*, 2015. 5
- [20] Peipei Li, Huaibo Huang, Yibo Hu, Xiang Wu, Ran He, and Zhenan Sun. Hierarchical face aging through disentangled latent characteristics. In *ECCV*, 2020. 2
- [21] Zekun Li, Wenhui Chen, Shiyang Li, Hong Wang, Jing Qian, and Xifeng Yan. Controllable dialogue simulation with in-context learning. *arXiv:2210.04185*, 2022. 4
- [22] Kyle Olszewski, Duygu Ceylan, Jun Xing, Jose Echevarria, Zhili Chen, Weikai Chen, and Hao Li. Intuitive, interactive beard and hair synthesis with generative models. In *CVPR*, 2020. 2
- [23] Long Ouyang, Jeffrey Wu, Xu Jiang, Diogo Almeida, Carroll Wainwright, Pamela Mishkin, Chong Zhang, Sandhini Agarwal, Katarina Slama, Alex Gray, John Schulman, Jacob Hilton, Fraser Kelton, Luke Miller, Maddie Simens, Amanda Askell, Peter Welinder, Paul Christiano, Jan Leike, and Ryan Lowe. Training language models to follow instructions with human feedback. In *NeurIPS*, 2022. 4
- [24] Kishore Papineni, Salim Roukos, Todd Ward, and Wei-Jing Zhu. Bleu: a method for automatic evaluation of machine translation. In *ACL*, 2002. 5
- [25] Or Patashnik, Zongze Wu, Eli Shechtman, Daniel Cohen-Or, and Dani Lischinski. Styleclip: Text-driven manipulation of stylegan imagery. In *ICCV*, 2021. 1, 2, 5, 6, 12
- [26] Alec Radford, Jong Wook Kim, Chris Hallacy, Aditya Ramesh, Gabriel Goh, Sandhini Agarwal, Girish Sastry, Amanda Askell, Pamela Mishkin, Jack Clark, et al. Learning transferable visual models from natural language supervision. In *ICML*, 2021. 2, 6
- [27] Colin Raffel, Noam Shazeer, Adam Roberts, Katherine Lee, Sharan Narang, Michael Matena, Yanqi Zhou, Wei Li, and Peter J Liu. Exploring the limits of transfer learning with a unified text-to-text transformer. *JMLR*, 2020. 6, 11
- [28] Elad Richardson, Yuval Alaluf, Or Patashnik, Yotam Nitzan, Yaniv Azar, Stav Shapiro, and Daniel Cohen-Or. Encoding in style: a stylegan encoder for image-to-image translation. In *CVPR*, 2021. 2
- [29] Jascha Sohl-Dickstein, Eric Weiss, Niru Maheswaranathan, and Surya Ganguli. Deep unsupervised learning using nonequilibrium thermodynamics. In *ICML*, 2015. 1
- [30] Yixuan Su, Lei Shu, Elman Mansimov, Arshit Gupta, Deng Cai, Yi-An Lai, and Yi Zhang. Multi-task pre-training for plug-and-play task-oriented dialogue system. In *ACL*, 2022. 3, 6
- [31] Omer Tov, Yuval Alaluf, Yotam Nitzan, Or Patashnik, and Daniel Cohen-Or. Designing an encoder for stylegan image manipulation. *TOG*, 2021. 6
- [32] Ashish Vaswani, Noam Shazeer, Niki Parmar, Jakob Uszkoreit, Llion Jones, Aidan N Gomez, Łukasz Kaiser, and Illia Polosukhin. Attention is all you need. In *NeurIPS*, 2017. 11

- [33] Weizhi Wang, Zhirui Zhang, Junliang Guo, Yinpei Dai, Boxing Chen, and Weihua Luo. Task-oriented dialogue system as natural language generation. In *SIGIR, 2022*. 3
- [34] Chien-Sheng Wu, Andrea Madotto, Ehsan Hosseini-Asl, Caiming Xiong, Richard Socher, and Pascale Fung. Transferable multi-domain state generator for task-oriented dialogue systems. In *ACL, 2019*. 3
- [35] Yanbo Xu, Yueqin Yin, Liming Jiang, Qianyi Wu, Chengyao Zheng, Chen Change Loy, Bo Dai, and Wayne Wu. Transeditor: transformer-based dual-space gan for highly controllable facial editing. In *CVPR, 2022*. 1
- [36] Richard Zhang, Phillip Isola, Alexei A Efros, Eli Shechtman, and Oliver Wang. The unreasonable effectiveness of deep features as a perceptual metric. In *CVPR, 2018*. 5
- [37] Yufan Zhou, Ruiyi Zhang, Jiuxiang Gu, Chris Tensmeyer, Tong Yu, Changyou Chen, Jinhui Xu, and Tong Sun. Tigan: Text-based interactive image generation and manipulation. In *AAAI, 2022*. 1, 2

Supplementary Material

In this supplementary file, we present a sample of I²Edit Benchmark Dataset in Section A. Then, we introduce the network architectures of our proposed framework in Section B. Furthermore, details of the human evaluation are shown in Section C. Finally, we provide more qualitative results in Section D from diverse perspectives.

A. I²Edit Benchmark Dataset

Each sample in the I²Edit dataset contains an input image to be edited, the associated user edit requirements, and the corresponding dialogue. Notably, the dataset does not include ground truth manipulated images for each turn. The manipulated images are evaluated in relation to the input image, as discussed in Section 3.3 in the main paper. Fig. 9 presents an example that contains a four-turn interaction.

B. Network Architecture

B.1. Architecture of the Dialogue Module

The model used in the dialogue module is based on the pre-trained language model T5 [27], which is a Transformer [32] encoder-decoder framework. Each Transformer layer comprises an attention mechanism and a feed-forward network. Specifically, the attention mechanism is self-attention in the encoder layer and encoder-decoder attention in the decoder layer. The feed-forward network consists of a dense layer with an output dimensionality of d_{ff} followed by a ReLU nonlinearity and another dense layer.

For the base model, both the encoder and decoder consist of 12 layers, where the “key” and “value” matrices of all attention mechanisms have an inner dimensionality of $d_{\text{kv}} = 64$ and all attention mechanisms have 12 heads. The output dimensionality of the first feed-forward network in each block is $d_{\text{ff}} = 3,072$ and the dimensionality of all other sub-layers and embeddings is $d_{\text{model}} = 768$. The small model scales the base model by using 6 layers for the encoder and decoder. For each layer, it utilizes 8-headed attention, $d_{\text{ff}} = 2048$, and $d_{\text{model}} = 512$. The large model has 24 layers for the encoder and decoder. It scales the base model up by using 16-headed attention, $d_{\text{ff}} = 4,096$, and $d_{\text{model}} = 1,024$. Table 5 summarizes the statistics of three models with different sizes.

B.2. Architecture of the Image Editing Module

To supplement the description of the image editing module, the architecture of StyleGAN2 [15] generator is described in detail in this section. Specifically, it generates images gradually from low resolution to high resolution. Every major layer (every resolution) of the StyleGAN2 generator consists of two types of convolutional blocks: feature

Table 5: Variants of Dialogue Module.

Model	#Layers	#Heads	d_{kv}	d_{ff}	d_{model}
Small	6	8	64	2048	512
Base	12	12	64	3072	768
Large	24	16	64	4096	1024

Table 6: The breakdown of the StyleGAN2 [15].

$\mathcal{W}+$ layer index	Resolution	Layer name	# Channels
0	4×4	Conv	512
1	4×4	ToRGB	512
2	8×8	Conv0_up	512
3	8×8	Conv1	512
3	8×8	ToRGB	512
4	16×16	Conv0_up	512
5	16×16	Conv1	512
5	16×16	ToRGB	512
6	32×32	Conv0_up	512
7	32×32	Conv1	512
7	32×32	ToRGB	512
8	64×64	Conv0_up	512
9	64×64	Conv1	512
9	64×64	ToRGB	512
10	128×128	Conv0_up	512
11	128×128	Conv1	256
11	128×128	ToRGB	256
12	256×256	Conv0_up	256
13	256×256	Conv1	128
13	256×256	ToRGB	128
14	512×512	Conv0_up	128
15	512×512	Conv1	64
15	512×512	ToRGB	64
16	1024×1024	Conv0_up	64
17	1024×1024	Conv1	32
17	1024×1024	ToRGB	32

space convolutions (Conv), which are leveraged for feature map synthesis, and toRGB convolutions (ToRGB), which utilize convolutions to convert the feature map into an RGB image. Each of these convolution blocks is modulated by a vector of style parameters w . In our experiment, we utilized the $\mathcal{W}+$ space where each $\mathcal{W}+$ layer has its own style parameters $w_i \in \mathcal{W}$. The details of StyleGAN2 [15] generator are listed in Table 6.

C. Details of the Human Evaluation

Questions of the Human Evaluation. In the human evaluations, we compare our framework with Talk-to-Edit over one aspect of the manipulated image: manipulation, and three aspects on the generated response of each turn in the


	Utterances	User requirements
	<i>User:</i> Please try to look pale.	<i>makeup:</i> pale skin;
	<i>System:</i> Done. What else do you want to manipulate?	
	<i>User:</i> Let me have a look. Emm we should try black hair.	<i>makeup:</i> pale skin; <i>hair color:</i> black hair;
	<i>System:</i> This is it. What else do you want to edit?	
	<i>User:</i> Make her angry.	<i>makeup:</i> pale skin; <i>hair color:</i> black hair; <i>expression:</i> angry;
	<i>System:</i> It's done. Do you want to manipulate the makeup?	
<i>User:</i> Yep sure. I want to see what I look like with a beautiful lip color.	<i>makeup:</i> pale skin, wearing lipsticks; <i>hair color:</i> black hair; <i>expression:</i> angry;	
<i>System:</i> Ok, finished. What else do you want to try?		

Figure 9: An example sample from the I²Edit dataset.

dialogues: humanness, interestingness, and engagingness. The instructions for these four aspects provided to participants are shown as follows:

- Manipulation: *Which one manipulates the image better with facial identity unchanged?*
- Humanness: *Which one sounds more natural and personable?*
- Interestingness: *Which one arouses your curiosity or tells you something new or useful?*
- Engagingness: *Which one is more likely to capture your attention and make you want to further interact with it?*

We conduct the blind evaluation where participants will not be informed about the source of the manipulated images and generated responses (our framework or Talk-to-edit) to ensure fairness and objectivity.

Inter-rater agreement. To evaluate the agreement among the answers of all participants, we calculate the inter-rater agreement score. The average inter-rater agreement score is 0.26 in terms of Fleiss’ kappa [6], which demonstrates a fair agreement.

D. More Qualitative Results

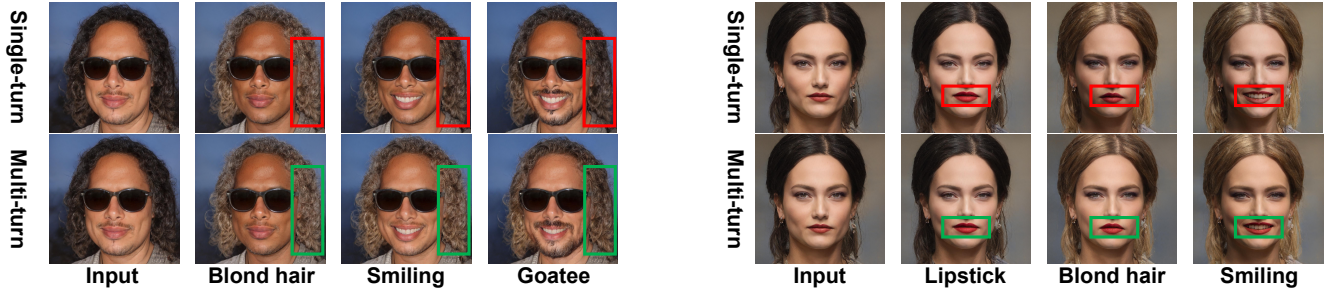
Comparison of Single-turn Editing and Our Proposed Multi-turn Editing. We present more visualization results in Fig. 10 to illustrate the attribute forgetting problem and error accumulation problem of previously single-turn editing methods, which can be avoided by our proposed multi-turn approach. To make a fair comparison, both methods take oracle user edit requirements as input and leverage StyleCLIP [25] model for image manipulation.

Visualization Results of Ablation study. In the ablation study of the main paper, we demonstrate the effectiveness of

the introduced dialogue module that extracts user requirements to guide the image editing module quantitatively. We present qualitative results in this section. We experiment with the single-turn method that doesn’t equip with a dialogue module to extract the user edit requirements and thus directly takes dialogue as input. As shown in Fig 11, it fails to understand the user request accurately and ignores some of the user edit requirements, suggesting the significance of our introduced dialogue module in the multi-turn interactive editing scenario.

Comparison Between Our Method with Talk-to-Edit.

More qualitative comparisons between our method with Talk-to-Edit [12] are presented in Fig. 12, Fig. 13, Fig. 14, and Fig. 15. Fig. 12 shows that there exists the attribute forgetting problem in Talk-to-Edit. Fig. 13 illustrates that Talk-to-Edit has an error accumulation problem. More comparisons are shown in Fig 14. Moreover, error judgment in the rule-based method will lead to the unexpected break-off of the interaction in Talk-to-Edit, which is represented in Fig 15.



(a) Attribute forgetting.



(b) Error accumulation.

Figure 10: **Comparison of single-turn editing and our proposed multi-turn editing.** (a) shows the attribute forgetting problem of the single-turn editing method. In the presented two cases, the blond hair attribute and the lipstick attribute are lost in the final edited image, respectively. (b) illustrates the error accumulation problem. In the left one, facial identity and background are changed unexpectedly in the single-turn method and these errors propagate to the final edited image. While in the right one, the hair color is changed in the single-turn method. By contrast, our proposed multi-turn editing approach avoids these issues.




Figure 11: **Visualization results of ablation study** on the influence of the introduced dialogue module that extracts user edit requirements from the dialogue on the manipulated images. The single-turn approach doesn't equip with the dialogue module and thus takes the whole dialogue as input of the image editing module.




Figure 12: Comparison of our method and Talk-to-Edit. These results demonstrate the attribute forgetting problem in Talk-to-Edit, where the goatee attribute is lost in the left case, while the smiling attribute is lost in the right case.




Figure 13: Comparison of our method and Talk-to-Edit. These results demonstrate the error accumulation problem in Talk-to-Edit, where artifacts occur and propagate to the final edited image.





Figure 14: More visualization of comparison of our method and Talk-to-Edit.

User: What about adding *bangs*?

User: I want to experiment with a *smiling* expression in my image.


Talk-to-Edit



END

System: This is it. Are the fringe in proper shape now?

Ours



System: What else do you want to play with?


System: Do you want to try lipsticks?

User: I'd like to see what she would look like with *gray hair*.

User: Add *bangs* to her.

User: She looks *angry*.

Talk-to-Edit




END

System: Okay done. What else would you like to try?

System: Finished. What's next?

Ours



System: OK, what else do you want to change?

System: Do you want to editing the expression as well?

System: Would you like me to help you achieve a wavy hair?

Figure 15: **Comparison of our method and Talk-to-Edit.** These results present cases where the interaction is broken off unexpectedly in Talk-to-Edit due to its rule-based method. *END* represents that the system terminates the interaction.