

A GENERALIZATION OF SHORT-PERIOD TAUSWORTHE GENERATORS AND ITS APPLICATION TO MARKOV CHAIN QUASI-MONTE CARLO

SHIN HARASE

ABSTRACT. A one-dimensional sequence $u_0, u_1, u_2, \dots \in [0, 1)$ is said to be completely uniformly distributed (CUD) if overlapping s -blocks $(u_i, u_{i+1}, \dots, u_{i+s-1})$, $i = 0, 1, 2, \dots$, are uniformly distributed for every dimension $s \geq 1$. This concept naturally arises in Markov chain quasi-Monte Carlo (QMC). However, the definition of CUD sequences is not constructive, and thus there remains the problem of how to implement the Markov chain QMC algorithm in practice. Harase (2021) focused on the t -value, which is a measure of uniformity widely used in the study of QMC, and implemented short-period Tausworthe generators (i.e., linear feedback shift register generators) over the two-element field \mathbb{F}_2 that approximate CUD sequences by running for the entire period. In this paper, we generalize a search algorithm over \mathbb{F}_2 to that over arbitrary finite fields \mathbb{F}_b with b elements and conduct a search for Tausworthe generators over \mathbb{F}_b with t -values zero (i.e., optimal) for dimension $s = 3$ and small for $s \geq 4$, especially in the case where $b = 3, 4$, and 5 . We provide a parameter table of Tausworthe generators over \mathbb{F}_4 , and report a comparison between our new generators over \mathbb{F}_4 and existing generators over \mathbb{F}_2 in numerical examples using Markov chain QMC.

1. INTRODUCTION

We study the problem of calculating the expectation $E_\pi[f(X)]$ using Markov chain Monte Carlo (MCMC) methods for a target distribution π and some function f . We are interested in improving the accuracy by replacing IID uniform random points with quasi-Monte Carlo (QMC) points. However, traditional QMC points (e.g., Sobol', Niederreiter–Xing, Faure, and Halton) are not applicable straightforwardly. Motivated by a simulation study conducted by Liao [23], Owen and Tribble [28] and Chen et al. [3] showed that Markov chain QMC remains consistent if the driving sequences are completely uniformly distributed (CUD). A one-dimensional sequence $u_0, u_1, u_2, \dots \in [0, 1)$ is said to be CUD if overlapping s -blocks $(u_i, u_{i+1}, \dots, u_{i+s-1})$, $i = 0, 1, 2, \dots$, are uniformly distributed for every dimension $s \geq 1$. Levin [22] proposed some constructions of CUD sequences, but they are not suitable to implement. Thus, there remains the problem of how we implement the Markov chain QMC algorithm, in particular, how we construct suitable driving sequences in practice.

Date: March 29, 2023.

2020 Mathematics Subject Classification. 65C10, 11K45.

Key words and phrases. Pseudorandom number generation; Quasi-Monte Carlo; Markov chain Monte Carlo; Gibbs sampling; Linear regression.

This work was supported by JSPS KAKENHI Grant Numbers JP22K11945, JP18K18016.

Tribble and Owen [33] and Tribble [32] proposed an implementation method to obtain point sets that approximate CUD sequences by using short-period linear congruential and Tausworthe generators (i.e., linear feedback shift register generators over the two-element field $\mathbb{F}_2 := \{0, 1\}$) that run for the entire period. Moreover, Chen et al. [4] implemented short-period Tausworthe generators in terms of the equidistribution property, which is a coarse measure of uniformity in the area of pseudorandom number generation [19].

In the previous study, Harase [12] implemented short-period Tausworthe generators over \mathbb{F}_2 that approximate CUD sequences in terms of the t -value, which is a central measure in the theory of (t, m, s) -nets and (t, s) -sequences. The key technique was to use a polynomial analogue of Fibonacci numbers and their continued fraction expansion, which was originally proposed by Tezuka and Fushimi [31]. More precisely, we can view Tausworthe generators as a polynomial analogue of Korobov lattice rules with a denominator polynomial $p(x) \in \mathbb{F}_2[x]$ and a numerator polynomial $q(x) \in \mathbb{F}_2[x]$ (cf. [20, 21]), and hence, the t -value is zero (i.e., optimal) for dimension $s = 2$ if and only if the partial quotients in the continued fraction of $q(x)/p(x)$ are all of degree one [27, 31]. By enumerating such pairs of polynomials $(p(x), q(x))$ efficiently, Harase [12] conducted an exhaustive search of Tausworthe generators over \mathbb{F}_2 with t -values zero for $s = 2$ and small (but not zero) for $s \geq 3$, and demonstrated the effectiveness in numerical examples using Gibbs sampling.

From the theoretical and practical perspective, the most interesting case is the t -value zero. However, Kajiura et al. [16] proved that there exists no maximal-period Tausworthe generator over \mathbb{F}_2 with t -value zero for $s = 3$. In fact, in finite fields \mathbb{F}_b of prime power order $b \geq 3$, we can find maximal-period Tausworthe generators with t -value zero for $s = 3$, for some combinations of b and m .

In this paper, our aim is to conduct an exhaustive search of maximal-period Tausworthe generators over \mathbb{F}_b with t -values zero for dimension $s = 3$, in addition to $s = 2$, especially in the case where $b = 3, 4$, and 5 . For this purpose, we generalize the search algorithms of Tezuka and Fushimi [31] and Harase [12] over \mathbb{F}_2 to those over \mathbb{F}_b . We provide a parameter table of Tausworthe generators over \mathbb{F}_4 with t -values zero for $s = 3$ and small for $s \geq 4$ to implement the Markov chain QMC algorithm. Accordingly, we report a comparison between our new Tausworthe generators over \mathbb{F}_4 and existing generators [4, 12] over \mathbb{F}_2 in numerical examples using Markov chain QMC.

The rest of this paper is organized as follows: In Section 2, we recall the definitions of CUD sequences, Tausworthe generators, and the t -value, and recall a connection between the t -value and continued fraction expansion. In Section 3, we discuss our main results: In Section 3.1, we investigate the number of polynomials $q(x)$ for which the partial quotients of the continued fraction expansion of $q(x)/p(x)$ all have degree one for a given irreducible polynomial $p(x)$ over \mathbb{F}_b . In Section 3.2, we describe a search algorithm of Tausworthe generators over \mathbb{F}_b . In Section 3.3, we conduct an exhaustive search in the case where $b = 3, 4$, and 5 , and provide tables. In Section 4, we present numerical examples, such as Gibbs sampling and a simulation of a queuing system, in which both Tausworthe generators over \mathbb{F}_2 and \mathbb{F}_4 optimized in terms of the t -value perform better than Tausworthe generators [4] optimized in terms of the equidistribution property. In Section 5, we conclude this paper.

2. PRELIMINARIES

We refer the reader to [7, 12, 19, 20, 27] for general information.

2.1. Discrepancy and completely uniformly distributed sequences. Let $P_s = \{\mathbf{u}_0, \mathbf{u}_1, \dots, \mathbf{u}_{N-1}\} \subset [0, 1]^s$ be an s -dimensional point set of N elements in the sense of a *multiset*. Let us recall the definition of discrepancy $D_N^{*s}(P_s)$ as a measure of uniformity.

Definition 2.1 (Discrepancy). For a point set $P_s = \{\mathbf{u}_0, \mathbf{u}_1, \dots, \mathbf{u}_{N-1}\} \subset [0, 1]^s$, the (*star*) *discrepancy* is defined as

$$D_N^{*s}(P_s) := \sup_J \left| \frac{\nu(J; P_s)}{N} - \text{vol}(J) \right|,$$

where the supremum is taken over all intervals J of the form $\prod_{j=1}^s [0, t_j)$ for $0 < t_j \leq 1$, $\nu(J; P_s)$ denotes the number of i with $0 \leq i \leq N-1$ for which $\mathbf{u}_i \in J$, and $\text{vol}(J) := \prod_{j=1}^s t_j$ denotes the volume of J .

We define the CUD property for a one-dimensional sequence $\{u_i\}_{i=0}^\infty$ in $[0, 1)$.

Definition 2.2 (CUD sequences). A one-dimensional infinite sequence $u_0, u_1, u_2, \dots \in [0, 1)$ is said to be *completely uniformly distributed* (CUD) if overlapping s -blocks satisfy

$$\lim_{N \rightarrow \infty} D_N^{*s}((u_0, \dots, u_{s-1}), (u_1, \dots, u_s), \dots, (u_{N-1}, \dots, u_{N+s-2})) = 0$$

for every dimension $s \geq 1$; in short, the sequence of s -blocks (u_i, \dots, u_{i+s-1}) , $i = 0, 1, \dots$, is uniformly distributed in $[0, 1)^s$ for every dimension $s \geq 1$.

In the study of Markov chain QMC, it is desirable that D_N^{*s} converges to zero as fast as possible if $N \rightarrow \infty$ (cf. [8, 9]). As a necessary and sufficient condition of Definition 2.2, Chentsov [5] proved the following theorem:

Theorem 2.3 ([5]). *A one-dimensional infinite sequence $u_0, u_1, u_2, \dots \in [0, 1)$ is CUD if and only if non-overlapping s -blocks satisfy*

$$(2.1) \quad \lim_{N \rightarrow \infty} D_N^{*s}((u_0, \dots, u_{s-1}), (u_s, \dots, u_{2s-1}), \dots, (u_{(N-1)s}, \dots, u_{Ns-1})) = 0$$

for every dimension $s \geq 1$.

We thus use a sequence $\{u_i\}_{i=0}^\infty$ in $[0, 1)$ for Markov chain QMC in this order.

2.2. Tausworthe generators over \mathbb{F}_b . Let \mathbb{F}_b be a finite field with b elements, where b is a prime power, and perform addition and multiplication over \mathbb{F}_b . Tausworthe generators [17, 18, 19, 30] were originally defined over \mathbb{F}_2 , so we generalize them to those over \mathbb{F}_b .

Definition 2.4 (Tausworthe generators over \mathbb{F}_b). Let $p(x) := x^m - c_1x^{m-1} - \dots - c_{m-1}x - c_m \in \mathbb{F}_b[x]$. We consider the linear recurrence

$$(2.2) \quad a_i := c_1a_{i-1} + \dots + c_ma_{i-m} \in \mathbb{F}_b,$$

whose *characteristic polynomial* is $p(x)$. Let σ be a *step size* and w a *digit number*. We define the output $u_i \in [0, 1)$ at step i as

$$(2.3) \quad u_i := \sum_{j=0}^{w-1} \eta(a_{i\sigma+j})b^{-j-1} \in [0, 1), \quad i = 0, 1, 2, \dots,$$

where $\eta : \mathbb{F}_b \rightarrow \mathbb{Z}_b := \{0, 1, \dots, b-1\}$ is a bijection with $\eta(0) = 0$. If $p(x)$ is primitive, $(a_0, \dots, a_{m-1}) \neq (0, \dots, 0)$, $0 < \sigma < b^m - 1$, and $\gcd(\sigma, b^m - 1) = 1$, then the sequences (2.2) and (2.3) are both purely periodic with maximal period $b^m - 1$. We assume the maximal periodicity. We call a generator in such a class a *Tausworthe generator over \mathbb{F}_b* (or a *linear feedback shift register generator over \mathbb{F}_b*).

Similar to the case of \mathbb{F}_2 , Tausworthe generators over \mathbb{F}_b can be viewed as a polynomial analogue of *linear congruential generators* (LCGs):

$$\begin{aligned} X_i(x) &:= q(x)X_{i-1}(x) \pmod{p(x)}, \\ X_i(x)/p(x) &= a_{i\sigma}x^{-1} + a_{i\sigma+1}x^{-2} + a_{i\sigma+2}x^{-3} + \dots \in \mathbb{F}_b((x^{-1})), \end{aligned}$$

where $X_i(x) \in \mathbb{F}_b[x]$, $i = 0, 1, 2, \dots$, is a sequence of polynomials, $p(x), q(x) \in \mathbb{F}_b[x]$ represent a *modulus* and *multiplier*, respectively, and the step size σ satisfies $q(x) = x^\sigma \pmod{p(x)}$ and $0 < \sigma < b^m - 1$. Then, the output u_i in (2.3) is expressed as $u_i = \nu_w(X_i(x)/p(x))$, where a map $\nu_w : \mathbb{F}_b((x^{-1})) \rightarrow [0, 1)$ is given by $\sum_{j=j_0}^{\infty} k_j x^{-j-1} \mapsto \sum_{j=\max\{0, j_0\}}^{w-1} \eta(k_j) b^{-j-1}$, which transforms a formal power series in $\mathbb{F}_b((x^{-1}))$ into a b -adic expansion with w digits in $[0, 1)$.

Moreover, similar to LCGs, Tausworthe generators have a lattice structure. Let $N := b^m$. We consider a sequence

$$(2.4) \quad u_0, u_1, \dots, u_{N-2}, u_{N-1} = u_0, u_1, \dots \in [0, 1)$$

generated by a Tausworthe generator (2.3) with period length $N - 1$. We set s -dimensional overlapping points $\mathbf{u}_i = (u_i, \dots, u_{i+s-1})$ for $i = 0, 1, \dots, N - 2$, that is, $\mathbf{u}_0 = (u_0, \dots, u_{s-1})$, $\mathbf{u}_1 = (u_1, \dots, u_s)$, \dots , $\mathbf{u}_{N-2} = (u_{N-2}, u_0, \dots, u_{s-2})$. We construct a QMC point set

$$(2.5) \quad P_s = \{\mathbf{0}\} \cup \{\mathbf{u}_i\}_{i=0}^{N-2} \subset [0, 1)^s,$$

adding the origin $\{\mathbf{0}\}$. Note that the cardinality is $\#P_s = b^m$. Then, a point set P_s in (2.5) can be viewed as a polynomial analogue of *Korobov lattice rules*:

$$(2.6) \quad P_s = \left\{ \nu_w \left(\frac{h(x)}{p(x)} (1, q(x), q(x)^2, \dots, q(x)^{s-1}) \right) \mid \deg(h(x)) < m \right\},$$

where the map ν_w is applied component-wise and $m = \deg(p(x))$; see [20, 21] for details.

A pair of polynomials $(p(x), q(x))$ is a parameter set of Tausworthe generators. Thus, in accordance with Definition 2.2, we would like to find a pair of polynomials $(p(x), q(x))$ with small discrepancy $D_N^{*s}(P_s)$ for each $s \geq 1$.

2.3. t -value and continued fraction expansion. A point set P_s in (2.5) and (2.6) generated by a Tausworthe generator (2.3) is a *digital net*. Hence, we can compute the t -value, which is closely related to $D_N^{*s}(P_s)$ for $N = b^m$.

Definition 2.5 ((t, m, s) -nets). Let $s \geq 1$ and $0 \leq t \leq m$ denote integers. A point set P_s of b^m points in $[0, 1)^s$ is said to be a (t, m, s) -net in base b if every interval of the form $E = \prod_{j=1}^s [r_j/b^{d_j}, (r_j + 1)/b^{d_j})$ in $[0, 1)^s$ with integers $d_j \geq 0$ and $0 \leq r_j < b^{d_j}$ and of volume b^{t-m} contains exactly b^t points from P_s .

For a given dimension s , the smallest value t for which P_s is a (t, m, s) -net is said to be the t -value. For a (t, m, s) -net P_s in base b , we have an upper bound $D_N^{*s}(P_s) \leq C_{b,s} b^t (\log N)^{s-1} / N$, where the constant $C_{b,s} > 0$ only depends on s and b ; hence a small t -value is desirable. Therefore, we adopt the t -value as a measure

of uniformity instead of the direct calculation of $D_N^{*s}(P_s)$ to obtain *low-discrepancy* point sets.

Furthermore, in the case $s = 2$, there is a connection between the t -value of a polynomial Korobov lattice rule (2.6) and the continued fraction expansion of $q(x)/p(x)$. Let $q(x)/p(x)$ be a rational function over \mathbb{F}_b with $\gcd(p(x), q(x)) = 1$ and $\deg(p(x)) \geq 1$. Then, $q(x)/p(x)$ has a unique regular continued fraction expansion

$$\begin{aligned} q(x)/p(x) &= A_{v+1} + 1/(A_v(x) + 1/(A_{v-1}(x) + \cdots + 1/A_1(x))) \\ &= [A_{v+1}(x); A_v(x), A_{v-1}(x), \dots, A_1(x)] \end{aligned}$$

with a polynomial part $A_{v+1}(x) \in \mathbb{F}_b[x]$ and partial quotients $A_k(x) \in \mathbb{F}_b[x]$ satisfying $\deg(A_k(x)) \geq 1$ for $1 \leq k \leq v$. Under this condition, we put $K(q/p) := \max_{1 \leq k \leq v} \deg(A_k(x))$. We have the following theorem:

Theorem 2.6 ([27, 31]). *Let $p(x) \in \mathbb{F}_b[x]$ with $m = \deg(p(x))$. Let $q(x) \in \mathbb{F}_b[x]$ with $\deg(q(x)) < m$. Suppose that $\gcd(p(x), q(x)) = 1$. Then, the two-dimensional point set*

$$(2.7) \quad P_2 = \left\{ \nu_w \left(\frac{h(x)}{p(x)}(1, q(x)) \right) \mid \deg(h(x)) < m \right\}$$

is a $(t, m, 2)$ -net in base b with $t = K(q/p) - 1$, which is exactly the t -value. In particular, P_2 has the t -value zero if and only if $K(q/p) = 1$, so $\deg(A_k) = 1$ for all $1 \leq k \leq v$ and $v = m$.

Using the continued fraction expansion based on the above theorem, Tezuka and Fushimi [31] proposed an algorithm to search for Tausworthe generators over \mathbb{F}_2 having pairs of polynomials $(p(x), q(x))$ with t -value zero for $s = 2$ and small for $s \geq 3$. Harase [12] recently indicated that their technique is applicable to QMC points that approximate CUD sequences and conducted an exhaustive search over \mathbb{F}_2 removing some conditions.

3. MAIN RESULTS

In the theory of (t, m, s) -nets and (t, s) -sequences, the most interesting case is the t -value zero. Kajiuura et al. [16] proved that there exists no maximal-period Tausworthe generator over \mathbb{F}_2 with t -value zero for dimension $s = 3$. Thus, we conduct a search of Tausworthe generators over \mathbb{F}_b with t -value zero for $s = 3$, especially in the case where $b = 3, 4$, and 5 .

3.1. Orthogonal multiplicity. To obtain a pair of polynomials $(p(x), q(x))$ with t -values zero for $s = 3$, it is necessary to satisfy at least $K(q/p) = 1$ in Theorem 2.6. Thus, we first investigate how many polynomials $q(x)$ satisfying $K(q/p) = 1$ exist for each irreducible polynomial $p(x) \in \mathbb{F}_b[x]$. For a given irreducible $p(x)$, we define the number

$$M(p) := \# \{q(x) \in \mathbb{F}_b[x] \mid \deg(q(x)) < \deg(p(x)) \text{ and } K(q/p) = 1\}.$$

The number $M(p)$ is called the *orthogonal multiplicity* of $p(x)$ in [1]. Specializing the proof for the case \mathbb{F}_2 , Mesirov and Sweet [25] proved that every irreducible polynomial $p(x) \in \mathbb{F}_2[x]$ has exactly $M(p) = 2$ for $\deg(p(x)) \geq 2$. This result asserts the existence of P_2 with t -value zero for every irreducible polynomial $p(x) \in \mathbb{F}_2[x]$ in Theorem 2.6.

In fact, in the case \mathbb{F}_b for $b \geq 3$, Blackburn [1] indicated that the situation is different far from the case \mathbb{F}_2 . More precisely, the orthogonal multiplicities $M(p)$

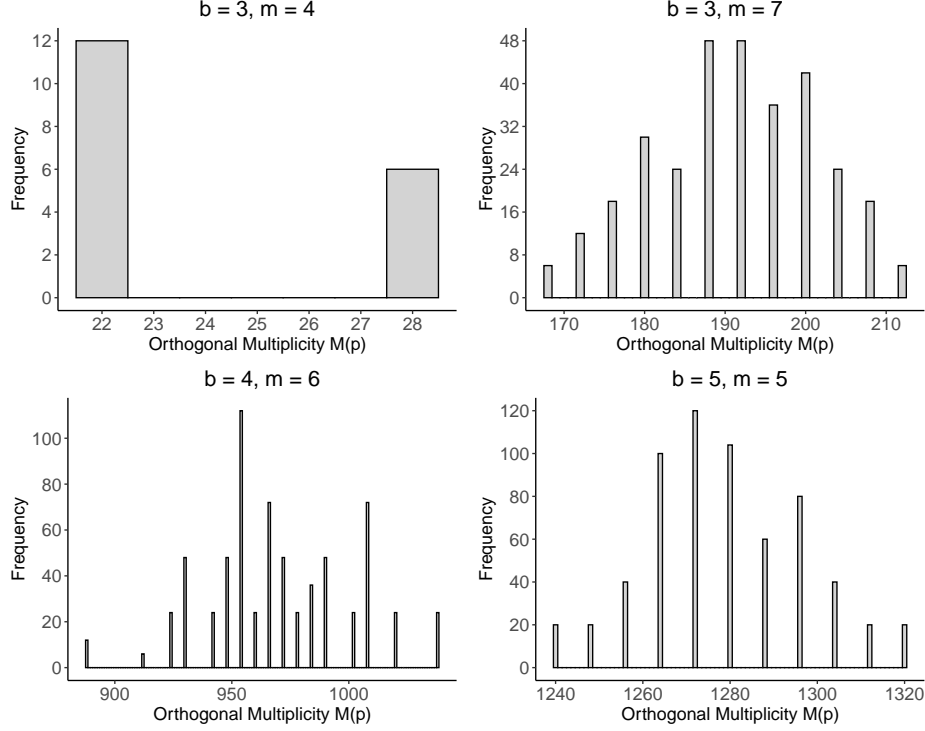


FIGURE 1. Distribution of orthogonal multiplicities $M(p)$ for all monic irreducible polynomials $p(x) \in \mathbb{F}_b[x]$ with $\deg(p) = m$.

are not always the same number but are often much greater than two. Figure 1 shows some histograms of orthogonal multiplicities $M(p)$ for all monic irreducible polynomials $p(x) \in \mathbb{F}_b[x]$ with $\deg(p(x)) = m$. No clear regularity as in \mathbb{F}_2 has been observed. Additionally, for arbitrary \mathbb{F}_b with $b \geq 3$, it is not even known whether there exist irreducible polynomials $p(x) \in \mathbb{F}_b[x]$ with $M(p) = 0$ in general (see Remark 3.2). Thus, using computer calculations, we checked the existence of $M(p) > 0$ as follows:

Theorem 3.1. *Let \mathbb{F}_b be a finite field with b elements. Every monic irreducible polynomial $p(x) \in \mathbb{F}_b$ with $\deg(p(x)) = m$ has $M(p) > 0$, at least under the following conditions:*

- $1 \leq m \leq 15$ for $b = 3$;
- $1 \leq m \leq 12$ for $b = 4$;
- $1 \leq m \leq 10$ for $b = 5$.

Remark 3.2. Let $p(x) \in \mathbb{F}_b[x]$ be an irreducible polynomial over \mathbb{F}_b . Assume that $0 < \deg(p(x)) < b$, that is, $\deg(p(x))$ is less than the order b of \mathbb{F}_b . Under this condition, Friesen [11, Theorem 2] proved that every irreducible $p(x) \in \mathbb{F}_b[x]$ has $M(p) > 0$, that is, every irreducible $p(x)$ has $M(p) > 0$ provided the order b of \mathbb{F}_b is sufficiently large. This result is an improvement of that in the study by Blackburn [1, Theorem 2]. However, the assumption $\deg(p(x)) < b$ is significantly restrictive compared with the numerical results, and there has been no progress on the study of

orthogonal multiplicities $M(p)$ since Friesen’s study. Thus, we numerically checked the existence of $M(p) > 0$ only in the range required for our study.

3.2. A search algorithm using Fibonacci polynomials over \mathbb{F}_b . Tausworthe generators associated with $(p(x), q(x))$ attain the t -value zero for $s = 3$ only if $K(q/p) = 1$ in Theorem 2.6. Our strategy is to choose $(p(x), q(x))$ with t -value zero for $s = 3$ among pairs satisfying $K(q/p) = 1$. Thus, we generalize the search algorithms of Tezuka and Fushimi [31] and Harase [12] over \mathbb{F}_2 to those over arbitrary finite fields \mathbb{F}_b .

Recall that Fibonacci numbers $F_k, k = 0, 1, 2, \dots$, are defined by the recurrence $F_k = F_{k-1} + F_{k-2}$, where we choose the starting values $F_{-1} = 0, F_0 = 1$. Then, the continued fraction expansion of the ratio of two successive Fibonacci numbers F_{n-1}/F_n is given by $F_{n-1}/F_n = [0; 1, 1, \dots, 1]$ with partial quotients that are all one. As a polynomial analogue, we consider a sequence of polynomials $F_k(x), k = 1, 2, \dots$, defined as

$$(3.1) \quad F_k(x) = A_k(x)F_{k-1}(x) + F_{k-2}(x)$$

$$(3.2) \quad F_{-1}(x) = 0, F_0(x) = 1$$

$$(3.3) \quad A_k(x) = \beta x + \gamma,$$

where $\beta \in \mathbb{F}_b^*$ and $\gamma \in \mathbb{F}_b$ so that $\deg(A_k) = 1$. Similarly, we have the continued fraction expansion $F_{k-1}(x)/F_k(x) = [0; A_k(x), A_{k-1}(x), \dots, A_1]$, so $K(F_{k-1}/F_k) = 1$ holds. The polynomials $F_k(x), k = 0, 1, 2, \dots$, are called *Fibonacci polynomials* over \mathbb{F}_b (cf. [14]). Figure 2 shows an example of the initial part of a tree of Fibonacci polynomials over \mathbb{F}_3 . Note that there exist $\{(b-1)b\}^m$ different pairs $(F_m(x), F_{m-1}(x))$ of Fibonacci polynomials over \mathbb{F}_b . Among pairs $(F_m(x), F_{m-1}(x))$, we choose a suitable pair of $(p(x), q(x))$ with t -values zero for $s = 3$ and small for $s \geq 4$ satisfying Definition 2.4.

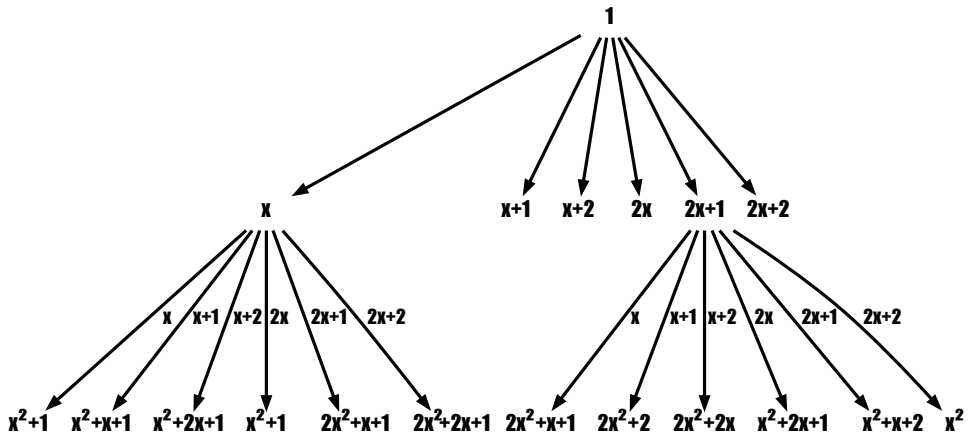


FIGURE 2. Initial part of the tree of Fibonacci polynomials over \mathbb{F}_3 .

We now generalize the algorithms [12, 31] over \mathbb{F}_2 to those over \mathbb{F}_b . Let $\text{lc}(F_m(x))$ denote the leading coefficient of $F_m(x)$ and s_{\max} denote a given maximum dimensionality. Our algorithm proceeds as follows:

Algorithm 1 Search algorithm

-
- 1: Generate all the pairs $((F_m(x), F_{m-1}(x)))$ using the recurrence relation of Fibonacci polynomials (3.1)–(3.3).
 - 2: Set $F_m(x) \leftarrow F_m(x)/\text{lc}(F_m(x))$ and $F_{m-1}(x) \leftarrow F_{m-1}(x)/\text{lc}(F_m(x))$.
 - 3: Check the primitivity of $F_m(x)$.
 - 4: Find σ such that $x^\sigma = F_{m-1}(x) \pmod{F_m(x)}$ and $0 < \sigma < b^m - 1$. Check $\text{gcd}(\sigma, b^m - 1) = 1$.
 - 5: Choose pairs $(F_m(x), F_{m-1}(x))$ whose t -value is zero for $s = 3$.
 - 6: Compute the t -value $t^{(s)}$ for each dimension $s = 4, 5, \dots, s_{\max}$. For each $(F_m(x), F_{m-1}(x))$, construct a vector $(t^{(4)}, t^{(5)}, \dots, t^{(s_{\max})})$ of the t -values.
 - 7: Sort pairs $(F_m(x), F_{m-1}(x))$ in ascending order based on $(t^{(4)}, t^{(5)}, \dots, t^{(s_{\max})})$ starting from dimension 4.
 - 8: Choose one of the best (or smallest) pairs $(F_m(x), F_{m-1}(x))$ in Step 7.
 - 9: Set $(p(x), q(x)) \leftarrow (F_m(x), F_{m-1}(x))$.
-

Before we begin our algorithm, we create a lookup table of primitive polynomials over \mathbb{F}_b in advance to avoid repeated computation in Step 3. In Step 2, $F_m(x)$ generated by (3.1) is not always monic over arbitrary finite fields \mathbb{F}_b except for \mathbb{F}_2 , so it is necessary to divide $F_m(x)$ and $F_{m-1}(x)$ by the leading coefficient $\text{lc}(F_m(x))$. In Steps 5 and 6, we compute the t -values using Gaussian elimination [29]. For some combinations of b and m , $(F_m(x), F_{m-1}(x))$ might not exist with t -value zero for $s = 3$ in Step 5. In this case, we skip Steps 6–9 and terminate the algorithm.

3.3. Specific parameters. We conduct an exhaustive search of short-period Tausworthe generators over \mathbb{F}_3 , \mathbb{F}_4 , and \mathbb{F}_5 using Algorithm 1. We set $s_{\max} = 20$. If b is a prime number (i.e. $b = 3$ or 5), we identify \mathbb{F}_b with \mathbb{Z}_b and set a bijection $\eta : \mathbb{F}_b \rightarrow \mathbb{Z}_b$ as the identity map. If $b = 4$, we set $\mathbb{F}_4 = \{0, 1, \alpha, \alpha^2\}$ with $\alpha^2 = \alpha + 1$ and $\alpha^3 = 1$ and set a bijection $\eta : \mathbb{F}_4 \rightarrow \mathbb{Z}_4$ consisting of

$$0 \mapsto 0, 1 \mapsto 1, \alpha \mapsto 2, \alpha^2 = \alpha + 1 \mapsto 3.$$

Table 1 summarizes the number of maximal-period Tausworthe generators with t -value zero for dimension $s = 3$. We observe that a very few pairs of polynomials $(p(x), q(x))$ exist over \mathbb{F}_3 ; however, many pairs exist over \mathbb{F}_4 and \mathbb{F}_5 , at least within the range described in the table. From the viewpoint of applications, we tabulate specific parameters of pairs of polynomials $(p(x), q(x))$ over \mathbb{F}_4 and step sizes σ for $2 \leq m \leq 11$ in Table 2. In Table 2, each first and second row shows the coefficients of $p(x)$ and $q(x)$ respectively; for example, $\alpha^2 \ 1 \ 1$ means $\alpha^2 + x + x^2$. Table 3 shows the t -values in the range of $1 \leq s \leq 20$. Throughout our search, we find several parameters with the same t -values, so we choose one from them. The sample code is available at <https://github.com/sharase/cud-f4>.

Remark 3.3. We introduce a fast method to generate the output values (2.3) from Tausworthe generators over \mathbb{F}_4 . Assume that $m \leq w$. Let $\tilde{\mathbf{x}}_i = (a_{i\sigma}, a_{i\sigma+1}, \dots, a_{i\sigma+m-1}, a_{i\sigma+m}, \dots, a_{i\sigma+w-1})^\top \in \mathbb{F}_4^w$ denote a state vector at step i . We can define a state-space representation $\tilde{\mathbf{x}}_{i+1} = \tilde{\mathbf{B}}\tilde{\mathbf{x}}_i$, where

$$\tilde{\mathbf{B}} = (\tilde{\mathbf{b}}_0 \quad \tilde{\mathbf{b}}_1 \quad \cdots \quad \tilde{\mathbf{b}}_{m-1} \quad \mathbf{0} \quad \cdots \quad \mathbf{0})$$

is a $w \times w$ state transition matrix that consists of m column vectors $\tilde{\mathbf{b}}_0, \tilde{\mathbf{b}}_1, \dots, \tilde{\mathbf{b}}_{m-1} \in \mathbb{F}_4^w$ and $w - m$ zero column vectors $\mathbf{0} \in \mathbb{F}_4^w$. We now decompose $a_i \in \mathbb{F}_4$,

TABLE 1. Number of pairs of polynomials $(p(x), q(x))$ that attain maximal-period Tausworthe generators with t -value zero for dimension $s = 3$.

m	2	3	4	5	6	7	8	9	10	11	12	13
Num.	8	6	0	0	8	6	0	0	0	0	0	0

m	2	3	4	5	6	7	8	9	10	11
Num.	32	72	128	1296	2016	7648	4640	5328	4176	4560

m	2	3	4	5	6	7	8
Num.	32	480	1056	16800	38720	514640	706496

TABLE 2. Specific parameters of pairs of polynomials $(p(x), q(x))$ over \mathbb{F}_4 and step sizes σ .

$m = 2$	$\alpha^2 \ 1 \ 1$ $\alpha \ 1 \ (\sigma = 8)$
$m = 3$	$\alpha^2 \ \alpha^2 \ \alpha^2 \ 1$ $1 \ \alpha \ \alpha^2 \ (\sigma = 47)$
$m = 4$	$\alpha^2 \ \alpha^2 \ \alpha^2 \ 0 \ 1$ $\alpha^2 \ 1 \ 1 \ \alpha^2 \ (\sigma = 131)$
$m = 5$	$\alpha^2 \ \alpha^2 \ \alpha \ 1 \ 0 \ 1$ $\alpha \ \alpha^2 \ \alpha^2 \ \alpha^2 \ \alpha^2 \ (\sigma = 724)$
$m = 6$	$\alpha^2 \ 1 \ 0 \ 1 \ 1 \ 0 \ 1$ $1 \ 1 \ \alpha^2 \ \alpha^2 \ 1 \ \alpha \ (\sigma = 2267)$
$m = 7$	$\alpha \ \alpha^2 \ 0 \ \alpha \ \alpha^2 \ \alpha \ \alpha \ 1$ $0 \ 0 \ \alpha^2 \ \alpha^2 \ \alpha \ \alpha^2 \ 1 \ (\sigma = 1633)$
$m = 8$	$\alpha \ \alpha^2 \ 1 \ 1 \ 0 \ \alpha \ 0 \ 0 \ 1$ $1 \ 1 \ 1 \ 1 \ 0 \ 0 \ \alpha \ \alpha^2 \ (\sigma = 16423)$
$m = 9$	$\alpha^2 \ \alpha^2 \ \alpha \ 0 \ 1 \ \alpha \ \alpha \ 1 \ 0 \ 1$ $\alpha \ 1 \ 1 \ \alpha^2 \ \alpha^2 \ \alpha^2 \ \alpha \ 0 \ 1 \ (\sigma = 36887)$
$m = 10$	$\alpha \ \alpha^2 \ \alpha \ 0 \ 1 \ \alpha^2 \ 0 \ 0 \ \alpha^2 \ 0 \ 1$ $\alpha^2 \ 0 \ 0 \ \alpha \ 1 \ 0 \ 1 \ 1 \ 1 \ 1 \ (\sigma = 1030108)$
$m = 11$	$\alpha^2 \ \alpha \ 1 \ \alpha^2 \ \alpha \ \alpha^2 \ 1 \ \alpha^2 \ \alpha^2 \ 1 \ \alpha \ 1$ $\alpha^2 \ \alpha \ \alpha^2 \ \alpha \ \alpha \ \alpha^2 \ 1 \ \alpha^2 \ 1 \ 1 \ \alpha \ (\sigma = 3144209)$

$i = 0, 1, \dots$, into $a_i = \bar{a}_i\alpha + \underline{a}_i$ with $\bar{a}_i, \underline{a}_i \in \mathbb{F}_2$. Then, we can write $\mathbf{x}_{i+1} = \bar{a}_{i\sigma}(\alpha\tilde{\mathbf{b}}_0) + \underline{a}_{i\sigma}\tilde{\mathbf{b}}_0 + \bar{a}_{i\sigma+1}(\alpha\tilde{\mathbf{b}}_1) + \underline{a}_{i\sigma+1}\tilde{\mathbf{b}}_1 + \dots + \bar{a}_{i\sigma+m-1}(\alpha\tilde{\mathbf{b}}_{m-1}) + \underline{a}_{i\sigma+m-1}\tilde{\mathbf{b}}_{m-1}$, that is, a linear combination of $2m$ column vectors $\alpha\tilde{\mathbf{b}}_j, \tilde{\mathbf{b}}_j \in \mathbb{F}_4^w, j = 0, 1, \dots, m-1$, with coefficients in \mathbb{F}_2 . From this, we can calculate $\tilde{\mathbf{x}}_i$ by only adding vectors $\alpha\tilde{\mathbf{b}}_j$ if $\bar{a}_{i\sigma+j} = 1$ and $\tilde{\mathbf{b}}_j$ if $\underline{a}_{i\sigma+j} = 1$ for each j . Moreover, the elements $0, 1, \alpha, \alpha + 1 \in \mathbb{F}_4$ can be represented as column vectors $(0 \ 0)^\top, (0 \ 1)^\top, (1 \ 0)^\top, (1 \ 1)^\top \in \mathbb{F}_2^2$, respectively, and hence, $\alpha\tilde{\mathbf{b}}_j, \tilde{\mathbf{b}}_j, \tilde{\mathbf{x}}_{i+1} \in \mathbb{F}_4^w$ can be viewed as column vectors in

TABLE 3. The t -values for good Tausworthe generators over \mathbb{F}_4 .

$m \setminus s$	1	2	3	4	5	6	7	8	9	10	11	12	13	14	15	16	17	18	19	20
2	0	0	0	0	0	1	1	1	1	1	1	1	1	1	1	1	1	1	1	1
3	0	0	0	1	1	1	1	1	1	1	1	1	1	1	1	1	1	1	1	1
4	0	0	0	1	1	1	1	2	2	2	2	2	2	2	2	2	2	2	2	2
5	0	0	0	1	1	2	2	2	2	2	2	2	2	2	2	2	2	2	2	2
6	0	0	0	1	2	2	2	2	3	3	3	3	3	3	3	3	3	3	3	3
7	0	0	0	1	2	2	2	3	3	3	3	3	3	4	4	4	4	4	4	4
8	0	0	0	1	2	4	4	4	4	4	4	4	4	4	4	4	4	4	4	4
9	0	0	0	1	3	3	3	3	3	4	4	4	4	4	4	5	5	5	5	5
10	0	0	0	2	2	3	3	3	4	4	4	5	5	6	6	6	6	6	6	6
11	0	0	0	2	3	3	3	4	5	5	5	5	5	5	5	5	5	6	6	6

\mathbb{F}_2^{2w} . Using this property, we can generate $\{u_i\}_{i=0}^\infty$ in (2.3) with reasonable speed, as if we performed additions over \mathbb{F}_2 .

Remark 3.4. Kajiura et al. [16] proved that there exists no Tausworthe generator over \mathbb{F}_2 with both maximal periodicity and t -value zero for $s = 3$ if $m \geq 3$. More precisely, they proved that \mathbb{F}_2 -linear generators, which are a general class of linear pseudorandom number generators over \mathbb{F}_2 including Tausworthe generators (cf. [19, 20]), have the t -value zero for $s = 3$ only if the period length is exactly three. Their proof was specialized for the case \mathbb{F}_2 ; for example, they used the property $\mathcal{L}_m \cap \mathcal{U}_m = \{\mathbf{I}\}$ in [16, Proof of Theorem 1], where \mathcal{L}_m and \mathcal{U}_m denote a set of non-singular $m \times m$ lower-triangular and upper-triangular matrices, respectively. This is false in the fields \mathbb{F}_b except for \mathbb{F}_2 . Indeed, Harase [12] obtained Tausworthe generators over \mathbb{F}_2 with t -value two or three for $s = 3$, but they were not optimal with respect to the t -value. Thus, we conducted a search over \mathbb{F}_b , whose restrictions are looser than those over \mathbb{F}_2 .

4. NUMERICAL EXAMPLES

We provide numerical examples to confirm the performance of Markov chain QMC. In our examples, we estimate the expectation $E_\pi[f(\mathbf{X})]$ and compare the following driving sequences:

- (a) New: our new Tausworthe generators over \mathbb{F}_4 ;
- (b) Harase: Tausworthe generators over \mathbb{F}_2 developed by Harase [12];
- (c) Chen: Tausworthe generators over \mathbb{F}_2 developed by Chen et al. [4]; and
- (d) IID: Mersenne Twister [24].

We briefly explain how to use Tausworthe generators over \mathbb{F}_b . Recall that $N = b^m$ and the period length is $N - 1$. For the output values (2.3) generated by Tausworthe generators, if $\gcd(s, N - 1) = 1$, we simply define s -dimensional non-overlapping points starting from the origin:

$$(4.1) \quad (0, \dots, 0), (u_0, \dots, u_{s-1}), (u_s, \dots, u_{2s-1}), \dots, (u_{(N-2)s}, \dots, u_{(N-1)s-1}).$$

If $\gcd(s, N - 1) = d > 1$, instead of (4.1), we generate d distinct short loops of s -dimensional points, that is,

$$(4.2) \quad (u_j, \dots, u_{j+s-1}), (u_{j+s}, \dots, u_{j+2s-1}), \dots, (u_{j+(((N-1)/d)-1)s}, \dots, u_{j+((N-1)/d)s-1}),$$

for $j = 0, \dots, d-1$, and concatenate them starting from the origin $(0, \dots, 0)$ in this order. For these points, we apply b -adic digital shifts, that is, we add (z_1, \dots, z_s) to

each s -dimensional point using the digit-wise addition \oplus_b (see Remark 4.1), where z_1, \dots, z_s are IID samples from $U(0, 1)$. We use the resulting points as input for Markov chain QMC; see Remark 4.2 and [2, 28, 32, 33] for more details. We set $w = 32$ over \mathbb{F}_2 and $w = 16$ over \mathbb{F}_4 as a digit number in Definition 2.4.

Remark 4.1. We recall the definition of *digital shifts*. For $x = \sum_{j=0}^{\infty} \xi_j b^{-j-1} \in [0, 1)$ and $z = \sum_{j=0}^{\infty} \zeta_j b^{-j-1} \in (0, 1)$ with $\xi_j, \zeta_j \in \mathbb{Z}_b$, we define the b -adic *digitally shifted point* $\tilde{x} \in (0, 1)$ as $\tilde{x} = x \oplus_b z := \sum_{j=0}^{\infty} \psi_j b^{-j-1}$, where $\psi_j := \eta(\eta^{-1}(\xi_j) + \eta^{-1}(\zeta_j))$ with $\psi_j \neq b - 1$ for infinitely many j and ‘+’ represents the addition in \mathbb{F}_b . For higher dimensions $s > 1$, let $\mathbf{z} = (z_1, \dots, z_s) \in (0, 1)^s$. For $\mathbf{x} = (x_1, \dots, x_s)$, we similarly define the b -adic *digitally shifted point* $\tilde{\mathbf{x}} \in (0, 1)^s$ as $\tilde{\mathbf{x}} = \mathbf{x} \oplus_b \mathbf{z} := (x_1 \oplus_b z_1, \dots, x_s \oplus_b z_s)$.

4.1. Gaussian Gibbs sampling. Our first example is a systematic Gibbs sampling scheme to generate the s -dimensional multivariate Gaussian (normal) distribution $\mathbf{X} = (X_1 \cdots X_s)^\top \sim \mathcal{N}(\boldsymbol{\mu}, \boldsymbol{\Sigma})$ for a mean vector $\boldsymbol{\mu} = (\mu_1 \cdots \mu_s)^\top$ and covariance matrix $\boldsymbol{\Sigma} = (\sigma_{ij})$. This can be implemented as

$$(4.3) \quad X_k \mid \mathbf{X}_{-k} \sim \mathcal{N}(\boldsymbol{\mu}_k + \boldsymbol{\Sigma}_{k,-k} \boldsymbol{\Sigma}_{-k,-k}^{-1} (\mathbf{X}_{-k} - \boldsymbol{\mu}_{-k}), \boldsymbol{\Sigma}_{k,k} - \boldsymbol{\Sigma}_{k,-k} \boldsymbol{\Sigma}_{-k,-k}^{-1} \boldsymbol{\Sigma}_{-k,k}),$$

for $k = 1, \dots, s$, which reduces to the iteration of the calculation of the one-dimensional normal distribution. Thus, we apply the inverse transform method in (4.3). We set the parameter values $s = 3$ and

$$\boldsymbol{\mu} = \begin{pmatrix} 0 \\ 0 \\ 0 \end{pmatrix}, \boldsymbol{\Sigma} = \begin{pmatrix} 1 & 0.3 & -0.2 \\ 0.3 & 1 & 0.5 \\ -0.2 & 0.5 & 1 \end{pmatrix},$$

which were used in [32, Chapter 6.1].

First, we estimate $E[X_1]$, $E[X_2]$, and $E[X_3]$ with true value 0 by taking the sample mean. Figure 3 shows a summary of the root-mean-square errors (RMSEs) in \log_2 scale for sample sizes N from 2^{10} to 2^{20} using 300 digital shifts. In all cases, the Tausworthe generators (labeled “New” and “Harase”) optimized in terms of the t -value have almost the same accuracy and outperform Chen’s generators.

Furthermore, we estimate the second-order moments $E[X_1 X_2]$, $E[X_1 X_3]$, $E[X_2 X_3]$ and the third-order moment $E[X_1 X_2 X_3]$ using 300 digital shifts, respectively. Figures 4 and 5 show summaries of the RMSEs. In Figure 5, we observe that Chen’s generators are unstable and have several bumps when we estimate $E[X_1 X_2 X_3]$.

4.2. M/M/1 queuing system. Our second example is an M/M/1 queuing model, which has the same setting as that in [2, Chapter 8.3.2]. Consider a single-server queuing model, where the customers arrive as a Poisson process with intensity $\lambda > 0$ and the service time is exponentially distributed with intensity $\mu > 0$. Assume that $\mu > \lambda$ for system stability. Let W_j denote the waiting time of the j th customer, S_j denote the service time of the j th customer, and T_j denote the time interval between the j th customer and the $(j - 1)$ th customer. Then, we have the Lindley recurrence:

$$(4.4) \quad W_0 = 0, W_j = \max(W_{j-1} + S_{j-1} - T_j, 0),$$

$$(4.5) \quad S_{j-1} \sim \mathcal{Exp}(\mu), T_j \sim \mathcal{Exp}(\lambda),$$

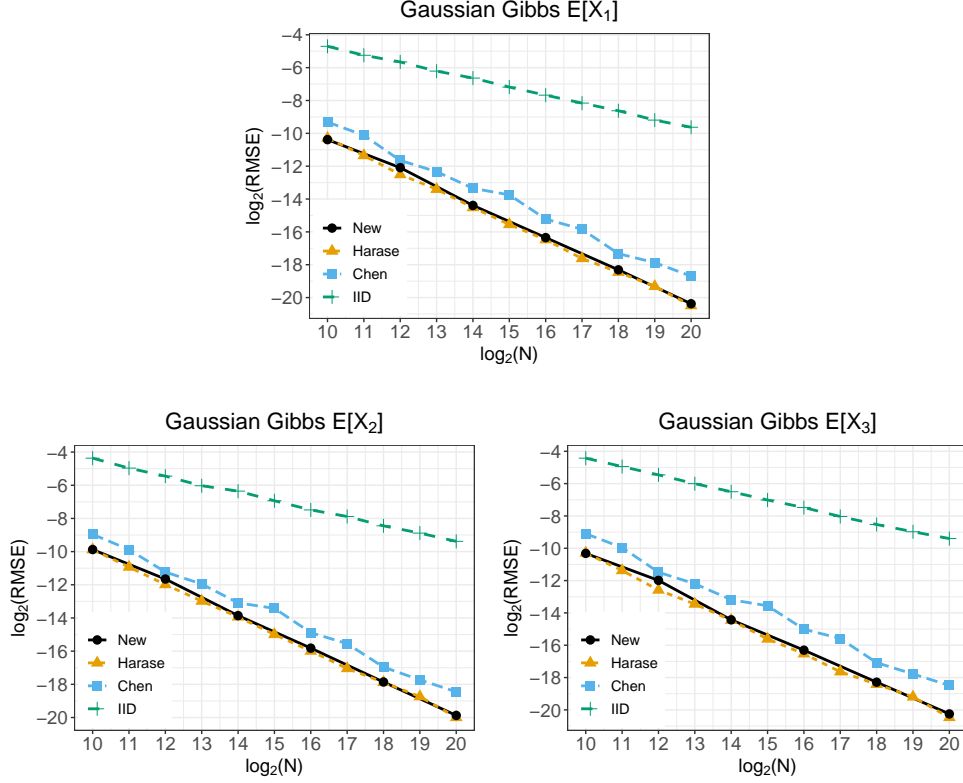


FIGURE 3. RMSEs for $E[X_1]$, $E[X_2]$, and $E[X_3]$ with true value 0.

for $j \geq 1$, where $\mathcal{E}xp(\cdot)$ denotes the exponential distribution. Under stationarity, the average waiting time is known as

$$(4.6) \quad E[W_j] = \frac{\lambda}{\mu(\mu - \lambda)}$$

(cf. [26]). We estimate the average waiting time (4.6) by taking the sample mean $(W_1 + \dots + W_N)/N$ via Equations (4.4)–(4.5). Note that we need $2N$ random points $(S_0, T_1), \dots, (S_{N-1}, T_N)$ for N customers. Note also that the function $\max(\cdot, 0)$ is unsmooth at 0.

We set the parameters $\lambda = 0.5$ and $\mu = 1$. Figure 6 shows the RMSEs for the average waiting time using 300 digital shifts. The three types of QMC points have almost the same performance, except for Chen's generator at $N = 2^{13}$. The bump of Chen's generator coincides with that in [2, Figure 8.2].

4.3. A linear regression model. In the third example, we consider a linear regression model

$$y_i = \mathbf{x}_i^\top \boldsymbol{\beta} + \epsilon_i, \quad \epsilon_i \stackrel{\text{iID}}{\sim} \mathcal{N}(0, \tau^2) \quad (i = 1, \dots, n),$$

where y_i is the i th observation on the response variable, $\mathbf{x}_i = (1, x_{i,1}, \dots, x_{i,k})^\top$ is a $(k+1) \times 1$ vector of 1 and i th observations on the k explanatory variables, $\boldsymbol{\beta} =$

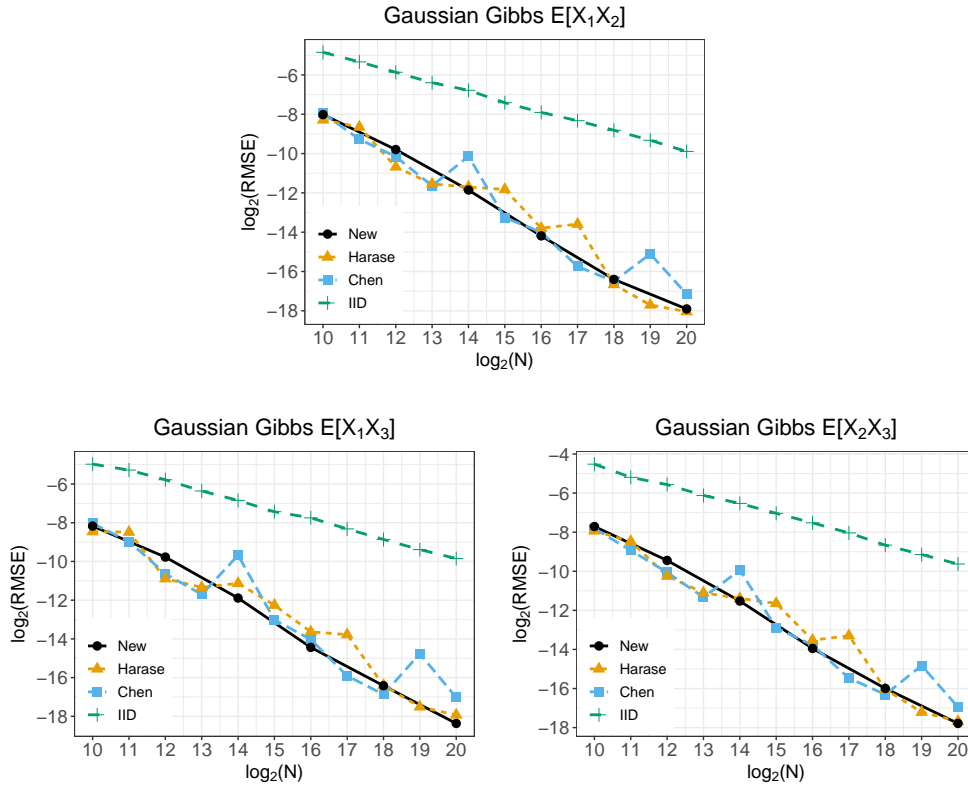


FIGURE 4. RMSEs for $E[X_1X_2]$, $E[X_1X_3]$, and $E[X_2X_3]$ with true values 0.3, -0.2, and 0.5.

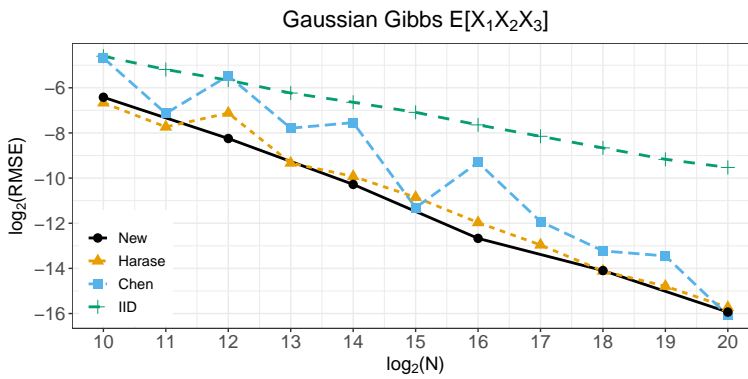


FIGURE 5. RMSEs for $E[X_1X_2X_3]$ with true value 0.

$(\beta_0, \beta_1, \dots, \beta_k)^\top$ is a $(k + 1) \times 1$ vector of regression coefficients, and the error term ϵ_i is IID normal with mean zero and common variance τ^2 . Let $\mathbf{X} = (\mathbf{x}_1, \dots, \mathbf{x}_n)^\top$

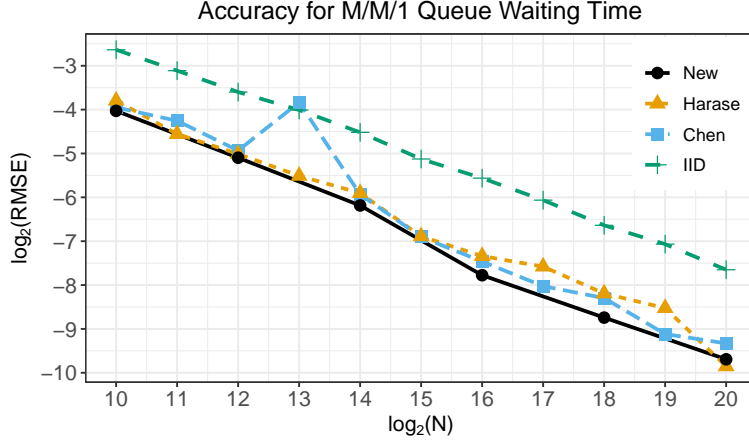


FIGURE 6. RMSEs for the average waiting time of the M/M/1 queuing model.

be an $n \times (k + 1)$ design matrix (with rank $k + 1$) and $\mathbf{y} = (y_1, \dots, y_n)^\top$ an $n \times 1$ vector.

We now consider Bayesian inference as follows: We assume that the parameters $\boldsymbol{\beta}$ and τ^2 are independent and have the semiconjugate prior distributions

$$\begin{aligned}\boldsymbol{\beta} &\sim \mathcal{N}(\mathbf{b}_0, \mathbf{B}_0), \\ \tau^2 &\sim \mathcal{IG}\left(\frac{n_0}{2}, \frac{s_0}{2}\right),\end{aligned}$$

where $\mathcal{IG}(\alpha_1, \alpha_2)$ denotes the inverse gamma distribution with shape parameter α_1 and scale parameter α_2 , and \mathbf{b}_0 , \mathbf{B}_0 , n_0 , and s_0 are hyperparameters. Then, according to [6, 15], sampling from the joint posterior distribution of $(\boldsymbol{\beta}, \tau^2)$ can be generated through sampling from the full conditional distributions

$$(4.7) \quad \boldsymbol{\beta} | \tau^2, \mathbf{y} \sim \mathcal{N}(\mathbf{b}_1, \mathbf{B}_1),$$

$$(4.8) \quad \tau^2 | \boldsymbol{\beta}, \mathbf{y} \sim \mathcal{IG}\left(\frac{n_1}{2}, \frac{s_1}{2}\right),$$

where

$$\begin{aligned}\mathbf{b}_1 &= \mathbf{B}_1(\mathbf{B}_0^{-1}\mathbf{b}_0 + \tau^{-2}\mathbf{X}^\top\mathbf{y}), \mathbf{B}_1^{-1} = \mathbf{B}_0^{-1} + \tau^{-2}\mathbf{X}^\top\mathbf{X}, \\ n_1 &= n_0 + n, s_1 = s_0 + (\mathbf{y} - \mathbf{X}\boldsymbol{\beta})^\top(\mathbf{y} - \mathbf{X}\boldsymbol{\beta}).\end{aligned}$$

Thus, we calculate $E[\boldsymbol{\beta}]$ and $E[\tau^2]$ by taking the sample mean using the Gibbs sampler based on (4.7) and (4.8). We generate $\boldsymbol{\beta}$ in (4.7) via $\mathbf{L}(\Phi^{-1}(u_j), \dots, \Phi^{-1}(u_{j+k}))^\top$ for $u_j, \dots, u_{j+k} \in (0, 1)$, where $\mathbf{B}_1 = \mathbf{L}\mathbf{L}^\top$ is the Cholesky decomposition and $\Phi(\cdot)$ is the cumulative distribution function of the standard normal distribution.

As a numerical example, we use the Boston housing data analyzed in [13]. To investigate the demand for clean air, Harrison and Rubinfeld [13] built a linear regression model given by

$$(4.9) \quad \begin{aligned}\log(\text{MEDV}) &= \beta_0 + \beta_1\text{CRIM} + \beta_2\text{ZN} + \beta_3\text{INDUS} + \beta_4\text{CHAS} + \beta_5\text{NOX}^2 \\ &+ \beta_6\text{RM}^2 + \beta_7\text{AGE} + \beta_8 \log(\text{DIS}) + \beta_9 \log(\text{RAD}) + \beta_{10}\text{TAX} \\ &+ \beta_{11}\text{PTRATIO} + \beta_{12}\text{B} + \beta_{13} \log(\text{LSTAT}) + \epsilon, \quad \epsilon \sim \mathcal{N}(0, \tau^2),\end{aligned}$$

where the housing price MEDV is a response variable, and CRIM, ZN, INDUS, CHAS, NOX, RM, AGE, DIS, RAD, TAX, PTRATIO, B, and LSTAT are 13 explanatory variables (i.e., $k = 13$); see [13, Table IV] for more details about the variables. In our experiment, we estimate the same linear regression model as in (4.9). Note that the state vector $(\boldsymbol{\beta}, \tau^2)$ has 15 dimensions (i.e., $s = 15$).

We set the hyperparameter values $\mathbf{b}_0 = \mathbf{0}$, $\mathbf{B}_0 = 100\mathbf{I}$, $n_0 = 5$, $s_0 = 0.01$, and run the Gibbs sampler for 5000 iterations using random numbers as a burn-in period. Then, we calculate $E[\boldsymbol{\beta}]$ and $E[\tau^2]$ by running the Gibbs sampler for $N = 2^{12}$, 2^{14} , 2^{16} , and 2^{18} iterations. Table 4 shows a summary of sample variances of posterior mean estimates using 300 digital shifts. Provided we focus on the t -value, Tausworthe generators over \mathbb{F}_2 seem to be comparable with or slightly superior to Tausworthe generators over \mathbb{F}_4 . However, in both cases \mathbb{F}_2 and \mathbb{F}_4 , Tausworthe generators optimized in terms of the t -value provide better results than Chen's Tausworthe generators optimized in terms of the equidistribution property. Overall, our experiment implies that the t -value is a good measure of uniformity in the study of Markov chain QMC.

Remark 4.2. The generation scheme in (4.2) was originally used in [28, 33]. However, if $\gcd(s, N - 1) = d > 1$, then we have $d - 1$ skips in (4.2) through the entire period. To avoid such irregular skips, Tribble [32] and Chen [2] suggested a strategy in which the skips are the same between every pair of non-overlapping s -blocks: Let r be the smallest integer $r \geq s$ such that $\gcd(r, N - 1) = 1$. Then, instead of (4.2), we can consider s -dimensional non-overlapping points starting from the origin:

$$(4.10) \quad (0, \dots, 0), (u_0, \dots, u_{s-1}), (u_r, \dots, u_{r+s-1}), \\ (u_{2r}, \dots, u_{2r+s-1}), \dots, (u_{r(N-2)}, \dots, u_{r(N-2)+s-1}),$$

which maintain balance (i.e., every r steps) in each coordinate by discarding $r - s$ points between each block. We also implemented the strategy (4.10) and conducted the same experiments as in Section 4. We obtained almost similar results with a slight fluctuation. In this paper, we optimized Tausworthe generators in terms of the t -value for consecutive output values, so we adopted the scheme (4.2) without discarding $r - s$ points, which seems to be closer to the condition (2.1). We refer the reader to [32, Chapter 5] and [2, Chapter 8.2] for more details.

5. CONCLUSION

We attempted to search for short-period Tausworthe generators over arbitrary finite fields \mathbb{F}_b for Markov chain QMC in terms of the t -value. To achieve this, we generalized the search algorithms [12, 31] over \mathbb{F}_2 to those over \mathbb{F}_b . We conducted an exhaustive search, especially in the case where $b = 3, 4$, and 5 , and implemented Tausworthe generators over \mathbb{F}_4 with t -values zero for dimension $s = 3$, in addition to $s = 2$, and small for $s \geq 4$. We also reported numerical examples in which both Tausworthe generators over \mathbb{F}_2 and \mathbb{F}_4 optimized in terms of the t -value perform better than Tausworthe generators [4] optimized in terms of the equidistribution property.

The two-element field \mathbb{F}_2 is the most important finite field in applications, but has some restrictions that do not occur over other fields \mathbb{F}_b . Therefore, in future work, it would be interesting to study implementations of other types of QMC points over \mathbb{F}_b , such as polynomial lattice rules [7, 27, 29] and irreducible Sobol'-Niederreiter sequences [10], which are closely related to the t -value. Furthermore,

TABLE 4. Variances of posterior mean estimates for $\beta = (\beta_0, \dots, \beta_{13})$ and τ^2 .

$N = 2^{12}$								
Parameter	β_0	β_1	β_2	β_3	β_4	β_5	β_6	
IID	6.63e-08	6.03e-12	9.52e-13	2.10e-11	3.57e-09	4.03e-08	6.44e-12	
Chen	1.70e-11	9.55e-16	1.73e-16	3.55e-15	7.71e-13	8.65e-12	1.36e-15	
Harase	2.32e-12	1.60e-16	3.07e-17	6.36e-16	1.18e-13	1.28e-12	1.99e-16	
New	6.54e-12	4.82e-16	7.69e-17	1.72e-15	4.35e-13	4.77e-12	1.16e-15	
Parameter	β_7	β_8	β_9	β_{10}	β_{11}	β_{12}	β_{13}	τ^2
IID	9.64e-13	3.78e-09	1.15e-09	4.71e-14	6.90e-11	3.29e-14	2.33e-09	2.35e-13
Chen	2.10e-16	6.65e-13	3.00e-13	1.14e-17	1.65e-14	7.46e-18	3.92e-13	4.26e-17
Harase	3.15e-17	1.27e-13	4.27e-14	1.61e-18	2.41e-15	1.20e-18	7.99e-14	5.81e-18
New	1.26e-16	4.77e-13	1.38e-13	5.13e-18	7.30e-15	3.96e-18	2.85e-13	2.16e-17
$N = 2^{14}$								
Parameter	β_0	β_1	β_2	β_3	β_4	β_5	β_6	
IID	2.15e-08	1.55e-12	2.30e-13	5.00e-12	1.08e-09	1.31e-08	1.63e-12	
Chen	1.86e-12	1.50e-16	1.98e-17	4.13e-16	3.13e-13	1.00e-12	1.26e-16	
Harase	1.30e-13	1.43e-17	1.11e-18	2.44e-17	5.62e-15	7.58e-14	1.22e-17	
New	1.63e-13	1.15e-17	1.46e-18	5.61e-17	1.59e-14	1.42e-13	1.46e-17	
Parameter	β_7	β_8	β_9	β_{10}	β_{11}	β_{12}	β_{13}	τ^2
IID	2.73e-13	9.28e-10	3.11e-10	1.33e-14	2.29e-11	9.99e-15	5.34e-10	5.22e-14
Chen	2.19e-17	8.78e-14	2.87e-14	1.22e-18	2.06e-15	7.24e-19	5.20e-14	5.51e-18
Harase	1.93e-18	6.66e-15	1.99e-15	7.63e-20	1.53e-16	5.60e-20	4.36e-15	3.84e-19
New	2.15e-18	7.71e-15	2.72e-15	1.12e-19	1.83e-16	7.18e-20	5.09e-15	4.79e-19
$N = 2^{16}$								
Parameter	β_0	β_1	β_2	β_3	β_4	β_5	β_6	
IID	5.31e-09	3.33e-13	5.83e-14	1.28e-12	2.72e-10	2.73e-09	3.89e-13	
Chen	1.51e-13	9.04e-18	1.56e-18	3.37e-17	6.71e-15	7.48e-14	9.69e-18	
Harase	9.98e-15	6.65e-19	1.07e-19	2.60e-18	2.08e-15	8.46e-15	7.50e-19	
New	1.57e-14	1.03e-18	1.59e-19	4.22e-18	7.19e-16	9.66e-15	1.06e-18	
Parameter	β_7	β_8	β_9	β_{10}	β_{11}	β_{12}	β_{13}	τ^2
IID	5.81e-14	2.58e-10	8.15e-11	3.55e-15	4.64e-12	2.15e-15	1.42e-10	1.31e-14
Chen	1.71e-18	7.27e-15	2.53e-15	1.00e-19	1.55e-16	6.05e-20	3.94e-15	3.92e-19
Harase	1.14e-19	5.39e-16	1.61e-16	1.49e-20	1.29e-17	6.70e-21	3.43e-16	2.61e-20
New	1.94e-19	8.04e-16	2.53e-16	1.01e-20	1.82e-17	8.59e-21	4.34e-16	3.87e-20
$N = 2^{18}$								
Parameter	β_0	β_1	β_2	β_3	β_4	β_5	β_6	
IID	1.25e-09	8.29e-14	1.35e-14	3.19e-13	5.88e-11	6.91e-10	9.31e-14	
Chen	7.97e-15	5.67e-19	8.99e-20	2.06e-18	3.70e-16	4.14e-15	5.73e-19	
Harase	5.77e-16	2.68e-20	5.57e-21	1.22e-19	2.50e-17	2.68e-16	4.22e-20	
New	1.04e-15	7.08e-20	1.12e-20	2.54e-19	4.57e-17	5.41e-16	8.32e-20	
Parameter	β_7	β_8	β_9	β_{10}	β_{11}	β_{12}	β_{13}	τ^2
IID	1.40e-14	6.66e-11	2.09e-11	8.19e-16	1.20e-12	5.28e-16	3.13e-11	3.54e-15
Chen	1.01e-19	3.80e-16	1.17e-16	5.70e-21	8.71e-18	3.86e-21	2.18e-16	2.41e-20
Harase	5.71e-21	2.56e-17	7.61e-18	3.20e-22	4.83e-19	2.25e-22	1.36e-17	1.33e-21
New	1.18e-20	4.58e-17	1.64e-17	6.75e-22	1.16e-18	4.51e-22	2.41e-17	2.97e-21

we are also planing to apply our new generators including [12] to a large variety of Bayesian computation using real-life data.

REFERENCES

- [1] Simon R. Blackburn. Orthogonal sequences of polynomials over arbitrary fields. *J. Number Theory*, 68(1):99–111, 1998.

- [2] S. Chen. *Consistency and convergence rate of Markov chain quasi-Monte Carlo with examples*. 2011. Thesis (Ph.D.)—Stanford University.
- [3] S. Chen, J. Dick, and A. B. Owen. Consistency of Markov chain quasi-Monte Carlo on continuous state spaces. *Ann. Statist.*, 39(2):673–701, 2011.
- [4] S. Chen, M. Matsumoto, T. Nishimura, and A. B. Owen. New inputs and methods for Markov chain quasi-Monte Carlo. In *Monte Carlo and quasi-Monte Carlo methods 2010*, volume 23 of *Springer Proc. Math. Stat.*, pages 313–327, Berlin, Heidelberg, 2012. Springer, Heidelberg.
- [5] N.N. Chentsov. Pseudorandom numbers for modelling Markov chains. *USSR Computational Mathematics and Mathematical Physics*, 7(3):218 – 233, 1967.
- [6] Siddhartha Chib. Chapter 57 - Markov Chain Monte Carlo Methods: Computation and Inference. volume 5 of *Handbook of Econometrics*, pages 3569–3649. Elsevier, 2001.
- [7] J. Dick and F. Pillichshammer. *Digital nets and sequences*. Cambridge University Press, Cambridge, 2010. Discrepancy theory and quasi-Monte Carlo integration.
- [8] Josef Dick and Daniel Rudolf. Discrepancy estimates for variance bounding Markov chain quasi-Monte Carlo. *Electron. J. Probab.*, 19:no. 105, 24, 2014.
- [9] Josef Dick, Daniel Rudolf, and Houying Zhu. Discrepancy bounds for uniformly ergodic Markov chain quasi-Monte Carlo. *Ann. Appl. Probab.*, 26(5):3178–3205, 2016.
- [10] Henri Faure and Christiane Lemieux. Implementation of irreducible Sobol’ sequences in prime power bases. *Math. Comput. Simulation*, 161:13–22, 2019.
- [11] Christian Friesen. Rational functions over finite fields having continued fraction expansions with linear partial quotients. *J. Number Theory*, 126(2):185–192, 2007.
- [12] Shin Harase. A table of short-period Tausworthe generators for Markov chain quasi-Monte Carlo. *J. Comput. Appl. Math.*, 384:Paper No. 113136, 12, 2021.
- [13] David Harrison and Daniel L Rubinfeld. Hedonic housing prices and the demand for clean air. *Journal of Environmental Economics and Management*, 5(1):81–102, 1978.
- [14] Roswitha Hofer. Finding both, the continued fraction and the Laurent series expansion of golden ratio analogs in the field of formal power series. *J. Number Theory*, 223:168–194, 2021.
- [15] Peter D. Hoff. *A first course in Bayesian statistical methods*. Springer Texts in Statistics. Springer, New York, New York, NY, 2009.
- [16] H. Kajiura, M. Matsumoto, and K. Suzuki. Characterization of matrices B such that (I, B, B^2) generates a digital net with t -value zero. *Finite Fields Appl.*, 52:289–300, 2018.
- [17] P. L’Ecuyer. Maximally equidistributed combined Tausworthe generators. *Math. Comp.*, 65(213):203–213, 1996.
- [18] P. L’Ecuyer. Tables of maximally-equidistributed combined LFSR generators. *Math. Comp.*, 68(225):261–269, 1999.
- [19] P. L’Ecuyer and F. Panneton. \mathbb{F}_2 -linear random number generators. In C. Alexopoulos, D. Goldsman, and J. R. Wilson, editors, *Advancing the Frontiers of Simulation: A Festschrift in Honor of George Samuel Fishman*, pages 169–193. Springer-Verlag, New York, 2009.
- [20] C. Lemieux. *Monte Carlo and quasi-Monte Carlo sampling*. Springer Series in Statistics. Springer, New York, New York, NY, 2009.
- [21] C. Lemieux and P. L’Ecuyer. Randomized polynomial lattice rules for multivariate integration and simulation. *SIAM J. Sci. Comput.*, 24(5):1768–1789, 2003.
- [22] M. B. Levin. Discrepancy estimates of completely uniformly distributed and pseudorandom number sequences. *Internat. Math. Res. Notices*, (22):1231–1251, 1999.
- [23] J. G. Liao. Variance reduction in Gibbs sampler using quasi random numbers. *J. Comput. Graphical Stat.*, 7(3):253–266, 1998.
- [24] M. Matsumoto and T. Nishimura. Mersenne twister: a 623-dimensionally equidistributed uniform pseudo-random number generator. *ACM Trans. Model. Comput. Simul.*, 8(1):3–30, jan 1998.
- [25] Jill P. Mesirov and Melvin M. Sweet. Continued fraction expansions of rational expressions with irreducible denominators in characteristic 2. *J. Number Theory*, 27(2):144–148, 1987.
- [26] Randolph Nelson. *Probability, stochastic processes, and queueing theory : the mathematics of computer performance modelling*. Springer, New York, 1995.
- [27] H. Niederreiter. *Random number generation and quasi-Monte Carlo methods*, volume 63 of *CBMS-NSF Regional Conference Series in Applied Mathematics*. Society for Industrial and Applied Mathematics (SIAM), Philadelphia, PA, 1992.
- [28] A. B. Owen and S. D. Tribble. A quasi-Monte Carlo Metropolis algorithm. *Proc. Natl. Acad. Sci. USA*, 102(25):8844–8849, 2005.

- [29] G. Pirsic and W. Ch. Schmid. Calculation of the quality parameter of digital nets and application to their construction. *J. Complexity*, 17(4):827 – 839, 2001.
- [30] R. C. Tausworthe. Random numbers generated by linear recurrence modulo two. *Math. Comp.*, 19:201–209, 1965.
- [31] S. Tezuka and M. Fushimi. Calculation of Fibonacci polynomials for GFSR sequences with low discrepancies. *Math. Comp.*, 60(202):763–770, 1993.
- [32] S. D. Tribble. *Markov chain Monte Carlo algorithms using completely uniformly distributed driving sequences*. ProQuest LLC, Ann Arbor, MI, 2007. Thesis (Ph.D.)–Stanford University.
- [33] S. D. Tribble and A. B. Owen. Construction of weakly CUD sequences for MCMC sampling. *Electron. J. Stat.*, 2:634–660, 2008.

COLLEGE OF SCIENCE AND ENGINEERING, RITSUMEIKAN UNIVERSITY, 525-8577, JAPAN
Email address: harase@fc.ritsumei.ac.jp