

# The Moderating Effect of Instant Runoff Voting

Kiran Tomlinson<sup>\*1</sup>, Johan Ugander<sup>2</sup>, and Jon Kleinberg<sup>1</sup>

<sup>1</sup>Department of Computer Science, Cornell University

<sup>2</sup>Department of Management Science and Engineering, Stanford University

## Abstract

Instant runoff voting (IRV) has recently gained popularity as an alternative to plurality voting for political elections, with advocates claiming a range of advantages, including that it produces more moderate winners than plurality and could thus help address polarization. However, there is little theoretical backing for this claim, with existing evidence focused on case studies and simulations. In this work, we prove that IRV has a moderating effect relative to plurality voting in a precise sense, developed in a 1-dimensional Euclidean model of voter preferences. Our results show that as long as voters are symmetrically distributed and not too concentrated at the extremes, IRV cannot elect an extreme candidate over a moderate. In contrast, we show plurality can. Our methods develop new frameworks for the theoretical analysis of voting systems, deriving exact winner distributions geometrically and establishing a connection between plurality voting and stick-breaking processes.

## 1 Introduction

Instant runoff voting (IRV) elections ask voters to rank candidates in order of preference and use a sequence of “instant runoffs” to determine a winner.<sup>1</sup> IRV selects a winner by repeatedly eliminating the candidate with the fewest first-place votes, redistributing those votes to the next-ranked candidate on each ballot, and removing the eliminated candidate from all ballots. The final remaining candidate is declared the winner (equivalently, one can terminate when a majority of the remaining ballots list the winner first). By comparison, in a plurality election the winner is simply the candidate with the most first-place votes. While plurality has historically been the predominant single-winner voting system, IRV is among the most popular alternatives; for instance, Australia and Ireland have used IRV for national elections since the early 20th century. In the United States, IRV has recently been gaining traction to address issues with plurality voting [41], with three states (Maine, Alaska, and Nevada) voting to adopt IRV for federal elections in the last decade. IRV has also seen increasing adoption in local elections and/or primaries, for instance in San Francisco (since 2004), Minneapolis (since 2009), and New York City (since 2021).

Proponents of IRV claim that it encourages moderation, compromise, and civility, since candidates are incentivized to be ranked highly by as many voters as possible, including by those who do not rank them first [10, 14]. Analyses of campaign communication materials and voter surveys have supported the theory that IRV increases campaign civility [15, 27, 28], with extensive debate about whether this greater civility translates into winners who are also more moderate in their positions [20, 24, 21, 25]. Analyses of potential moderating effects of IRV have primarily been based on case studies [19, 32, 36] and simulation [6, 31, 30], as well as empirical evidence for a moderating effect in a related voting system, two-round runoff [5]. In contrast, there has been almost no theoretical work on the subject. One interesting but specialized exception

---

<sup>\*</sup>kt@cs.cornell.edu

<sup>1</sup>IRV is also referred to as ranked choice voting (RCV) in the United States. Other names for IRV include alternative vote, preferential voting, and the Hare method. The multi-winner version of IRV is also called single transferrable vote (STV). Plurality is also called first-past-the-post.

can be found in the work of Grofman and Feld [22], who showed that IRV is at least as likely as plurality to elect the median candidate under single-peaked preferences and four or fewer candidates.

There is clear value in mathematical analyses that identify more general moderating tendencies. At present, the arguments for IRV’s moderating effects summarized above have tended to point to institutional or behavioral properties of the way candidates run their campaigns in IRV elections. A natural question, therefore, is whether this picture is complete, or whether there might be something in the definition of IRV itself that leads to outcomes with more moderate winners. Such questions are fundamental to the mathematical theory of voting more generally, where we frequently seek explanations that are rooted in the formal properties of the voting systems themselves, rather than simply the empirical regularities of how candidates and voters tend to behave in these systems. In the case of IRV, what would it mean to formalize a tendency toward moderation in the underlying structure of the voting system? To begin, we must first identify a natural set of definitions under which we can isolate such a property.

**Formalizing the moderating effect of IRV.** In this paper, we propose such definitions and use them to articulate a precise sense in which IRV produces moderate winners in a way that plurality does not. We work within a standard one-dimensional model of voters and candidates: the positions of voter and candidates correspond to points drawn from distributions on the unit interval  $[0, 1]$  of the real line (representing left–right ideology), and voters form preferences over candidates by ranking them in order of proximity. That is, voters favor candidates who are closer to them on the line; this is often called the *1-Euclidean* model. We typically assume the voters and candidates are drawn from the same distribution  $F$ , but some of our results hold for fixed candidate positions. In addition to its role as one of the classical mathematical models of voter preferences [26, 16, 8, 18], where it is sometimes called the Hotelling model, 1-Euclidean preferences arise naturally from higher-dimensional opinions under simple models of opinion updating [13]. There is wide-ranging empirical evidence suggesting that political opinions in the United States are remarkably one-dimensional [34, 35, 29, 11]: from a voter’s views on any one of a set of issues including tax policy, immigration, climate change, gun control, and abortion, it is possible to predict the others with striking levels of confidence.

Let’s consider a voting system applied to a set of  $k$  candidates and a continuum of voters in this setting: we draw  $k$  candidates independently from a given distribution  $F$  on the unit interval  $[0, 1]$ , and each candidate gets a vote share corresponding to the fraction of voters who are closest to them. The use of a one-dimensional model gives a natural interpretation to the distinction between moderate and extreme candidates: a candidate is more extreme if they are closer to the endpoints of the unit interval  $[0, 1]$ . We take two approaches to defining a moderating effect in this model, one probabilistic (in the limit of large  $k$ ) and one combinatorial (for any fixed  $k$ ). We say that a voting system has a *probabilistic moderating effect* if for some interval  $I = [a, b]$  with  $0 < a \leq b < 1$ , the probability that the winning candidate comes from  $I$  converges to 1 as the number of candidates  $k$  goes to infinity. For fixed  $k$ , we say that a voting system has a *combinatorial moderating effect* if the presence of a candidate in  $I$  prevents any candidate outside of  $I$  from winning; i.e., a moderate candidate (inside  $I$ ) is guaranteed to win as long as at least one moderate runs. (Note that a combinatorial moderating effect implies a probabilistic one, as long as the candidate distribution  $F$  places positive probability mass on  $I$ .) We call such an interval  $I$  an *exclusion zone* of the voting system, since the presence of a candidate inside this zone precludes outside candidates from winning. In this way, a voting system with a moderating effect will tend to suppress extreme candidates who lie outside a middle portion of the unit interval, while a voting system that does not have a moderating effect will allow arbitrarily extreme candidates to win with positive probability even as the number of candidates becomes large.

Using this terminology, we can state our first main result succinctly: under a uniform voter distribution, IRV has a moderating effect and plurality does not—in both the combinatorial and probabilistic senses. In particular, we prove a novel and striking fact about IRV: when voters and candidates both come from the uniform distribution on  $[0, 1]$ , the probability that the winning candidate produced by IRV lies outside the interval  $[1/6, 5/6]$  goes to 0 as the number of candidates  $k$  goes to infinity. In sharp contrast, no such fact is true about plurality voting: for plurality, given any interval  $J$  of positive width in  $[0, 1]$ , the probability that the plurality winner comes from  $J$  remains bounded away from 0 as the number of candidates goes

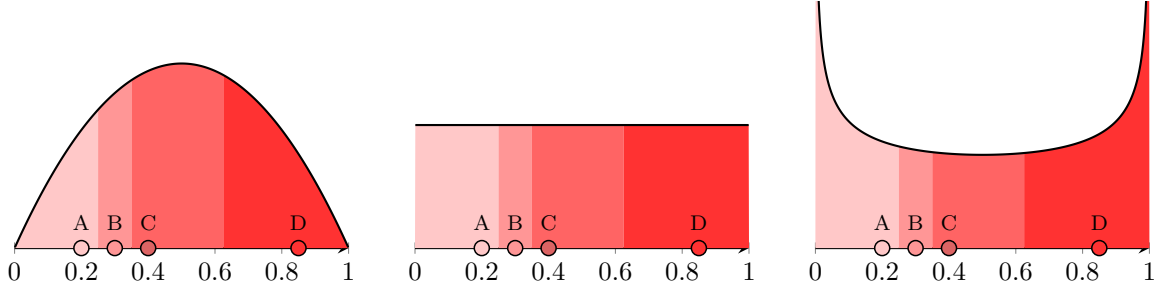


Figure 1: Three example voter distributions in one dimension. Candidates A, B, C, D are positioned at 0.2, 0.3, 0.4, and 0.85. The black line shows the density function of the voter distribution. Regions are colored according to the most preferred candidate of voters in that region. As an example, the preference ordering of a voter at 0.5 is C, B, A, D (regardless of the voter distribution). Similarly, a voter at 0.1 has preference ordering A, B, C, D. In the moderate voters example (left), C is both the plurality and IRV winner. In the uniform voters example (center), D is the plurality winner and C is the IRV winner. In the polarized voters example (right), D is the plurality winner and A is the IRV winner.

to infinity. As part of our analysis, we provide a method for deriving the distribution of plurality and IRV winner positions and perform this derivation for  $k = 3$  candidates. Surprisingly, our analysis of plurality—the simpler voting system—requires much more sophisticated machinery: we establish a connection between plurality voting and a classical problem in discrete probability known as the stick-breaking process and develop new asymptotic stick-breaking results for use in our analysis.

Our probabilistic result for IRV follows from a companion fact that is combinatorial in nature and comparably succinct: given any finite set of candidates in  $[0, 1]$ , and voters from the uniform distribution, if any of the candidates belong to the interval  $[1/6, 5/6]$ , then the IRV winner must come from  $[1/6, 5/6]$ ; that is,  $[1/6, 5/6]$  is an exclusion zone for IRV in the uniform case. Moreover,  $[1/6, 5/6]$  is the smallest interval for which this statement is true. Again, the analogue for plurality voting with any proper sub-interval of the unit interval is false: we show that plurality has no exclusion zones.

This first main result therefore gives a precise sense in which the structure of the IRV voting system favors moderate candidates: whenever moderate candidates (in the middle two-thirds of the unit interval) are present as options, IRV will push out more extreme candidates. We then address the more challenging case of non-uniform voter distributions, where we prove that IRV continues to have a moderating effect (in the sense of our formal definitions) even for voter distributions that push probability mass out toward the extremes of the unit interval, up to a specific threshold beyond which the effects cease to hold. Thus, IRV is even able to offset a level of polarization built into the underlying distribution of voters and candidates, although it can only do so up until a certain level of polarization is reached. In contrast, we establish that plurality never has a combinatorial moderating effect for any non-pathological voter distribution.

As a final point, it is worth emphasizing what is and is not a focus of our work here. We examine IRV and plurality because of their widespread use in real-world elections and the fierce debate surrounding the adoption of IRV over plurality. We are not trying to characterize all possible voting systems that give rise to moderation (although we can show that many voting systems not in widespread use have a moderating effect, including the Coombs rule and any Condorcet method; for these systems, any symmetric interval around 0.5 is an exclusion zone). Our interest, instead, is in the following contribution to the plurality–IRV debate: there is a precise mathematical sense in which IRV has a moderating effect and plurality does not. Second, we do not analyze strategic choices by candidates about where to position themselves on the unit interval [26, 16], but instead derive properties of voting systems that hold for fixed candidate positions, or candidate positions drawn from a distribution. This approach produces results that are robust against the question of whether candidates are actually able to make optimal strategic positioning decisions in practice [2]; it also allows us to better understand how the voting systems themselves behave—providing a foundation upon which future strategic work can build.

## 2 Uniform voters

The previous section describes our complete model, but it is useful to review it here in the context of some more specific notation. We assume voters and candidates are both drawn from a distribution  $F$  on the unit interval  $[0, 1]$ , representing their ideological position on a left–right spectrum.<sup>2</sup> Voters prefer candidates closer to them (i.e., they have 1-Euclidean preferences). There are  $k$  candidates who are drawn independently from  $F$ ; suppose that these draws produce candidate positions  $x_1 < x_2 < \dots < x_k$  in order. Some of our results apply regardless of the candidate distribution, relying only on the voter distribution; we will make a note of such cases.

Since we want to model the case of a large population of voters, we do not explicitly sample the voters from  $F$ , but instead think of a continuum of voters who correspond to the distribution  $F$  itself: that is, under the plurality voting rule, the fraction of voters who vote for candidate  $x_i$  is the probability mass of all voters who are closer to  $x_i$  than to any other candidate (or, equivalently, it is the probability that a voter randomly chosen according  $F$  would be closer to  $x_i$  than any other candidate). In this section, we focus on the case where  $F$  is uniform.<sup>3</sup> We use  $v(x_i)$  to denote the vote share for candidate  $x_i$ .

We can specify the IRV rule using these vote shares  $v(x_i)$ . Under IRV, the candidate  $i$  with the smallest  $v(x_i)$  is eliminated and vote counts are recomputed without candidate  $i$ . This repeats until only one candidate remains, who is declared the winner (equivalently, elimination can terminate when one candidate achieves a majority). In practice, voters submit a ranking over the candidates and their votes are “instantly” redistributed after each elimination.

**IRV’s moderating effect: A first result.** With uniform 1-Euclidean voters, we now show that IRV cannot elect extreme candidates over moderates—regardless of the distribution of candidates. That is, IRV exhibits an exclusion zone in the middle of the unit interval, where the presence of moderate candidates inside the zone precludes outside extreme candidates from winning. The idea behind the proof is that as moderates get eliminated, the middle part of the interval becomes sparser, granting more votes to any remaining moderates. Extreme candidates near 0 and 1 are then too far away to “squeeze out” the last remaining moderate. With uniform voters, the tipping point for extreme candidates being able to squeeze out moderates occurs when extreme candidates are at  $1/6$  and  $5/6$ . In Section 3, we present generalizations of this result for non-uniform voter distributions.

**Theorem 1.** (*Combinatorial moderation for uniform IRV.*) *Under IRV with uniform voters over  $[0, 1]$  and any number of candidates  $k \geq 3$ , if there is a candidate in  $[1/6, 5/6]$ , then the IRV winner is in  $[1/6, 5/6]$ . No smaller interval  $[c, 1 - c]$ ,  $c > 1/6$ , has this property. If there are no candidates in  $[1/6, 5/6]$ , then the IRV winner is the most moderate candidate.*

*Proof.* Suppose first there is only one candidate  $x \in [1/6, 5/6]$  and all other candidates are  $< 1/6$  or  $> 5/6$ . Suppose without loss of generality that  $x \leq 1/2$ . The smallest vote share  $x$  could have occurs when there are candidates at  $1/6 - \epsilon$  and  $5/6 + \epsilon$ . In this case,  $x$  gets  $(x - 1/6 + \epsilon)/2 + (5/6 + \epsilon - x)/2 = 1/3 + \epsilon$  votes. Meanwhile, the most votes any candidate  $< 1/6$  could have (when  $x$  is at  $1/2$ ) is  $1/6 - \epsilon + (1/2 - 1/6 + \epsilon)/2 = 1/3 - \epsilon/2$ . Thus, every candidate  $< 1/6$  will be eliminated before  $x$ . At this point,  $x$  will win, since it is closer to  $1/2$  than any of remaining candidates  $> 5/6$  and therefore has a majority.

If there is more than one candidate in  $[1/6, 5/6]$  to begin with, then as candidates are eliminated, at some point there will only be one candidate  $x$  remaining in  $[1/6, 5/6]$ . Either  $x$  will be the ultimate winner, or there will still be candidates  $< 1/6$  or  $> 5/6$ , in which case  $x$  will win as argued above.

Notice that the above argument still holds if we replace  $1/6$  and  $5/6$  with  $c$  and  $1 - c$  for any  $0 < c \leq 1/6$ : it only reduces the votes going towards candidates in  $[0, c]$ . Thus, if there is some candidate in  $[c, 1 - c]$ , then

<sup>2</sup>We will generally focus on distributions  $F$  that are symmetric around  $1/2$  and represented by a density function  $f$ .

<sup>3</sup>To provide another perspective on the uniform voter assumption, consider the following preference assumption that also produces uniform 1-Euclidean preferences: voters are arbitrarily distributed, but rank candidates according to how many voters are between them and each candidate. That is, voters have 1-Euclidean preferences *in the voter quantile space* and are always uniformly distributed over this space by definition. All of our uniform voter results hold in that setting as well, although stated in terms of voter quantiles rather than absolute positions.

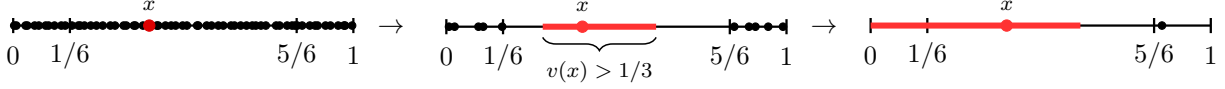


Figure 2: Visual depiction of the proof of Theorem 1. IRV eliminates candidates until a final candidate  $x$  remains in the exclusion zone  $[1/6, 5/6]$ . At this point,  $x$  gets more than  $1/3$  of the votes and cannot be eliminated next (regardless of where they are in  $[1/6, 5/6]$ ). Candidates outside of  $[1/6, 5/6]$  are thus eliminated until  $x$  wins.

the IRV winner is in  $[c, 1 - c]$ . So, if there is no candidate in  $[1/6, 5/6]$ , then let  $c$  be the distance between the most moderate candidate and its closest edge. This candidate must be the IRV winner, since it is the only candidate in  $[c, 1 - c]$  (and  $c < 1/6$ ). In this case, the IRV winner is the most moderate candidate as claimed.

Finally, we show that no smaller interval satisfies the theorem. To do so, we describe a construction that is parametrized to handle any number of candidates  $k \geq 4$ . In the construction, there is one candidate at  $1/2$ , two candidates at  $c$  and  $1 - c$  for  $c > 1/6$ , one candidate at  $1 - \epsilon$ , and all remaining candidates in  $(1 - \epsilon, 1]$ . First, all candidates right of  $1 - \epsilon$  will be eliminated. Then, the candidate at  $1 - \epsilon$  will be eliminated, since it has a smaller vote share than the three candidates at  $c, 1/2$ , and  $1 - c$  (if we make  $\epsilon$  much smaller than  $1/2 - c$ ). At this point, the candidate at  $1/2$  has less than  $2(1/2 - c)/2 = 1/2 - c$  votes. Since  $c > 1/6$ , this is less than  $1/2 - 1/6 = 1/3$ . Meanwhile, the candidates at  $c$  and  $1 - c$  have more than  $c + (1/2 - c)/2 = 1/4 + c/2$  votes. Since  $c > 1/6$ , this is greater than  $1/4 + 1/12 = 1/3$ . Thus the middle candidate is eliminated and the winner is outside of  $(c, 1 - c)$ .  $\square$

In the language of our analysis,  $[1/6, 5/6]$  is then the smallest possible exclusion zone of IRV under a uniform voter distribution. See Figure 2 for a visual depiction of the argument. In contrast, plurality can elect extreme candidates over moderates; for instance, consider placing  $k = 2h - 1$  candidates at  $1/h$  and  $i/2h$  for  $i = 3, \dots, h$ . With uniform voters, every candidate gets at most  $1/2h$  votes except the extreme candidate at  $1/h$ , who gets more than  $1/h$  votes and wins.

A corollary of Theorem 1 is that if candidates are distributed uniformly at random (for instance, if voters independently and identically decide whether to run for office), then IRV elects extreme candidates with probability going to 0 as the number of candidates grows, since the probability of having no moderate candidates in  $[1/6, 5/6]$  is  $(1/3)^k$ . In the language defined earlier, IRV thus has a probabilistic moderating effect in the simplest case with uniform voters and candidates.

**Corollary 1.** (*Probabilistic moderation for uniform IRV.*) Let  $R_k$  be the position of the IRV winner with  $k$  candidates distributed uniformly at random and uniform voters.

$$\lim_{k \rightarrow \infty} \Pr(R_k \notin [1/6, 5/6]) = 0. \quad (1)$$

In contrast to IRV, where the presence of candidates with moderate positions (namely, inside  $[1/6, 5/6]$ ) precludes extreme candidates from winning, we now show that no such fact is true for plurality (excluding the extreme points 0 and 1). In other words, plurality voting does not have a combinatorial moderating effect with uniform voters. Later, we generalize this result to non-uniform voter distributions. The idea behind the proof is relatively straightforward: given a set of candidates, keep adding candidates to reduce the vote count of everyone except the desired winner.

**Theorem 2.** (*No combinatorial moderation for uniform plurality.*) Suppose voters are uniformly distributed over  $[0, 1]$ . Given any set of  $\kappa \geq 1$  distinct candidate positions  $x_1, \dots, x_\kappa$  with  $x_1 \notin \{0, 1\}$ , there exists a configuration of  $k \geq \kappa$  candidates (including  $x_1, \dots, x_\kappa$ ) such that the candidate at  $x_1$  wins under plurality.

*Proof.* We show how to add candidates to the initial set  $x_1, \dots, x_\kappa$  so that  $x_1$  becomes the plurality winner (as long as  $x_1 \notin \{0, 1\}$ ). First, add candidates at  $x_0 = 0$  and  $x_{\kappa+1} = 1$  to guarantee that  $x_1$  is between two

candidates. Let  $x_\ell$  be the candidate to the left of  $x_1$  and let  $x_r$  be the candidate to the right of  $x_1$ . Let  $v_\ell = (x_1 - x_\ell)/2$  be the number of votes  $x_1$  gets on its left and let  $v_r = (x_r - x_1)/2$  be the number of votes  $x_1$  gets on its right. Add new candidates spaced by  $\frac{1}{2} \min\{v_\ell, v_r\}$  in the intervals  $[0, x_\ell]$  and  $[x_r, 1]$ . This causes every candidate in the intervals  $[0, x_\ell]$  and  $(x_r, 1]$  to have strictly less than  $\frac{1}{2} \min\{v_\ell, v_r\}$  votes (whether they are part of the original  $\kappa$  or new). Additionally,  $x_\ell$  and  $x_r$  have at most  $\frac{1}{2} \min\{v_\ell, v_r\} + \max\{v_\ell, v_r\}$  votes. Meanwhile,  $x_1$  has  $v_\ell + v_r$  votes, so  $x_1$  is the plurality winner in the new configuration.  $\square$

In addition, we prove that plurality with uniform voters and candidates has strictly positive probability of electing candidates in every subinterval of  $[0, 1]$ , including subintervals near the endpoints, as the number of candidates grows. In other words, plurality does not have a probabilistic moderating effect: it does not preclude extreme candidates from winning (in some candidate configuration) when the voter distribution is uniform and there are many moderate candidates to choose from. The proof is significantly more involved, so we relegate it to Appendix B. Note that this result implies plurality also has no combinatorial moderation, but Theorem 2 is considerably easier to prove.

**Theorem 3.** *(No probabilistic moderation for uniform plurality.) Let  $P_k$  be the position of the plurality winner with  $k$  candidates distributed uniformly at random and uniform voters. For any  $[\ell, r] \subseteq (0, 1)$  with  $\delta = r - \ell > 0$ ,*

$$\lim_{k \rightarrow \infty} \Pr(P_k \in [\ell, r]) \geq \frac{1 - e^{\delta/(e^2 \log \delta)}}{2e}. \quad (2)$$

The idea behind the proof of Theorem 3 is to find a lower bound on the probability that the highest vote share of any candidate in  $[\ell, r]$  exceeds the highest vote share of any candidate outside  $[\ell, r]$ . Conditioned on the number of candidates that lie inside  $[\ell, r]$ , these vote shares converge to independent distributions as  $k \rightarrow \infty$  (although they are dependent for any fixed  $k$ ). Intuitively, we can then consider two independent plurality elections, one with  $\delta k$  candidates on an interval of size  $\delta$  and one with  $(1 - \delta)k$  candidates on an interval of size  $(1 - \delta)$ . We prove a lower bound on the probability that the first election has a winning vote share higher than  $x$  and that the second election has a winning vote share lower than  $x$  (for a carefully chosen  $x$ , picked according to Lemma 1 below).

A key step is therefore deriving the asymptotic distribution of the winning plurality vote share. This vote share distribution may be useful for other asymptotic analyses of plurality voting, so we describe it here. The winning plurality vote share is closely related to a category of probabilistic problems known as *stick-breaking problems*, which focus on the properties of a stick of length 1 broken into  $n$  pieces uniformly at random [23]. Setting  $n = k + 1$ , these stick pieces can be viewed as the gaps between candidates (equivalently, candidates are the breakpoints of the stick). A classic result in stick-breaking is that the biggest piece  $B_n$  will have size almost exactly  $\log n/n$  as  $n$  grows large [9, 23] and that  $nB_n - \log n$  converges to a Gumbel(1, 0) distribution as  $n \rightarrow \infty$ . The plurality vote setting is different, since candidates get votes from half of the gap to their left plus half of the gap to their right (except the left- and rightmost candidates, who get the full gap on one side). We show that as the number of candidates grows large, the winning vote count  $V_k$  with  $k = n - 1$  candidates is almost exactly  $(\log n + \log \log n)/2n$  and that  $nV_k - (\log n + \log \log n)/2$  also converges to Gumbel(1, 0) as  $k \rightarrow \infty$ . Intuitively, the largest pair of adjacent gaps have size  $\log n/n$  and  $\log \log n/n$ , and the candidate between these gaps gets votes from half of each gap (more correctly, the total size of the largest pair of adjacent gaps is  $(\log n + \log \log n)/n$ ). This is formalized in the following lemma used to prove Theorem 3.

**Lemma 1.** *Let  $V_k$  be the winning plurality vote share with  $k$  candidates distributed uniformly at random over  $[0, 1]$  and uniform voters.*

$$\lim_{k \rightarrow \infty} \Pr\left(V_k \leq \frac{\log(k + 1) + \log \log(k + 1) + x}{2(k + 1)}\right) = e^{-e^{-x}}. \quad (3)$$

## 2.1 Plurality and IRV winner distributions

Given these results about the asymptotic distributions of the plurality and IRV winner positions  $P_k$  and  $R_k$ , asymptotic in the number of candidates  $k$ , a natural follow-on question is whether we can say anything

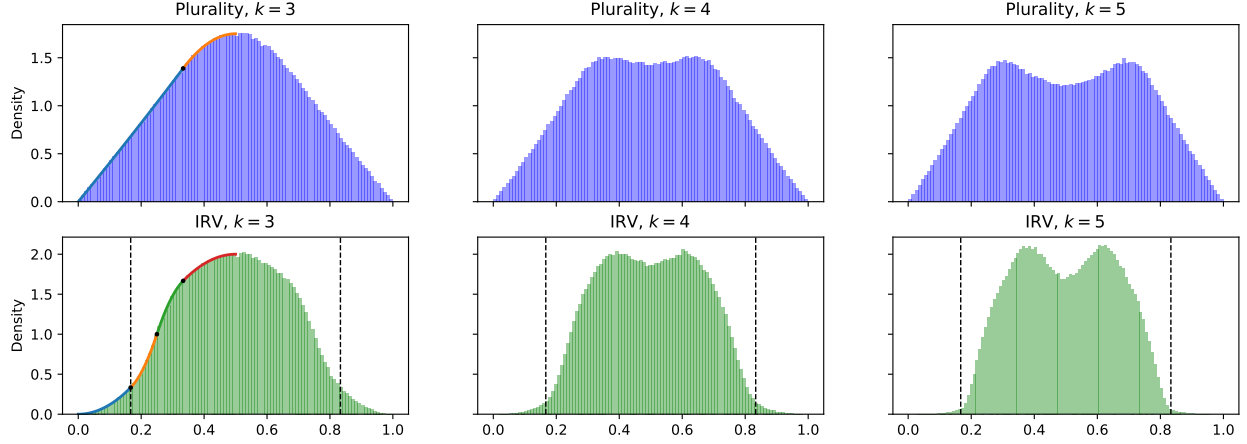


Figure 3: The distributions of the winning position with  $k = 3, 4, 5$  candidates and continuous 1-Euclidean voters (both uniformly distributed) under plurality and IRV. The histograms are from 1 million simulated trials, while the curves plotted for  $k = 3$  (shown up to  $1/2$ ) are the exact density functions given in Propositions 1 and 2, with pieces separated by color. Note that the IRV winner is only  $< 1/6$  or  $> 5/6$  when no candidates fall in  $[1/6, 5/6]$  by Theorem 1; the dashed vertical lines outline this exclusion zone. The probabilistic moderating effect for IRV is already strong at with only  $k = 5$  candidates.

about these distributions for fixed values of  $k$ .

For a fixed value of  $k$ , the distributions of the plurality and IRV winner positions  $P_k$  and  $R_k$  with uniform voters and candidates have density functions  $f_{P_k}$  and  $f_{R_k}$  that are piecewise polynomial of order  $k - 1$ . To see this, consider a point in the  $k$ -dimensional unit hypercube, where dimension  $i$  of this point represents the position of candidate  $i$ . For every left-right order of candidates  $\pi \in S_k$  (where  $\pi(i)$  is the index of candidate  $i$  in left-right order and  $S_k$  is the symmetric group on  $k$  elements), we can express the region in  $\mathbb{R}^k$  where candidate  $i$  wins given order  $\pi$  using the following collection of linear inequalities:

$$\begin{aligned} 0 &\leq x_{\pi^{-1}(1)} < x_{\pi^{-1}(2)} < \cdots < x_{\pi^{-1}(k)} \leq 1, \\ v(x_i) &= \frac{x_{r(i)} - x_{\ell(i)}}{2} > \frac{x_{r(j)} - x_{\ell(j)}}{2} = v(x_j), \end{aligned} \quad (\text{for all } j \neq i)$$

where  $\ell(i) = \pi^{-1}(\pi(i) - 1)$  is the candidate to  $i$ 's left and  $r(i) = \pi^{-1}(\pi(i) + 1)$  is the candidate to  $i$ 's right. The inequalities in the first line ensure the left-right candidate order matches  $\pi$ , while the inequalities on the second line ensure  $x_i$  has a larger vote share than any other candidate (i.e.,  $x_i$  is the plurality winner). The region defined by these linear inequalities is therefore a convex polytope, as it is the intersection of a finite number of half spaces.

To find the probability that a candidate  $i$  at a particular point  $x$  wins under plurality, we can find the sum of the cross-sectional areas of these polytopes at  $x_i = x$  (with one polytope for each of the  $k!$  candidate orderings), integrating over the positions of the other  $k - 1$  candidates. This procedure produces a piecewise polynomial in  $x$  of order  $k - 1$ , where pieces are split at the vertices of the polytopes. To convert the win probability of candidate  $i$  at position  $x$  into the winner position density at  $x$ , we scale by  $k$  to account for the symmetry in choosing  $i$ .

We can use this approach to derive  $f_{P_3}$ , the winner distribution for plurality with 3 candidates (see Figure 3 for a visualization). As the derivation is tedious, we present it in Appendix C. Additionally, Appendix D includes a visualization of the winning position polyhedra for  $k = 3$  whose cross-sectional areas produce  $f_{P_3}$ .

**Proposition 1.**

$$f_{P_3}(x) = \begin{cases} x^2/2 + 4x, & x \in [0, 1/3] \\ -13x^2 + 13x - 3/2, & x \in [1/3, 1/2] \\ f_{P_3}(1-x), & x \in (1/2, 1]. \end{cases} \quad (4)$$

For analyzing the plurality winner distribution in this way with larger  $k$  (even after accounting for relabeling symmetry), we would need to integrate over  $k$   $k$ -polytopes, each of which has a number of faces growing linearly with  $k$  (one face per inequality requiring that  $x_i$  beats each other  $x_j$ ). Unfortunately, the number of vertices per polytope in this procedure could grow exponentially with  $k$ , potentially requiring exponentially many integrals.

The same strategy can also be used for IRV, except we no longer have only one polytope per permutation of candidates—instead, we have one polytope per combination of left-right candidate order and candidate elimination order. If we fix both, the region where candidate  $i$  wins under IRV can once again be defined by a collection of linear inequalities. We used this approach to derive the IRV winner distribution with 3 candidates,  $f_{R_3}$ . Again, see Figure 3 for a visualization of  $f_{R_3}$ , Appendix C for the derivation, and Appendix D for a visualization of the IRV polyhedra.

**Proposition 2.**

$$f_{R_3}(x) = \begin{cases} 12x^2, & x \in [0, 1/6] \\ 48x^2 - 12x + 1, & x \in [1/6, 1/4] \\ -48x^2 + 36x - 5, & x \in [1/4, 1/3] \\ -12x^2 + 12x - 1, & x \in [1/3, 1/2] \\ f_{R_3}(1-x), & x \in (1/2, 1]. \end{cases} \quad (5)$$

For IRV with general  $k$ , this analysis requires integrating over  $k!$   $k$ -polytopes, each of which has  $O(k^2)$  faces: given an elimination order, we need an inequality specifying that the candidate eliminated  $i^{\text{th}}$  has fewer votes than each of the candidates eliminated later. Each such inequality defining a half-space can add a face to the polytope.

Note that in Proposition 2, the density  $f_{R_3}(x)$  on  $[0, 1/6]$  is exactly equal to half the probability that the  $k-1$  losing candidates did not appear inside  $[x, 1-x]$  (scaled by  $k$  to account for relabeling symmetry), since we know by Theorem 1 that a candidate can only win outside  $[1/6, 5/6]$  if they are the most moderate candidate. For general  $k > 3$  we can easily derive the density on  $[0, 1/6]$  and  $[5/6, 1]$  using the generalization of this argument:  $f_{R_k}(x) = k(2x)^{k-1}$  on  $[0, 1/6]$  (with the right tail being mirrored). Note that the integral of  $f_{R_k}(x) = k(2x)^{k-1}$  over  $[0, 1/6]$  goes to 0 as  $k \rightarrow \infty$ , a limit that furnishes an independent way of establishing a probabilistic moderating effect for IRV.

Having the exact winner position distributions  $f_{P_3}$  and  $f_{R_3}$  allows us to answer additional questions—for instance, how much more moderate do IRV winners tend to be for  $k=3$  with uniform voters and candidates? Using the density functions above, we can analytically compute the variances of the plurality and IRV winner distributions,  $\text{Var}(P_3) = 23/540$  and  $\text{Var}(R_3) = 25/864$ . For  $k=3$ , the variance of the plurality winner’s position with uniform voters is thus exactly  $184/125 = 1.472$  times higher than the variance of the IRV winner’s position.

Connecting our results to related work, while the distribution of the winner’s position is challenging to compute analytically, the expected plurality vote share at each point is more tractable. This distribution was derived in a separate context: a guessing game where the goal is to be closest to an unknown target point distributed uniformly at random, given  $k$  players who submit guesses uniformly at random [17]. The unknown target can be thought of as a randomly sampled voter, and the guesses as candidate positions. The guessing game and plurality winner position distributions are similar in shape, with two prominent bumps that move outward as  $k$  grows. However, the point with the maximum *expected plurality vote share* (and maximum guessing game win probability) is not quite the same as the point with the maximum *plurality win probability*, since a candidate’s position influences other candidates’ vote shares.

### 3 Non-uniform voters

Given our understanding of the uniform voter case, we now broaden our scope to other voter distributions, showing that IRV exhibits exclusion zones more generally. We find that the same style of “squeezing” argument can be applied to any symmetric distribution (and possibly other non-symmetric distributions, with more work). The generalized result hinges on a specific condition on the cumulative distribution function, which intuitively captures when, no matter where the last moderate candidate is, they cannot be squeezed out by the most moderate extremists. This condition is not always possible to satisfy non-trivially. After first giving the general statement, we will present special cases where the condition is simple to state and satisfy—specifically, when the voter density increases or decreases monotonically over  $[0, 1/2]$ . If the voter distribution is sufficiently highly polarized, the condition becomes impossible to satisfy. In this hyper-polarized regime, the exclusion zone of IRV actually flips, and it becomes the case that IRV cannot elect moderate candidates over extreme ones.

First, we present the general moderating effect of IRV for symmetric voter distributions.

**Theorem 4.** (*General combinatorial moderation for IRV.*) *Let  $f$  be symmetric over  $[0, 1]$  with cdf  $F$  and let  $c \in (0, 1/2)$ . If for all  $x \in [c, 1/2]$ ,*

$$F\left(\frac{x + 1 - c}{2}\right) - F\left(\frac{c + x}{2}\right) > 1/3, \quad (6)$$

*then if there is at least one candidate in  $[c, 1 - c]$ , the IRV winner must be in  $[c, 1 - c]$ .*

*Proof.* Suppose there is at least one candidate in  $[0, c]$ , at least one candidate in  $(1 - c, 1]$ , and exactly one candidate  $x$  in  $[c, 1 - c]$  (if there no candidates in the left or right extremes, then  $x$  immediately wins by majority). Assume without loss of generality that  $x \leq 1/2$ . Candidate  $x$ ’s votes are minimized when there are candidates at  $c - \epsilon$  and  $1 - c + \epsilon$ . The number of votes  $x$  has is then

$$v(x) = F\left(\frac{x + 1 - c + \epsilon}{2}\right) - F\left(\frac{c - \epsilon + x}{2}\right).$$

If Condition (6) is satisfied, then then we can increase the left hand side of (6) to find

$$v(x) = F\left(\frac{x + 1 - c + \epsilon}{2}\right) - F\left(\frac{c - \epsilon + x}{2}\right) > 1/3.$$

Thus  $x$  cannot be eliminated next, since there is a candidate with fewer votes than  $x$ . The IRV winner must therefore be in  $[c, 1 - c]$  by the same argument as in Theorem 1.  $\square$

We now consider two cases where Condition (6) can be greatly simplified: when voter distribution is moderate ( $f$  increases over  $[0, 1/2]$ ; Theorem 5) and when voters are polarized ( $f$  decreases over  $[0, 1/2]$  but  $F^{-1}(1/3) > 1/4$ ; Theorem 6). The proofs in these cases follow the same structure, but differ in where moderate candidates are easiest to squeeze out (nearer or farther from  $1/2$ ). Proofs can be found in Appendix B. As another note, just as with Corollary 1, we immediately see from Theorem 4 (and the special cases below) that IRV has a probabilistic moderating effect with symmetric voter and candidate distributions (as long as they place positive mass on  $[c, 1 - c]$ ): as the number of candidates goes to infinity, the probability that the winner comes from  $[c, 1 - c]$  goes to 1.

**Theorem 5.** (*Moderate voter distribution.*) *Let  $f$  be symmetric over  $[0, 1]$  and non-decreasing over  $[0, 1/2]$ . For any  $c \leq F^{-1}(1/6)$ , if there is a candidate in  $[c, 1 - c]$ , then the IRV winner is in  $[c, 1 - c]$ .*

**Theorem 6.** (*Polarized voter distribution.*) *Let  $f$  be symmetric over  $[0, 1]$  and non-increasing over  $[0, 1/2]$ . For any  $c \leq 2(F^{-1}(1/3) - 1/4)$ , if there is a candidate in  $[c, 1 - c]$ , then the IRV winner is in  $[c, 1 - c]$ .*

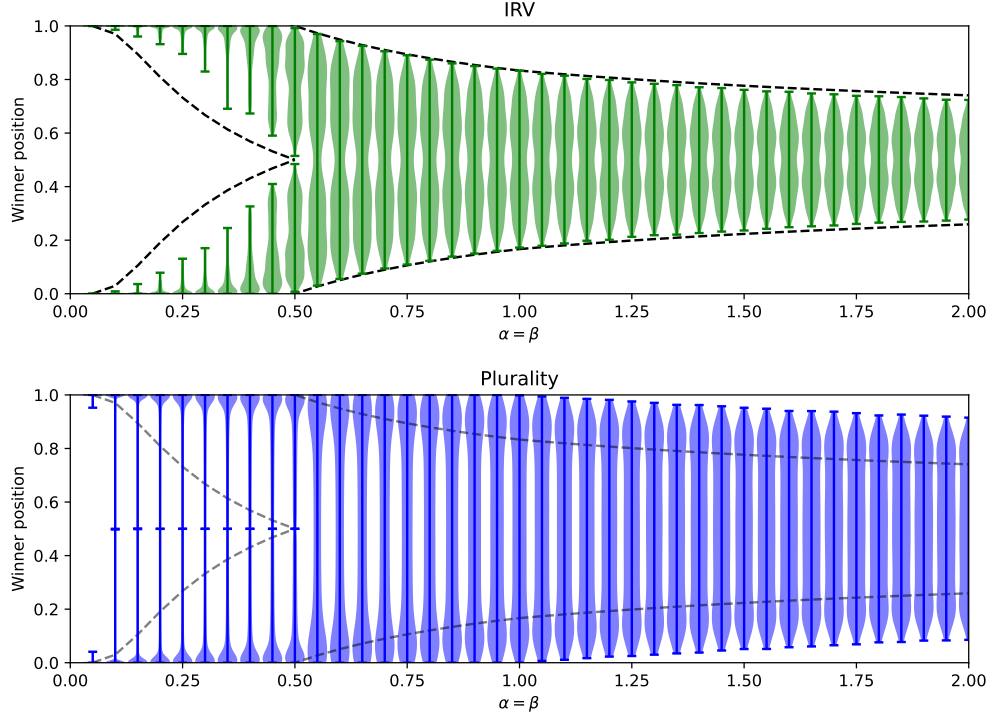


Figure 4: IRV (top) and plurality (bottom) winner positions with  $\text{Beta}(\alpha, \alpha)$ -distributed voters and candidates. The violin plots show empirical distributions from 100,000 simulation trials with  $k = 30$  candidates at each  $\alpha$  value, with whiskers marking extrema. The dashed lines for  $\alpha \geq 1$  show the bound from Theorem 5. The dashed lines for  $1/2 \leq \alpha \leq 1$  show the bound from Theorem 6. Finally, the dashed lines for  $0 \leq \alpha \leq 1/2$  show the bound from Theorem 7. As long as voters are not too polarized, IRV prevents extreme candidates from winning. Plurality, on the other hand, allows arbitrarily extreme candidates to win for  $\alpha = 1$ .

The uniform distribution is the unique distribution whose density function is both non-increasing and non-decreasing over  $[0, 1/2]$ . Indeed, for uniform  $F(x) = x$ ,  $1/6 = 2(F^{-1}(1/3) - 1/4) = F^{-1}(1/6)$ . Note that for polarized voter distributions, if  $F^{-1}(1/3) < 1/4$  (i.e., more than  $1/3$  over voters are left of  $1/4$ ), then Theorem 6 vacuously says that the IRV winner will be in  $[0, 1]$ . In such hyper-polarized cases, we can prove that IRV cannot elect moderates if both extremes are represented.

**Theorem 7.** (*Hyper-polarized voter distribution.*) Let  $f$  be symmetric over  $[0, 1]$ . For any  $c \geq 2F^{-1}(1/3)$ , if there is at least one candidate in  $[0, c]$  and at least one candidate in  $[1 - c, 1]$ , then the IRV winner must be in  $[0, c]$  or  $[1 - c, 1]$ .

Note that Theorem 7 is only nontrivial when  $F^{-1}(1/3) < 1/4$ ; otherwise, the claim vacuously states that the IRV winner will be in  $[0, 1]$ .

We saw in Theorem 2 that plurality has no exclusion zones for uniform voters. We now show that plurality has no exclusion zones regardless of the voter distribution (given mild continuity and positivity conditions), except the points 0 and 1. The proof can be found in Appendix B.

**Theorem 8.** (*No combinatorial moderation for plurality.*) Let  $f$  be continuous and strictly positive over  $(0, 1)$ . Given any set of  $\kappa \geq 1$  distinct candidate positions  $x_1, \dots, x_\kappa$  with  $x_1 \notin \{0, 1\}$ , there exists a configuration of  $k \geq \kappa$  candidates (including  $x_1, \dots, x_\kappa$ ) such that the candidate at  $x_1$  wins under plurality. If  $x_1 \in \{0, 1\}$ , then there exist voter distributions where  $x_1$  cannot win under plurality.

Figure 4 provides illustrations to accompany Theorems 5 to 8, showing empirical IRV and plurality

winner positions when voters (and  $k = 20$  candidates) are distributed according to symmetric  $\text{Beta}(\alpha, \alpha)$  distributions. This family of Beta distributions is polarized for  $\alpha < 1$ , uniform for  $\alpha = 1$ , and moderate for  $\alpha > 1$ . Theorem 5 thus applies for  $\alpha \geq 1$ . The crossover point between Theorem 6 and Theorem 7 occurs at  $\alpha = 1/2$  (i.e., for  $\text{Beta}(1/2, 1/2)$ ,  $F^{-1}(1/3) = 1/4$ ). Figure 4 also visualizes the positions of plurality winners for these voter distributions, consistent with our analysis of plurality in Theorem 8.

Finally, we revisit the existing moderating effect result of Grofman and Feld with single-peaked voters and strengthen it in the symmetric 1-Euclidean case. Recall that 1-Euclidean preferences are always single-peaked, but most sets of single-peaked preferences are not 1-Euclidean. That is, we make a stronger assumption on voter preferences and thus derive a stronger result. Grofman and Feld [22] proved that when voters have single-peaked preferences over  $k \leq 4$  candidates, if plurality elects the median candidate, so does IRV. The *median candidate* here is defined as the candidate most preferred by the median voter (with single-peaked preferences, this is the Condorcet winner [3]). With symmetric 1-Euclidean voters, the median candidate is the candidate closest to  $1/2$  (i.e., the most moderate candidate). Thus, applying the result of Grofman and Feld directly to the symmetric 1-Euclidean voter setting, we know for  $k \leq 4$  that whenever plurality elects the most moderate candidate, IRV does too. In the symmetric 1-Euclidean setting, we can strengthen this theorem to consider what happens when plurality does not elect the most moderate candidate. Note that this result holds for any symmetric voter distribution.

**Theorem 9.** *For  $k \leq 4$  with symmetric 1-Euclidean voters, the IRV winner cannot be more extreme than the plurality winner (if no ties occur). For  $k \geq 5$ , the IRV winner can be more extreme than the plurality winner.*

*Proof.* The  $k = 1$  and  $k = 2$  cases are trivial, since IRV and plurality are identical when  $k < 3$ .

For  $k = 3$ , suppose for a contradiction that the plurality winner  $P$  is more moderate than the IRV winner  $I$  (call the third candidate  $E$ ). Under IRV, the first candidate eliminated can't be  $I$  (since they win under IRV) and can't be  $P$  (since they have the most first-place votes), so it must be  $E$ . In the second round of IRV, we are then left with a two-candidate plurality election between  $I$  and  $P$ . Since voters are symmetrically distributed, the more moderate of  $I$  and  $P$  thus wins under IRV, which is  $P$ . Contradiction!

For  $k = 4$ , suppose again for a contradiction that the IRV winner  $I$  is more extreme than the plurality winner  $P$ . As before, neither can be the first eliminated. Call the first candidate eliminated  $E$  and the fourth candidate  $F$ . Since  $P$  is more moderate than  $I$ , the final IRV round cannot be between  $P$  and  $I$ , or else  $P$  would win, contradicting that  $I$  is the IRV winner. Thus, the final round must be between  $I$  and  $F$ .  $P$  must then be the second eliminated after  $E$ . However,  $P$  has more votes than both  $I$  and  $F$  in the first round. To be eliminated second, the elimination of  $E$  must cause  $I$  and  $F$  to overtake  $P$ . To redistribute votes to both  $I$  and  $F$ ,  $E$  must be directly between them, with  $P$  off to one side of the  $I, E, F$  group. Consider two cases: (1)  $P$  is adjacent to  $I$ . Since  $P$  is more moderate than  $I$ , it must get all of the votes on the side of opposite the  $I, E, F$  group (either  $[1, 0.5]$  or  $[0.5, 1]$ ), which means it has a majority—contradicting that  $I$  is the IRV winner. (2)  $P$  is adjacent to  $F$ . But then  $F$  is more moderate than  $I$ , so  $I$  cannot win in the final round—contradicting that it is the IRV winner.

For  $k \geq 5$ , place candidates at  $\epsilon, 1/5, 1/2, 4/5$ , and  $1$  for small  $\epsilon$  (for instance  $\epsilon \leq 0.01$  works; additional candidates can be packed into  $[0, \epsilon]$ ). Note that the candidate at  $1/2$  is the plurality winner, with  $3/10$  votes. The candidates in  $[0, \epsilon]$  are eliminated first under IRV, followed by the candidates at  $1$  and  $\epsilon$ . At this point, the candidates at  $1/5$  and  $4/5$  have more votes than the candidate at  $1/2$ , who is eliminated. The IRV winner is then either at  $1/5$  or  $4/5$ .  $\square$

See Figure 5 in Appendix D for simulation results demonstrating Theorem 9. All simulation code and results are available at <https://github.com/tomlinsonk/irv-moderation>.

## 4 Discussion

We began by considering a contrast between IRV and plurality voting when the positions of voters and candidates are drawn from the uniform distribution on the unit interval: in this case, IRV (unlike plurality)

has a moderating effect, with the probability that the winner comes from the interval  $[1/6, 5/6]$  converging to 1 as the number of candidates goes to infinity. This moderating effect continues to hold (with proper sub-intervals different from  $[1/6, 5/6]$ ) even as the distribution of voters and candidates becomes more polarized, with an increasing amount of probability mass near the endpoints of the interval, until a specific threshold of hyper-polarization is reached. Our analysis also provides methods for determining the exact distribution of winner positions in certain cases, making more fine-grained comparisons between IRV and plurality possible.

It would be interesting to consider extensions of our work in a number of directions, and here we highlight three of these. First, we did not consider strategic analyses (e.g., of Nash equilibria), and were instead motivated by bounded rationality [2] and a need to better understand the underlying voting system, focusing on the non-strategic setting where candidate positions are fixed. For instance, how might candidates behave strategically given an understanding of IRV exclusion zones or the winner position distribution of IRV? Behavioral evidence for bounded rationality indicates that people tend to operate at a low strategic depth [39, 7, 33]. In this framework, level-0 players act randomly, level-1 players calculate best responses to level-0 players, and so on. Our analysis therefore corresponds to level-0 strategic reasoning, and can be used as a starting point for analysis of higher-order strategy.

Second, we modeled voting populations as symmetric continuous distributions in one dimension, with preferences arising strictly from distances in this dimension. Considering higher-dimensional preference spaces would also be a natural extension of our analysis. Does IRV exhibit exclusion zones in two, three, or more dimensions? Asymmetric voter distributions would also be valuable to consider, although the notion of a *moderate* may need to be revisited in this case (perhaps based on the median voter). Using the same squeezing argument, IRV should also exhibit exclusion zones with asymmetric voter distributions, although their forms may not be as tidy as the ones we derive. Other possible extensions include non-linear voter preferences (for instance, where a voter ranks all candidates on their right before all candidates on their left, regardless of distance), probabilistic voting, and voter abstention. Practical considerations of IRV could also be taken into account; for instance, real-world elections often ask for top-truncated preferences rather than full rankings, which can affect the outcome [40]. Does IRV with truncated ballots still exhibit a moderating effect?

Finally, as we noted earlier, there are voting systems that always select the most moderate candidate with symmetric 1-Euclidean voters. This is true for any system that satisfies the Condorcet criterion, selecting the Condorcet winner whenever one exists (a property that holds for the Copeland, Black, and Dodgson methods [4, 37]); it is also true for some other voting systems that do not in general satisfy the Condorcet criterion, like the Coombs rule [8, 22]. There are a variety of practical and historical reasons why these methods are not widely used for political elections. For instance, Dodgson’s method is NP-hard to compute and the Coombs rule is very sensitive to incomplete ballots, which are common in practice. As we are motivated by ongoing debates about IRV and plurality, our attention has been restricted to these voting methods. However, a broader understanding of moderating effects of voting systems would be valuable. There has been some theoretical work on moderating effects of score-based voting systems (like Borda count and approval voting) with strategic voters and candidates [12]. However, it is an open question (with some computational evidence to support it [6]) whether other voting systems like Borda count exert a moderating effect in the setting we study, with fixed voter and candidate distributions.

## Acknowledgments

This work was supported in part by an Army Research Office Multidisciplinary University Research Initiative (MURI), a Simons Investigator Award, a Simons Collaboration grant, a grant from the MacArthur Foundation, the Koret Foundation, and the National Science Foundation Faculty Early Career Development Program (CAREER) Award #2143176.

## References

- [1] N. Atkinson and S. C. Ganz. The flaw in ranked-choice voting: rewarding extremists. *The Hill*, 2022.
- [2] J. Bendor, D. Diermeier, D. A. Siegel, and M. Ting. A behavioral theory of elections. In *A Behavioral Theory of Elections*. Princeton University Press, 2011.
- [3] D. Black. On the rationale of group decision-making. *Journal of Political Economy*, 56(1):23–34, 1948.
- [4] D. Black. *The theory of committees and elections*. Springer, 1958.
- [5] M. Bordignon, T. Nannicini, and G. Tabellini. Moderating political extremism: single round versus runoff elections under plurality rule. *American Economic Review*, 106(8):2349–70, 2016.
- [6] J. R. Chamberlin and M. D. Cohen. Toward applicable social choice theory: A comparison of social choice functions under spatial model assumptions. *American Political Science Review*, 72(4):1341–1356, 1978.
- [7] A. M. Colman. Depth of strategic reasoning in games. *Trends in Cognitive Sciences*, 7(1):2–4, 2003.
- [8] C. H. Coombs. *A theory of data*. Wiley, 1964.
- [9] D. A. Darling. On a class of problems related to the random division of an interval. *The Annals of Mathematical Statistics*, pages 239–253, 1953.
- [10] H. Dean. How to move beyond the two-party system. *The New York Times*, October 7 2016.
- [11] D. DellaPosta, Y. Shi, and M. Macy. Why do liberals drink lattes? *American Journal of Sociology*, 120(5):1473–1511, 2015.
- [12] A. Dellis. Would letting people vote for multiple candidates yield policy moderation? *Journal of Economic Theory*, 144(2):772–801, 2009.
- [13] P. M. DeMarzo, D. Vayanos, and J. Zwiebel. Persuasion bias, social influence, and unidimensional opinions. *The Quarterly Journal of Economics*, 118(3):909–968, 2003.
- [14] L. Diamond. The second-most important vote on Nov. 8. *Foreign Policy*, October 13 2016.
- [15] T. Donovan, C. Tolbert, and K. Gracey. Campaign civility under preferential and plurality voting. *Electoral Studies*, 42:157–163, 2016.
- [16] A. Downs. *An economic theory of democracy*. Harper & Row, 1957.
- [17] D. Drinen, K. G. Kennedy, and W. M. Priestley. An optimization problem with a surprisingly simple solution. *The American Mathematical Monthly*, 116(4):328–341, 2009.
- [18] E. Elkind, M. Lackner, and D. Peters. Structured preferences. In *Trends in Computational Social Choice*, pages 187–207. AI Access, 2017.
- [19] J. Fraenkel and B. Grofman. A neo-Downsian model of the alternative vote as a mechanism for mitigating ethnic conflict in plural societies. *Public Choice*, pages 487–506, 2004.
- [20] J. Fraenkel and B. Grofman. Does the alternative vote foster moderation in ethnically divided societies? the case of Fiji. *Comparative Political Studies*, 39(5):623–651, 2006.
- [21] J. Fraenkel and B. Grofman. The failure of the alternative vote as a tool for ethnic moderation in Fiji: A rejoinder to Horowitz. *Comparative Political Studies*, 39(5):663–666, 2006.
- [22] B. Grofman and S. L. Feld. If you like the alternative vote (aka the instant runoff), then you ought to know about the Coombs rule. *Electoral Studies*, 23(4):641–659, 2004.

- [23] L. Holst. On the lengths of the pieces of a stick broken at random. *Journal of Applied Probability*, 17(3):623–634, 1980.
- [24] D. L. Horowitz. Strategy takes a holiday: Fraenkel and Grofman on the alternative vote. *Comparative Political Studies*, 39(5):652–662, 2006.
- [25] D. L. Horowitz. Where have all the parties gone? Fraenkel and Grofman on the alternative vote—yet again. *Public Choice*, 133(1):13–23, 2007.
- [26] H. Hotelling. Stability in competition. *The Economic Journal*, 39(153):41–57, 1929.
- [27] S. John and A. Douglas. Candidate civility and voter engagement in seven cities with ranked choice voting. *National Civic Review*, 106(1):25–29, 2017.
- [28] M. Kropf. Using campaign communications to analyze civility in ranked choice voting elections. *Politics and Governance*, 9(2):280–292, 2021.
- [29] G. C. Layman, T. M. Carsey, and J. M. Horowitz. Party polarization in american politics. *Annual Review of Political Science*, 9:83–110, 2006.
- [30] A. J. McGann, B. Grofman, and W. Koetzle. Why party leaders are more extreme than their members: Modeling sequential elimination elections in the US House of Representatives. *Public Choice*, 113(3-4):337–356, 2002.
- [31] S. Merrill III. A comparison of efficiency of multicandidate electoral systems. *American Journal of Political Science*, pages 23–48, 1984.
- [32] P. Mitchell. The single transferable vote and ethnic conflict: the evidence from Northern Ireland. *Electoral Studies*, 33:246–257, 2014.
- [33] Y. Ohtsubo and A. Rapoport. Depth of reasoning in strategic form games. *The Journal of Socio-Economics*, 35(1):31–47, 2006.
- [34] K. T. Poole and H. Rosenthal. The polarization of american politics. *The Journal of Politics*, 46(4):1061–1079, 1984.
- [35] K. T. Poole and H. Rosenthal. Patterns of congressional voting. *American Journal of Political Science*, pages 228–278, 1991.
- [36] B. Reilly. Centripetalism and electoral moderation in established democracies. *Nationalism and Ethnic Politics*, 24(2):201–221, 2018.
- [37] J. Richelson. A comparative analysis of social choice functions. *Behavioral science*, 20(5):331–337, 1975.
- [38] A.-M. Slaughter. How to fix polarization: Ranked choice voting. Politico, 2019.
- [39] D. O. Stahl and P. W. Wilson. On players’ models of other players: Theory and experimental evidence. *Games and Economic Behavior*, 10(1):218–254, 1995.
- [40] K. Tomlinson, J. Ugander, and J. Kleinberg. Ballot length in instant runoff voting. In *Proceedings of the 37th AAAI Conference on Artificial Intelligence*, 2023.
- [41] S. S.-H. Wang, J. Cervas, B. Grofman, and K. Lipsitz. A systems framework for remedying dysfunction in us democracy. *Proceedings of the National Academy of Sciences*, 118(50):e2102154118, 2021.
- [42] S. Waxman. Ranked-choice voting is not the solution. *Democracy*, November 3 2016.

## A Quotes about IRV Moderation

In this section, we include some quotes indicating that moderating effects of IRV are an often-invoked argument in policy debates, suggesting the existence of a folk theory which we formalize in this work. Recall that IRV is commonly referred to as ranked-choice voting in United States.

Table 1: Quotes for and against a moderating effect of IRV

---

*[Under ranked-choice voting,] voters can support their favorites while still voting effectively against their least favorite. Having more competition encourages better dialogue on issues. Civility is substantially improved. Needing to reach out to more voters leads candidates to reduce personal attacks and govern more inclusively.*

—Howard Dean, former Governor of Vermont [10]

*We need an electoral system that breaks the current stranglehold of the two-party monopoly, one that would allow voters to choose between a much more nuanced range of positions than “extreme” versus “moderate,” would allow third-party candidates to run without being spoilers and would encourage more civil campaigning and political discourse. The solution is to adopt ranked-choice voting for all state and federal elections [...] We need [...] reforms that will allow the American people to reassert our power over a party system that is badly broken and compel candidates to appeal to a far broader swathe of us than a narrow “base.”*

—Anne-Marie Slaughter, CEO of New America [38]

*Quite to the contrary, [ranked-choice voting] may give life to more strident candidates, hoping to siphon first-place ballots from extreme voters who will give second preference to whichever major party is closest to them. This could result in more comity between the major-party candidates, as fringier competitors blot the airwaves with attacks. Or it might produce strategic coalitions sniping at each other, leaving us effectively back where we started.*

—Simon Waxman, former managing editor at Boston Review [42]

*However, ranked-choice voting makes it more difficult to elect moderate candidates when the electorate is polarized. For example, in a three-person race, the moderate candidate may be preferred to each of the more extreme candidates by a majority of voters. However, voters with far-left and far-right views will rank the candidate in second place rather than in first place. Since ranked-choice voting counts only the number of first-choice votes (among the remaining candidates), the moderate candidate would be eliminated in the first round, leaving one of the extreme candidates to be declared the winner. [...] The ranked-choice system that is being used around the country to conduct elections with more than two candidates is biased towards extreme candidates and away from moderate ones.*

—Nathan Atkinson, Assistant Professor at University of Wisconsin Law School, and Scott C. Ganz, Associate Teaching Professor at Georgetown University) [1]

---

## B Additional proofs

Since Theorem 3 relies on Lemma 1, we first prove Lemma 1.

*Proof of Lemma 1.* For notational simplicity, define  $n = k + 1$  to be the number of gaps between candidates (including the leftmost and rightmost gaps bounded by 0 and 1) and let  $S_1, \dots, S_n$  be the sizes of the gaps. Additionally, let  $X_1, \dots, X_n$  be i.i.d. exponential random variables with mean 1 and let  $T_n = \sum_{i=1}^n X_i$  be their sum. We then have  $S_i = X_i/T_n$  [23] and  $T_n$  is independent of each  $S_i$  (the  $S_i$  are not independent, however). Since voters are uniform, the vote counts are  $S_1 + S_2/2$  for the leftmost candidate and  $(S_i + S_{i+1})/2$

for the  $i$ th candidate for  $i = 2, \dots, n-2$ . For the rightmost candidate, we introduce an alternative indexing to avoid a subscript dependent on  $n$ . Let  $S_r$  and  $S_{r'}$  be the rightmost and second-rightmost gaps, respectively, so that the rightmost candidate's vote count is  $S_{r'}/2 + S_r$  (ditto for  $X_r$  and  $X_{r'}$ ). We then have

$$\begin{aligned} S_1 + S_2/2 &= \frac{1}{T_n}(X_1 + X_2/2), \\ (S_i + S_{i+1})/2 &= \frac{1}{T_n}(X_i + X_{i+1})/2, \\ S_{r'}/2 + S_r &= \frac{1}{T_n}(X_{r'}/2 + X_r). \end{aligned}$$

Consider the asymptotic CDF of the leftmost candidate's vote count scaled by  $n \geq 1$ :

$$\begin{aligned} \lim_{n \rightarrow \infty} \Pr(n(S_1 + S_2/2) \leq z) &= \lim_{n \rightarrow \infty} \Pr\left(\frac{n}{T_n}(X_1 + X_2/2) \leq z\right) \\ &= \lim_{n \rightarrow \infty} \Pr\left(X_1 + X_2/2 \leq \frac{T_n}{n}z\right). \end{aligned}$$

Since it is the sum of  $n$  independent exponential RVs with mean 1,  $T_n$  has a  $\text{Gamma}(n, 1)$  distribution [23], so it has variance  $n$  and expectation  $n$ . Thus,  $\text{Var}(T_n/n) = 1/n^2 \text{Var}(T_n) = 1/n$ . Since  $\text{Var}(T_n/n) \rightarrow 0$  as  $n \rightarrow \infty$  and  $\mathbb{E}[T_n/n] = 1$ , we have  $\lim_{n \rightarrow \infty} T_n/n = 1$ . This can also be seen using the Law of Large Numbers, since  $\sum_i X_i/n$  converges in probability to  $\mathbb{E}[X_i] = 1$ . Thus,

$$\lim_{n \rightarrow \infty} \Pr\left(X_1 + X_2/2 \leq \frac{T_n}{n}z\right) = \Pr(X_1 + X_2/2 \leq z).$$

Similarly for middle candidates:

$$\begin{aligned} \lim_{n \rightarrow \infty} \Pr(n(S_i + S_{i+1})/2 \leq z) &= \lim_{n \rightarrow \infty} \Pr\left(\frac{n}{T_n}(X_i + X_{i+1})/2 \leq z\right) \\ &= \lim_{n \rightarrow \infty} \Pr\left((X_i + X_{i+1})/2 \leq \frac{T_n}{n}z\right) \\ &= \Pr((X_i + X_{i+1})/2 \leq z). \end{aligned}$$

Likewise, for the rightmost candidate,

$$\begin{aligned} \lim_{n \rightarrow \infty} \Pr(n(S_{r'}/2 + S_r) \leq z) &= \lim_{n \rightarrow \infty} \Pr\left(\frac{n}{T_n}(X_{r'}/2 + X_r) \leq z\right) \\ &= \lim_{n \rightarrow \infty} \Pr\left(X_{r'}/2 + X_r \leq \frac{T_n}{n}z\right) \\ &= \Pr(X_{r'}/2 + X_r \leq z). \end{aligned}$$

Thus, the asymptotic distributions of  $n$  times the vote counts equal the distributions of the corresponding sums of exponentials RVs. This is the same idea used in proving the asymptotic distribution of the maximum gap size [23]. Now consider the distribution of the maximum vote count. Let  $V_k$  be the maximum vote count with  $k \geq 3$  candidates (and therefore  $n = k + 1$  gaps between candidates) and let  $M_k$  be the maximum corresponding exponential RV sum. As above, by LLN,  $\lim_{n \rightarrow \infty} \Pr(nV_k \leq z) = \Pr(M_k \leq z)$ . Let  $L_n = X_1 + X_2/2$ ,  $C_i = (X_i + X_{i+1})/2$ , and  $R_n = X_{n-1}/2 + X_n$ .

$$\begin{aligned} \Pr(M_k \leq z) &= \Pr(L_n \leq z, C_2 \leq z, \dots, C_{n-2} \leq z, R_n \leq z) \\ &= \Pr(L_n \leq z) \Pr(R_n \leq z \mid L_n \leq z, C_2 \leq z, \dots, C_{n-2} \leq z) \\ &\quad \cdot \prod_{i=2}^{n-2} \Pr(C_i \leq z \mid L_n \leq z, \dots, C_{i-1} \leq z). \end{aligned}$$

Then, using the facts that each  $X_i$  is independent (and thus  $C_i$  is independent of  $C_j$  for  $j > i + 1$  and  $j < i - 1$ ) and that each  $C_i$  is identically distributed, we can simplify the conditioning:

$$\begin{aligned}\Pr(M_k \leq z) &= \Pr(L_n \leq z) \Pr(C_2 \leq z \mid L_n \leq z) \Pr(R_n \leq z \mid C_{n-2} \leq z) \prod_{i=3}^{n-2} \Pr(C_i \leq z \mid C_{i-1} \leq z) \\ &= \Pr(L_n \leq z) \Pr(C_2 \leq z \mid L_n \leq z) \Pr(R_n \leq z \mid C_{n-2} \leq z) \Pr(C_i \leq z \mid C_{i-1} \leq z)^{n-4}.\end{aligned}$$

We now only have four different probabilities to compute.

1.  $\Pr(L_n \leq z) = \Pr(X_1 + X_2/2 \leq z)$ . Note that  $X_1 \sim \text{Exp}(1)$ ,  $X_2/2 \sim \text{Exp}(2)$ , and  $X_1$  and  $X_2/2$  are independent. Thus:

$$\begin{aligned}\Pr(X_1 + X_2/2 \leq z) &= \int_0^z e^{-t} \left( \int_0^{z-t} 2e^{-2s} ds \right) dt \\ &= 1 - e^{-2z} - 2e^{-z}.\end{aligned}$$

- 2.

$$\Pr(C_2 \leq z \mid L_n \leq z) = \frac{\Pr((X_2 + X_3)/2 \leq z, X_1 + X_2/2 \leq z)}{\Pr(X_1 + X_2/2 \leq z)}.$$

We already know the denominator from the previous calculation. As before,  $X_2/2$  and  $X_3/2$  are independent and  $\text{Exp}(2)$  distributed. To have  $(X_2 + X_3)/2 \leq z$  and  $X_1 + X_2/2 \leq z$ , we first need  $X_1 \leq z$ , then  $X_2/2 \leq z - X_1$ , and finally  $X_3/2 \leq z - X_2/2$ . Thus:

$$\begin{aligned}\Pr((X_2 + X_3)/2 \leq z, X_1 + X_2/2 \leq z) &= \int_0^z e^{-t} \left( \int_0^{z-t} 2e^{-2s} \left[ \int_0^{z-s} 2e^{-2r} dr \right] ds \right) dt \\ &= 1 - 2e^{-3z} + 3e^{-2z} - 2e^{-z} - 2e^{-2z}z.\end{aligned}$$

So,

$$\begin{aligned}\Pr(C_2 \leq z \mid L_n \leq z) &= \frac{1 - 2e^{-3z} + 3e^{-2z} - 2e^{-z} - 2e^{-2z}z}{1 - e^{-2z} - 2e^{-z}} \\ &= 1 + 2e^{-z} - \frac{2(z + e^z - 4)}{e^z(e^z - 2) - 1}.\end{aligned}$$

- 3.

$$\Pr(C_i \leq z \mid C_{i-1} \leq z) = \frac{\Pr((X_i + X_{i+1})/2 \leq z, (X_{i-1} + X_i)/2 \leq z)}{\Pr((X_{i-1} + X_i)/2 \leq z)}.$$

First, consider the denominator:

$$\begin{aligned}\Pr((X_{i-1} + X_i)/2 \leq z) &= \int_0^z 2e^{-2t} \left( \int_0^{z-t} 2e^{-2s} ds \right) dt \\ &= 1 - e^{-2z}(1 + 2z).\end{aligned}$$

Now, the numerator. First, we'll require  $X_{i-1}/2 \leq z$ , then  $X_i/2 \leq z - X_{i-1}/2$ , then  $X_{i+1}/2 \leq z - X_i/2$ :

$$\begin{aligned}\Pr((X_i + X_{i+1})/2 \leq z, (X_{i-1} + X_i)/2 \leq z) &= \int_0^z 2e^{-2t} \left( \int_0^{z-t} 2e^{-2s} \left[ \int_0^{z-s} 2e^{-2r} dr \right] ds \right) dt \\ &= 1 - e^{-4z} - 4e^{-2z}z.\end{aligned}$$

Thus,

$$\Pr(C_i \leq z \mid C_{i-1} \leq z) = \frac{1 - e^{-4z} - 4e^{-2z}z}{1 - e^{-2z}(1 + 2z)}.$$

4.

$$\Pr(R_n \leq z \mid C_{n-2} \leq z) = \frac{\Pr(X_{n-1}/2 + X_n \leq z, (X_{n-2} + X_{n-1})/2 \leq z)}{\Pr((X_{n-2} + X_{n-1})/2 \leq z)}$$

We already know the denominator from the previous step. We also know the numerator, by symmetry with the numerator in step 2. Thus:

$$\Pr(R_n \leq z \mid C_{n-2} \leq z) = \frac{1 - 2e^{-3z} + 3e^{-2z} - 2e^{-z} - 2e^{-2z}z}{1 - e^{-2z}(1 + 2z)}.$$

Putting the four pieces together and simplifying:

$$\begin{aligned} \Pr(M_k \leq z) &= (1 - e^{-2z} - 2e^{-z}) \left( \frac{1 - 2e^{-3z} + 3e^{-2z} - 2e^{-z} - 2e^{-2z}z}{1 - e^{-2z}(1 + 2z)} \right) \\ &\quad \cdot \left( 1 + 2e^{-z} - \frac{2(z + e^z - 4)}{e^z(e^z - 2) - 1} \right) \left( \frac{1 - e^{-4z} - 4e^{-2z}z}{1 - e^{-2z}(1 + 2z)} \right)^{n-4} \\ &= \frac{e^{-4z}(-2 + e^z(3 + e^z(-2 + e^z) - 2z))^2}{-1 + e^{2z} - 2z} \left( \frac{1 - e^{-4z} - 4e^{-2z}z}{1 - e^{-2z}(1 + 2z)} \right)^{n-4}. \end{aligned} \quad (*)$$

We want to take the limit of  $(*)$  as  $n \rightarrow \infty$ . We'll focus on the second part first, since the limit of a product is the product of the limits (as we will see, both limits are well-defined). Define

$$\ell(z) = \lim_{n \rightarrow \infty} \left( \frac{1 - e^{-4z} - 4e^{-2z}z}{1 - e^{-2z}(1 + 2z)} \right)^{n-4}.$$

Take the log to handle the exponent:

$$\begin{aligned} \log \ell(z) &= \lim_{n \rightarrow \infty} (n - 4) \log \left( \frac{1 - e^{-4z} - 4e^{-2z}z}{1 - e^{-2z}(1 + 2z)} \right) \\ &= \lim_{n \rightarrow \infty} [(n - 4) \log (1 - e^{-4z} - 4e^{-2z}z) - (n - 4) \log (1 - e^{-2z}(1 + 2z))]. \end{aligned}$$

Now we'll split the limit into its two terms and plug in  $(\log n + \log \log n + x)/2$  for  $z$  in  $\ell(z)$ . The first term:

$$\begin{aligned} &\lim_{n \rightarrow \infty} (n - 4) \log \left( 1 - e^{-4(\log n + \log \log n + x)/2} - 4e^{-2(\log n + \log \log n + x)/2}(\log n + \log \log n + x)/2 \right) \\ &= \lim_{n \rightarrow \infty} (n - 4) \log \left( 1 - e^{-2x} n^{-2} \log^{-2} n - 2e^{-x} n^{-1} \log^{-1} n (\log n + \log \log n + x) \right) \\ &= \lim_{n \rightarrow \infty} -(n - 4)^2 \frac{d}{dn} \log \left( 1 - e^{-2x} n^{-2} \log^{-2} n - 2e^{-x} n^{-1} \log^{-1} n (\log n + \log \log n + x) \right) \\ &= \lim_{n \rightarrow \infty} -(n - 4)^2 \frac{2e^x n \log n (\log n + 1) (\log n + \log \log n + x - 1) + 2 \log n + 2}{e^x n^2 \log^2 n (e^x n \log n - 2 \log n - 2 \log \log n - 2x) - n \log n} \\ &= \lim_{n \rightarrow \infty} \frac{-2e^x n^3 \log^3 n - O(n^3 \log^2 n)}{e^{2x} n^3 \log^3 n - O(n^2 \log^3 n)} \\ &= -2e^{-x}. \end{aligned}$$

Plugging  $(\log n + \log \log n + x)/2$  into the second term:

$$\begin{aligned}
& \lim_{n \rightarrow \infty} (n-4) \log \left( 1 - e^{-2((\log n + \log \log n + x)/2)} (1 + 2((\log n + \log \log n + x)/2)) \right) \\
&= \lim_{n \rightarrow \infty} -(n-4)^2 \frac{d}{dn} \log \left( 1 - e^{-x} n^{-1} \log^{-1} n (1 + \log n + \log \log n + x) \right) \\
&= \lim_{n \rightarrow \infty} (n-4)^2 \frac{(\log n + 1)(\log n + \log \log n + x)}{n \log n (-e^x n \log n + \log n + \log \log n + x + 1)} \\
&= \lim_{n \rightarrow \infty} \frac{n^2 \log^2 n + O(n^2 \log n \log \log n)}{-e^x n^2 \log n + O(n \log^2 n)} \\
&= -e^{-x},
\end{aligned}$$

where splitting the limit is allowed because both limits are finite. Thus,

$$\begin{aligned}
\log \ell((\log n + \log \log n + x)/2) &= -2e^{-x} - (-e^{-x}) \\
&= -e^{-x}.
\end{aligned}$$

We then have  $\ell((\log n + \log \log n + x)/2) = e^{-e^{-x}}$ . Going back to the first part of (\*) (recall that we are plugging in  $z = (\log n + \log \log n + x)/2$ ),

$$\begin{aligned}
\lim_{n \rightarrow \infty} \frac{e^{-4z}(-2 + e^z(3 + e^z(-2 + e^z) - 2z))^2}{-1 + e^{2z} - 2z} &= \lim_{z \rightarrow \infty} \frac{e^{-4z}(-2 + e^z(3 + e^z(-2 + e^z) - 2z))^2}{-1 + e^{2z} - 2z} \\
&= \lim_{z \rightarrow \infty} \frac{e^{2z} - O(e^z)}{e^{2z} - O(z)} \\
&= 1.
\end{aligned}$$

Combining these findings gives us the limits of (\*) as  $n \rightarrow \infty$ , again plugging in  $z = (\log n + \log \log n + x)/2$  and using the results above,

$$\lim_{n \rightarrow \infty} \Pr \left( M_k \leq \frac{\log n + \log \log n + x}{2} \right) = e^{-e^{-x}}.$$

As we saw at the beginning of the proof, to convert from the max sum of exponential RVs to the max plurality vote share (in the limit), we simply multiply by  $n$ . We can additionally convert back to  $k+1 = n$  to prove the claim:

$$\begin{aligned}
e^{-e^{-x}} &= \lim_{n \rightarrow \infty} \Pr \left( M_k \leq \frac{\log n + \log \log n + x}{2} \right) \\
&= \lim_{n \rightarrow \infty} \Pr \left( nV_k \leq \frac{\log n + \log \log n + x}{2} \right) \\
&= \lim_{k \rightarrow \infty} \Pr \left( V_k \leq \frac{\log(k+1) + \log \log(k+1) + x}{2(k+1)} \right).
\end{aligned}$$

□

Since  $e^{-e^{-x}} \rightarrow 1$  and  $e^{-e^x} \rightarrow 0$  as  $x \rightarrow \infty$ , we immediately have the following corollary of Lemma 1.

**Corollary 2.** *For any function  $g(k)$  with  $\lim_{k \rightarrow \infty} g(k) = \infty$ ,*

$$\lim_{k \rightarrow \infty} \Pr \left( \frac{\log(k+1) + \log \log(k+1) - g(k)}{2(k+1)} \leq V_k \leq \frac{\log(k+1) + \log \log(k+1) + g(k)}{2(k+1)} \right) = 1.$$

Intuitively, Corollary 2 states that the asymptotic winning plurality vote share is almost exactly  $\frac{\log(k+1) + \log \log(k+1)}{2(k+1)}$  with probability 1. We now provide several useful lemmas before proving Theorem 3.

**Lemma 2.** Let  $V_k$  be the maximum vote share of  $k$  uniform random candidates over  $[0, 1]$ . If  $k' \geq k$ , then  $\Pr(V_{k'} \leq v) \geq \Pr(V_k \leq v)$ .

*Proof.* First, if  $k = k'$ , then the claim is vacuously true. So, suppose  $k' > k$ . Let  $x_1, \dots, x_k$  be the positions of  $k$  candidates and let  $1_{V_k \leq v}(x_1, \dots, x_k)$  be the indicator function that the maximum vote share among candidates at  $x_1, \dots, x_k$  is at most  $v$ . Notice that if we add more candidates to a collection of  $k$  candidates, we can only decrease the maximum vote share. Thus,  $1_{V_k \leq v}(x_1, \dots, x_k) \leq 1_{V_{k'} \leq v}(x_1, \dots, x_k, \dots, x_{k'})$ . We then have:

$$\begin{aligned} \Pr(V_{k'} \leq x) &= \int_0^1 \cdots \int_0^1 1_{V_{k'} \leq v}(x_1, \dots, x_k, \dots, x_{k'}) dx_{k'} \dots dx_k \dots dx_1 \\ &\geq \int_0^1 \cdots \int_0^1 1_{V_k \leq v}(x_1, \dots, x_k) dx_{k'} \dots dx_k \dots dx_1 \\ &= \int_0^1 \cdots \int_0^1 1_{V_k \leq v}(x_1, \dots, x_k) \left( \int_0^1 \cdots \int_0^1 dx_{k'} \dots dx_{k+1} \right) dx_k \dots dx_1 \\ &= \int_0^1 \cdots \int_0^1 1_{V_k \leq v}(x_1, \dots, x_k) dx_k \dots dx_1 \\ &= \Pr(V_k \leq x). \end{aligned}$$

□

**Lemma 3.** Fix  $0 \leq y < 1$ . Sample  $k$  points  $X_1, \dots, X_k$  uniformly at random in  $[0, 1]$  and let  $X_y$  be closest sampled point to  $y$  on its right side (or 1 if no such point exists). As  $k \rightarrow \infty$ , the gap between  $y$  and  $X_y$  is not asymptotically larger than  $1/k$ . That is, for any function  $f$  with  $\lim_{k \rightarrow \infty} f(k) = \infty$  and  $\lim_{k \rightarrow \infty} f(k)/k = 0$ ,

$$\lim_{k \rightarrow \infty} \Pr \left( X_y - y < \frac{f(k)}{k} \right) = 1.$$

*Proof.* Note that since  $y < 1$ , as  $k \rightarrow \infty$ , there exists a point sampled right of  $y$  with probability approaching 1. In order to have  $X_y - y \geq f(k)/k$ , every random point must have fallen outside the interval  $[y, y + f(k)/k]$ , which happens with probability  $(1 - f(k)/k)^k$  (note that  $y + f(k)/k < 1$  for sufficiently large  $k$ , since  $y < 1$  and  $\lim_{k \rightarrow \infty} \frac{f(k)}{k} = 0$ ). Recall that  $\lim_{k \rightarrow \infty} (1 - c/k)^k = e^{-c}$ . Thus, for any constant  $c$

$$\begin{aligned} \lim_{k \rightarrow \infty} \Pr \left( X_y - y < \frac{f(k)}{k} \right) &> \lim_{k \rightarrow \infty} \Pr \left( X_y - y < \frac{c}{k} \right) && \text{(since } \lim_{k \rightarrow \infty} f(k) = \infty \text{)} \\ &= 1 - \lim_{k \rightarrow \infty} \Pr \left( X_y - y \geq \frac{c}{k} \right) \\ &= 1 - \lim_{k \rightarrow \infty} (1 - c/k)^k \\ &= 1 - e^{-c}. \end{aligned}$$

Note that this holds for every constant  $c$ . The only number that is  $\leq 1$  and  $> 1 - e^{-c}$  for every constant  $c$  is 1, which gives us the claim. □

**Lemma 4.** Let  $A_t$  and  $B_t$  be events with  $\lim_{t \rightarrow \infty} \Pr(A_t) = 1$  and  $\lim_{t \rightarrow \infty} \Pr(B_t) = \beta > 0$ . Then  $\lim_{t \rightarrow \infty} \Pr(A_t \mid B_t) = 1$ .

*Proof.* Using the Law of Total Probability and some basic probability facts,

$$\begin{aligned}\Pr(A_t \mid B_t) &= \frac{\Pr(A_t \cap B_t)}{\Pr(B_t)} \\ &= \frac{\Pr(B_t) - \Pr(\overline{A_t} \cap B_t)}{\Pr(B_t)} \\ &\geq 1 - \frac{\Pr(\overline{A_t})}{\Pr(B_t)}\end{aligned}$$

Thus,

$$\begin{aligned}\lim_{t \rightarrow \infty} \Pr(A_t \mid B_t) &\geq \lim_{t \rightarrow \infty} 1 - \frac{\Pr(\overline{A_t})}{\Pr(B_t)} \\ &= 1 - \frac{0}{\beta} \\ &= 1.\end{aligned}$$

We then have  $\lim_{t \rightarrow \infty} \Pr(A_t \mid B_t) = 1$ . □

Finally, we can prove Theorem 3.

*Proof of Theorem 3.* Consider the largest vote shares  $V_k^*$  and  $V_k'$  of any candidate in  $[\ell, r]$  and outside of  $[\ell, r]$ , respectively. For any  $x$ , if we have  $V_k^* > x$  while  $V_k' \leq x$ , then the winner is in  $[\ell, r]$ . Thus, for any  $x$ ,

$$\lim_{k \rightarrow \infty} \Pr(\ell \leq P_k \leq r) \geq \lim_{k \rightarrow \infty} \Pr(V_k^* > x, V_k' \leq x).$$

We will establish a lower bound on the right hand side for a carefully chosen  $x$ . We can add additional events to this intersection and only lower the probability. Let  $E_k$  be the event that the largest vote count in  $[\ell, r]$  does not belong to either the leftmost or rightmost candidate in the interval and that the largest vote count outside of  $[\ell, r]$  does not belong to the two candidates bordering the interval. Additionally, let  $N_k$  be the number of candidates in the interval  $[\ell, r]$ . Adding the events  $E_k$  and  $N_k \leq \delta k$  and breaking up the intersection of events into a product of conditionals yields:

$$\begin{aligned}&\lim_{k \rightarrow \infty} \Pr(V_k^* > x, V_k' \leq x) \\ &\geq \lim_{k \rightarrow \infty} \Pr(V_k^* > x, V_k' \leq x, E_k, N_k \leq \delta k) \\ &= \lim_{k \rightarrow \infty} \Pr(V_k^* > x, V_k' \leq x, E_k \mid N_k \leq \delta k) \Pr(N_k \leq \delta k) \\ &= \lim_{k \rightarrow \infty} \Pr(V_k^* > x, V_k' \leq x \mid E_k, N_k \leq \delta k) \Pr(N_k \leq \delta k) \Pr(E_k \mid N_k \leq \delta k) \\ &= \lim_{k \rightarrow \infty} \Pr(V_k^* > x, V_k' \leq x \mid E_k, N_k \leq \delta k) \cdot \lim_{k \rightarrow \infty} \Pr(N_k \leq \delta k) \cdot \lim_{k \rightarrow \infty} \Pr(E_k \mid N_k \leq \delta k).\end{aligned}$$

As  $k \rightarrow \infty$ ,  $N_k$  converges to a normal distribution with mean  $\delta k$  by the de Moivre–Laplace theorem. Thus,  $\lim_{k \rightarrow \infty} \Pr(N_k \leq \delta k) = 1/2$ , giving us

$$\lim_{k \rightarrow \infty} \Pr(V_k^* > x, V_k' \leq x) \geq \frac{1}{2} \lim_{k \rightarrow \infty} \Pr(V_k^* > x, V_k' \leq x \mid E_k, N_k \leq \delta k) \cdot \lim_{k \rightarrow \infty} \Pr(E_k \mid N_k \leq \delta k).$$

Next, note that  $\lim_{k \rightarrow \infty} \Pr(E_k) = 1$ , since the gaps to the left and right of these candidates are smaller than  $(\log k/100)/k$  with probability 1 by Lemma 3 and the winning voter share is larger than  $\log k/2k$  with

probability 1 by Corollary 2. We can therefore apply Lemma 4 to see that  $\lim_{k \rightarrow \infty} \Pr(E_k \mid N_k \leq \delta k) = 1$ , yielding

$$\lim_{k \rightarrow \infty} \Pr(V_k^* > x, V_k' \leq x) \geq \frac{1}{2} \lim_{k \rightarrow \infty} \Pr(V_k^* > x, V_k' \leq x \mid E_k, N_k \leq \delta k)$$

Next, having more candidates inside  $[\ell, r]$  can only decrease the max vote share in the interval by Lemma 2. Meanwhile, having fewer candidates outside  $[\ell, r]$  can only increase the max vote share outside  $[\ell, r]$ , given that the max vote share outside  $[\ell, r]$  does not belong to a candidate bordering  $[\ell, r]$  (if the max vote share did belong to a boundary candidate, we could move a candidate into  $[\ell, r]$  adjacent to the boundary and decrease the max vote share outside  $[\ell, r]$ —but this is impossible conditional on  $E_k$ ). Thus, we can pick the least advantageous  $N_k$  to get a lower bound (for simplicity, assume  $\delta k$  is an integer, although the argument also works using  $\lceil \delta k \rceil$ ):

$$\frac{1}{2} \lim_{k \rightarrow \infty} \Pr(V_k^* > x, V_k' \leq x \mid E_k, N_k \leq \delta k) \geq \frac{1}{2} \lim_{k \rightarrow \infty} \Pr(V_k^* > x, V_k' \leq x \mid E_k, N_k = \delta k).$$

Given  $E_k$  and  $N_k = \delta k$ , the positions of  $\delta k$  candidates inside  $[\ell, r]$  have no effect on the max vote shares of the  $(1 - \delta)k$  candidates outside of  $[\ell, r]$ , and vice-versa. That is, our two events of interest are independent:

$$\begin{aligned} & \frac{1}{2} \lim_{k \rightarrow \infty} \Pr(V_k^* > x, V_k' \leq x \mid E_k, N_k = \delta k) \\ &= \frac{1}{2} \lim_{k \rightarrow \infty} \Pr(V_k^* > x \mid E_k, N_k = \delta k) \Pr(V_k' \leq x \mid E_k, N_k = \delta k). \end{aligned}$$

Now, let  $U_\kappa^a$  be the largest vote share if  $\kappa$  candidates are uniformly distributed on an interval of length  $a$ . As  $\kappa \rightarrow \infty$ , the probability that the max vote share belongs to a boundary candidate goes to 0. Thus, as  $k \rightarrow \infty$ , the asymptotic max vote share in  $[\ell, r]$  is identical to the asymptotic max vote share on a separate interval of length  $\delta$  with the same number of candidates (i.e., there is a 1–1 mapping between candidate configurations, which asymptotically yield the same max vote share with probability 1):

$$\lim_{k \rightarrow \infty} \Pr(V_k^* > x \mid E_k, N_k = \delta k) = \lim_{k \rightarrow \infty} \Pr(U_{\delta k}^\delta > x).$$

We can glue together the intervals left of  $\ell$  and right of  $r$  without changing the max vote share with probability 1 as  $k \rightarrow \infty$ , since the first candidate left of  $\ell$  is  $< f(k)/k$  away from  $\ell$  with probability 1 and the right candidate right of  $r$  is also  $< f(k)/k$  away from  $r$  with probability 1 (as are the gaps on their other sides) by Lemma 3 (e.g., take  $f(k) = \log \log n / 100$ ; the max vote share is larger than  $f(k)/k$  with probability 1). Thus, the asymptotic max vote share outside of  $[\ell, r]$  as  $k \rightarrow \infty$  is identical with probability 1 to the asymptotic max vote share with the same number of candidates on an interval of size  $1 - \delta$ :

$$\lim_{k \rightarrow \infty} \Pr(V_k' \leq x \mid E_k, N_k = \delta k) = \lim_{k \rightarrow \infty} \Pr(U_{(1-\delta)k}^{1-\delta} \leq x).$$

Combining these facts about  $U_{\delta k}^\delta$  and  $U_{(1-\delta)k}^{1-\delta}$ ,

$$\begin{aligned} & \frac{1}{2} \lim_{k \rightarrow \infty} \Pr(V_k^* > x \mid E_k, N_k = \delta k) \Pr(V_k' \leq x \mid E_k, N_k = \delta k) \\ &= \frac{1}{2} \lim_{k \rightarrow \infty} \Pr(V_k^* > x \mid E_k, N_k = \delta k) \cdot \lim_{k \rightarrow \infty} \Pr(V_k' \leq x \mid E_k, N_k = \delta k) \\ &= \frac{1}{2} \lim_{k \rightarrow \infty} \Pr(U_{\delta k}^\delta > x) \cdot \lim_{k \rightarrow \infty} \Pr(U_{(1-\delta)k}^{1-\delta} \leq x) \end{aligned}$$

From this point on, we'll switch from referring to a generic  $x$  to the specific value  $x^* = \frac{\log(k+1) + \log \log(k+1)}{2(k+1)}$ . Finally, we have reached probabilities we know how to compute: we'll derive lower bounds for  $\lim_{k \rightarrow \infty} \Pr(U_{\delta k}^\delta > x^*)$  and  $\lim_{k \rightarrow \infty} \Pr(U_{(1-\delta)k}^{1-\delta} \leq x^*)$  using Lemma 1. First, consider the interval of size  $\delta$ :

$$\lim_{k \rightarrow \infty} \Pr(U_{\delta k}^\delta > x^*) = 1 - \lim_{k \rightarrow \infty} \Pr(U_{\delta k}^\delta \leq x^*).$$

We can scale the interval of size  $\delta$  up to have size 1 (scaling all vote shares by  $1/\delta$ ) and then apply Lemma 1 to find

$$\lim_{k \rightarrow \infty} \Pr \left( U_{\delta k}^\delta / \delta \leq \frac{\log(\delta k + 1) + \log \log(\delta k + 1) + x}{2(\delta k + 1)} \right) = e^{-e^{-x}}. \quad (**)$$

As a brief aside: using the concavity of  $\log$ , we have

$$\begin{aligned} & \log(k + 1) + \log \log(k + 1) \\ &= \log(k + 1) + \log(\log \delta + \log(k + 1) - \log \delta) \\ &= \log(k + 1) + \log(\log(\delta k + \delta) - \log \delta) \\ &\leq \log(k + 1) + \log(\log(\delta k + 1)) + \log(-\log \delta) \\ &= \log(k + 1) + \log \delta + \log(\log(\delta k + 1)) + \log(-\log \delta) - \log \delta \\ &= \log(\delta k + \delta) + \log(\log(\delta k + 1)) + \log(-\log \delta) - \log \delta \\ &\leq \log(\delta k + 1) + \log \log(\delta k + 1) + \log(-\log \delta) - \log \delta. \end{aligned}$$

Using these facts, we can place an upper bound on the probability of the bad event  $U_{\delta k}^\delta \leq x^*$ :

$$\begin{aligned} \lim_{k \rightarrow \infty} \Pr (U_{\delta k}^\delta \leq x^*) &= \lim_{k \rightarrow \infty} \Pr \left( U_{\delta k}^\delta \leq \frac{\log(k + 1) + \log \log(k + 1)}{2(k + 1)} \right) \\ &= \lim_{k \rightarrow \infty} \Pr \left( U_{\delta k}^\delta / \delta \leq \frac{\log(k + 1) + \log \log(k + 1)}{2(\delta k + \delta)} \right). \end{aligned}$$

To convert the denominator into the desired form  $2(\delta k + 1)$  for applying (\*\*), add 2 to both the numerator and denominator, which only increases the ratio since the denominator is larger, then shrink the denominator by  $2\delta$ . After this, use our upper bound on  $\log(k + 1) + \log \log(k + 1)$ , and finally apply (\*\*):

$$\begin{aligned} \lim_{k \rightarrow \infty} \Pr (U_{\delta k}^\delta \leq x^*) &\leq \lim_{k \rightarrow \infty} \Pr \left( U_{\delta k}^\delta / \delta \leq \frac{\log(k + 1) + \log \log(k + 1) + 2}{2(\delta k + 1)} \right) \\ &\leq \lim_{k \rightarrow \infty} \Pr \left( U_{\delta k}^\delta / \delta \leq \frac{\log(\delta k + 1) + \log \log(\delta k + 1) + \log(-\log \delta) - \log \delta + 2}{2(\delta k + 1)} \right) \\ &= e^{-e^{-\log(-\log \delta) + \log \delta - 2}} \\ &= e^{\delta / (e^2 \log \delta)}. \end{aligned}$$

We then have a lower bound on the probability of the good event:

$$\lim_{k \rightarrow \infty} \Pr (U_{\delta k}^\delta > x^*) \geq 1 - e^{\delta / (e^2 \log \delta)}.$$

Now, consider the vote shares outside the interval  $[\ell, r]$ :

$$\begin{aligned} \lim_{k \rightarrow \infty} \Pr (U_{(1-\delta)k}^{1-\delta} \leq x^*) &= \lim_{k \rightarrow \infty} \Pr \left( U_{(1-\delta)k}^{1-\delta} \leq \frac{\log(k + 1) + \log \log(k + 1)}{2(k + 1)} \right) \\ &= \lim_{k \rightarrow \infty} \Pr \left( U_{(1-\delta)k}^{1-\delta} / (1 - \delta) \leq \frac{\log(k + 1) + \log \log(k + 1)}{2((1 - \delta)k + 1 - \delta)} \right) \\ &\geq \lim_{k \rightarrow \infty} \Pr \left( U_{(1-\delta)k}^{1-\delta} / (1 - \delta) \leq \frac{\log((1 - \delta)k + 1) + \log \log((1 - \delta)k + 1)}{2((1 - \delta)k + 1)} \right) \\ &= e^{-e^{-0}} \\ &= \frac{1}{e}. \end{aligned}$$

Combining these lower bounds,

$$\begin{aligned}\lim_{k \rightarrow \infty} \Pr(\ell \leq P_k \leq r) &\geq \frac{1}{2} \lim_{k \rightarrow \infty} \Pr(U_{\delta k}^\delta > x) \Pr(U_{(1-\delta)k}^{1-\delta} \leq x) \\ &\geq \frac{1 - e^{\delta/(e^2 \log \delta)}}{2e}.\end{aligned}$$

□

*Proof of Theorem 5.* Begin the same way as in the proof of Theorem 4, minimizing  $x$ 's vote counts with candidates at  $c - \epsilon$  and  $1 - c + \epsilon$ . We thus have

$$v(x) = F\left(\frac{x + 1 - c + \epsilon}{2}\right) - F\left(\frac{c - \epsilon + x}{2}\right).$$

If  $f$  is monotonic and non-decreasing over  $[0, 1/2]$ , then  $x$  has the smallest vote share when  $x = c$ . At this edge of the interval,  $x$ 's vote count is at least

$$\begin{aligned}v(x) &\geq F\left(\frac{c + 1 - c + \epsilon}{2}\right) - F\left(\frac{c - \epsilon + c}{2}\right) \\ &= F\left(\frac{1 + \epsilon}{2}\right) - F\left(c - \frac{\epsilon}{2}\right) \\ &> F(1/2) - F(c) && (F \text{ increasing}) \\ &= 1/2 - F(c). && (\text{symmetry of } f)\end{aligned}$$

Suppose  $c \leq F^{-1}(1/6)$ . Then:

$$\begin{aligned}1/2 - F(c) &\geq 1/2 - F(F^{-1}(1/6)) \\ &= 1/2 - 1/6 \\ &= 1/3.\end{aligned}$$

Thus  $x$  cannot be eliminated next. The IRV winner must therefore be in  $[c, 1 - c]$  by the same argument as in Theorem 1. □

*Proof of Theorem 6.* As in Theorem 4, minimize  $x$ 's vote counts with candidates at  $c - \epsilon$  and  $1 - c + \epsilon$ . If  $f$  is monotonic and non-increasing over  $[0, 1/2]$ , then  $x$  has the smallest vote share when  $x = 1/2$ :

$$\begin{aligned}v(x) &\geq F\left(\frac{x + 1 - c + \epsilon}{2}\right) - F\left(\frac{c - \epsilon + x}{2}\right) \\ &= F\left(\frac{3}{4} - \frac{c - \epsilon}{2}\right) - F\left(\frac{1}{4} + \frac{c - \epsilon}{2}\right) \\ &= 2 \left[ F(1/2) - F\left(1/4 + \frac{c - \epsilon}{2}\right) \right] && (\text{symmetry of } f) \\ &= 1 - 2F\left(1/4 + \frac{c - \epsilon}{2}\right). && (\text{symmetry of } f)\end{aligned}$$

Suppose  $c \leq 2(F^{-1}(1/3) - 1/4)$ . Then we have:

$$\begin{aligned}
1 - 2F\left(1/4 + \frac{c - \epsilon}{2}\right) &\geq 1 - 2F\left(1/4 + \frac{2(F^{-1}(1/3) - 1/4) - \epsilon}{2}\right) \\
&= 1 - 2F\left(F^{-1}(1/3) - \frac{\epsilon}{2}\right) \\
&> 1 - 2F(F^{-1}(1/3)) && (F \text{ increasing}) \\
&= 1 - 2/3 \\
&= 1/3.
\end{aligned}$$

As before,  $x$  cannot be eliminated next and some candidate in  $[c, 1 - c]$  must win under IRV.  $\square$

*Proof of Theorem 7.* Suppose there is exactly one candidate  $\ell \in [0, c]$  and at least one candidate each in  $(c, 1 - c)$  and  $[c, 1]$  (if there are no candidates in  $(c, 1 - c)$ , the claim is vacuously true). The smallest vote share  $\ell$  could have occurs when  $\ell = 0$  and there is a candidate at  $c + \epsilon$ . In this case,  $\ell$ 's vote count is

$$F\left(\frac{c + \epsilon}{2}\right) > F(c/2).$$

If  $c \geq 2F^{-1}(1/3)$ , then

$$\begin{aligned}
F(c/2) &\geq F(2F^{-1}(1/3)/2) \\
&= 1/3.
\end{aligned}$$

Thus,  $\ell$  cannot be eliminated next. By a symmetric argument, the last candidate  $r$  in  $[1 - c, 1]$  is guaranteed more than a third of the vote. As long as we begin with at least one candidate in  $[0, c]$  and at least one candidate in  $[1 - c, 1]$ , once there is only one candidate remaining in each of these intervals, they will survive elimination until all candidates in  $(c, 1 - c)$  are eliminated. At this point, the IRV winner is guaranteed to be in  $[0, c]$  or  $[1 - c, 1]$ .  $\square$

*Proof of Theorem 8.* First, if  $x_1 = 0$ , consider a voter distribution with density function  $f$  that increases monotonically over  $[0, 1]$ . Let  $r$  be the position of the candidate immediately to the right of  $x_1$ . The candidate at  $r$  must get more votes than  $x_1$ , since they split the interval  $[0, r]$  and the right half of this interval has more voters (as  $f$  is increasing). Thus,  $x_1$  cannot win under plurality, regardless of how many additional candidates we add. A symmetric argument shows that there are cases where a candidate at  $x_1 = 1$  cannot win under plurality.

Now we show how to add candidates to the initial set  $x_1, \dots, x_\kappa$  so that  $x_1$  becomes the plurality winner if  $x_1 \notin \{0, 1\}$ . Since  $f$  is continuous and  $f(x_1) > 0$ , there must exist some  $\delta > 0$  such that  $|f(x_1) - f(x_1 + t)| < f(x_1)/4$  for  $t \in [-\delta, \delta]$ . This argument still holds if we make  $\delta$  smaller, so we ensure that  $\delta < \min\{x_1, 1 - x_1\}$  (both are positive since  $x_1 \notin \{0, 1\}$ ). Now add candidates  $\ell = x_1 - \delta$  and  $r = x_1 + \delta$ . Then the number of votes  $\ell$  has on its right is less than  $\frac{5}{8}\delta f(x_1)$ :

$$\begin{aligned}
\int_{\ell}^{(x_1 + \ell)/2} f(t) dt &< \int_{x_1 - \delta}^{(x_1 + x_1 - \delta)/2} (f(x_1) + f(x_1)/4) dt \\
&= \frac{5}{4} f(x_1) (x_1 - \delta/2 - x_1 + \delta) \\
&= \frac{5}{8} \delta f(x_1).
\end{aligned}$$

The same argument shows the number of votes  $r$  has on its left is less than  $\frac{5}{8}\delta f(x_1)$ . Meanwhile,  $x_1$  has

more than  $\frac{3}{4}\delta f(x_1)$  votes:

$$\begin{aligned} \int_{(x_1+\ell)/2}^{(x_1+r)/2} f(t)dt &> \int_{(x_1+x_1-\delta)/2}^{(x_1+x_1+\delta)/2} (f(x_1) - f(x_1)/4)dt \\ &= \frac{3}{4}f(x_1)(x_1 + \delta/2 - x_1 + \delta/2) \\ &= \frac{3}{4}\delta f(x_1). \end{aligned}$$

Thus  $x_1$  has more votes than  $\ell$  gets on its right and than  $r$  gets on its left. Now, we repeatedly add candidates to the left of  $\ell$  adjacent to the candidates with the maximum vote counts in  $[0, \ell]$ . We can make the maximum vote count in  $[0, \ell]$  arbitrarily small (except  $\ell$ 's) by adding enough candidates in this way—in particular, we can make it smaller than  $v(x_1)$ . We can also make  $\ell$ 's total vote total smaller than  $v(x_1)$ , since it gets strictly fewer than  $v(x_1)$  votes on its right. Doing the same in  $[r, 1]$  then ensures  $x_1$  is the plurality winner.  $\square$

## C Derivations of $f_{P_3}$ and $f_{R_3}$

In this section, we derive the probability density functions of the position of the plurality and IRV winners for 1-Euclidean profiles with  $k = 3$  uniformly placed candidates and continuous uniform voters. We then compute the variances of these distributions. The calculations for plurality are in Appendix C.1 and the calculations for IRV are in Appendix C.2. First, we provide an overview of our approach.

Let  $X_1, \dots, X_k \sim \text{Unif}(0, 1)$  be the random positions of the  $k$  candidates and let  $W \in \{X_1, \dots, X_k\}$  be the position of the winner. Let  $X_{(i)}$  denote the  $i$ th order statistic of  $X_1, \dots, X_k$ .

The density of the winner's position at a point  $w$ , denoted  $f(w)$ , is  $k$  times the probability that a particular candidate at  $w$  is the winner (times the density of that candidate's position at  $w$ , which is 1). We sum over the possible order statistics of the winner to compute  $f(w)$ :

$$\begin{aligned} f(w) &= k \Pr(w \text{ wins}) \\ &= k \sum_{i=1}^k \Pr(w \text{ wins}, w = X_{(i)}) \end{aligned}$$

What is the probability that a candidate at position  $w$  with order statistic  $i$  wins? Say the winner is candidate 1. We can choose which  $i - 1$  candidates are to their left. The remaining  $k - i$  candidates are to their right. Then, we integrate over the positions of the other candidates where the candidate at  $w$  wins.

$$\begin{aligned} &\Pr(w \text{ wins}, w = X_{(i)}) \\ &= \binom{k}{i-1} \underbrace{\int_0^{x_i} \dots \int_0^w}_{i-1} \underbrace{\int_{x_i}^1 \dots \int_w^1}_{k-i} \mathbf{1}[w \text{ wins given positions } x_2, \dots, x_k] dx_k \dots dx_2 \end{aligned}$$

We can also note that the win probability (and therefore the winner density) is symmetric about 0.5:  $f(w) = 1 - f(w)$ . We therefore only need to consider  $w \in [0, 0.5]$ .

### C.1 1d plurality winner distribution, $k = 3$

We'll compute  $\Pr(w \text{ wins}, w = X_{(i)})$  for  $i = 1, 2, 3$  and  $w \in [0, 0.5]$ . That is, we'll compute the win probability of a candidate at a point  $w$  in the cases where they are the leftmost, the middle, and the rightmost of the three candidates. In all cases, we'll call the winner candidate 1 and the losers candidates 2 and 3, at positions  $x_2$  and  $x_3$ .

1.  $w = X_{(1)}$ . Consider the order  $w < x_2 < x_3$  (we'll multiply by 2 later to account for the ordering  $w < x_3 < x_2$ ). For  $w$  to beat  $x_2$ , we need:

$$\begin{aligned}
& w + (x_2 - w)/2 > (x_2 - w)/2 + (x_3 - x_2)/2 \\
\Leftrightarrow & w > (x_3 - x_2)/2 \\
\Leftrightarrow & 2w > x_3 - x_2 \\
\Leftrightarrow & x_3 < 2w + x_2
\end{aligned} \tag{7}$$

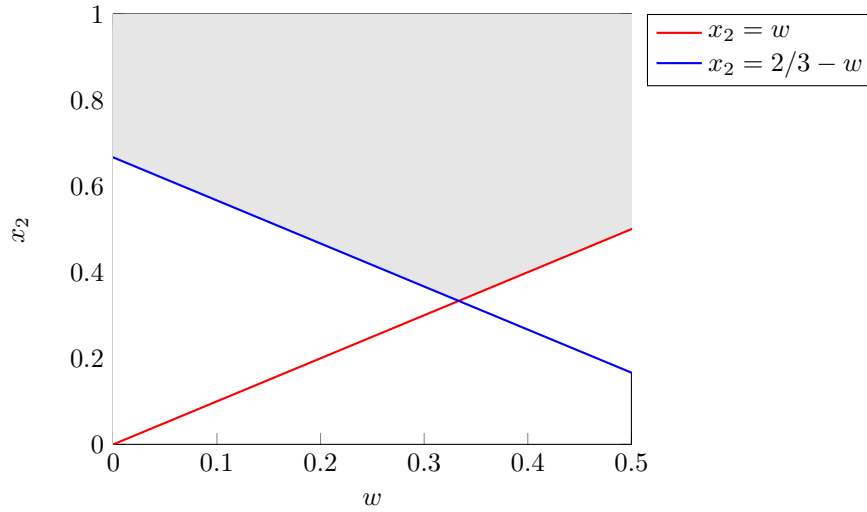
For  $w$  to beat  $x_3$ , we need

$$\begin{aligned}
& w + (x_2 - w)/2 > 1 - x_3 + (x_3 - x_2)/2 \\
\Leftrightarrow & 2w + x_2 - w > 2 - 2x_3 + x_3 - x_2 \\
\Leftrightarrow & w + x_2 > 2 - x_3 - x_2 \\
\Leftrightarrow & x_3 > 2 - 2x_2 - w
\end{aligned} \tag{8}$$

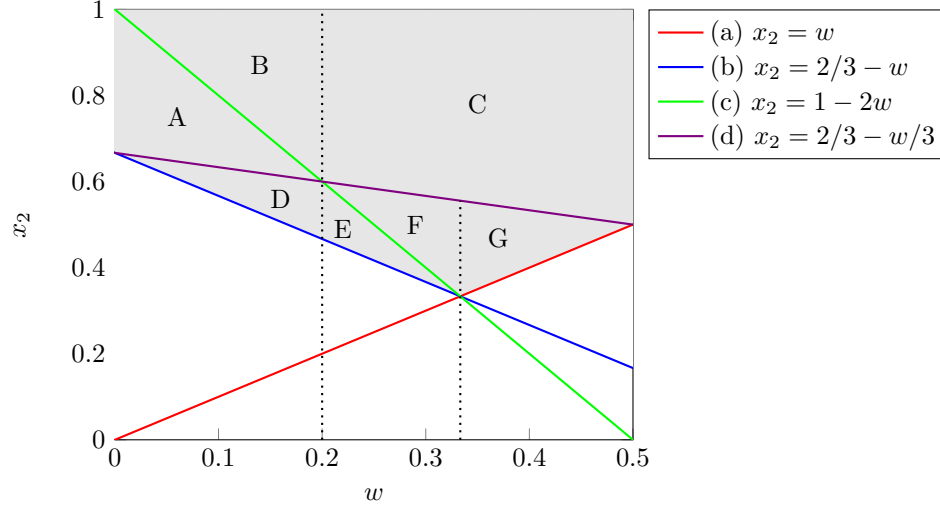
For both (7) and (8) to be feasible,  $w$  and  $x_2$  cannot both be too small. The inequalities match at

$$\begin{aligned}
& 2w + x_2 = 2 - 2x_2 - w \\
\Leftrightarrow & 3w + 3x_2 = 2 \\
\Leftrightarrow & w + x_2 = 2/3.
\end{aligned}$$

We therefore need  $w + x_2 > 2/3$  to satisfy both (7) and (8). We summarize the constraints on  $w$  and  $x_2$  in the following plot, where the gray region contains points where  $w$  can win (given  $w < x_2 < x_3$ ).



The lower bound on  $x_3$  for  $w$  to win is the minimum of  $x_2$  and  $2 - 2x_2 - w$ , while the upper bound is the maximum of 1 and  $2w + x_2$ . We'll plot the lines where these bounds change, namely  $x_2 = 2 - 2x_2 - w \Leftrightarrow x_2 = 2/3 - w/3$  and  $1 = 2w + x_2 \Leftrightarrow x_2 = 1 - 2w$ , and label the regions over which we can easily integrate:



Above line (c), the upper bound for  $x_3$  is 1; below (c), it's  $2w + x_2$ . Above line (d), the lower bound for  $x_3$  is  $x_2$ ; below, it's  $2 - 2x_2 - w$ . Lines (c) and (d) intersect at  $w = 1/5$ , while lines (a), (b), and (c) intersect at  $w = 1/3$ .

With this information in hand, we can compute the integral describing the win probability of  $w$  by summing the integrals for regions A–G and multiplying by 2 to account for the ordering  $w < x_3 < x_2$ :

$$\begin{aligned}
A : \int_{2/3-w/3}^{1-2w} \int_{x_2}^{2w+x_2} dx_3 dx_2 &= 2w/3 - 10w^2/3 \\
B : \int_{1-2w}^1 \int_{x_2}^1 dx_3 dx_2 &= 2w^2 \\
C : \int_{2/3-w/3}^1 \int_{x_2}^1 dx_3 dx_2 &= 1/18 + w/9 + w^2/18 \\
D : \int_{2/3-w}^{2/3-w/3} \int_{2-2x_2-w}^{2w+x_2} dx_3 dx_2 &= 2w^2/3 \\
E : \int_{2/3-w}^{1-2w} \int_{2-2x_2-w}^{2w+x_2} dx_3 dx_2 &= 1/6 - w + 3w^2/2 \\
F : \int_{1-2w}^{2/3-w/3} \int_{2-2x_2-w}^1 dx_3 dx_2 &= -2/9 + 14w/9 - 20w^2/9 \\
G : \int_w^{2/3-w/3} \int_{2-2x_2-w}^1 dx_3 dx_2 &= -2/9 + 14w/9 - 20w^2/9
\end{aligned}$$

For  $w \in [0, 1/5]$ , the win probability is  $2(2w/3 - 10w^2/3 + 2w^2 + 2w^2/3) = 4w/3 - 4w^2/3$ .

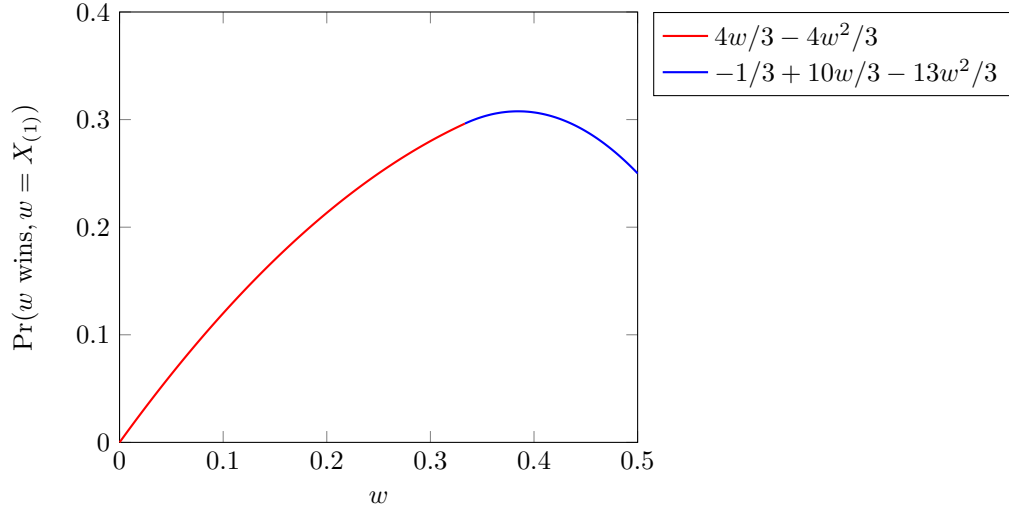
For  $w \in [1/5, 1/3]$ , the win probability is  $2(1/6 - w + 3w^2/2 + -2/9 + 14w/9 - 20w^2/9 + 1/18 + w/9 + w^2/18) = 4w/3 - 4w^2/3$ .

Finally, for  $w \in [1/3, 1/2]$ , the win probability is  $2(-2/9 + 14w/9 - 20w^2/9 + 1/18 + w/9 + w^2/18) = -1/3 + 10w/3 - 13w^2/3$ .

To summarize, the win probability is:

$$\Pr(w \text{ wins}, w = X_{(1)}) = \begin{cases} 4w/3 - 4w^2/3, & w \in [0, 1/3] \\ -1/3 + 10w/3 - 13w^2/3, & w \in [1/3, 1/2] \end{cases} \quad (9)$$

Visualizing this:



2.  $w = X_{(2)}$ . Consider the ordering  $x_2 < w < x_3$  (we'll multiply by 2 later to account for  $x_3 < w < x_2$ ). For  $w$  to beat  $x_2$ , we need:

$$\begin{aligned}
 & (w - x_2)/2 + (x_3 - w)/2 > x_2 + (w - x_2)/2 \\
 \Leftrightarrow & (x_3 - w)/2 > x_2 \\
 \Leftrightarrow & x_3 > 2x_2 + w
 \end{aligned} \tag{10}$$

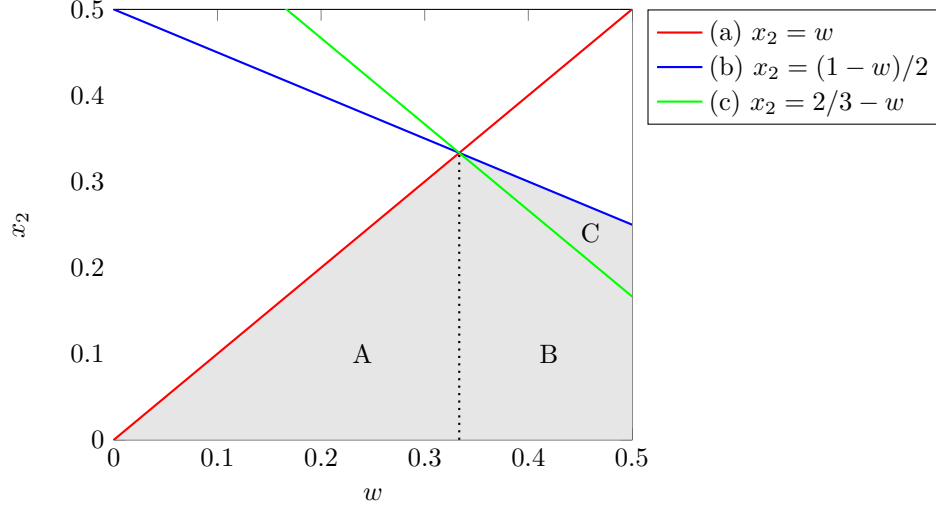
In order for this to be feasible, we need  $2x_2 + w < 1 \Leftrightarrow x_2 < (1 - w)/2$ . For  $w$  to beat  $x_3$ , we need:

$$\begin{aligned}
 & (w - x_2)/2 + (x_3 - w)/2 > 1 - x_3 + (x_3 - w)/2 \\
 \Leftrightarrow & (w - x_2)/2 > 1 - x_3 \\
 \Leftrightarrow & x_3 > 1 - (w - x_2)/2
 \end{aligned} \tag{11}$$

These bounds are equal if

$$\begin{aligned}
 & 2x_2 + w = 1 - (w - x_2)/2 \\
 \Leftrightarrow & 4x_2 + 2w = 2 - w + x_2 \\
 \Leftrightarrow & 3x_2 + 3w = 2 \\
 \Leftrightarrow & x_2 = 2/3 - w
 \end{aligned}$$

Again, we can split the  $w$ - $x_2$  plane using this line to make integration easy. Note that the lines  $x_2 = 2/3 - w$  and the line  $x_2 = w$  intersect at  $1/3$ .



Above line (c), the constraint  $x_3 > 2x_2 + w$  dominates. Below line (c),  $x_3 > 1 - (w - x_2)/2$  dominates. Integrating in the regions A–C:

$$\begin{aligned}
 A : \quad & \int_0^w \int_{1-(w-x_2)/2}^1 dx_3 dx_2 & = w^2/4 \\
 B : \quad & \int_0^{2/3-w} \int_{1-(w-x_2)/2}^1 dx_3 dx_2 & = -1/9 + 2w/3 - 3w^2/4 \\
 C : \quad & \int_{2/3-w}^{(1-w)/2} \int_{2x_2+w}^1 dx_3 dx_2 & = 1/36 - w/6 + w^2/4
 \end{aligned}$$

Recall that we need to multiply by 2 to account for the ordering  $x_3 < w < x_2$ .

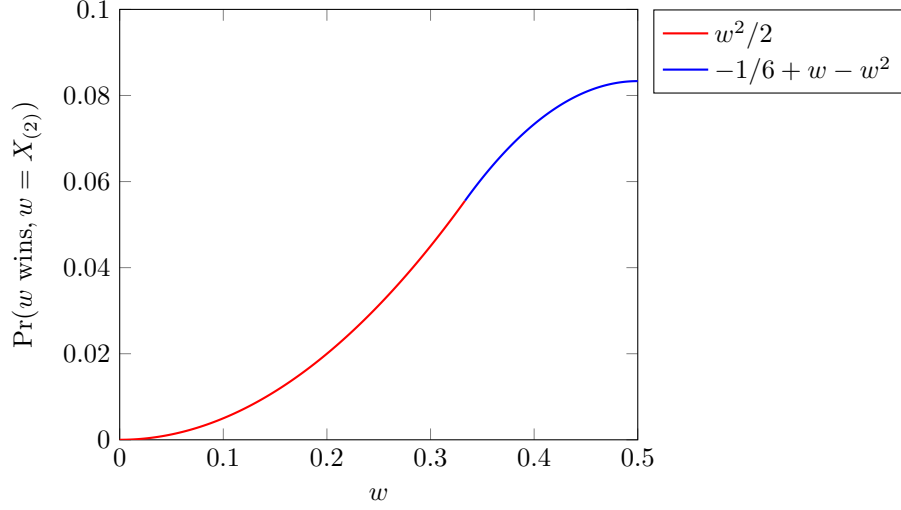
For  $w \in [0, 1/3]$ , the win probability is  $2(w^2/4) = w^2/2$ .

For  $w \in [1/3, 1/2]$ , the win probability is  $2(-1/9 + 2w/3 - 3w^2/4 + 1/36 - w/6 + w^2/4) = -1/6 + w - w^2$ .

To summarize:

$$\Pr(w \text{ wins}, w = X_{(2)}) = \begin{cases} w^2/2, & w \in [0, 1/3] \\ -1/6 + w - w^2, & w \in [1/3, 1/2] \end{cases} \quad (12)$$

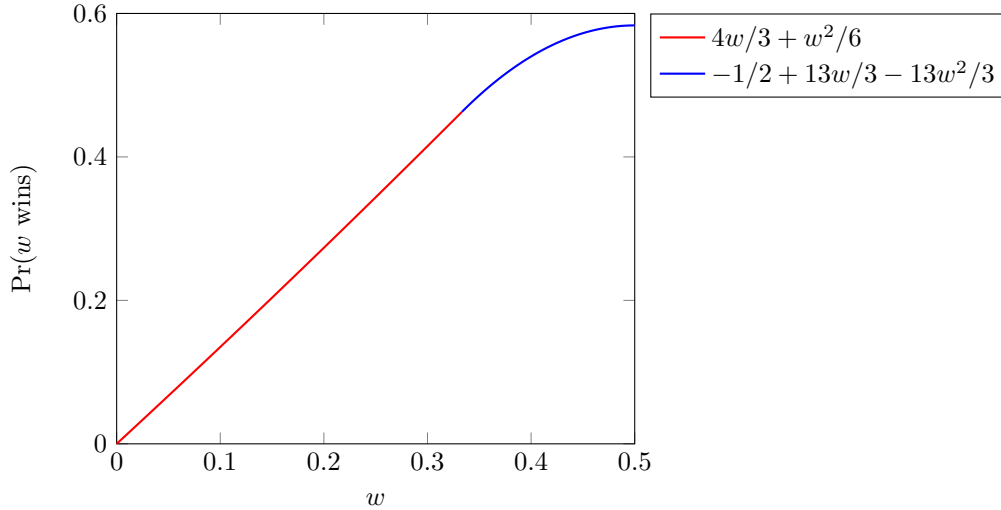
Visualizing this:



3.  $w = X_{(3)}$ . This means  $x_2 < w$  and  $x_3 < w$ . Since  $w \leq 0.5$ ,  $w$  always wins. We also have  $\Pr(x_2 < w) = w$  and  $\Pr(x_3 < w) = w$ . Thus,  $\Pr(w \text{ wins}, w = X_{(3)} \mid w \in [0, 0.5]) = w^2$ .

Adding the three cases, we arrive at  $\Pr(w \text{ wins})$ . For  $w \in [0, 1/3]$ , the sum is  $4w/3 - 4w^2/3 + w^2/2 + w^2 = 4w/3 + w^2/6$ . For  $w \in [1/3, 1/2]$ , the sum is  $-1/3 + 10w/3 - 13w^2/3 - 1/6 + w - w^2 + w^2 = -1/2 + 13w/3 - 13w^2/3$ . Summarizing and plotting:

$$\Pr(w \text{ wins}) = \begin{cases} 4w/3 + w^2/6, & w \in [0, 1/3] \\ -1/2 + 13w/3 - 13w^2/3, & w \in [1/3, 1/2] \end{cases} \quad (13)$$



Scaling by 3, the variance of  $P_3$  is then:

$$6 \left[ \int_0^{1/3} (w - 1/2)^2 (4w/3 + w^2/6) dw + \int_{1/3}^{1/2} (w - 1/2)^2 (-1/2 + 13w/3 - 13w^2/3) dw \right] = 23/540 \approx 0.043 \quad (14)$$

## C.2 1d IRV winner distribution, $k = 3$

We'll perform the same type of analysis, but for IRV instead of plurality. In addition to breaking down cases by the order statistic of the winner, we'll also consider the IRV elimination order.

1.  $w = X_{(1)}$ . Consider the order  $w < x_2 < x_3$  (we'll multiply by 2 later to account for the ordering  $w < x_3 < x_2$ ).

(a) Candidate 2 is eliminated first. Since 2 has fewer votes than the winner,

$$\begin{aligned}
& (x_2 - w)/2 + (x_3 - x_2)/2 < w + (x_2 - w)/2 \\
\Leftrightarrow & (x_3 - x_2)/2 < w \\
\Leftrightarrow & x_3 < 2w + x_2
\end{aligned} \tag{15}$$

Since 2 has fewer votes than 3,

$$\begin{aligned}
& (x_2 - w)/2 + (x_3 - x_2)/2 < 1 - x_3 + (x_3 - x_2)/2 \\
\Leftrightarrow & (x_2 - w)/2 < 1 - x_3 \\
\Leftrightarrow & x_3 < 1 - (x_2 - w)/2.
\end{aligned} \tag{16}$$

For this constraint to be feasible, we need

$$\begin{aligned}
& x_2 < 1 - (x_2 - w)/2 \\
\Leftrightarrow & 2x_2 < 2 - x_2 + w \\
\Leftrightarrow & x_2 < 2/3 + w/3
\end{aligned}$$

The constraints are equal if

$$\begin{aligned}
& 2w + x_2 = 1 - (x_2 - w)/2 \\
\Leftrightarrow & 4w + 2x_2 = 2 - x_2 + w \\
\Leftrightarrow & 3w + 3x_2 = 2 \\
\Leftrightarrow & x_2 = 2/3 - w
\end{aligned}$$

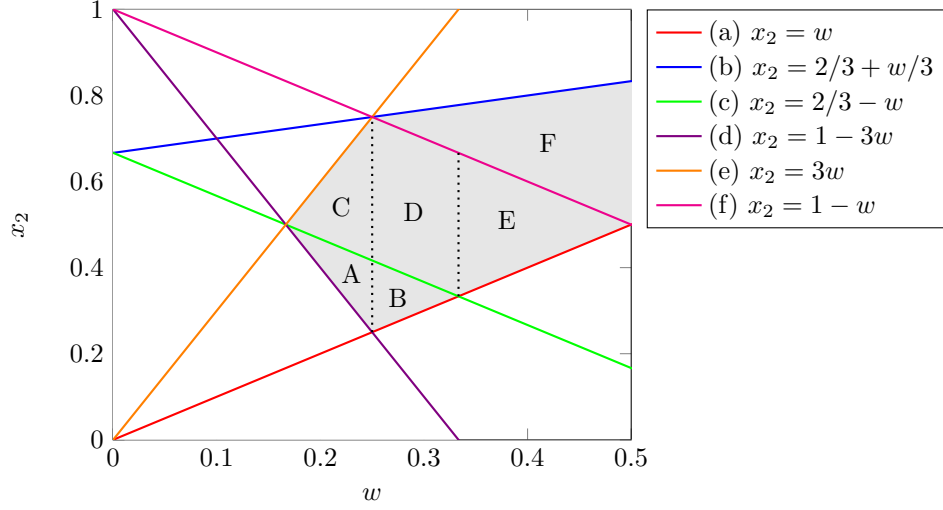
Once 2 is eliminated, whoever is closer to  $1/2$  is the winner. Thus, for  $w$  to win, we need  $x_3 > 1 - w$ . This constraint equals constraint 15 if

$$\begin{aligned}
& 2w + x_2 = 1 - w \\
\Leftrightarrow & x_2 = 1 - 3w
\end{aligned}$$

If  $w$  is too small (i.e., left of the line  $x_2 = 1 - 3w$ ), then we cannot satisfy both  $x_3 > 1 - w$  and  $x_3 < 2w + x_2$ . The constraint  $x_3 > 1 - w$  equals constraint 16 if

$$\begin{aligned}
& 1 - (x_2 - w)/2 = 1 - w \\
\Leftrightarrow & 2 - x_2 + w = 2 - 2w \\
\Leftrightarrow & x_2 = 3w
\end{aligned}$$

Again, if we are to the left of this line, we cannot satisfy both  $x_3 > 1 - w$  and  $x_3 < 1 - (x_2 - w)/2$ . Finally, the lower bound on  $x_3$  is the maximum of  $1 - w$  and  $x_2$ . Above the line  $x_2 = 1 - w$ , the lower bound  $x_2$  dominates; below,  $1 - w$  dominates.



Below line (c), constraint (15) dominates; above line (c), constraint (16) dominates. Below line (f), the lower bound on  $x_3$  is  $1 - w$ ; above line (f), the lower bound is  $x_2$ . Lines (c), (d), (e) intersect at  $w = 1/6$ ; lines (b), (e), (f) intersect at  $w = 1/4$ ; lines (a) and (d) intersect at  $w = 1/4$ ; lines (a) and (c) intersect at  $w = 1/3$ .

Integrating for each region and multiplying by 2 to account for the order  $w < x_3 < x_2$ :

$$\begin{aligned}
A : \int_{1-3w}^{2/3-w} \int_{1-w}^{2w+x_2} dx_3 dx_2 &= 1/18 - 2w/3 + 2w^2 \\
B : \int_w^{2/3-w} \int_{1-w}^{2w+x_2} dx_3 dx_2 &= -4/9 + 10w/3 - 6w^2 \\
C : \int_{2/3-w}^{3w} \int_{1-w}^{1-(x_2-w)/2} dx_3 dx_2 &= 1/9 - 4w/3 + 4w^2 \\
D : \int_{2/3-w}^{1-w} \int_{1-w}^{1-(x_2-w)/2} dx_3 dx_2 &= -5/36 + 2w/3 \\
E : \int_w^{1-w} \int_{1-w}^{1-(x_2-w)/2} dx_3 dx_2 &= -1/4 + 2w - 3w^2 \\
F : \int_{1-w}^{2/3+w/3} \int_{x_2}^{1-(x_2-w)/2} dx_3 dx_2 &= 1/12 - 2w/3 + 4w^2/3
\end{aligned}$$

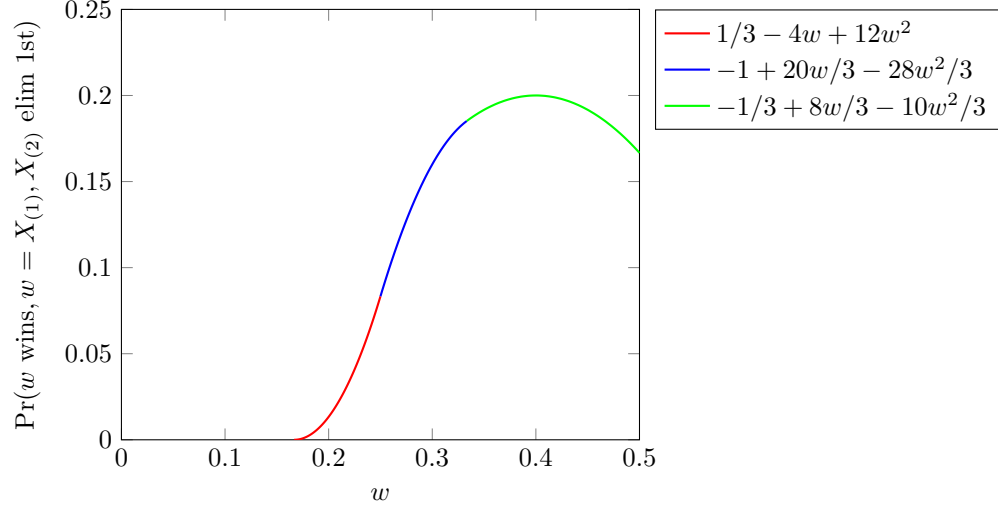
For  $w \in [1/6, 1/4]$ , the win probability is  $2(1/18 - 2w/3 + 2w^2 + 1/9 - 4w/3 + 4w^2) = 1/3 - 4w + 12w^2$ .

For  $w \in [1/4, 1/3]$ , the win probability is  $2(-4/9 + 10w/3 - 6w^2 - 5/36 + 2w/3 + 1/12 - 2w/3 + 4w^2/3) = -1 + 20w/3 - 28w^2/3$ .

For  $w \in [1/3, 1/2]$ , the win probability is  $2(-1/4 + 2w - 3w^2 + 1/12 - 2w/3 + 4w^2/3) = -1/3 + 8w/3 - 10w^2/3$ .

Summarizing and visualizing:

$$\Pr(w \text{ wins}, w = X_{(1)}, X_{(2)} \text{ elim 1st}) = \begin{cases} 1/3 - 4w + 12w^2, & w \in [1/6, 1/4] \\ -1 + 20w/3 - 28w^2/3, & w \in [1/4, 1/3] \\ -1/3 + 8w/3 - 10w^2/3, & w \in [1/3, 1/2] \end{cases} \quad (17)$$



(b) Candidate 3 is eliminated first. Since candidate 3 has fewer votes than candidate 2:

$$\begin{aligned}
 & (x_3 - x_2)/2 + 1 - x_3 < (x_3 - x_2)/2 + (x_2 - w)/2 \\
 \Leftrightarrow & 1 - x_3 < (x_2 - w)/2 \\
 \Leftrightarrow & x_3 > 1 - (x_2 - w)/2
 \end{aligned}$$

Since candidate 3 has fewer votes than the winner:

$$\begin{aligned}
 & (x_3 - x_2)/2 + 1 - x_3 < w + (x_2 - w)/2 \\
 \Leftrightarrow & x_3 - x_2 + 2 - 2x_3 < 2w + x_2 - w \\
 \Leftrightarrow & -x_3 + 2 < w + 2x_2 \\
 \Leftrightarrow & x_3 > 2 - w - 2x_2
 \end{aligned}$$

For this to be feasible, we need:

$$\begin{aligned}
 & 2 - w - 2x_2 < 1 \\
 \Leftrightarrow & 1 - w < 2x_2 \\
 \Leftrightarrow & x_2 > (1 - w)/2
 \end{aligned}$$

The constraints  $x_3 > 1 - (x_2 - w)/2$  and  $x_3 > 2 - w - 2x_2$  are equal when:

$$\begin{aligned}
 & 1 - (x_2 - w)/2 = 2 - w - 2x_2 \\
 \Leftrightarrow & 2 - x_2 + w = 4 - 2w - 4x_2 \\
 \Leftrightarrow & 3x_2 = 2 - 3w \\
 \Leftrightarrow & x_2 = 2/3 - w
 \end{aligned}$$

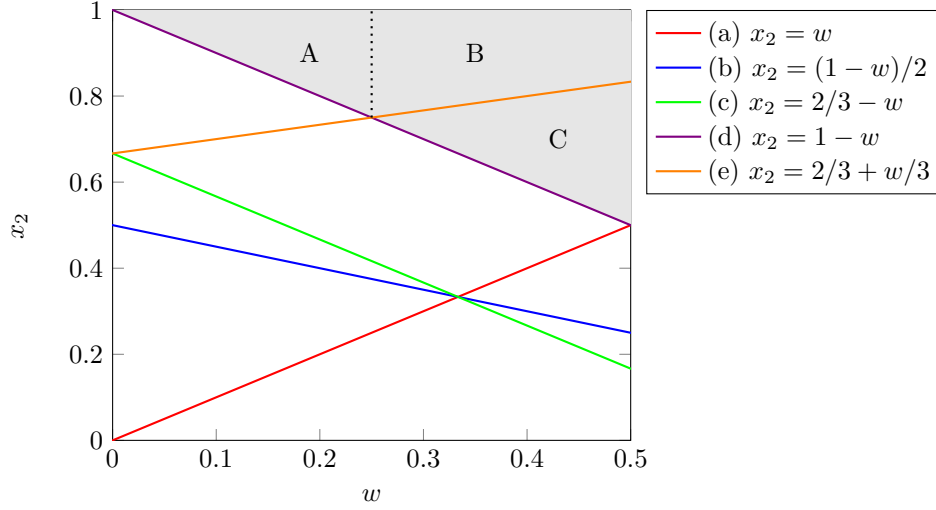
Above the line  $x_2 = 2/3 - w$ , the constraint  $x_3 > 1 - (x_2 - w)/2$  dominates; below,  $x_3 > 2 - w - 2x_2$  dominates.

In order for  $w$  to win, it must be closer to the center than  $x_2$ . This requires that  $x_2 > 1 - w$  (since  $w < 0.5$  and  $w < x_2$ ). Thus, we never need to worry about the constraint  $x_3 < 2 - w - 2x_2$  (since the line  $x_2 = 1 - w$  is above the line  $2/3 - w$ ). The lower bound on  $x_3$  is thus the maximum of

$x_2$  and  $1 - (x_2 - w)/2$ . These are equal if

$$\begin{aligned}
x_2 &= 1 - (x_2 - w)/2 \\
\Leftrightarrow 2x_2 &= 2 - x_2 + w \\
\Leftrightarrow 3x_2 &= 2 + w \\
\Leftrightarrow x_2 &= 2/3 + w/3
\end{aligned}$$

Above the line  $x_2 = 2/3 + w/3$ , the lower bound on  $x_3$  is  $x_2$ ; below, it's  $1 - (x_2 - w)/2$ .



Lines (d) and (e) intersect at  $w = 1/4$ . Integrating over the regions:

$$A : \int_{1-w}^1 \int_{x_2}^1 dx_3 dx_2 = w^2/2 \quad (18)$$

$$B : \int_{2/3+w/3}^1 \int_{x_2}^1 dx_3 dx_2 = 1/18 - w/9 + w^2/18 \quad (19)$$

$$C : \int_{1-w}^{2/3+w/3} \int_{1-(x_2-w)/2}^1 dx_3 dx_2 = -5/36 + 7w/9 - 8w^2/9 \quad (20)$$

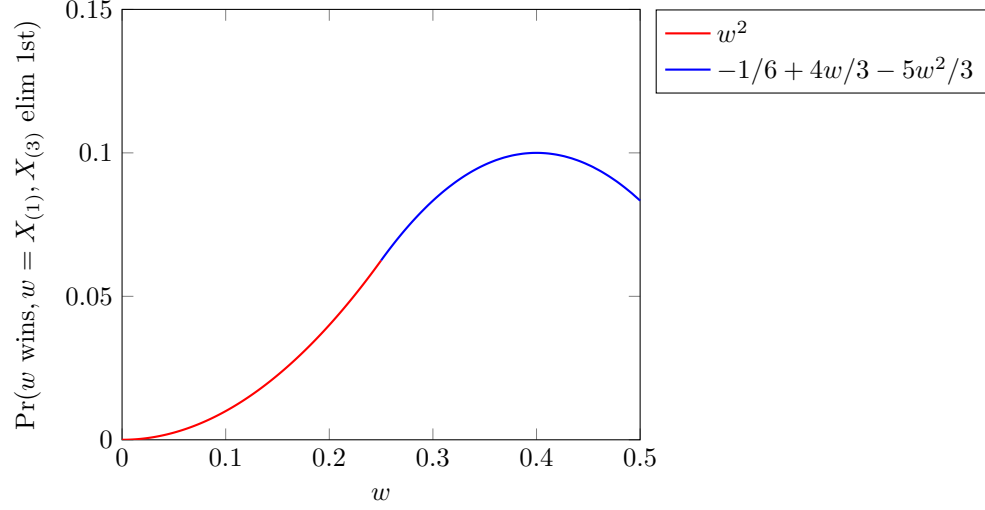
Multiplying by 2 to account for the ordering  $w < x_3 < x_2$ :

For  $w \in [0, 1/4]$ , the win probability is  $2(w^2/2) = w^2$ .

For  $w \in [1/4, 1/2]$ , the win probability is  $2(1/18 - w/9 + w^2/18 - 5/36 + 7w/9 - 8w^2/9) = -1/6 + 4w/3 - 5w^2/3$ .

$$\Pr(w \text{ wins}, w = X_{(1)}, X_{(3)} \text{ elim 1st}) = \begin{cases} w^2, & w \in [0, 1/4] \\ -1/6 + 4w/3 - 5w^2/3, & w \in [1/4, 1/2] \end{cases} \quad (21)$$

Plotting:



2.  $w = X_{(2)}$ . Consider the order  $x_2 < w < x_3$  (we'll multiply by 2 later to account for  $x_3 < w < x_2$ ).

(a) Candidate 2 is eliminated first. Since candidate 2 has fewer votes than the winner,

$$\begin{aligned}
 & x_2 + (w - x_2)/2 < (x_3 - w)/2 + (w - x_2)/2 \\
 \Leftrightarrow & x_2 < (x_3 - w)/2 \\
 \Leftrightarrow & 2x_2 < x_3 - w \\
 \Leftrightarrow & x_3 > 2x_2 + w.
 \end{aligned}$$

For this to be feasible, we need

$$\begin{aligned}
 & 2x_2 + w < 1 \\
 \Leftrightarrow & x_2 < (1 - w)/2.
 \end{aligned}$$

Since candidate 2 has fewer votes than candidate 3,

$$\begin{aligned}
 & x_2 + (w - x_2)/2 < 1 - x_3 + (x_3 - w)/2 \\
 \Leftrightarrow & 2x_2 + w - x_2 < 2 - 2x_3 + x_3 - w \\
 \Leftrightarrow & x_2 + 2w < 2 - x_3 \\
 \Leftrightarrow & x_3 < 2 - x_2 - 2w.
 \end{aligned}$$

For this to be feasible, we need

$$\begin{aligned}
 & 2 - x_2 - 2w > w \\
 \Leftrightarrow & x_2 < 2 - 3w.
 \end{aligned}$$

Since  $w \leq 0.5$ , this is always satisfied. The upper bound on  $x_3$  is the minimum of 1 and  $2 - x_2 - 2w$ . There are equal if

$$\begin{aligned}
 & 1 = 2 - x_2 - 2w \\
 \Leftrightarrow & x_2 = 1 - 2w.
 \end{aligned}$$

To the left of the line  $x_2 = 1 - 2w$ , the upper bound on  $x_3$  is 1; to the right, it's  $2 - x_2 - 2w$ .

The upper and lower bounds on  $x_3$  are equal when

$$\begin{aligned} 2x_2 + w &= 2 - x_2 - 2w \\ \Leftrightarrow 3x_2 &= 2 - 3w \\ \Leftrightarrow x_2 &= 2/3 - w. \end{aligned}$$

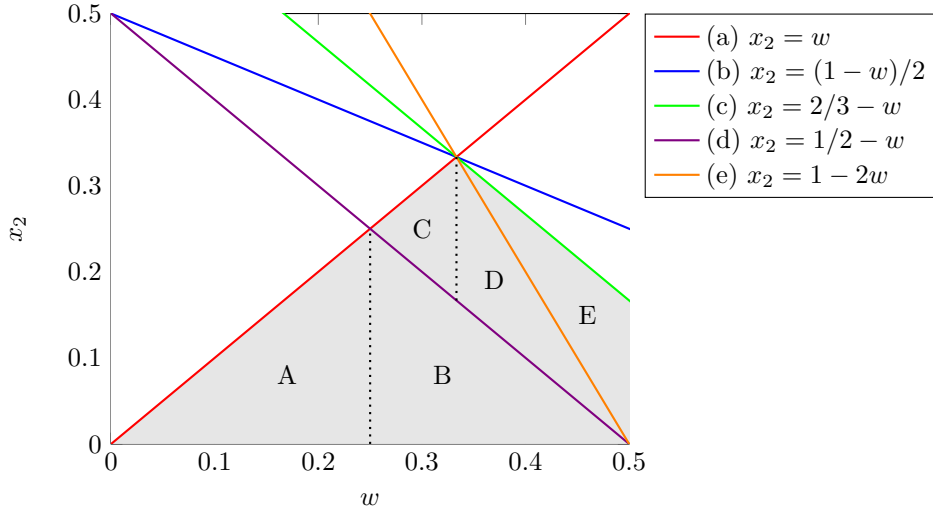
For both constraints to be feasible, we need to be to the left of the line  $x_2 = 2/3 - w$ . In order for  $w$  to win, it needs to be closer to the center than candidate 3. That is, we need  $x_3 > 1 - w$ . This equals the upper bound constraint on  $x_3$  if

$$\begin{aligned} 1 - w &= 2 - x_2 - 2w \\ \Leftrightarrow x_2 &= 1 - w \end{aligned}$$

Since we already need to be left of the line  $2/3 - w$ , we don't need to worry about being to the left of  $1 - w$ . Finally, the two lower bounds on  $x_3$  are equal if

$$\begin{aligned} 1 - w &= 2x_2 + w \\ \Leftrightarrow x_2 &= 1/2 - w. \end{aligned}$$

To the left of the line  $x_2 = 1/2 - w$ , the lower bound on  $x_3$  is  $1 - w$ ; to the right, the lower bound is  $2x_2 + w$ .



Lines (a) and (d) intersect at  $w = 1/4$ ; lines (a) and (c) intersect at  $w = 1/3$ . Integrating over the regions:

$$\begin{aligned} A : \int_0^w \int_{1-w}^1 dx_3 dx_2 &= w^2 \\ B : \int_0^{1/2-w} \int_{1-w}^1 dx_3 dx_2 &= w/2 - w^2 \\ C : \int_{1/2-w}^w \int_{2x_2+w}^1 dx_3 dx_2 &= -1/4 + 3w/2 - 2w^2 \\ D : \int_{1/2-w}^{1-2w} \int_{2x_2+w}^1 dx_3 dx_2 &= -1/4 + 3w/2 - 2w^2 \\ E : \int_{1-2w}^{2/3-w} \int_{2x_2+w}^{2-x_2-2w} dx_3 dx_2 &= 1/6 - w + 3w^2/2 \end{aligned}$$

We now sum and multiply by 2 to account for the ordering  $x_3 < w < x_2$ .

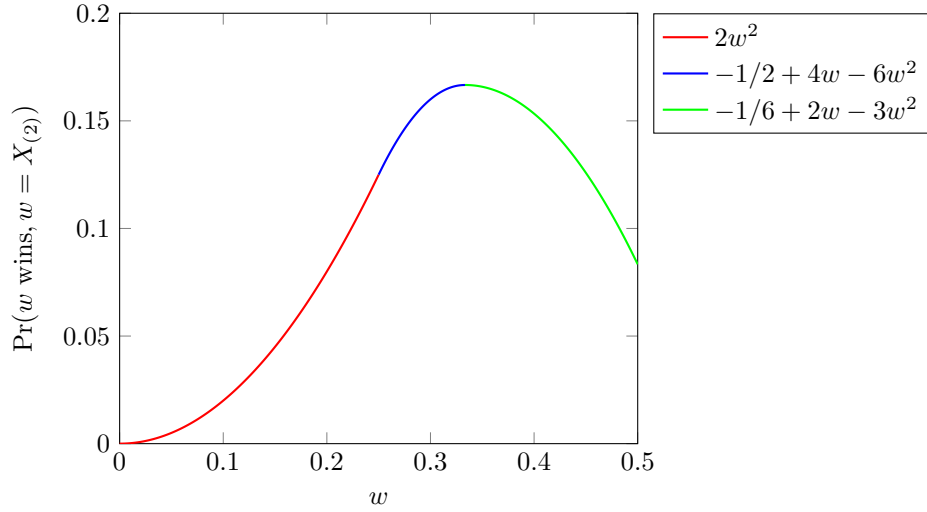
For  $x \in [0, 1/4]$ , the win probability is  $2w^2$ .

For  $x \in [1/4, 1/3]$ , the win probability is  $2(w/2 - w^2 - 1/4 + 3w/2 - 2w^2) = -1/2 + 4w - 6w^2$ .

For  $x \in [1/3, 1/2]$ , the win probability is  $2(w/2 - w^2 - 1/4 + 3w/2 - 2w^2 + 1/6 - w + 3w^2/2) = -1/6 + 2w - 3w^2$ .

Summarizing and visualizing:

$$\Pr(w \text{ wins}, w = X_{(2)}, X_{(1)} \text{ elim 1st}) = \begin{cases} 2w^2, & w \in [0, 1/4] \\ -1/2 + 4w - 6w^2, & w \in [1/4, 1/3] \\ -1/6 + 2w - 3w^2, & w \in [1/3, 1/2] \end{cases} \quad (22)$$



(b) Candidate 3 is eliminated first. Since candidate 3 has fewer votes than the winner,

$$\begin{aligned} 1 - x_3 + (x_3 - w)/2 &< (x_3 - w)/2 + (w - x_2)/2 \\ \Leftrightarrow 1 - x_3 &< (w - x_2)/2 \\ \Leftrightarrow x_3 &> 1 - (w - x_2)/2 \end{aligned}$$

This is feasible if

$$\begin{aligned} 1 - (w - x_2)/2 &< 1 \\ \Leftrightarrow -w + x_2 &< 0 \\ \Leftrightarrow x_2 &< w, \end{aligned}$$

which is always true. Since candidate 3 has fewer votes than candidate 2,

$$\begin{aligned} 1 - x_3 + (x_3 - w)/2 &< x_2 + (w - x_2)/2 \\ \Leftrightarrow 2 - 2x_3 + x_3 - w &< 2x_2 + w - x_2 \\ \Leftrightarrow 2 - x_3 &< x_2 + 2w \\ \Leftrightarrow x_3 &> 2 - x_2 - 2w \end{aligned}$$

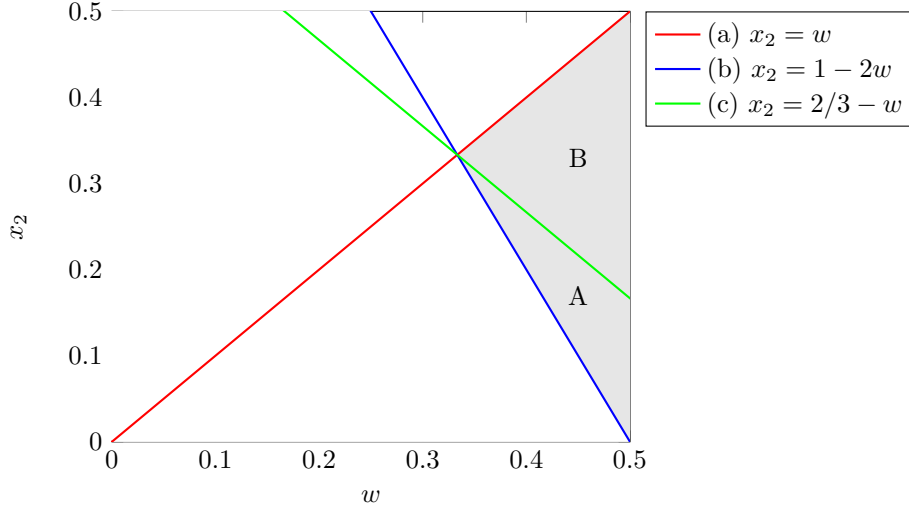
This is feasible if

$$\begin{aligned} 2 - x_2 - 2w &< 1 \\ \Leftrightarrow x_2 &> 1 - 2w. \end{aligned}$$

The two lower bounds on  $x_3$  are equal if

$$\begin{aligned}
& 1 - (w - x_2)/2 = 2 - x_2 - 2w \\
\Leftrightarrow & 2 - w + x_2 = 4 - 2x_2 - 4w \\
\Leftrightarrow & 3x_2 = 2 - 3w \\
\Leftrightarrow & x_2 = 2/3 - w
\end{aligned}$$

Above the line  $2/3 - w$ , the lower bound on  $x_3$  is  $1 - (w - x_2)/2$ ; below the line, it's  $2 - x_2 - 2w$ . As long as candidate 3 is eliminated first,  $w$  wins since it's closer to the center than  $x_2$ .



Lines (a), (b), and (c) all intersect at  $w = 1/3$ . Integrating over the two regions and multiplying by 2 to account for the ordering  $x_3 < w < x_2$ :

$$\begin{aligned}
A : & \int_{1-2w}^{2/3-w} \int_{2-x_2-2w}^1 dx_3 dx_2 &= 1/18 - w/3 + w^2/2 \\
B : & \int_{2/3-w}^w \int_{1-(w-x_2)/2}^1 dx_3 dx_2 &= 1/9 - 2w/3 + w^2
\end{aligned}$$

For  $w \in [1/3, 1/2]$ , the win probability is  $2(1/18 - w/3 + w^2/2 + 1/9 - 2w/3 + w^2) = 1/3 - 2w + 3w^2$ . Thus:

$$\Pr(w \text{ wins}, w = X_{(2)}, X_{(3)} \text{ elim 1st}) = 1/3 - 2w + 3w^2, \quad w \in [1/3, 1/2] \quad (23)$$

3.  $w = X_{(3)}$ . If both  $x_2 < w$  and  $x_3 < w$ , then  $w$  wins by IRV. Thus,  $\Pr(w \text{ wins}, w = X_{(3)}) = w^2$  for  $w \in [0, 0.5]$ .

We can finally sum over the three cases to arrive at  $\Pr(w \text{ wins})$ .

For  $w \in [0, 1/6]$ , the sum is  $w^2 + 2w^2 + w^2 = 4w^2$ .

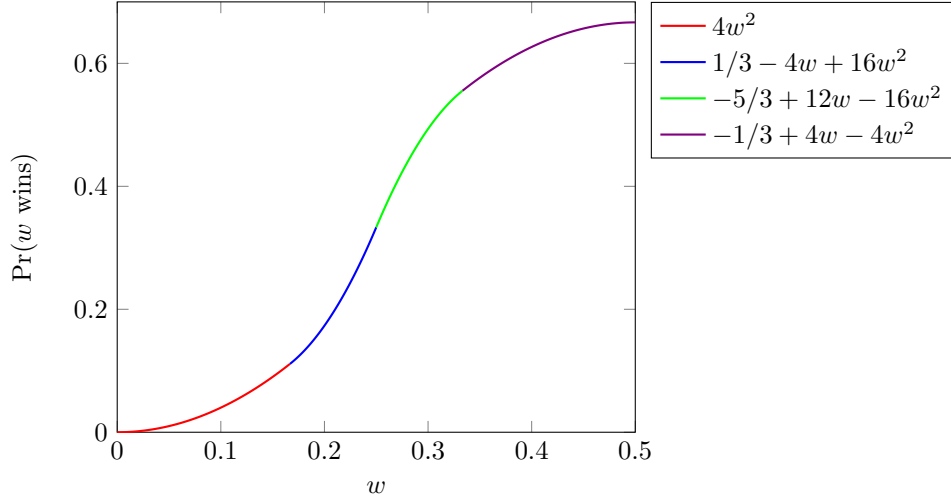
For  $w \in [1/6, 1/4]$ , the sum is  $w^2 + 2w^2 + w^2 + 1/3 - 4w + 12w^2 = 1/3 - 4w + 16w^2$ .

For  $w \in [1/4, 1/3]$ , the sum is  $w^2 - 1/2 + 4w - 6w^2 - 1/6 + 4w/3 - 5w^2/3 - 1 + 20w/3 - 28w^2/3 = -5/3 + 12w - 16w^2$ .

For  $w \in [1/3, 1/2]$ , the sum is  $w^2 + 1/3 - 2w + 3w^2 - 1/6 + 2w - 3w^2 - 1/6 + 4w/3 - 5w^2/3 - 1/3 + 8w/3 - 10w^2/3 = -1/3 + 4w - 4w^2$ .

Summarizing and plotting:

$$\Pr(w \text{ wins}) = \begin{cases} 4w^2, & w \in [0, 1/6] \\ 1/3 - 4w + 16w^2, & w \in [1/6, 1/4] \\ -5/3 + 12w - 16w^2, & w \in [1/4, 1/3] \\ -1/3 + 4w - 4w^2, & w \in [1/3, 1/2] \end{cases} \quad (24)$$



To get the winner position distribution  $f_{R_3}$ , we scale by three. The variance of  $f_{R_3}$  is thus:

$$\begin{aligned} 6 \left[ \int_0^{1/6} (w - 1/2)^2 (4w^2) dw + \int_{1/6}^{1/4} (w - 1/2)^2 (1/3 - 4w + 16w^2) dw \right. \\ \left. + \int_{1/4}^{1/3} (w - 1/2)^2 (-5/3 + 12w - 16w^2) dw + \int_{1/3}^{1/2} (w - 1/2)^2 (-1/3 + 4w - 4w^2) dw \right] = 25/864 \approx 0.029 \end{aligned} \quad (25)$$

## D Additional Figures

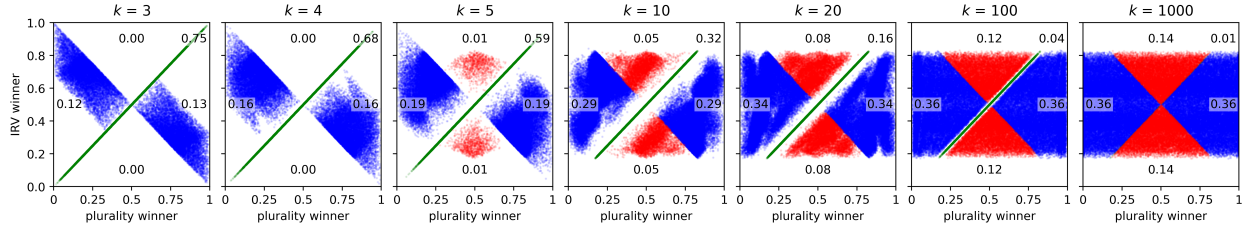


Figure 5: Plurality vs. IRV winner positions in 100,000 simulation trials for increasing candidate count  $k$  (with uniform voters and candidates). Blue points are trials where the IRV winner was more moderate than the plurality winner, while red points are trials where the plurality winner was more moderate. Green points are trials where the winners were identical. Numbers in each quadrant show the proportion of trials falling in that region (the top right number is the proportion of same-winner trials). Notice that cases where the IRV winner is more extreme only appear beginning at  $k = 5$ , in accordance with Theorem 9. Note the probabilistic moderating effect of IRV compared to plurality: IRV does not elect extreme candidates as  $k$  grows large, but plurality does.

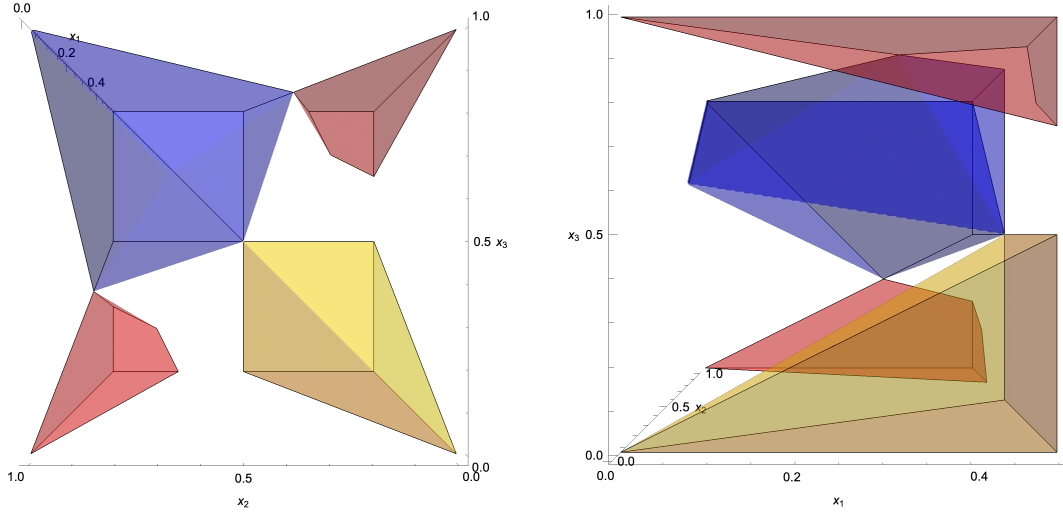


Figure 6: Plurality winner regions for  $k = 3$  with uniform voters and candidates. Colored polyhedra show the regions where a candidate at position  $x_1$  is the plurality winner against candidates at  $x_2$  and  $x_3$ . Regions are only shown for  $x_1 \leq 0.5$ , since the other half of is symmetric. The color of a region corresponds to the order statistic of the winner. Blue: winner is the leftmost, red: winner is in the middle, yellow: winner is the rightmost. The left view has the plane of the page at  $x_1 = 0$ , looking towards increasing  $x_1$ . The right view has the plane of the page at  $x_2 = 0$ , with  $x_1$  increasing from left to right.

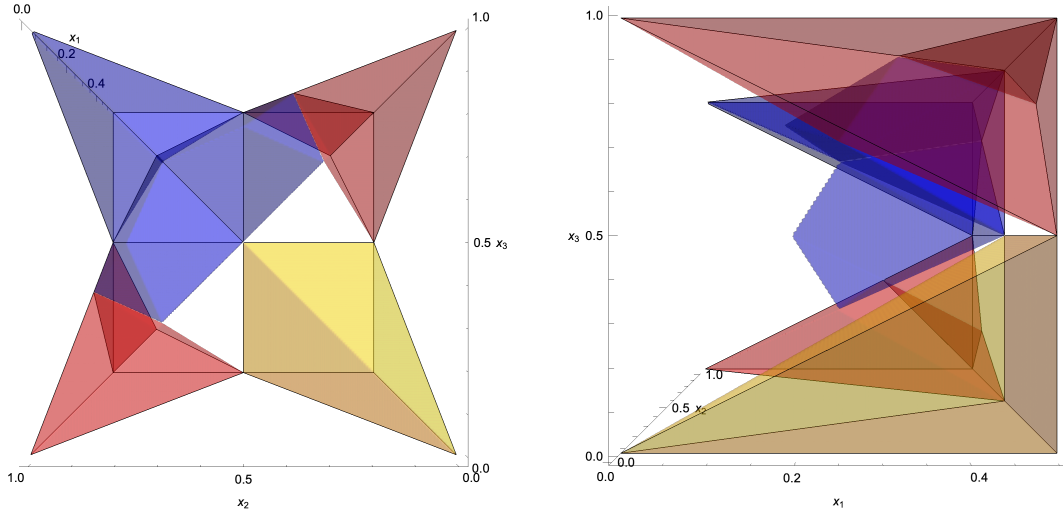


Figure 7: IRV winner regions for  $k = 3$  with uniform voters and candidates. See Figure 6 for details about the visualization.