

# Adult readers evaluating the credibility of social media posts: Prior belief consistency and source's expertise matter most

Miikka Kuutilla<sup>a,\*</sup>, Carita Kiili<sup>b</sup>, Reijo Kupiainen<sup>b,c</sup>, Eetu Huusko<sup>a</sup>, Junhao Li<sup>a</sup>, Simo Hosio<sup>a</sup>, Mika Mäntylä<sup>a</sup> and Kristian Kiili<sup>b</sup>

---

## ARTICLE INFO

*Keywords:*

## ABSTRACT

The present study investigates the role of source characteristics, the quality of evidence, and prior beliefs of the topic in adult readers' credibility evaluations of short health-related social media posts. The researchers designed content for the posts concerning five health topics by manipulating the source characteristics (source's expertise, gender, and ethnicity), the accuracy of the claims, and the quality of evidence (research evidence, testimony, consensus, and personal experience) of the posts. After this, accurate and inaccurate social media posts varying in the other manipulated aspects were programmatically generated. The crowdworkers ( $N = 844$ ) recruited from two platforms were asked to evaluate the credibility of up to ten social media posts, resulting in 8380 evaluations. Before credibility evaluation, participants' prior beliefs on the topics of the posts were assessed. The results showed that prior belief consistency and the source's expertise affected the perceived credibility of the accurate and inaccurate social media posts the most after controlling for the topic of the post and the crowdworking platform. In contrast, the quality of evidence supporting the health claim mattered relatively little. The source's gender and ethnicity did not have any effect. The results are discussed in terms of first- and second-hand evaluation strategies.

---

## 1. Introduction

The internet has become a major source of health information for laypersons (Sun, Zhang, Gwizdka, Trace et al., 2019). Because information online can be published without adhering to verification standards (Braasch, Bråten, Britt, Steffens and Strømsø, 2014), the internet has also become a platform for spreading misinformation, including issues concerning health (Ecker, Lewandowsky, Cook, Schmid, Fazio, Brashier, Kendeou, Vraga and Amazeen, 2022). This requires criticality that challenges laypersons, especially when their prior knowledge on the issue at hand is limited (Andreassen and Strømsø, 2012; Braasch et al., 2014)

The challenge of credibility evaluation is even more pronounced when people encounter health-related issues on social networking sites. Social media messages are often very short and informal and may use improper syntax or spelling (Addawood and Bashir, 2016). On social networking sites, such as Twitter, short texts can contain arguments with appropriate, inappropriate, or missing justifications, especially when these texts involve controversial topics. Although modern societies are portrayed by the division of cognitive labor (Scharrer, Rupieper, Stadtler and Bromme, 2017), on social networking sites anyone can share their knowledge, views, or opinions, regardless of their expertise.

Taken together these challenges, we designed a study to investigate how adults evaluate the credibility of accurate and inaccurate short, health-related social media posts. In particular, we were interested how source characteristics and the quality of evidence affect peoples' credibility evaluations. Because peoples' prior beliefs about a topic reflect their evaluations (Richter and Maier, 2017), we also examined the role of participants' prior beliefs on the topic in their credibility evaluations.

## 2. Credibility Evaluation of Social Media Posts

Short social media posts usually comprise a source, i.e. the author of a post; content; and peripheral cues, such as likes and re-tweets. In the present study, we were interested in how source characteristics and the quality of message content were reflected in readers' credibility judgments. Our study was informed by a bidirectional model of first- and second-hand evaluation strategies proposed by Barzilai, Thomm and Shlomi-Ellooz (2020), which describes how readers can evaluate conflicting views on an issue (see also Stadtler and Bromme 2014). More precisely, the model

---

ORCID(s):

provided us with a framework for the elements readers may consider when evaluating the credibility of social media posts.

Barzilai et al. (2020) specify three first-hand evaluation strategies that can be used to judge content quality. These strategies are discourse-based validation, knowledge-based validation, and corroboration. When using discourse-based strategies, readers use various discourse features, such as argument quality, to make judgments about the credibility of content. In knowledge-based validation, readers rely on their prior knowledge and beliefs about the topic, whereas in corroboration, readers compare text content to what other resources state about a given issue.

The term ‘second-hand evaluation strategies’, (Barzilai et al., 2020; Stadler and Bromme, 2014) refer to sourcing strategies that readers employ to judge a source’s trustworthiness. Readers can make inferences and evaluate sources’ expertise, benevolence, and integrity (Hendriks, Kienhues and Bromme, 2015) by relying on available information about the source. According to the model, readers use evaluation strategies to judge information and a source reciprocally. That is, source trustworthiness judgments inform content quality judgments, and *vice versa*.

Next, we will first discuss two first-hand evaluation strategies: the discourse-based validation and knowledge-based validation of content. In discourse-based validation, the focus is on argument evaluation. Knowledge-based validation focuses on prior beliefs when evaluating arguments. Then, we will move to second-hand evaluation strategies, focusing on those aspects of the source that are relevant to the present study.

## 2.1. Evaluation of an Argument

Social media posts with restricted lengths, such as messages on Twitter, are usually simple arguments with a rhetoric argument structure. A rhetorical argument is a claim with an accompanying justification, and it differs from a dialogic argument or debate, which includes an opposition between two or more assertions (Kuhn, 1991). A simple rhetoric argument contains one assertion with only one instance of justifying support, which is called evidence (Zarefsky, 2019) or data (Toulmin, 2003). The argument can also include other components, such as a warrant, an often unstated but implicit inference that connects the evidence to the claim (Toulmin, 2003). For example, empirical research, or evidence entitles us to conclude that vaccines are safe (claim) because we trust that the research has followed the scientific standards, which is the warrant.

When evaluating arguments, readers can pay attention to the coherence of the argument and the quality of evidence provided (Nussbaum, 2021). There are several different types of evidence (Hornikx, 2005; Kuhn, 1991; Zarefsky, 2019), which differ in terms of their quality, reflecting how the evidence was produced (Chinn, Rinehart and Buckland, 2014). For example, research processes, such as experiments, statistical analyses, and meta-analyses can offer causal and statistical evidence. The other type of evidence is testimonial evidence (Zarefsky, 2019) or expert evidence (Hornikx, 2005). Testimony, which can consist of either a fact or an opinion, is a statement on the part of some source. It is reasonable to rely on testimonial evidence from a qualified source when an author does not have direct knowledge of the topic but can trust the expertise of others.

Anecdotal evidence and social consensus are evidence types that are common in health communication, especially in social media. Anecdotal evidence, such as personal experiences, relies on a narrative way of knowing (Hinyard and Kreuter, 2007). Furthermore, social consensus refers to widely agreed upon facts, shared value judgments, shared historical understandings, previously established claims, and stipulations (Zarefsky, 2019).

Because social media contain an enormous number of short messages competing for readers’ attention, the persuasiveness of the evidence is crucial. When examining the relative persuasiveness of different evidence types (i.e., anecdotal versus statistical evidence), results have been contradictory. However, Hornikx (2005) found in his narrative literature review that in six of twelve studies, in which the persuasiveness of anecdotal evidence and the persuasiveness statistical evidence were compared, statistical evidence was shown to be more persuasive than anecdotal evidence. In one study anecdotal evidence was shown to be more persuasive, and in five studies no differences were found. In addition, a meta-analysis consisting of 15 studies concerning health communication campaigns (Zebregs, van den Putte, Neijens and de Graaf, 2015) showed that statistical evidence has a stronger influence on beliefs and attitudes than anecdotal evidence but that anecdotal evidence had a stronger influence on intention, which relate more closely to affective responses.

In terms of the evaluation of evidence, readers may struggle to differentiate evidence in terms of quality. For example, List, Du and Lyu (2021) found that even though undergraduate students ( $N = 82$ ) considered anecdotal evidence considerably less convincing than other types of evidence, they struggled to differentiate observational, correlational, and causal evidence effectively. This is worrying because, on social media, discussions of health issues often include causal claims or generalisations that may or may not be supported by appropriate causal evidence.

## 2.2. Prior Beliefs in Argument Evaluation

When browsing, reading, and evaluating short social media messages, readers may use heuristic processing which is superficial and quick and relies on salient cues (Metzger and Flanagin, 2013). Prior beliefs are one internal resource that readers can use to quickly evaluate the plausibility and credibility of information (Richter and Maier, 2017). When readers evaluate information, they seem to favor belief-consistent information over belief-inconsistent information (Abendroth and Richter, 2021; McCrudden and Barnes, 2016; van Strien, Kammerer, Brand-Gruwel and Boshuizen, 2016).

For example, McCrudden and Barnes (2016) asked 72 high school students to evaluate eight arguments about climate change. Four arguments claimed that humans affect climate change, and four other arguments claimed the opposite. Half of the arguments were strong, and half were weak. It was found that students evaluated belief-consistent arguments more favorably than belief-inconsistent arguments. However, arguments were not evaluated solely on the basis of their belief-consistency. Namely, students evaluated strong arguments more favorably than weak arguments. Importantly, further analysis showed that students' evaluations of strong belief-inconsistent arguments and weak belief-consistent arguments did not differ.

Similarly, prior beliefs have been found to play a role when readers evaluate the credibility of websites (Tarchi, 2019; van Strien et al., 2016). For example, van Strien et al. (2016) examined the role of prior beliefs, or attitudes, as Van Strien et al. refer to them, when 79 university students evaluated four websites in favor of and four websites against organic food. The students with stronger prior attitudes judged the credibility of the attitude-inconsistent websites to be lower.

## 2.3. Evaluation of a Source

The trustworthiness of a source refers to readers' perceptions of positive characteristics on the part of that source, which allow them to accept the source's message (Fogg, 2002; Ohanian, 1990). Readers' judgments about the source's trustworthiness may be based on evidence of the source's competence, honesty, goodwill, and epistemic responsibility (Rolin, 2020). Evaluation of source trustworthiness is essential, particularly when readers evaluate scientific information, including health information, that they do not have specialized knowledge (Hendriks et al., 2015). Hendriks et al. (2015) found three dimensions that laypersons rely on when deciding whether they trust an expert. These dimensions are expertise, integrity, and benevolence.

A source's expertise can be evaluated by exploring that source's credentials, such as degrees, professional achievements, affiliations, and other indicators of competence, such as awards and publications (Rolin, 2020; Bråten, McCrudden, Stang Lund, Brante and Strømsø, 2018). Furthermore, 'integrity' refers to honesty, objectivity, and acting according to scientific and professional standards, whereas 'benevolence' refers to goodwill and intentions toward others and society (Hendriks et al., 2015).

The source information provided on social media messages is often limited. For example, on Twitter, the information that users can provide amounts to a short profile description and a profile picture. Thus, when evaluating a source's trustworthiness, readers must be content with these limited cues regarding the source. Furthermore, people are not reliably sensitive to cues indicating trustworthiness (Shieber, 2015).

Accordingly, in this study, we created short descriptions of the sources of social media messages, including cues about their expertise and profile pictures. We manipulated the source expertise and profile picture, in which the gender and ethnicity of the source varied. Next, we will present some previous research on the role of these source characteristics in credibility evaluation.

It is widely acknowledged that information about a source's expertise plays a pivotal role in credibility evaluation of social media messages and beyond (Meinert and Krämer, 2022; Lin, Spence and Lachlan, 2016; Stadler and Bromme, 2014). Hirvonen, Tirroniemi and Kortelainen (2019) have studied cognitive authority in health-related information-sharing processes online. They found that authority-related cues, such as user information, the authority's own experience, and education and background, were important when girls and young women evaluated the information credibility of their peers in an online forum related to health topics.

Lin et al. (2016) studied the credibility evaluation of mock Twitter pages considering health issues. Altogether, 696 undergraduates participated in a quasi-experiment. The two aspects of the Twitter pages were manipulated: the author (author cues) and originality of the tweets (original or retweeted, as well as bandwagon cues). The Twitter pages were owned by the Center for Disease Control and Preventions (CDC), a college student, or a stranger without any identifying information. After viewing the pages, students were asked to evaluate the source's credibility from three perspectives: competence, goodwill, and trustworthiness. The author cues were found to influence perceived

credibility the most. The CDC was evaluated as more credible than the student and the stranger. The bandwagon cues, which are cues that imply that others see the post as credible, also had an effect: the student and the stranger were evaluated as more credible when they retweeted each other. Interestingly, the CDC twitter page without any retweets was perceived as the most credible in all evaluated aspects.

In addition to source expertise, some studies have examined other features of the source, such as gender and ethnicity. Spence, Lachlan, Spates and Lin (2013) investigated intercultural differences in responding to health messages specifically in the context of Facebook. In their study, participants from the Caucasian and African American communities ( $N=200$ ) were evaluated to determine their response efficacy and behavioral intentions after being exposed to a social media page with an avatar. The African American page owner communicated either high or low ethnic identity, encouraging participants to read a story about heart disease. African American participants perceived both ethnic authors as more competent, caring, and trustworthy than Caucasian participants did. While the perceived credibility of the author was not measured, African American participants indicated stronger intention to change their dietary behavior after seeing a health message delivered by an African American avatar with high ethnic identification as compared to one with low ethnic identification.

Armstrong and McAdams (2009) examined the role of gender in credibility evaluation of blogs. They found that gender influenced how undergraduates perceived credibility. The blog posts with male authors were seen as more credible than posts with female authors. Similar results regarding credibility and gender have also been attained with newscasters (Weibel, Wissmath and Groner, 2008).

Finally, Groggel, Nilizadeh, Ahn, Kapadia and Rojas (2019) investigated how people perceived both gender and ethnicity as well as physical attractiveness as a cue indicating trustworthiness when evaluating Twitter accounts. In the study, Amazon Mechanical Turk workers evaluated the trustworthiness of 816 Twitter profiles. The results indicated that attractiveness was positively associated with trust. Furthermore, White Twitter accounts were evaluated as more trustworthy than Black accounts. Also, Black male and both Black and White female accounts were viewed as less trustworthy than White male accounts. White workers also evaluated White accounts as trustworthy.

### 3. Present Study

The present study was intended to understand how adults evaluate short social media posts on health issues. Informed by the bidirectional model of first- and second-hand evaluation strategies created by Barzilai et al. (2020), we were interested in how evaluation strategies would be reflected in readers' credibility judgments regarding short social media posts. We created accurate, meaning in line with current scientific knowledge, and inaccurate, meaning not in line with current scientific knowledge, social media messages on five health topics that included a simple argument in the form of a claim and evidence. We manipulated evidence type and source characteristics, specifically the author's expertise, gender, and ethnicity. The participants, who were recruited from two crowdsourcing platforms, were asked to evaluate the credibility of the posts. Before the evaluators were given a set of credibility evaluation tasks, participants responded to item regarding prior beliefs about the five health topics.

Using this design, we examined how evidence type, participants' prior beliefs, and the characteristics of the source were associated with participants' credibility judgments regarding the posts after the topic and crowd-sourcing platform were controlled for. Based on theoretical assumptions (Barzilai et al., 2020; Richter and Maier, 2017; Stadler and Bromme, 2014) supported by previous empirical evidence, we assumed that the quality of evidence (Hornikx, 2005; List et al., 2021), participants' prior beliefs (McCrudden and Barnes, 2016; van Strien et al., 2016), and the expertise of the source (Bråten et al., 2018; Lin et al., 2016) would be associated with the participants' credibility judgments. Finally, we were interested in testing the effect of the source's gender and ethnicity on credibility evaluation.

We controlled for the topic of the posts because it has been shown to play a role in the credibility evaluation of texts (Bråten et al., 2018; Hämäläinen, Kiili, Rääkkönen and Marttunen, 2021). Because the workers on the two chosen crowd-sourcing platforms have somewhat different social-cultural backgrounds, platform was controlled for. All the variables included in this study are presented in Table 1.

## 4. Methodology

### 4.1. Participants

We used crowdsourcing to recruit participants for our study. The popularity of crowdsourcing has increased steadily, and it is used in a variety of fields (Hossain and Kauranen, 2015). A total of 844 participants were re-

**Table 1**

Independent and control variables in a set of the evaluation tasks for accurate and inaccurate posts.

Variable	Description	Manipulation
Independent Variables:		
Evidence Type	Evidence type supporting the main claim of the social media post.	A) Research (only for accurate claims) B) Testimony C) Personal experience D) Consensus
Prior Belief Consistency	Consistency of self-rated prior beliefs about the topic in relation to the post with the accurate or inaccurate knowledge claim.	
Source	The author of the social media post.	A) Professor of medicine B) Nurse education practitioner C) Professional lifestyle blogger D) Parent
Source's Gender	Self-identified gender of the author presented in the profile picture.	A) Female B) Male
Source's Ethnicity	Self-identified ethnicity of the author presented in the profile picture.	A) Asian B) Black C) White
Control Variables:		
Topic	The topic of the health-related social media post.	A) Food safety B) Fish oil C) Processed red meat D) Vaccine safety E) Vitamin D
Platform	Crowdsourcing platform on which participants completed the set of credibility evaluation tasks.	A) Prolific B) Toloka

cruited from two crowdsourcing platforms: Prolific and Toloka. We used two platforms to obtain a geographically and culturally broad sample. Participants were required to complete a demographic survey at the beginning of the study. We used Pew Research's Demographics Questionnaire [PewResearchCenter \(2015\)](#), as the basis for our survey. The demographic information regarding the participants is presented in Table 2.

#### 4.2. Social Media Credibility Evaluation Task

We designed short social media posts regarding five health topics on which both accurate and inaccurate information spread on the internet. The topics were the safety of vaccines, fish oil, Vitamin D, processed red meat, and food safety. We chose the topics from a current Finnish book written by [Knuuti \(2020\)](#), a professor and director of the Turku PET Centre, University of Turku. For this book, Knuuti collected 250 inaccurate health-related knowledge claims that are common on the internet. He describes the reasoning regarding inaccurate knowledge claims on the internet and then provides current scientific knowledge on the issue. We also used these descriptions in designing the messages.

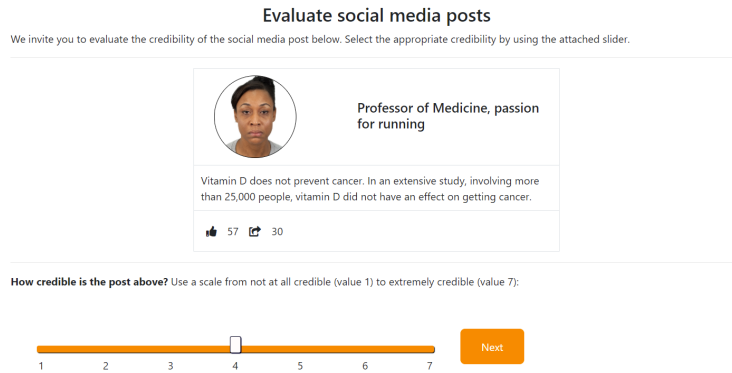
The messages comprised three main components which were manipulated: the knowledge claim, supporting evidence, and author of the message (see Figure 1). Knowledge claims were either accurate, that is, in correspondence with the current scientific knowledge (e.g., Vitamin D does not prevent cancer), or inaccurate (e.g., Vitamin D prevents cancer). The knowledge claims were paired with supporting evidence that represented one of the following evidence types: research evidence, testimony, personal experience, and social consensus ([Jacobsen, Halvorsen, Frasier, Schmitt, Crocco and Segall, 2018](#); [Zarefsky, 2019](#)). Because we used authentic findings as research evidence, we only presented these findings with accurate claims. Examples of the knowledge claims and evidence types related to processed red meat are presented in Table 3.

We created four types of authors, or sources and varied their expertise. Two of them, a professor of medicine

**Table 2**  
Participants self-reported demographic information by crowdsourcing platform.

	Toloka	Prolific	Total
Respondents	425	419	844
Mean age	33	43	38
Minimum age	18	20	
Maximum age	85	84	
<b>Gender:</b>			
Male	240(56%)	204(49%)	444(53%)
Female	180(42%)	215(51%)	395(47%)
Other	5(1%)	0	5(<1%)
<b>Ethnicity:</b>			
Asian	47 (11%)	23(5%)	70(8%)
Black	26 (6%)	10(2%)	36(4%)
White	309 (73%)	357(85%)	666(79%)
Other or multiple	43 (10%)	29(7%)	72(9%)
<b>Nationalities:</b>	Russia – 237(56%) Ukraine – 29(7%) Turkey – 20(5%)	UK – 272(65%) United States – 49(12%) Italy – 15(4%)	UK – 273(33%) Russia – 237(28%) United States – 56(7%)
<b>Rest:</b>	139(33%)	83(20%)	278(33%)
<b>Education:</b>			
Doctorate	5 (1%)	11(3%)	16(1%)
Master degree	73 (17%)	68(16%)	141(17%)
Bachelor degree	148(35%)	173(41%)	321(38%)
High school diploma	107(25%)	123(29%)	230(27%)
Professional degree	59(14%)	17(4%)	76(9%)
Other qualifications or none	33(8%)	27(6%)	60(7%)

**Figure 1:** Credibility evaluation task on the Prolific platform.



and a nurse education practitioner for undergraduates, were domain experts. The other two, a professional lifestyle blogger and a parent, did not have domain expertise. In addition to this information, the author profile included a short description, such as ‘passion for running’, to make the social media messages seem more authentic.

Because prior work has suggested that an author’s ethnic background and gender are associated with reader’s responses to social media health information (Armstrong and McAdams, 2009; Spence et al., 2013), we also varied the author gender and ethnicity. Thus, we used the Chicago face database (Ma, Correll and Wittenbrink, 2015), which provides facial pictures along with the self-identified ethnicity and gender of the model, as well as a subjective attractiveness score based on ratings from US-based raters. Using this data, we selected pictures of people with average attractiveness who were between 35 and 45 years of age. We included males and females, as well as those who self-identified as Asian, Black and White. The age and attractiveness selection were performed in order to create a uniform

**Table 3**

Arguments of the evaluated social media posts concerning processed red meat.

Argument with the accurate claim	Evidence type
Red processed meat is a major health hazard. The study review found that red processed meat was associated with a higher incidence and mortality of arterial disease.	Research
Red processed meat is a major health hazard. The WHO places processed meat into the highest risk category of carcinogens.	Testimony
Red processed meat is a major health hazard. Humans with a balanced diet without red processed meat feel better.	Consensus
Red processed meat is a major health hazard. I eat red meat regularly and at my physical, some of my important indicators are alarming.	Personal Experience
Argument with the inaccurate claim	
Red processed meat is not a significant health hazard. My personal trainer appreciates red processed meat as a part of a balanced diet.	Testimony
Red processed meat is not a significant health hazard. Humans are carnivores and this is how we have survived.	Consensus
Red processed meat is not a significant health hazard. I eat red meat regularly and at my physical, all of my important indicators are great.	Personal Experience

set of facial pictures and thus rule out very unlikely combinations, such as 20 year old professors. The selected faces are shown in the appendix in Figure 4, in the Appendix.

These manipulations resulted in 480 unique posts with accurate knowledge claim and 360 unique post with inaccurate knowledge claim. Participants were assigned to evaluate the credibility of ten posts on a single item scale from 1 to 7 (1 = not at all credible; 7 = extremely credible).

### 4.3. Prior belief measure

Before gaining access to a set of credibility evaluation tasks, participants' prior beliefs on the topic were measured using one statement for each topic at hand and a 7-point scale, for example, 'Vaccines are safe', and 'Red meat is healthy'.

We coded the responses to prior belief items in relation to how consistent they were with the claim. For accurate claims, a prior belief score of 7 corresponds to a prior belief consistency score of 3, and a prior belief score of 1 corresponds to consistency of -3. For inaccurate claims, this was done in reverse, with a prior belief score of 1 corresponding to consistency score of 3 and a prior belief score of 7 corresponding to consistency score of -3. The variable was labeled as prior belief consistency, with a scale from -3 to 3.

### 4.4. Data collection procedure

Crowdworkers on Toloka and Prolific were offered an opportunity to take part in our study. These crowdworkers were first asked to fill out a questionnaire that contained questions about demographic information and the prior belief measure. After completing the questionnaire successfully, the workers proceeded to the credibility evaluation task, in which they were asked to evaluate ten social media posts. On the two platforms, somewhat different methodologies were used to deliver the set of credibility evaluation tasks because of the ways how these platforms work.

For the Prolific platform, we gave the tasks to the participants in predetermined batches of ten, with minimised repetition of variables. The tasks were accepted for payment only if the participant made ten evaluations.

On the Toloka platform, each participant had the opportunity to make the maximum of ten evaluations, and they were assigned at random. Only the top 20% of crowdworkers, in terms of performance, on the Toloka platform were offered chance to take part in the study. All evaluations made on the Toloka platform were accepted. Of the Toloka participants, 99% completed the maximum of ten evaluations. The task used on the Prolific platform is shown in Figure 1.

#### 4.5. Statistical analysis

In the statistical analysis, the unit of analysis was the credibility evaluation of a social media post. The analyses were conducted separately for posts including accurate and inaccurate knowledge claim, which are later referred as accurate and inaccurate posts below. The data consists of 4787 credibility evaluation of accurate posts and 3593 evaluations of inaccurate posts. Twenty credibility evaluations were excluded from the analysis due to technical problems.

All statistical analyses were conducted using R. To examine how independent variables (see Table 1) were associated with the credibility evaluations of social media posts, we used a cumulative link mixed model. The cumulative link mixed model (CLMM), also known as ordered regression model (Christensen, 2015), has been advocated for use with ordered outcome measures (Fullerton and Anderson, 2021).

To provide a CLMM model and odds ratios, we used the ordinal package created by Christensen (2015) for the R programming language. The specific formula used is follows: "Credibility~Accuracy + ClaimEvidence + Topic + Author + Platform + Gender + Ethnicity + (1|ID)". The control variable ID corresponds to each individual evaluator who performed the maximum of ten evaluations in the sample. For the reference category, that is, the category other categories are compared to in the model (see reference categories in Tables 5 and 6), we chose the category that one would assume to produce the highest credibility rating. Otherwise we used the category that was first in alphabetic order. Thus we chose research for evidence type, highest consistency for prior beliefs and professor for source expertise. For gender and ethnicity and the control variables, we used the alphabetic order.

We also present odds ratios (ORs), which are calculated with the ordinal package (Christensen, 2015), to highlight the association between the independent variable and the dependent variable. Odds ratios have been advocated for use as an effect size measure with cumulative link mixed models and ordered regression models (Fleiss, 1994; Fullerton and Xu, 2016). Moreover, odds ratios have been used with CLMM models in a variety of fields Oehm, Merle, Tautenhahn, Jensen, Mueller, Feist and Zablotzki (2022); Rezapour and Ksaibati (2021). An OR greater than 1 indicates how many times greater the expected credibility evaluation value of the category of interest is than the reference category. In contrast, an OR smaller than 1 indicates that the expected evaluation value in the reference category is greater than that in the category of interest. The ORs were transformed to another popular effect size measure, Cohen's  $d$ , with the effectsize R package created by Ben-Shachar, Lüdtke and Makowski (2020). The Cohen's  $d$  effect sizes were interpreted as follows: small ( $d = 0.2$ ), medium ( $d = 0.5$ ), and large ( $d = 0.8$ ) (Cohen, 2013).

To calculate the goodness-of-fit statistics, we used the anova.clmm function of the RVAideMemoire package (Hervé and Hervé, 2020) to perform a likelihood-ratio test (Crainiceanu and Ruppert, 2004).

## 5. Results

In this study, we were interested in how content-related issues (i.e. evidence type and prior belief consistency) and source's characteristics (i.e., source expertise, ethnicity and gender) were associated with reader's credibility evaluations of short social media posts when the posts' topic and crowdsourcing platform were controlled for. The descriptive statistics are shown in Table 4.

We ran the CLMM analyses separately for credibility evaluations of the posts with accurate and inaccurate knowledge claims. A Likelihood-ratio test between full models and their null model counterparts, that is, models without predictors, showed a good fit, with both being statistically significant at the  $p < .001$  level.

The results of the CLMM analysis are presented in Table 5 for the posts with accurate claim and in Table 6 for the posts with inaccurate claims. As assumed, the content-related issues (i.e., evidence type and prior belief consistency) affected readers' credibility evaluations of the posts regardless whether their claims were accurate or inaccurate.

As shown in Tables 5 and 6, participants' prior beliefs especially affected their credibility evaluations. The more consistent participants' prior beliefs were with the claim of the post, the more credible the message was evaluated as being. The effect sizes (Cohen's  $d$ ) between the evaluations of the very high consistency and the very low consistency posts were -0.71 for the messages with accurate claim and -1.17 for the messages with inaccurate claim.

The role of evidence type in credibility evaluation was small: the effect sizes ranged from 0.11 to -0.18, when other evidence types were compared to research evidence (accurate claims) or testimony (inaccurate claims). Notably, for the posts with the accurate claim, the posts with testimony were evaluated the most credible, with testimony being 1.21 times more likely to be evaluated credible than research evidence. When evaluating inaccurate claims, readers evaluated the posts with testimony and consensus similar in credibility.

In terms of the source characteristics, our assumptions were partly confirmed. The expertise of the source affected credibility evaluations, whereas source gender and ethnicity did not have any effect. The posts written by the expert



**Table 4**

Descriptives for the credibility scores by independent and control variables. Note that; the credibility evaluations were given on a scale from 1 to 7 and N is the number of credibility evaluations within each variable.

Variable	Manipulation	Mean	SD	N
Accuracy of the Claim	Accurate	4.25	1.72	4787
	Inaccurate	3.65	1.81	3593
Evidence Type	Research	4.36	1.64	1193
	Testimony	4.13	1.77	2400
	Consensus	3.94	1.81	2389
	Personal experience	3.74	1.80	2398
Prior belief consistency	3	4.30	1.90	1120
	2	4.18	1.71	1162
	1	4.16	1.65	1276
	0	4.02	1.69	1583
	-1	3.82	1.73	1198
	-2	3.68	1.78	1083
	-3	3.75	2.02	958
Source	Professor of medicine	4.40	1.77	2094
	Nurse education practitioner	4.22	1.69	2095
	Professional lifestyle blogger	3.80	1.78	2093
	Parent	3.56	1.78	2098
Source's Gender	Female	4.02	1.80	4191
	Male	3.97	1.77	4189
Source's Ethnicity	Asian	3.97	1.79	2797
	Black	4.05	1.77	2789
	White	3.97	1.79	2794
Topic	Food safety	4.22	1.76	1673
	Vitamin D	4.04	1.84	1680
	Fish oil	4.01	1.68	1676
	Processed red meat	3.99	1.74	1678
	Vaccine safety	3.72	1.87	1673
Platform	Prolific	3.68	1.75	4190
	Toloka	4.32	1.77	4190

sources, that is professor of medicine or nurse education practitioner, were evaluated to be more credible than posts by non-expert sources. Cohen's d varied from -0.43 to -0.62 when the expert sources were compared to the parent and from -0.39 to -0.49 when the expert sources were compared to the professional life style blogger.

To sum up, our results suggest that adults' prior beliefs play a considerable role in credibility evaluation of short social media posts across different sources (See Figure 2). This is particularly significant when adults face inaccurate information on social media. Furthermore, adult readers seem to pay more attention to the source features indicating source's expertise than to the quality of the evidence (See Figure 3). For example, regardless of evidence type used in the arguments, participants trusted more the posts by the professor of medicine more than those by the parent.

**Table 5**

CLMM results for accurate social media posts. Note: \*\*\*p &lt; 0.001, \*\* p &lt; 0.01.

Fixed effect terms	Estimate	Std. error	Odds Ratio	Cohen's d
<b>Independent variables:</b>				
Evidence Type – Reference: Research Testimony	0.19*	0.08	1.21	0.11
Consensus	-0.29***	0.08	0.75	-0.16
Personal experience	-0.33***	0.10	0.72	-0.18
-----				
Prior Belief Consistency – Reference: 3				
2	-0.45***	0.12	0.64	-0.25
1	-0.68***	0.12	0.50	-0.37
0	-1.19***	0.11	0.30	-0.65
-1	-1.21***	0.13	0.30	-0.66
-2	-1.48***	0.15	0.23	-0.82
-3	-1.28***	0.14	0.28	-0.71
-----				
Source's Expertise – Reference: Professor of medicine				
Nurse education practitioner	-0.28***	0.08	0.75	-0.16
Professional lifestyle blogger	-0.89***	0.08	0.41	-0.49
Parent	-1.13***	0.08	0.32	-0.62
-----				
Source's Gender – Reference: Female				
Male	-0.04	0.06	0.96	-0.02
-----				
Source's Ethnicity – Reference: Asian				
Black	0.10	0.07	1.11	0.06
White	0.08	0.07	1.08	0.04
-----				
<b>Control variables:</b>				
Topic – Reference: Fish oil				
Food safety	1.49***	0.09	4.44	0.82
Processed red meat	0.69***	0.09	1.99	0.38
Vaccine safety	0.39***	0.09	1.47	0.21
Vitamin D	1.57***	0.11	4.80	0.86
-----				
Platform - Reference: Prolific				
Toloka	0.69***	0.09	2.00	0.38
-----				
<b>Post-Hoc analysis – Evidence Type:</b>				
Consensus – Testimony	-0.48***	0.08	0.62	-0.26
Consensus – Personal experience	0.04	0.08	1.04	0.02
Personal experience – Testimony	-0.52***	0.09	0.60	-0.28
-----				
<b>Post-Hoc analysis – Source's expertise:</b>				
Nurse education practitioner – Professional lifestyle blogger	0.60***	0.08	1.82	0.33
Nurse education practitioner – Parent	0.85***	0.08	2.34	0.47
Parent – Professional lifestyle blogger	-0.25***	0.08	0.80	-0.14

## 6. Discussion

This study sought to understand how adult readers evaluate the credibility of short health-related social media posts that vary in source characteristics and the argument quality. Our design of the social media posts included some unique features. First, we chose topics on which accurate and inaccurate claims spread on the internet by relying on the thorough investigation of a medical professor who has collected scientific evidence to combat the common misinformation on health issues (Knuuti, 2020). Second, this study was the first to manipulate evidence type (i.e., research evidence, testimony, consensus, and personal experience) in social media posts showing that the quality of evidence had a minor effect on adult readers' credibility evaluations. Another unique feature of this study was that we recruited participants from the two different crowdsourcing platforms to have a culturally broad sample. This solution also revealed that the choice of the increasingly common crowdsourcing platforms in data collection might have some effects on the results. First, we discuss the findings in terms of first-and second-hand evaluation (i.e., content and

**Table 6**CLMM results for inaccurate social media posts. Note: \*\*\* $p < 0.001$ , \*\*  $p < 0.01$ .

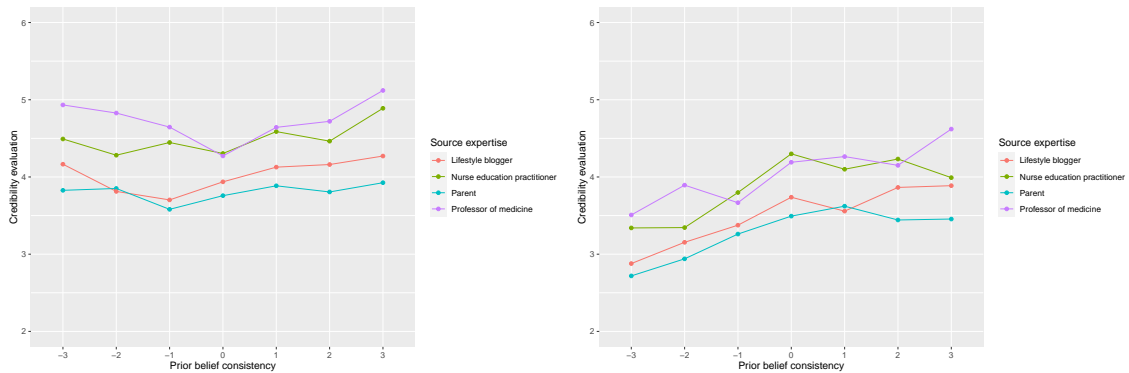
Fixed effect terms	Estimate	std. error	Odds Ratio	Cohen's d
<b>Independent variables:</b>				
Evidence Type – Reference: Testimony				
Consensus	0.01	0.09	1.01	0.01
Personal experience	-0.32***	0.10	0.72	-0.18
-----				
Prior Belief Consistency – Reference: 3				
2	-0.23	0.17	0.79	-0.12
1	-0.61***	0.17	0.54	-0.34
0	-0.85***	0.16	0.43	-0.47
-1	-1.31***	0.17	0.27	-0.72
-2	-1.54***	0.17	0.21	-0.85
-3	-2.12***	0.18	0.12	-1.17
-----				
Source's Expertise – Reference: Professor of medicine				
Nurse education practitioner	-0.08	0.09	0.93	-0.04
Professional lifestyle blogger	-0.71***	0.10	0.49	-0.39
Parent	-0.86***	0.10	0.42	-0.47
-----				
Source's Gender – Reference: Female				
Male	-0.10	0.07	0.91	-0.05
-----				
Source's Ethnicity – Reference: Asian				
Black	0.11	0.08	1.12	0.06
White	-0.07	0.08	0.93	-0.04
-----				
<b>Control variables:</b>				
Topic – Reference: Fish oil				
Food safety	-1.32	0.11	0.27	-0.73
Processed red meat	-0.90	0.11	0.41	-0.50
Vaccine safety	-1.46	0.11	0.23	-0.80
Vitamin D	-2.21	0.16	0.11	-1.22
-----				
Platform – Reference: Prolific				
Toloka	1.04***	0.11	2.83	0.57
-----				
<b>Post-Hoc analysis – Evidence Type:</b>				
Consensus – Observation	0.35***	0.08	1.42	0.19
-----				
<b>Post-Hoc analysis – Source's expertise:</b>				
Nurse education practitioner – Professional lifestyle blogger	0.61***	0.09	1.85	0.34
Nurse education practitioner – Parent	0.81***	0.09	2.24	0.44
Parent – Professional lifestyle blogger	-0.19	0.09	0.82	-0.11

source evaluation) strategies, after which we consider limitations of the study.

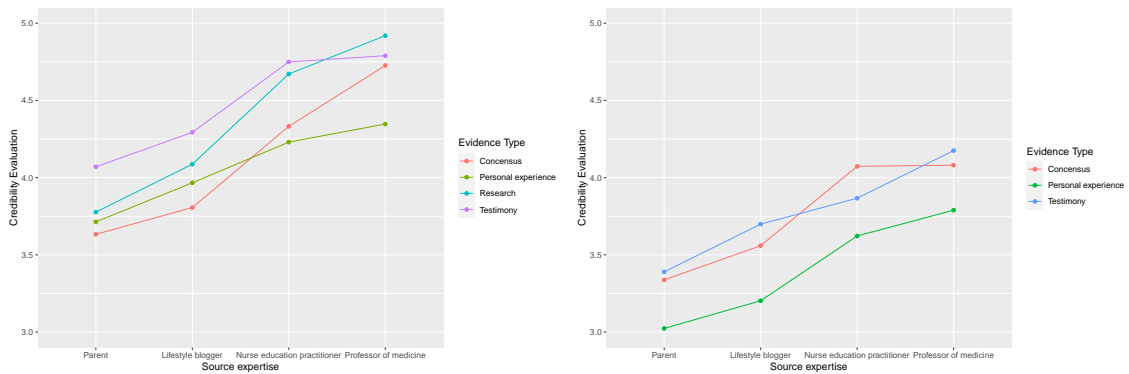
In terms of first-hand evaluation strategies, participants' prior beliefs mattered more regarding their credibility judgments than the quality of the evidence presented in the post. The more consistent the participants' prior beliefs were with the claim of the post, the more credible the post was evaluated as being. This association was found in credibility judgments of both accurate and inaccurate posts, and it is in line with previous research (Abendroth and Richter, 2021; McCrudden and Barnes, 2016). Relying on one's prior beliefs in credibility evaluation is, however, a double-edged sword. When person has accurate prior beliefs, they can be effectively used to disregard misinformation. In contrast, when a person has false prior beliefs, relying on them in credibility evaluation is unwise, as this strategy may do nothing but strengthen one's false beliefs. Therefore, it is essential that, in our increasingly complex knowledge society, laypeople acknowledge the limits of their prior knowledge and beliefs when consuming online information (Osborne and Pimentel, 2022).

Readers' prior beliefs are a quick internal resource that they can easily access and use in their credibility evaluations. In contrast, evaluating the evidence in relation to the presented claim may require more processing effort. However, it is still somewhat surprising that the evidence type had hardly an effect ( $ds < 0.20$ ) on participants' evaluation of accurate

**Figure 2:** Credibility evaluations for accurate and inaccurate posts by source and prior belief consistency.



**Figure 3:** Credibility evaluations for accurate and inaccurate posts by source and evidence type.



social media posts in which all four evidence types (i.e., research, testimony, consensus, and personal experience) were represented. It is understandable that research and testimony had similar effect on credibility evaluation because the testimonies used in our posts relied on authorities (e.g., European Food Safety) or experts (e.g., a doctor), but it is astonishing that the posts relying on consensus or personal experience were valued similarly to the posts that included research evidence or expert testimony.

Our findings contradict the previous findings of List et al. (2021) and Hornikx (2005). In the former study, participants evaluated evidence in the contexts of brief newspaper stories. Unlike these previous studies, our study uniquely examined evidence as part of social media posts, suggesting that research-based evidence may not be so highly valued in the social media context. One reason for this may be that narrative ways of knowing, such as personal experience or consensus, are more persuasive in social media.

In terms of second-hand evaluation strategies, we manipulated the source’s expertise, gender, and ethnicity. Our results suggest that participants emphasise a source’s expertise when evaluating the credibility of social media posts. In fact, source’s gender and ethnicity were not associated at all with participants’ credibility judgments.

Our findings about the role of source’s expertise in credibility evaluation are in line with previous research (e.g. Lin et al., 2016). Participants evaluated the expert sources (i.e., the professor of medicine and nurse education practitioner) as being more credible than the laypersons (i.e. the lifestyle blogger and parent) almost regardless of the presented evidence (Figure 2). This could be explained based on default trust: the default trust occurs when there is no reason to doubt the argument of the source. This kind of trust is typically based on inductive reasoning (Shieber, 2015). For example, trust in the professor’s argument is based on the experience that professors typically provide accurate information. Trust in epistemic authority can also be based on monitoring for the trappings of competence, such as professional titles. This kind of monitoring is more about the symbols of authority than substance (Shieber, 2015).

In our study, the gender and ethnicity of the source did not predict participants' credibility judgments. This is in contradiction to some previous work (Armstrong and McAdams, 2009; Groggel et al., 2019). In these previous studies, the focus has been more on the source's gender and/or ethnicity as such. For example, when examining the gender effects on perceived credibility of blog authors, the content of the blog was kept constant (Armstrong and McAdams, 2009). In our study, the expertise of the source and content of the post were varied, which might explain why gender and ethnicity of the source did not predict participants' credibility judgments. Thus, it is possible that this variation overrode the effect of the source's gender and ethnicity.

It is worth noting that the credibility evaluation of social media posts is cognitively demanding as readers must keep several content and source features in their minds when processing and judging the posts. In this light, our results align with the limited capacity model of mediated message processing (Lang, 2000). The model suggests that due to limited cognitive capacity, people cannot process all aspects of messages they receive, and thus, readers select and process only some features of messages. Furthermore, building on this assumption, the dual processing model of credibility assessment emphasizes that readers' motivation and ability determine whether and to what degree readers will evaluate the credibility of online information (Metzger and Flanagin, 2015). Our credibility evaluation task did not have high personal relevance for the participants, crowdworkers. Thus, crowdworkers' motivation to deeply consider a broader range of source and content features may have been low, leading to using cognitively and temporally cost-effective evaluation strategies. For example, crowdworkers may have based their credibility evaluations mainly on their prior beliefs and source expertise, neglecting the evaluation of the quality of evidence. We assume that readers' behavior would likely be somewhat different if they were engaged in seeking information they need to make important health-related decisions (cf. Sperber, Clément, Heintz, Mascaro, Mercier, Origg and Wilson (2010)). Thus, the results of this study need to be interpreted carefully.

To conclude, our results supported the bi-directional model of the first and second-hand evaluation strategies (Barzilai et al., 2020) by showing that both first- and second hand evaluation strategies (i.e., content evaluation and source evaluation) contributed to adult readers' perceived credibility of social media posts. However, more controlled experiments are needed to examine the nature of the reciprocal relationship between content and source evaluation strategies.

## 6.1. Limitations

As with all studies, this study has limitations that must be considered when interpreting the results. First, our study focused only on the effects of the content of the message (evidence type) and specific source features (expertise, gender, and ethnicity). We did not manipulate the bandwagon features typical of social media messages, such as likes and shares, even though they have been shown to affect the credibility evaluation of such messages (Lin et al., 2016). Furthermore, we did not include any explicit hints about the integrity or benevolence of the source. However, we would like to note that the current design resulted in a large number of different messages (480 unique combinations for accurate posts and 360 unique combinations for inaccurate posts).

Second, due to the platforms' functionalities, the messages were delivered to the different crowdsourcing platforms slightly differently. However, we attempted to minimize the potential effects by controlling for the platform used in our analysis. There were also some benefits of using two crowdsourcing platforms. Namely, our sample was more diverse as compared to one derived using only one specific platform. It is worth mentioning that the crowdsourcing platform had an effect on perceived credibility. The crowdworkers of Toloka tended to evaluate the credibility of the inaccurate posts, in particular, higher than the crowdworkers of Proflific. The future studies should consider potential effects when using different crowdsourcing platforms, especially when generalizing findings.

Third, using crowd-sourcing platforms for data collection has some downsides. For example, workers may complete the tasks as quickly as possible to maximise their income which is a potential threat to the validity of all studies performed using crowd-sourcing (Gadiraju, Kawase, Dietze and Demartini, 2015). We combated this threat by using filters in both crowd-sourcing platforms, that is, recruiting only the top-performing workers for our tasks.

Fourth, we used a single item to measure the perceived credibility of the social media posts, limiting the estimation of instrument reliability. However, according to Fuchs and Diamantopoulos (2009), single-item scale may be advantageous to avoid participants being resent of responding repetitively to similar items, in particular when items are administered multiple times.

## 7. Conclusions

When evaluating the credibility of social media posts, readers can pay attention to the quality of content and trustworthiness of the source of the post. As shown in this study, readers' prior beliefs about the topic play a significant role in credibility evaluation. Readers judge belief-consistent information as more credible than belief-inconsistent information. At worst, this tendency, accompanied by algorithm bias, may strengthen some readers' false beliefs. This, in turn, for its part, accelerates the spread of misinformation in social media. Alarming, readers tend to ignore, to some extent, the quality of evidence in their credibility evaluation. This may be due to reluctance to revise one's beliefs, inability to differentiate the quality of different types of evidence, or not valuing research or expert evidence. However, content posted by an expert is usually evaluated as more credible than the content posted by a layperson. In our study, this was the case regardless of whether the post was accurate or inaccurate. Thus, readers can be more vulnerable to misinformation that is posted by a person who is considered an expert.

Thorough credibility evaluation requires substantial processing effort. In everyday life, however, readers usually rely on cost-effective evaluation practices and, thus, may judge the credibility superficially. Therefore, there is a need for further development of features, such as warning labels, that aid readers in their credibility judgments. However, despite these aids, readers' role in the battle against the spread of misinformation is crucial. Consequently, our education system should equip all citizens with adequate critical evaluation skills.

## 8. Acknowledgements

The research was funded by the Strategic Research Council (SRC), established within the Academy of Finland (Grants 335625, 335729, 324524).

## References

- Abendroth, J., Richter, T., 2021. Mere plausibility enhances comprehension: The role of plausibility in comprehending an unfamiliar scientific debate. *Journal of Educational Psychology* 113, 1304–1322. doi:<https://doi.org/10.1037/edu0000651>.
- Addaood, A., Bashir, M., 2016. "what is your evidence?" a study of controversial topics on social media, in: *Proceedings of the Third Workshop on Argument Mining (ArgMining2016)*, pp. 1–11.
- Andreassen, R., Strømsø, H.I., 2012. Reading about health risks: Who and what to trust? a research review. *Narratives of risk: Interdisciplinary studies* , 255–274.
- Armstrong, C.L., McAdams, M.J., 2009. Blogs of information: How gender cues and individual motivations influence perceptions of credibility. *Journal of Computer-Mediated Communication* 14, 435–456. doi:<https://doi.org/10.1111/j.1083-6101.2009.01448.x>.
- Barzilai, S., Thomm, E., Shlomi-Elouz, T., 2020. Dealing with disagreement: The roles of topic familiarity and disagreement explanation in evaluation of conflicting expert claims and sources. *Learning and Instruction* 69, 101367. doi:<https://doi.org/10.1016/j.learninstruc.2020.101367>.
- Ben-Shachar, M.S., Lüdtke, D., Makowski, D., 2020. effectsize: Estimation of effect size indices and standardized parameters. *Journal of Open Source Software* 5, 2815. doi:<https://doi.org/10.21105/joss.02815>.
- Braasch, J.L., Bråten, I., Britt, M.A., Steffens, B., Strømsø, H.I., 2014. Sensitivity to inaccurate argumentation in health news articles: Potential contributions of readers' topic and epistemic beliefs. *Processing inaccurate information: Theoretical and applied perspectives from cognitive science and the educational sciences* , 117–137.
- Bråten, I., McCrudden, M.T., Stang Lund, E., Brante, E.W., Strømsø, H.I., 2018. Task-oriented learning with multiple documents: Effects of topic familiarity, author expertise, and content relevance on document selection, processing, and use. *Reading Research Quarterly* 53, 345–365. doi:<https://doi.org/10.1002/rrq.197>.
- Chinn, C.A., Rinehart, R.W., Buckland, L.A., 2014. Epistemic cognition and evaluating information: Applying the air model of epistemic cognition, in: *Processing Inaccurate Information*. The MIT Press, pp. 425–.
- Christensen, R.H.B., 2015. ordinal—regression models for ordinal data. R package version 28, 2015.
- Cohen, J., 2013. *Statistical power analysis for the behavioral sciences*. Routledge.
- Crainiceanu, C.M., Ruppert, D., 2004. Likelihood ratio tests in linear mixed models with one variance component. *Journal of the Royal Statistical Society: Series B (Statistical Methodology)* 66, 165–185. doi:<https://doi.org/10.1111/j.1467-9868.2004.00438.x>.
- Ecker, U.K., Lewandowsky, S., Cook, J., Schmid, P., Fazio, L.K., Brashier, N., Kendeou, P., Vraga, E.K., Amazeen, M.A., 2022. The psychological drivers of misinformation belief and its resistance to correction. *Nature Reviews Psychology* 1, 13–29. doi:<https://doi.org/10.1038/s44159-021-00006-y>.
- Fleiss, J.L., 1994. *Measures of effect size for categorical data*. Russell Sage Foundation. pp. 245–260.
- Fogg, B.J., 2002. Persuasive technology: using computers to change what we think and do. *Ubiquity* 2002, 2. doi:<https://doi.org/10.1145/764008.763957>.
- Fuchs, C., Diamantopoulos, A., 2009. Using single-item measures for construct measurement in management research: Conceptual issues and application guidelines. *Die Betriebswirtschaft* 69, 195.
- Fullerton, A.S., Anderson, K.F., 2021. Ordered regression models: a tutorial. *Prevention Science* , 1–13. doi:<https://doi.org/10.1007/s11121-021-01302-y>.

- Fullerton, A.S., Xu, J., 2016. Ordered regression models: Parallel, partial, and non-parallel alternatives. CRC Press.
- Gadiraju, U., Kawase, R., Dietze, S., Demartini, G., 2015. Understanding malicious behavior in crowdsourcing platforms: The case of online surveys, in: Proceedings of the 33rd Annual ACM Conference on Human Factors in Computing Systems, pp. 1631–1640.
- Groggel, A., Nilizadeh, S., Ahn, Y.Y., Kapadia, A., Rojas, F., 2019. Race and the beauty premium: Mechanical turk workers' evaluations of twitter accounts. *Information, Communication & Society* 22, 709–716. doi:<https://doi.org/10.1080/1369118X.2018.1543443>.
- Hämäläinen, E.K., Kiili, C., Rääkkönen, E., Marttunen, M., 2021. Students' abilities to evaluate the credibility of online texts: The role of internet-specific epistemic justifications. *Journal of Computer Assisted Learning* 37, 1409–1422. doi:<https://doi.org/10.1111/jcal.12580>.
- Hendriks, F., Kienhues, D., Bromme, R., 2015. Measuring laypeople's trust in experts in a digital age: The muenster epistemic trustworthiness inventory (meti). *PloS one* 10, e0139309. doi:<https://doi.org/10.1371/journal.pone.0139309>.
- Hervé, M., Hervé, M.M., 2020. Package 'rvaidememoire'. See <https://CRANR-project.org/package=RVAideMemoire>.
- Hinyard, L.J., Kreuter, M.W., 2007. Using narrative communication as a tool for health behavior change: a conceptual, theoretical, and empirical overview. *Health education & behavior* 34, 777–792. doi:<https://doi.org/10.1177/1090198106291963>.
- Hirvonen, N., Tirroniemi, A., Kortelainen, T., 2019. The cognitive authority of user-generated health information in an online forum for girls and young women. *Journal of Documentation* 75, 78–98. doi:<https://doi.org/10.1108/JD-05-2018-0083>.
- Hornikx, J., 2005. A review of experimental research on the relative persuasiveness of anecdotal, statistical, causal, and expert evidence. *Studies in Communication Sciences* 5, 205–216.
- Hossain, M., Kauranen, I., 2015. Crowdsourcing: a comprehensive literature review. *Strategic Outsourcing: An International Journal* 8, 2–22. doi:<https://doi.org/10.1108/S0-12-2014-0029>.
- Jacobsen, R., Halvorsen, A.L., Frasier, A.S., Schmitt, A., Crocco, M., Segall, A., 2018. Thinking deeply, thinking emotionally: How high school students make sense of evidence. *Theory & Research in Social Education* 46, 232–276. doi:<https://doi.org/10.1080/00933104.2018.1425170>.
- Knuuti, J., 2020. Kauppatavaraa terveys–selviydy terveystvätteiden viidakossa. Helsinki: Minerva Kustannus Oy .
- Kuhn, D., 1991. The skills of argument. Cambridge University Press.
- Lang, A., 2000. The limited capacity model of mediated message processing. *Journal of communication* 50, 46–70. doi:<https://doi.org/10.1111/j.1460-2466.2000.tb02833.x>.
- Lin, X., Spence, P.R., Lachlan, K.A., 2016. Social media and credibility indicators: The effect of influence cues. *Computers in Human Behavior* 63, 264–271. doi:<https://doi.org/10.1016/j.chb.2016.05.002>.
- List, A., Du, H., Lyu, B., 2021. Examining undergraduates' text-based evidence identification, evaluation, and use. *Reading and Writing* , 1–31doi:<https://doi.org/10.1007/s11145-021-10219-5>.
- Ma, D.S., Correll, J., Wittenbrink, B., 2015. The chicago face database: A free stimulus set of faces and norming data. *Behavior research methods* 47, 1122–1135. doi:<https://doi.org/10.3758/s13428-014-0532-5>.
- McCrudden, M.T., Barnes, A., 2016. Differences in student reasoning about belief-relevant arguments: A mixed methods study. *Metacognition and Learning* 11, 275–303. doi:<https://doi.org/10.1007/s11409-015-9148-0>.
- Meinert, J., Krämer, N.C., 2022. How the expertise heuristic accelerates decision-making and credibility judgments in social media by means of effort reduction. *PloS one* 17, e0264428. doi:<https://doi.org/10.1371/journal.pone.0264428>.
- Metzger, M.J., Flanagin, A.J., 2013. Credibility and trust of information in online environments: The use of cognitive heuristics. *Journal of pragmatics* 59, 210–220. doi:<https://doi.org/10.1016/j.pragma.2013.07.012>.
- Metzger, M.J., Flanagin, A.J., 2015. Psychological approaches to credibility assessment online. *The handbook of the psychology of communication technology* , 445–466doi:<https://doi.org/10.1002/9781118426456.ch20>.
- Nussbaum, E.M., 2021. Critical integrative argumentation: Toward complexity in students' thinking. *Educational psychologist* 56, 1–17. doi:<https://doi.org/10.1080/00461520.2020.1845173>.
- Oehm, A.W., Merle, R., Tautenhahn, A., Jensen, K.C., Mueller, K.E., Feist, M., Zablotki, Y., 2022. Identifying cow-level factors and farm characteristics associated with locomotion scores in dairy cows using cumulative link mixed models. *PloS one* 17, e0263294. doi:<https://doi.org/10.1371/journal.pone.0263294>.
- Ohanian, R., 1990. Construction and validation of a scale to measure celebrity endorsers' perceived expertise, trustworthiness, and attractiveness. *Journal of advertising* 19, 39–52. doi:<https://doi.org/10.1080/00913367.1990.10673191>.
- Osborne, J., Pimentel, D., 2022. Science, misinformation, and the role of education. *Science* 378, 246–248. doi:10.1126/science.abq8093.
- PewResearchCenter, 2015. Pew research center demographic questions web or mail mode 12-29-2015. <https://assets.pewresearch.org/wp-content/uploads/sites/12/2015/03/Demographic-Questions-Web-and-Mail-English-3-20-2015.pdf>.
- Rezapour, M., Ksaibati, K., 2021. Modeling crashes involving children, finite mixture cumulative link mixed model. *International journal of injury control and safety promotion* 28, 494–502. doi:<https://doi.org/10.1080/17457300.2021.1964088>.
- Richter, T., Maier, J., 2017. Comprehension of multiple documents with conflicting information: A two-step model of validation. *Educational psychologist* 52, 148–166. doi:<https://doi.org/10.1080/00461520.2017.1322968>.
- Rolin, K., 2020. Trust in science, in: *The Routledge Handbook of Trust and Philosophy*. Routledge, pp. 354–366.
- Scharrer, L., Rupieler, Y., Stadler, M., Bromme, R., 2017. When science becomes too easy: Science popularization inclines laypeople to underrate their dependence on experts. *Public Understanding of Science* 26, 1003–1018. doi:<https://doi.org/10.1177/0963662516680311>.
- Shieber, J., 2015. *Testimony: A philosophical introduction*. Routledge.
- Spence, P.R., Lachlan, K.A., Spates, S.A., Lin, X., 2013. Intercultural differences in responses to health messages on social media from spokespeople with varying levels of ethnic identity. *Computers in Human Behavior* 29, 1255–1259. doi:<https://doi.org/10.1016/j.chb.2012.12.013>.
- Sperber, D., Clément, F., Heintz, C., Mascaro, O., Mercier, H., Origgi, G., Wilson, D., 2010. Epistemic vigilance. *Mind & language* 25, 359–393. doi:<https://doi.org/10.1111/j.1468-0017.2010.01394.x>.
- Stadler, M., Bromme, R., 2014. The content–source integration model: A taxonomic description of how readers comprehend conflicting scientific information. *Processing inaccurate information: Theoretical and applied perspectives from cognitive science and the educational sciences* ,

379–402.

van Strien, J.L., Kammerer, Y., Brand-Gruwel, S., Boshuizen, H.P., 2016. How attitude strength biases information processing and evaluation on the web. *Computers in Human Behavior* 60, 245–252. doi:<https://doi.org/10.1016/j.chb.2016.02.057>.

Sun, Y., Zhang, Y., Gwizdka, J., Trace, C.B., et al., 2019. Consumer evaluation of the quality of online health information: systematic literature review of relevant criteria and indicators. *Journal of medical Internet research* 21, e12522. doi:10.2196/12522.

Tarchi, C., 2019. Identifying fake news through trustworthiness judgements of documents/la identificación de noticias falsas mediante juicios de fiabilidad de los documentos. *Cultura y Educación* 31, 369–406. doi:<https://doi.org/10.1080/11356405.2019.1597442>.

Toulmin, S.E., 2003. *The uses of argument*. Cambridge university press.





















Weibel, D., Wissmath, B., Groner, R., 2008. How gender and age affect newscasters' credibility—an investigation in switzerland. *Journal of Broadcasting & Electronic Media* 52, 466–484. doi:<https://doi.org/10.1080/08838150802205801>.

Zarefsky, D., 2019. *The practice of argumentation: Effective reasoning in communication*. Cambridge University Press.

Zebregs, S., van den Putte, B., Neijens, P., de Graaf, A., 2015. The differential impact of statistical and narrative evidence on beliefs, attitude, and intention: A meta-analysis. *Health communication* 30, 282–289. doi:<https://doi.org/10.1080/10410236.2013.842528>.

## 9. Appendix

Figure 4: Pictures of the faces used in our study.

	Professor	Nurse	Professional lifestyle blogger	Parent
White Female				
Black Female				
Asian Female				
White Male				
Black Male				
Asian Male	