

EmotiEffNet Facial Features in Uni-task Emotion Recognition in Video at ABAW-5 competition

Andrey V. Savchenko^{1,2}

¹Sber AI Lab

Moscow, Russia

²HSE University

Laboratory of Algorithms and Technologies for Network Analysis, Nizhny Novgorod, Russia

avsavchenko@hse.ru

Abstract

In this article, the results of our team for the fifth Affective Behavior Analysis in-the-wild (ABAW) competition are presented. The usage of the pre-trained convolutional networks from the EmotiEffNet family for frame-level feature extraction is studied. In particular, we propose an ensemble of a multi-layered perceptron and the LightAutoML-based classifier. The post-processing by smoothing the results for sequential frames is implemented. Experimental results for the large-scale Aff-Wild2 database demonstrate that our model achieves a much greater macro-averaged F1-score for facial expression recognition and action unit detection and concordance correlation coefficients for valence/arousal estimation when compared to baseline.

1. Introduction

The affective behavior analysis in-the-wild (ABAW) problem is an essential part of many intelligent systems with human-computer interaction [8, 9]. It can be used in on-line learning to recognize student satisfaction and engagement [24], understand users' reactions to advertisements, analyze online event participants' emotions, video surveillance [25], etc. Despite significant progress of deep learning in image understanding, video-based prediction of human emotions is still a challenging task due to the absence of large emotional datasets without dirty/uncertain labels.

To speed up progress in this area, a sequence of ABAW workshops and challenges has been launched [5, 7, 14]. They introduced several tasks of human emotion understanding based on large-scale AffWild [11, 28] and AffWild2 [12, 13] datasets. The recent ABAW-5 competition [10] contains an extended version of the Aff-Wild2 database for three uni-task challenges, namely, (1) prediction of two continuous affect dimensions, namely, valence

and arousal (VA); (2) facial expression recognition (FER); and (3) detection of action units (AU), i.e., atomic facial muscle actions. It is strictly required to refine the model by using only annotations for a given task, i.e., the multi-task learning on the VA, FER, and AU labels of the AffWild2 dataset is not allowed. As emotions can rapidly change over time, frame-level predictions are required.

The above-mentioned tasks have been studied in the third ABAW challenge [6] held in conjunction with CVPR 2022, hence, there exist several promising solutions for its participants. The baseline for VA prediction is a ResNet-50 pre-trained on ImageNet with a (linear) output layer that gives final estimates for valence and arousal [10]. Much better results on validation and test sets were achieved by EfficientNet-B0 [22] pre-trained on AffectNet [16] from HSEmotion library [21]. An ensemble approach with the Gated Recurrent Unit (GRU) and Transformer [4] combined using Regular Networks (RegNet) [17] took the third place for this task. The runner-up was a cross-modal co-attention model for continuous emotion recognition using visual-audio-linguistic information based on ResNet-50 for spatial encoding and a temporal convolutional network (TCN) for temporal encoding [29]. Finally, the winning solution utilized two types of encoders to capture the temporal context information in the video (Transformer and LSTM) [15].

The baseline for the FER task is a VGG16 network with fixed convolutional weights, pre-trained on the VGGFACE dataset [10]. The second place was taken by an ensemble of multi-head cross-attention networks (Distract your Attention Network, DAN) [2]. A unified transformer-based multimodal framework for AU detection and FER that uses InceptionResNet visual features and DLN-based audio features [30] took first place in this competition.

Similarly to FER, the baseline for AU detection is a VGGFACE network [10]. A visual spatial-temporal transformer-based model and a convolution-based audio

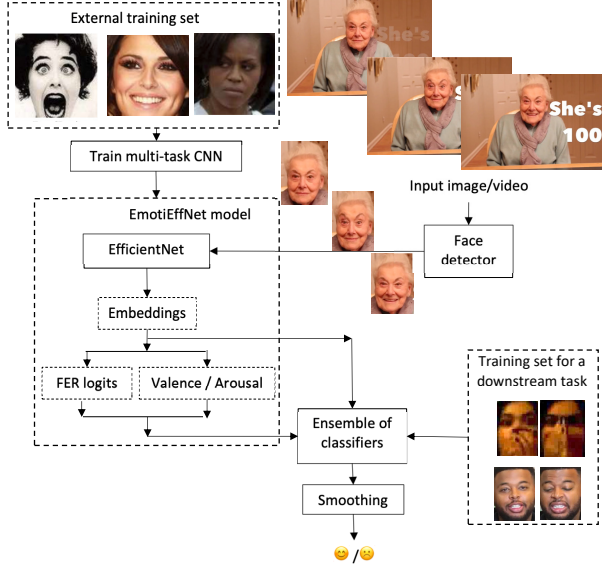


Figure 1. Proposed workflow for the video-based facial emotion analysis.

model to extract action unit-specific features were proposed in [27]. An above-mentioned ensemble approach of GRU and Transformer with RegNets [17] took third place. Slightly better results were achieved by the IResnet100 network that utilized feature pyramid networks and single-stage headless [3]. The winner is again the InceptionResNet-based audiovisual ensemble of the Netease Fuxi Virtual Human team [30].

In this paper, we propose a novel pipeline suitable for all three tasks of ABAW in the video. The unified representation of a facial emotion state is extracted by a pre-trained lightweight EmotiEffNet model [19]. These convolutional neural networks (CNN) are tuned on external AffectNet dataset [16], so the facial embeddings extracted by this neural network do not learn any features that are specific to the Aff-Wild2 dataset [12, 13]. Several blending ensembles are studied based on combining embeddings and logits at the output of these models for each video frame [22, 23]. In addition to MLP (multi-layer perceptron), we examine classifiers from the LightAutoML (LAMA) framework [26].

The remaining part of the paper is organized as follows. The proposed workflow is presented in Section 2. Its experimental study for three tasks from the fifth ABAW challenge is provided in Section 3. Finally, Section 4 contains the conclusion and discussion of future studies.

2. Proposed approach

In this Section, the novel workflow for emotion recognition in video is introduced (Fig. 1). At first, the faces are detected with an arbitrary technique, and the representations of affective behavior are extracted from each face by using

EfficientNet CNN from HSEmotion library [21], such as EmotiEffNet-B0 [22] or the winner of one of the tasks from ABAW-4, namely, MT-EmotiEffNet-B0 [23]. These models were trained for face identification on the VGGFace2 dataset. Next, they were finetuned to recognize facial expression and, in case of multi-task MT-EmotiEffNetmodel, predict valence/arousal from a static photo by using the AffectNet dataset [16].

For simplicity, let us assume that every t -th frame of the video contains a single facial image $X(t)$, where $t \in \{1, 2, \dots, T\}$ and T is the total number of frames [1]. These images are resized and fed into the EmotiEffNet PyTorch models to obtain D -dimensional embeddings $\mathbf{x}(t)$, eight-dimensional logits for 8 facial expressions $\mathbf{l}(t)$ from AffectNet (Anger, Contempt, Disgust, Fear, Happiness, Neutral, Sadness, Surprise) and valence $V(t) \in [-1; 1]$ (how positive/negative a person is) and arousal $A(t) \in [-1; 1]$ (how active/passive a person is) [10].

Next, these facial representations are used to solve an arbitrary downstream task. In this paper, we examine three problems from the ABAW-5 competition, namely (1) VA prediction (multi-output regression); (2) FER (multi-class classification); and (3) AU detection (multi-class multi-label classification).

The supervised learning case is assumed where a training set of $N > 1$ pairs (X_n, y_n) , $n = 1, 2, \dots, N$ is available. Here a facial image X_n from the video frame and associated with corresponding labels y_n . Here are the details about each task:

1. VA estimation data contains a training set with 356 videos and 1653757 frames, and a validation set with 76 videos and 376323 frames
2. Training and validation sets for FER contain 248 videos (585317 frames) and 70 videos (280532 frames), respectively. Each frame is associated with one of eight imbalanced classes (Neutral, Anger, Disgust, Fear, Happiness, Sadness, Surprise, or Other).
3. AU detection challenge consists of a training set (295 videos, 1356694 frames) and a validation set (105 videos, 445836 frames) with 12 highly-imbalanced labels: AU 1 (inner brow raiser), AU 2 (outer brow raiser), AU 4 (brow lowerer), AU 6 (cheek raiser), AU 7 (lid tightener), AU 10 (upper lip raiser), AU 12 (lip corner puller), AU 15 (lip corner depressor), AU 23 (lip tightener), AU 24 (lip pressor), AU 25 (lips part), and AU 26 (jaw drop) [10].

At first, every training example X_n is fed into the same CNN to obtain embeddings \mathbf{x}_n , FER logits \mathbf{l}_n and valence/arousal V_n, A_n . In this paper, the following classifiers are trained: MLP and ensemble models trained via the LAMA library [26]. The latter tries to find the best

pre-processing, classifiers and their ensembles, and post-processing for an arbitrary classification or regression task. Due to computational complexity and poor metrics obtained after 10 minutes of AutoML search, we do not process embeddings $\mathbf{x}(t)$ here. The input of LAMA is a concatenation of logits $\mathbf{l}(t)$, valence $V(t)$, and arousal $A(t)$ at the output of the last layer of EmotiEffNets.

The MLP is trained with the TensorFlow 2 framework similarly to [22]. VA is better predicted using only logits and valence/arousal by an MLP without a hidden layer and two outputs with *tanh* activation functions trained to maximize the mean estimate of the Concordance Correlation Coefficient (CCC) for valence CCC_V and arousal CCC_A .

FER and AU detection are solved similarly by feeding embeddings or logits into the MLP with one hidden layer. In the former case, eight outputs with softmax activations were added, and the weighted sparse categorical cross-entropy is used to fit the classifier. In addition, we examined the possibility to finetune the whole EmotiEffNet CNN on the training set of this challenge using PyTorch source code from the HSEmotion library.

The output layer for the AU detection task contains 12 units with sigmoid activation functions, and the weighted binary cross-entropy loss was optimized. The final prediction is made by matching the outputs with predefined thresholds. It is possible to either set a fixed threshold (0.5 for each unit) or choose the best threshold for each action unit to maximize F1-score on a validation set. The classifier predicts the class label that corresponds to the maximal output of the softmax layer.

In all tasks, it is possible to build a simple blending decision rule to combine several different classifiers (LightAutoML, MLP, finetuned model) and input features (embeddings or logits from pre-trained model). Moreover, pre-trained models were used to make predictions for VA and FER tasks. In the former case, the valence $V(t)$ and arousal $A(t)$ predicted by MT-EmotiEffNet [23] were directly used to make a final decision (hereinafter “pre-trained VA only”). In the second case due to the difference in classes, namely, absence of contempt emotion and the presence of the state “Other” in the AffWild2 dataset, we preliminary apply the MLP classifier to make a binary decision (Other/non-Other). If the predicted class label is not equal to Other, predictions of the pre-trained model from other 7 basic facial expressions are used, i.e., the label that corresponds to the maximal logit (hereinafter “pre-trained logits”).

The final decision in the pipeline (Fig. 1) is made by smoothing predictions (class probabilities for classification tasks and predicted valence/arousal for regression problem) [1] for individual frames by using the box filter with kernel size $2k + 1$. Here k is a hyperparameter chosen to maximize performance metrics on the validation set. In fact,

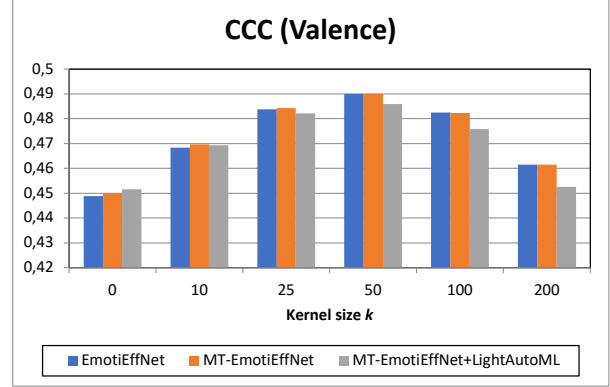


Figure 2. Dependence of CCC for valence prediction on the smoothing kernel size k .

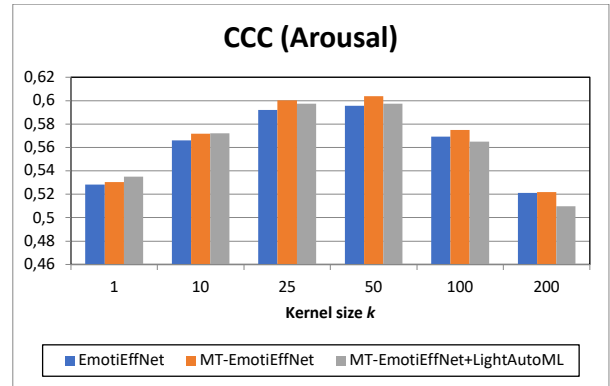


Figure 3. Dependence of CCC for arousal prediction on the smoothing kernel size k .

we compute the average predictions for the current frame, previous k frames, and next k frames [22].

3. Experimental results

Let us discuss the results of our workflow (Fig. 1) for three tasks from the fifth ABAW challenge [10]. The training source code to reproduce the experiments for the presented approach is publicly available¹.

3.1. Valence-Arousal Prediction

A comparison of our workflow based on EmotiEffNet-B0 and MT-EmotiEffNet-B0 [23] with previous results on the Valence-Arousal estimation challenge is presented in Table 1. We use official performance metrics from the organizers: CCC for valence, arousal, and their average value $P_{VA} = (CCC_V + CCC_A)/2$.

Here, we significantly improved the results of the baseline ResNet-50 [10]: our CCC is higher up to 0.19 and 0.53

¹<https://github.com/HSE-asavchenko/face-emotion-recognition/blob/main/src/ABAW/>

Model	Method	CCC_V	CCC_A	Mean CCC P_{VA}
ResNet-50	Baseline [10]	0.31	0.17	0.24
EfficientNet-B0	HSE-NN [22]	0.449	0.535	0.492
GRU + Attention	PRL ensemble [17]	0.437	0.576	0.507
Resnet-50/TCN	FlyingPigs audio/video ensemble [29]	0.450	0.651	0.551
Transformer	Situ-RUCAIM3 audio/video ensemble [15]	0.588	0.669	0.627
MT-EmotiEffNet	Pre-trained logits, LightAutoML	0.373	0.433	0.403
	Pre-trained logits, MLP	0.444	0.521	0.483
	Pre-trained VA only	0.404	0.248	0.326
	Pre-trained logits, MLP + LightAutoML	0.447	0.526	0.487
	Pre-trained logits, MLP, smoothing	0.490	0.604	0.547
	Pre-trained logits, MLP + LightAutoML, smoothing	0.486	0.597	0.542
EmotiEffNet	Pre-trained logits, LightAutoML	0.369	0.431	0.400
	Pre-trained logits, MLP	0.443	0.519	0.482
	Pre-trained logits, MLP, smoothing	0.490	0.596	0.543
EmotiEffNet + MT-EmotiEffNet	Pre-trained logits, MLP	0.450	0.530	0.490
	Pre-trained logits, MLP, smoothing	0.494	0.607	0.550

Table 1. Valence-Arousal Challenge Results on the Aff-Wild2’s validation set.

for valence and arousal, respectively. Moreover, our best ensemble model is characterized by 0.05 greater CCC_V and 0.07 greater CCC_A when compared to the best previous usage of EmotiEffNet models [22]. The LightAutoML classifier is worse than simple MLP, but their blending achieves one of the top results.

One of the most valuable hyperparameters in our pipeline is the kernel size k of the median filter. The dependence of validation CCCs on k for valence and arousal is shown in Fig. 2 and Fig. 2, respectively. As one can notice, the highest performance is reached by rather high values of k (25...50), i.e., 51...101 predictions should be averaged for each frame.

3.2. Facial Expression Recognition

The macro-averaged F1-scores P_{EXPR} and classification accuracy estimated on the official validation set for various FER techniques are shown in Table 2. The value of P_{EXPR} depending on the kernel size k for our several best classifiers is presented in Fig. 4.

In addition to cropped faces provided by the organizers of this challenge, we used here small (112x112) cropped_aligned photos. As one can notice, the quality of FER on the former is much better, so we do not use aligned faces in other experiments. The proposed approach makes it possible to increase F1-score on 20% and 3% when compared to the baseline VGGFACE [10] and the previous usage of EfficientNet models [22]. Again, a large kernel size (50...200) of the mean filter is required to provide the best-possible F1-score (Fig. 4)

Surprisingly, MT-EmotiEffNet [23] is up to 5% worse than EmotiEffNet, though the former was significantly

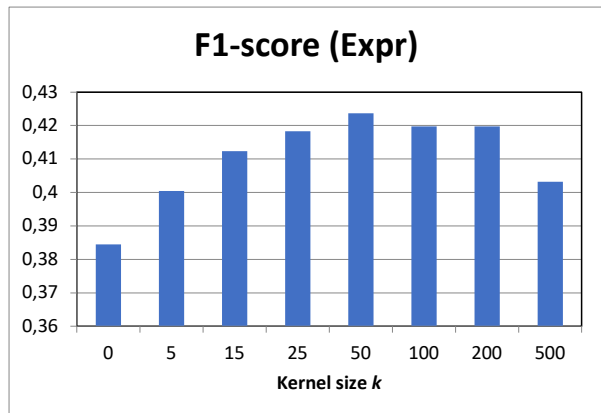


Figure 4. Dependence of F1-score for FER on the smoothing kernel size k .

more accurate on the multi-task learning challenge from ABAW-4 competition [5]. It is important to emphasize that the F1-score of our best ensemble (43.3%) is approximately equal to the best single model (43.2%), though the difference in accuracy is significant (55.7% vs 54.6%). Nevertheless, we achieved the greatest validation F1-score, which is 4% higher than the F1-score of the ABAW-3 winner team (Netease Fuxi Virtual Human) [30].

3.3. Action Unit Detection

In the last Subsection, macro-averaged F1-score P_{AU} is estimated for the multi-label classification of action units. The estimates of performance metrics on the validation set are shown in Table 3 and Fig. 5. In contrast to previous

DNN	Method details	F1-score P_{EXPR}	Accuracy
VGGFACE	Baseline [10]	0.23	-
EfficientNet-B0	HSE-NN [22]	0.402	-
DAN (ResNet50)	IXLAB ensemble [2]	0.346	-
InceptionResNet	Netease Fuxi Virtual Human ensemble [30]	0.394	-
MT-EmotiEffNet	Pre-trained embeddings for aligned faces	0.293	0.403
	Pre-trained embeddings for cropped faces	0.336	0.447
EmotiEffNet	Pre-trained embeddings for aligned faces	0.304	0.474
	Pre-trained embeddings for cropped faces	0.384	0.495
	Pre-trained embeddings with smoothing	0.432	0.546
	Pre-trained logits	0.327	0.426
	Finetuned model for cropped faces	0.380	0.484
	Pre-trained embeddings + logits, frame-level	0.396	0.502
EmotiEffNet ensemble	Pre-trained embeddings + logits, smoothing	0.431	0.546
	Pre-trained + finetuned, frame-level	0.405	0.524
	Pre-trained + finetuned, smoothing	0.433	0.557

Table 2. Expression Challenge Results on the Aff-Wild2’s validation set.

DNN	Method details	F1-score P_{AU}
VGGFACE	Baseline [10]	0.39
EfficientNet-B0	HSE-NN [22]	0.548
Transformer	STAR-2022 audio/video ensemble [27]	0.523
GRU + Attention	PRL ensemble [17]	0.544
IResNet	SituTech [3]	0.735
InceptionResNet	Netease Fuxi Virtual Human ensemble [30]	0.525
MT-EmotiEffNet	LightAutoML, threshold 0.5	0.389
	LightAutoML, best thresholds	0.472
	MLP, threshold 0.5	0.494
	MLP, best thresholds	0.525
	MLP, smoothing	0.533
	MLP + LightAutoML, threshold 0.5	0.529
	MLP + LightAutoML, best thresholds	0.533
	MLP + LightAutoML, smoothing	0.543
	LightAutoML, threshold 0.5	0.397
	LightAutoML, best thresholds	0.477
EmotiEffNet	MLP, threshold 0.5	0.508
	MLP, best thresholds	0.537
	MLP, smoothing	0.545
	MLP + LightAutoML, threshold 0.5	0.502
	MLP + LightAutoML, best thresholds	0.542
	MLP + LightAutoML, smoothing	0.554
	Ensemble, threshold 0.5	0.520
EmotiEffNet + MT-EmotiEffNet	Ensemble, best thresholds	0.544
	Ensemble, smoothing	0.553

Table 3. Action Unit Challenge Results on the Aff-Wild2’s validation set.

experiments, the kernel size k should be much lower (3...5) to achieve the best performance. Indeed, at least one action unit is rapidly changed in typical scenarios.

The LightAutoML ensemble is again slightly worse than a simple MLP, but their blending leads to excellent results. Our best model is 16% better than the baseline, though we

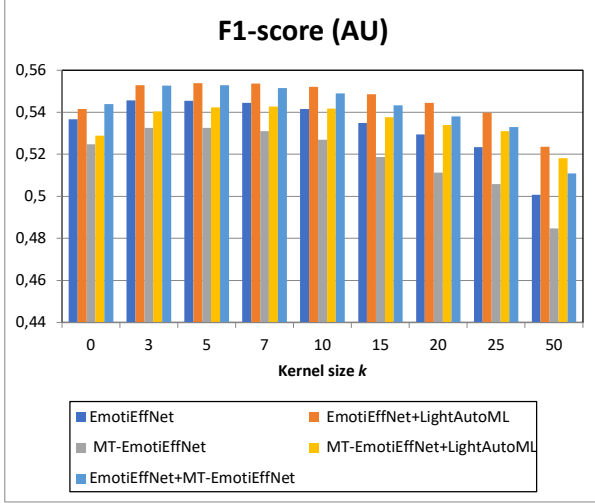


Figure 5. Dependence of F1-score for AU detection on the smoothing kernel size k .

increase the F1-score of EmotiEffNet compared to its previous usage [22] on 1%. However, only the second-place winner team (SituTech) has a higher F1 score on the validation set. Finally, the choice of thresholds can definitely improve the AU detection quality, though it is possible that the current choice of a threshold for each action unit using the validation set is not optimal.

4. Conclusion and future works

We proposed the video-based emotion recognition pipeline (Fig. 1) suitable for a wide range of affective behavior analysis downstream tasks. It exploits the pre-trained EmotiEffNet models to extract representative emotional features from each facial frame. Experiments on datasets from the fifth ABAW challenge showed the benefits of our workflow when compared to the baseline CNNs [10] and previous application of EfficientNet models [22]. For example, our best models achieved average CCC for VA estimation $P_{VA} = 55\%$ and macro-averaged F1 scores for FER $P_{EXPR} = 43.3\%$ and AU detection $P_{AU} = 55.3\%$.

Our workflow (Fig. 1) uses only facial modality and frame-level features. Hence, it is possible to significantly improve the quality metrics by combining it with audio processing [18, 30] and/or temporal models [15, 29]. Another direction for future research is an increase in decision-making speed by using sequential inference [20] and processing of video frames.

Acknowledgements. The work is supported by RSF (Russian Science Foundation) grant 20-71-10010.

References

- [1] Natalya S Belova and Andrey V Savchenko. Statistical testing of segment homogeneity in classification of piecewise-regular objects. *International Journal of Applied Mathematics and Computer Science*, 25(4):915–925, 2015. 2, 3
- [2] Jae-Yeop Jeong, Yeong-Gi Hong, Daun Kim, Jin-Woo Jeong, Yuchul Jung, and Sang-Ho Kim. Classification of facial expression in-the-wild based on ensemble of multi-head cross attention networks. In *Proceedings of the IEEE/CVF Conference on Computer Vision and Pattern Recognition (CVPR) Workshops*, pages 2353–2358, 2022. 1, 5
- [3] Wenqiang Jiang, Yannan Wu, Fengsheng Qiao, Liyu Meng, Yuanyuan Deng, and Chuanhe Liu. Model level ensemble for facial action unit recognition at the 3rd ABAW challenge. In *Proceedings of the IEEE/CVF Conference on Computer Vision and Pattern Recognition (CVPR) Workshops*, pages 2337–2344, 2022. 2, 5
- [4] Aleksei Karpov and Ilya Makarov. Exploring efficiency of vision transformers for self-supervised monocular depth estimation. In *Proceedings of International Symposium on Mixed and Augmented Reality (ISMAR)*, pages 711–719. IEEE, 2022. 1
- [5] Dimitrios Kollias. ABAW: Learning from synthetic data & multi-task learning challenges. *arXiv preprint arXiv:2207.01138*, 2022. 1, 4
- [6] Dimitrios Kollias. ABAW: Valence-arousal estimation, expression recognition, action unit detection & multi-task learning challenges. In *Proceedings of the IEEE/CVF Conference on Computer Vision and Pattern Recognition (CVPR) Workshops*, pages 2328–2336, 2022. 1
- [7] D Kollias, A Schulc, E Hajiyeve, and S Zafeiriou. Analysing affective behavior in the first ABAW 2020 competition. In *Proceedings of 15th IEEE International Conference on Automatic Face and Gesture Recognition (FG 2020)(FG)*, pages 794–800, 2020. 1
- [8] Dimitrios Kollias, Viktoriia Sharmanska, and Stefanos Zafeiriou. Face behavior a la carte: Expressions, affect and action units in a single network. *arXiv preprint arXiv:1910.11111*, 2019. 1
- [9] Dimitrios Kollias, Viktoriia Sharmanska, and Stefanos Zafeiriou. Distribution matching for heterogeneous multi-task learning: a large-scale face study. *arXiv preprint arXiv:2105.03790*, 2021. 1
- [10] Dimitrios Kollias, Panagiotis Tzirakis, Alice Baird, Alan Cowen, and Stefanos Zafeiriou. ABAW: Valence-arousal estimation, expression recognition, action unit detection & emotional reaction intensity estimation challenges. *arXiv preprint arXiv:2303.01498*, 2023. 1, 2, 3, 4, 5, 6
- [11] Dimitrios Kollias, Panagiotis Tzirakis, Mihalis A Nicolaou, Athanasios Papaioannou, Guoying Zhao, Björn Schuller, Irene Kotsia, and Stefanos Zafeiriou. Deep affect prediction in-the-wild: Aff-wild database and challenge, deep architectures, and beyond. *International Journal of Computer Vision*, pages 1–23, 2019. 1
- [12] Dimitrios Kollias and Stefanos Zafeiriou. Expression, affect, action unit recognition: Aff-Wild2, multi-task learning and ArcFace. *arXiv preprint arXiv:1910.04855*, 2019. 1, 2

- [13] Dimitrios Kollias and Stefanos Zafeiriou. Affect analysis in-the-wild: Valence-arousal, expressions, action units and a unified framework. *arXiv preprint arXiv:2103.15792*, 2021. 1, 2
- [14] Dimitrios Kollias and Stefanos Zafeiriou. Analysing affective behavior in the second ABAW2 competition. In *Proceedings of the IEEE/CVF International Conference on Computer Vision (ICCV)*, pages 3652–3660, 2021. 1
- [15] Liyu Meng, Yuchen Liu, Xiaolong Liu, Zhaopei Huang, Wenqiang Jiang, Tenggao Zhang, Chuanhe Liu, and Qin Jin. Valence and arousal estimation based on multimodal temporal-aware features for videos in the wild. In *Proceedings of the IEEE/CVF Conference on Computer Vision and Pattern Recognition (CVPR) Workshops*, pages 2345–2352, 2022. 1, 4, 6
- [16] Ali Mollahosseini, Behzad Hasani, and Mohammad H Mahoor. AffectNet: A database for facial expression, valence, and arousal computing in the wild. *IEEE Transactions on Affective Computing*, 10(1):18–31, 2017. 1, 2
- [17] Hong-Hai Nguyen, Van-Thong Huynh, and Soo-Hyung Kim. An ensemble approach for facial behavior analysis in-the-wild video. In *Proceedings of the IEEE/CVF Conference on Computer Vision and Pattern Recognition (CVPR) Workshops*, pages 2512–2517, 2022. 1, 2, 4, 5
- [18] Andrey V Savchenko. Phonetic words decoding software in the problem of Russian speech recognition. *Automation and Remote Control*, 74:1225–1232, 2013. 6
- [19] Andrey V Savchenko. Facial expression and attributes recognition based on multi-task learning of lightweight neural networks. In *Proceedings of International Symposium on Intelligent Systems and Informatics (SISY)*, pages 119–124. IEEE, 2021. 2
- [20] Andrey V Savchenko. Fast inference in convolutional neural networks based on sequential three-way decisions. *Information Sciences*, 560:370–385, 2021. 6
- [21] Andrey V Savchenko. HSEmotion: High-speed emotion recognition library. *Software Impacts*, 14:100433, 2022. 1, 2
- [22] Andrey V. Savchenko. Video-based frame-level facial analysis of affective behavior on mobile devices using EfficientNets. In *Proceedings of the IEEE/CVF Conference on Computer Vision and Pattern Recognition (CVPR) Workshops*, pages 2359–2366, 2022. 1, 2, 3, 4, 5, 6
- [23] Andrey V. Savchenko. MT-EmotiEffNet for multi-task human affective behavior analysis and learning from synthetic data. In *Proceedings of the European Conference on Computer Vision (ECCV) Workshops*, pages 45–59. Springer, 2023. 2, 3, 4
- [24] Andrey V Savchenko, Lyudmila V Savchenko, and Ilya Makarov. Classifying emotions and engagement in online learning based on a single facial expression recognition neural network. *IEEE Transactions on Affective Computing*, 13(4):2132–2143, 2022. 1
- [25] Anastasiia D Sokolova, Angelina S Kharchevnikova, and Andrey V Savchenko. Organizing multimedia data in video surveillance systems based on face verification with convolutional neural networks. In *Proceedings of Analysis of Images, Social Networks and Texts (AIST)*, pages 223–230. Springer, 2018. 1
- [26] Anton Vakhrushev, Alexander Ryzhkov, Maxim Savchenko, Dmitry Simakov, Rinchin Damdinov, and Alexander Tuzhilin. LightAutoML: AutoML solution for a large financial services ecosystem. *arXiv preprint arXiv:2109.01528*, 2021. 2
- [27] Lingfeng Wang, Jin Qi, Jian Cheng, and Kenji Suzuki. Action unit detection by exploiting spatial-temporal and label-wise attention with transformer. In *Proceedings of the IEEE/CVF Conference on Computer Vision and Pattern Recognition (CVPR) Workshops*, pages 2470–2475, 2022. 2, 5
- [28] Stefanos Zafeiriou, Dimitrios Kollias, Mihalis A Nicolaou, Athanasios Papaioannou, Guoying Zhao, and Irene Kotzia. Aff-wild: Valence and arousal ‘in-the-wild’ challenge. In *Proceedings of the IEEE/CVF Conference on Computer Vision and Pattern Recognition (CVPR) Workshops*, pages 1980–1987. IEEE, 2017. 1
- [29] Su Zhang, Ruyi An, Yi Ding, and Cuntai Guan. Continuous emotion recognition using visual-audio-linguistic information: A technical report for ABAW3. In *Proceedings of the IEEE/CVF Conference on Computer Vision and Pattern Recognition (CVPR) Workshops*, pages 2376–2381, 2022. 1, 4, 6
- [30] Wei Zhang, Feng Qiu, Suzhen Wang, Hao Zeng, Zhimeng Zhang, Rudong An, Bowen Ma, and Yu Ding. Transformer-based multimodal information fusion for facial expression analysis. In *Proceedings of the IEEE/CVF Conference on Computer Vision and Pattern Recognition (CVPR) Workshops*, pages 2428–2437, 2022. 1, 2, 4, 5, 6