

GLEN: General-Purpose Event Detection for Thousands of Types

Qiusi Zhan^{1*}, Sha Li^{1*}, Kathryn Conger², Martha Palmer², Heng Ji¹, Jiawei Han¹

¹University of Illinois Urbana-Champaign

²University of Colorado Boulder

{qiusiz2, shal2, hengji, hanj}@illinois.edu

{kathryn.conger, martha.palmer}@colorado.edu

Abstract

The advancement of event extraction research has been hindered by the absence of wide-coverage, large-scale datasets. To make event extraction systems more accessible, we build a general-purpose event detection dataset GLEN which covers 3,465 different event types, making it over 20x larger in ontology than today’s largest event dataset. GLEN is created by utilizing the DWD Overlay¹, which provides a mapping between Wikidata Qnodes and PropBank rolesets. This enables us to use the abundant existing annotation for PropBank as distant supervision for our event ontology. In addition, we also propose a new multi-stage event detection model specifically designed to handle the large ontology size and partial labels in GLEN. We show that our model exhibits superior performance ($\sim 10\%$ F1 gain) compared to both conventional classification baselines and newer definition-based models. Finally, we perform error analysis and show that label noise is still the largest challenge for improving performance for this new dataset.

1 Introduction

The development and application of event extraction techniques has long been stagnated by the limited availability of datasets. Despite the fact that it is 18 years old, ACE 2005² is still the de facto standard evaluation benchmark. Key limitations of ACE include its small event ontology of 33 types, small dataset size of around 600 documents and restricted domain (with a significant portion concentrated on military conflicts). The largest effort towards event extraction annotation is MAVEN (Wang et al., 2020), which expands the ontology to 168 types, but still exhibits limited domain diversity (32.5% of the documents are about military conflict).

¹<https://github.com/e-spaulding/xpo>

²<https://www ldc.upenn.edu/collaborations/past-projects/ace>

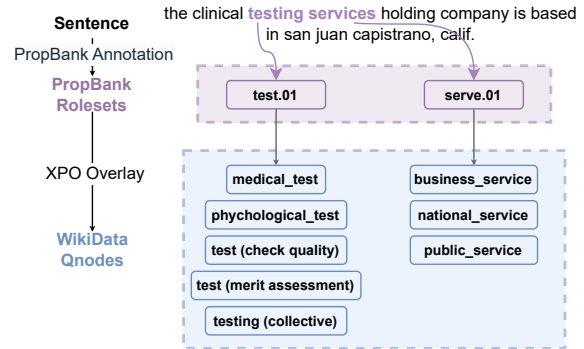


Figure 1: The GLEN dataset is constructed by using the DWD Overlay, which provides a mapping between PropBank rolesets and WikiData Qnodes. This allows us to create a large distantly-supervised training dataset with partial labels.

The focus of current benchmarks on *restricted ontologies in limited domains* is harmful to both developers and users of the system: it distracts researchers from building scalable general-purpose models for the sake of achieving higher scores on said benchmarks and it discourages users as they are left with the burden of defining the ontology and collecting data with no clue how well the models will adapt to their domain. In fact, widely-used Natural Language Processing (NLP) packages such as spacy³ and Stanza (Qi et al., 2020)⁴ include named entity recognition as a standard component but event extraction packages are scarcely found. We believe that event extraction can, and should be made accessible to more users.

To develop a general-purpose event extraction system, we first seek to build a high-quality open-domain event extraction dataset with low cost. Annotation quality has been a long-standing issue for event extraction as the task is defined with lengthy and under-specified annotation guidelines, requires trained annotators, and still suffers from low inter-annotator agreement (Ji and Grishman,

³<https://spacy.io>

⁴<https://stanfordnlp.github.io/stanza/>

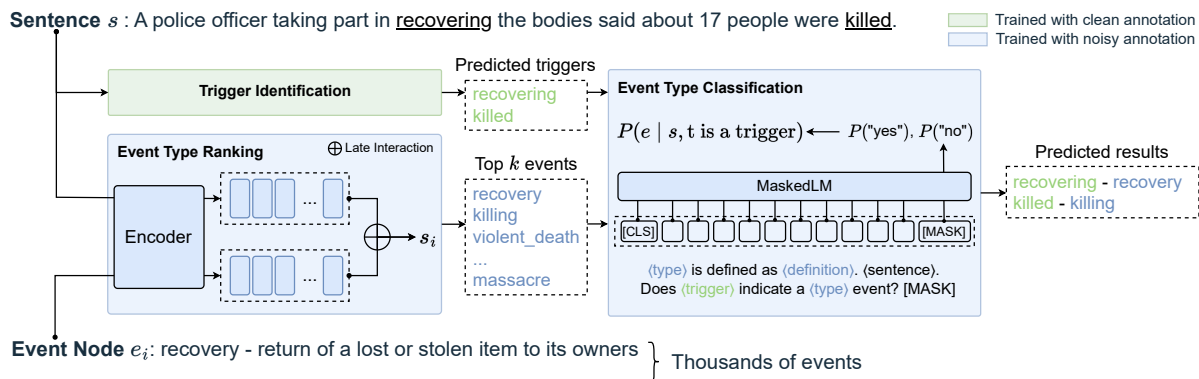


Figure 2: Overview of our framework. We first identify the potential triggers from the sentence (**trigger identification**) and then find the best matching type for the triggers through a coarse-grained sentence-level **type ranking** followed by a fine-grained trigger-specific **type classification**.

2008). Thus, instead of aiming for perfect annotation from scratch, we start with the curated DWD Overlay which defines a mapping between Wikidata⁵ and PropBank rolesets (Palmer et al., 2005)⁶ as displayed in Figure 1. While Wikidata Qnodes can serve as our general-purpose event ontology, the PropBank roleset information allows us to build a large-scale distantly supervised dataset by linking our event types to existing expert-annotated resources. In this process, we reuse the span-level annotations from experts, while dramatically expanding the size of the target ontology.

After extensive data cleaning for both the ontology and the data, our resulting dataset, GLEN (The General-purpose Event Benchmark), covers 3,465 event types over 208k sentences, which is a 20x increase in ontology size and 4x increase in dataset size compared to the previous largest event extraction dataset MAVEN. We also show that our dataset has better type diversity and the label distribution is more natural (Figure 3, 4, 5).

The expanded ontology poses unique challenges for model design. Conventionally, event detection is formulated as a sequence labeling problem, with labels treated as mere indexes. More recently, prompt-based event detection models take advantage of event type semantics by using event type names and definitions in prompts (Yu et al., 2022). However, they either enumerate all pairs of sentences and event types which is very inefficient for large ontologies. Our dataset also contains partial labels due to the distant supervision procedure. Specifically, in the DWD Overlay, multiple Wiki-

Data nodes are often mapped to the same PropBank roleset, resulting in multiple candidate labels for each data instance (Figure 1).

To this end, we design our multi-stage model closely revolving around the challenges of large ontology size and distant-supervised data as shown in Figure 2. In the first stage, we perform **trigger identification** to find the possible trigger spans from each sentence. Since the span-level annotations are directly reused from PropBank annotation, this model circumvents the noise brought by our distant supervision. In the second stage, we perform **type ranking** between sentences and all event types. This model is based on ColBERT (Khattab and Zaharia, 2020), which is a very efficient ranking model based on independent encoding of the event type definition and the sentence. This stage allows us to reduce the number of type candidates for each sentence from thousands to dozens, retaining $\sim 90\%$ recall@10. In the last stage, for each trigger detected, we perform **type classification** to connect it with one of the top-ranked event types from the first stage. We use a joint encoder over both the sentence and the event type definition for higher accuracy.

We summarize the contributions of our paper as follows:

1. We present a new event detection benchmark GLEN which covers 3,465 event types over 208k sentences. Our dataset can serve as the basis for developing general-purpose event detection tools.
2. We design a multi-stage event detection model that works with our large ontology and distant-supervised annotation. Our model is able to

⁵wikidata.org

⁶A roleset is a set of roles that correspond to the distinct usage of a predicate.

Dataset	#Documents	#Tokens	#Sentences	#Event Types	#Event Mentions	
ACE2005	599	303k	15,789	33	5,349	
MAVEN	4480	1276k	49,873	168	118,732	
GLEN	Train	5607	3641k	187,468	3,464	184,806
	Dev	311	204k	10,359	2,510	10,797
	Test	306	201k	10,627	2,441	9,442
	Total	6224	4045k	208,454	3,465	205,045

Table 1: Statistics of our GLEN dataset in comparison to the widely used ACE05 dataset and the previously largest event detection dataset MAVEN.

achieve $\sim 10\%$ F1 improvement over conventional classification models and recent definition-based event detection models.

2 The GLEN Benchmark

To build the GLEN benchmark, we first build a general-purpose ontology based on the curated DWD Overlay (Section 2.1) and then create distantly-supervised training data based on the refined ontology (Section 2.2). In order to evaluate our model, we also create a labeled development set and test set through crowdsourcing (Section 2.3).

2.1 Event Ontology Construction

The DWD Overlay is an effort to align WikiData Qnodes to PropBank rolesets, their argument structures, and LDC tagsets. Each event type entry in this ontology includes properties from WikiData (name, definition, overlay_parent and similar_nodes), properties from PropBank (arguments) and additional mappings to LDC event types (ldc_types). This mapping ensures that our ontology is a superset of the ontology used in ACE and ERE (Song et al., 2015). (See Section 2.4 for a detailed comparison of the ontology coverage.)

To make this ontology more suitable for the event extraction task, we remove the Qnodes related to cognitive events that do not involve any physical state change such as belief and doubt. We also discovered that many rolesets were heavily reused across the ontology (mainly due to the inclusion of very fine-grained types), therefore we manually cleaned up the event types that were associated with these rolesets. We show some examples of removed Qnodes in Appendix Table 8.

2.2 Distant Supervision Data

Since the DWD Overlay is aligned with PropBank, we propose to reuse the existing PropBank annota-

tions⁷. Since the events are labeled with PropBank rolesets and not event types from our ontology, after the automatic mapping, each event mention in the dataset would be associated with one or more Qnodes, which leads to the **partial label** challenge when using this distantly-supervised data.

To improve dataset quality, we perform sentence de-duplication, remove sentences with less than 3 tokens and omit special tokens (marked by * or brackets). We ensure that every trigger is a continuous token span and we remove events with overlapping triggers. For the AMR dataset, we additionally remove triggers with a part-of-speech tag of MD (modal verbs) or TO (the word “to”) (such cases do not appear in other datasets).

Based on this distant supervision dataset, we make further adjustments to the ontology. We manually inspected the most popular rolesets that have more than 1000 event mentions and removed some of the ones that are too general or ambiguous (for instance, cause.01 and see.01). Finally, we remove the rolesets that have less than 3 event mentions across all datasets. After these cleaning efforts, we used the annotation for 1,804 PropBank rolesets, which are mapped to a total of 3,465 event types.

2.3 Data Split and Annotation

To make our data split more realistic and to preserve the document-level context which could be useful for argument extraction, we split the dataset into train, dev, and test sets based on documents using a ratio of 90/5/5. Note that although our test set is only 5% of the full data, it is already similar in scale to the entire ACE05 dataset. For datasets such as OntoNotes and AMR that contain documents from multiple genres (newswire, broadcast, web blogs etc.), we perform stratified sampling to preserve the ratio between genres. The statistics of our dataset are listed in Table 1. Compared with

⁷<https://github.com/propbank/propbank-release>

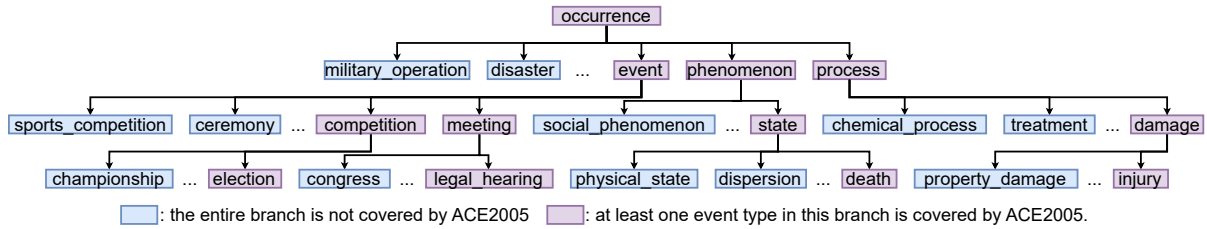


Figure 3: Part of the hierarchy of our ontology, where each block represents an event type. Our dataset offers broader coverage of events compared to ACE05, with diverse branches ranging from `sports_competition` to `chemical_process`.

ACE05 and MAVEN, GLEN utilizes a 20x larger ontology and 4x larger corpus.

Since the datasets already have PropBank role-set annotation, instead of performing annotation from scratch, we formulate the annotation task as a multiple-choice question: the annotators are presented with the trigger word in context and asked to choose from the Qnodes that are mapped to the roleset. Each Qnode was represented by its name and description. The number of options varies from 2 to 9 based on the ontology. We also added the option “None of the above” in case the annotator believes that none of the Qnodes was a good match.

For the test set, we hired graduate students with linguistic knowledge to perform annotation. For the development set, we screened Mechanical Turk workers that had high agreement with our in-house annotators and asked those who passed the screening to participate in the annotation. Each instance was annotated by two annotators separately. For PropBank rolesets that were frequently labeled as “None of the above”, we performed manual inspection to determine if the mapping should be removed or revised. Finally, for the affected instances and the instances with disagreement, we asked our in-house annotators to perform a third pass as adjudication. For more details on the annotation interface, see Appendix A.

2.4 Data Analysis

We first examine our event ontology by visualizing it as a hierarchy (as shown in Figure 3) with the parent-child relations taken from Wikidata (the `overlay_parent` field in DWD Overlay). The blue blocks represent event types whose corresponding branches are not covered by ACE2005 at all. Our ontology offers a wider range of diverse events, including those related to military, disaster, sports, social phenomena, chemicals, and other topics, indicating its novelty and potential usefulness.

Next, we turn to the dataset and show the event

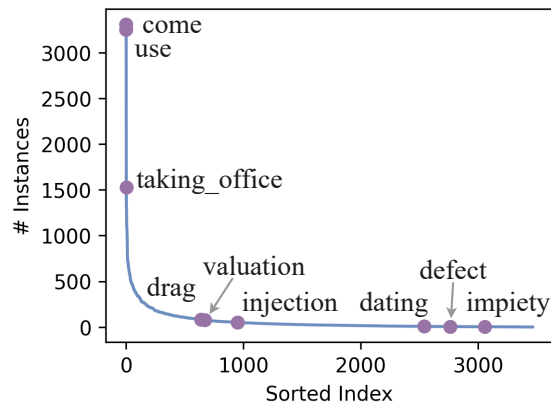


Figure 4: The label distribution of GLEN. The figure annotates the top three most popular event types as well as randomly sampled types from the middle and tail of the distribution curve.

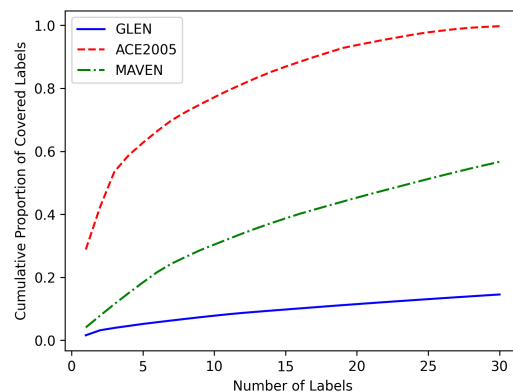


Figure 5: The label distribution of three datasets.

type distribution in our dataset in Figure 4. For the training set, if the instance is associated with N labels, we count each candidate label as $\frac{1}{N}$. Our type distribution closely mirrors real-world event distributions. The distribution exhibits frequent events such as `come` and `use`, along with a long tail of rare events such as `defect` and `impiety`. In Figure 5 we compare our type distribution to that of ACE and MAVEN. For ACE, the single most popular event type `attack` accounts for 28.8% of

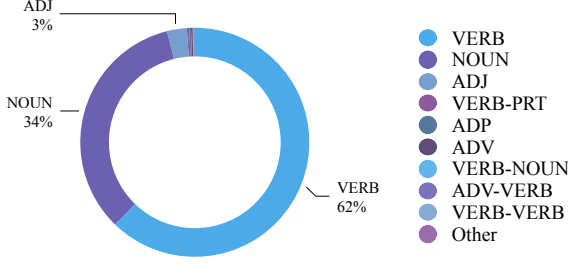


Figure 6: The Part-of-Speech distribution of trigger words for events in GLEN. Multiple POS tags mean that the trigger has multiple words.

the instances and the top-10 event types account for 79.4% of the data. Our type distribution is much less skewed with the top-10 events composing 8.3% of the data.

Figure 6 illustrates the part-of-speech distribution of trigger words in our dataset⁸. Over 96% of trigger words are verbs or nouns, which is similar to that of 94% in MAVEN and 90% in ACE2005. In addition, 0.6% of the triggers are multi-word phrases.

3 Method

In the event detection task, the goal is to find the trigger word offset and the corresponding event type for every event. The main challenge for our dataset is the **large ontology size** and **partial labels** from distant supervision. To mitigate label noise, we first separate the trigger identification step from the event typing step, since trigger identification can be learned with clean data. Then, to handle the large ontology, we break the event typing task into two stages of type ranking and type classification to progressively narrow down the search space. Finally, in the type classification model, we adopt a self-labeling procedure to mitigate the effect of partial labels.

3.1 Trigger Identification

In the trigger identification stage, the goal is to identify the location of event trigger words in the sentence. This step only involves the sentence and not the event types. We formulate the problem as span-level classification: to compute the probability of each span in sentence s being an event trigger, we first obtain sentence token representations based on a pre-trained language model:

⁸We use universal POS tagging tools from <https://www.nltk.org/>.

$$[s_1 \cdots s_n]^T = \text{PLM}([\text{CLS}]s_1 \cdots s_n[\text{SEP}]) \in \mathbb{R}^{n \times h},$$

where s_i is a h -dimensional representation vector of token s_i .

Then we compute the scores for each token being the start, end, and part of an event trigger individually as:

$$f_{\square}(s_i) = \mathbf{w}_{\square}^T s_i, \quad \square \in \{\text{start, end, part}\},$$

where $\mathbf{w}_{\square} \in \mathbb{R}^h$ is a learnable vector. We then compute the probability of span $[s_i \cdots s_j]$ to be an event trigger as:

$$\begin{aligned} p([s_i \cdots s_j]) \\ = \sigma(f_{\text{start}}(s_i) + f_{\text{end}}(s_j) + \sum_{k=i}^j f_{\text{part}}(s_k)). \end{aligned}$$

The model is trained using a binary cross entropy loss on all of the candidate spans in the sentence.

3.2 Event Type Ranking

In the next stage, we perform event type ranking over the entire event ontology for each sentence. Since our ontology is quite large, to improve efficiency we make two design decisions: (1) ranking is done for the whole sentence and not for every single trigger; (2) the sentence and the event type definitions are encoded separately.

We use the same model architecture as ColBERT (Khattab and Zaharia, 2020), which is an efficient ranking model that matches the performance of joint encoders while being an order of magnitude faster.

We first encode the sentence as:

$$\begin{aligned} \vec{s} &= \text{PLM}([\text{CLS}][\text{SENT}]s_1 \cdots s_n[\text{SEP}]) \in \mathbb{R}^{(n+1) \times h} \\ [\mathbf{h}_s^1, \cdots, \mathbf{h}_s^m] &= \text{Norm}(\text{1dConv}(\vec{s})) \in \mathbb{R}^{m \times h} \end{aligned} \quad (1)$$

[SENT] is a special token to indicate the input type. The one-dimensional convolution operator serves as a pooling operation and the normalization operation ensures that each vector in the bag of embeddings \mathbf{h}_s has an L2 norm of 1.

The event type definition is encoded similarly, only using a different special token [EVENT].

Then the similarity score between a sentence and an event type is computed by the sum of the maximum similarity between the sentence embeddings and event embeddings:

$$\rho_{(e,s)} = \sum_{h_s} \max_{h_e} (\mathbf{h}_e^T \mathbf{h}_s) \quad (2)$$

Since this similarity computation does not involve any parameters, we can pre-compute all of the event embeddings h_e during inference.

Our event type ranking model is trained using the distant supervision data using a margin loss since each instance has multiple candidate labels. This margin loss ensures that the best candidate is scored higher than all negative samples.

$$\mathcal{L} = \frac{1}{N} \sum_s \sum_{e^-} \max\{0, (\tau - \max_{e \in C_y} \rho(e, s) + \rho(e^-, s))\} \quad (3)$$

e^- denotes negative samples, C_y is the set of candidate labels and τ is a hyperparameter representing the margin size.

3.3 Event Type Classification

Given the top-ranked event types from the previous stage and the detected event triggers, our final step is to classify each event trigger into one of the event types. Similar to (Lyu et al., 2021), we formulate this task as a Yes/No QA task to take advantage of pre-trained model knowledge. The input to the model is formatted as “{type} is defined as {definition}. {sentence}. Does {trigger} indicate a {type} event? [MASK]”. We directly use a pretrained masked language model and take the probability of the model predicting “yes” or “no” for the [MASK] token, denoted as $P_{\text{MLM}}(w)$, where $w \in \{\text{“yes”}, \text{“no”}\}$. From these probabilities, we calculate the probability of the event type e as follows:

$$P(e) = \frac{\exp(P_{\text{MLM}}(\text{“yes”}))}{\exp(P_{\text{MLM}}(\text{“yes”})) + \exp(P_{\text{MLM}}(\text{“no”}))} \quad (4)$$

To train the model, we employ binary cross-entropy loss across pairs of event triggers and event types.

As mentioned in Section 2.2, our data contains significant label noise due to the many-to-one mapping from Qnodes to PropBank rolesets. Since the same event types always co-occur due to the fixed mapping, learning directly from partial labels (Cour et al., 2011) cannot resolve the ambiguity. We adopt an incremental self-labeling procedure to handle the partial labels. We start by training a base classifier on clean data labeled with PropBank rolesets that map to only one candidate event type. Despite being trained on only a subset of event types, the base model exhibits good generalization to rolesets with multiple candidate event types. Figure 7 indicates that with a threshold⁹ of

⁹The threshold is the margin between the probability of the top 1 event type and the other types in a candidate set. A higher threshold means a higher level of confidence.

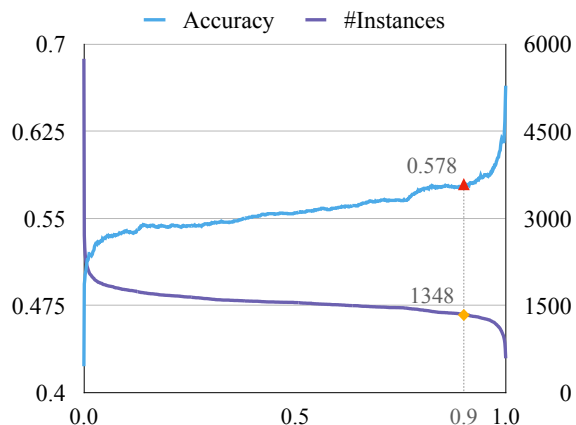


Figure 7: Relationship between the threshold and two metrics: the accuracy of label selection on dev set and the number of selected instances. The x-axis represents the threshold.

0.9, the accuracy of selecting the correct label from a candidate set reaches 57.8% on the dev set. We then use the base classifier to predict pseudo-labels for the noisy portion of the training data, selecting data with high confidence to train another classifier in conjunction with the clean data. This process can be iterated multiple times to make use of more training data.

4 Experiments

4.1 Experiment Setting

Evaluation Metrics Previous work mainly use **trigger identification F1** and **trigger classification F1** to evaluate event detection performance. An event trigger is correctly identified if the span matches one of the ground truth trigger spans and it is correctly classified if the event type is also correct. In addition to these two metrics, due to the size of our ontology, we also report **Hit@K** which measures if the ground truth event type is within the top- K ranked event types for the event trigger (the event trigger span needs to be correct). This can be seen as a more lenient version of trigger classification F1.

Baselines

1. **Token Classification:** We use the IO tagging scheme to classify tokens.
2. **Span Classification:** We use the embedding of the first and last token to represent the span and perform $(N + 1)$ way classification.
3. **DMBERT** (Wang et al., 2019) is a BERT-based model that applies dynamic pool-

Model	Trigger Identification			Trigger Classification			Hit@k		
	Prec	Recall	F1	Prec	Recall	F1	Hit@1	Hit@2	Hit@5
DMBERT (Wang et al., 2019)	55.90	83.86	67.08	32.72	49.09	39.27	-	-	-
Token Classification	66.65	82.72	73.82	40.62	50.41	44.99	-	-	-
Span Classification	60.97	83.69	70.54	38.30	52.57	44.32	-	-	-
BinarySpanCls + ZED	-	-	-	38.18	48.36	42.67	56.78	60.29	60.62
TokCls + ZED (Zhang et al., 2022)	-	-	-	40.01	56.25	46.76	56.84	60.35	60.80
InstructGPT (32 shot)	28.41	42.30	33.99	11.76	17.52	14.08	-	-	-
Ours w/o self-labeling	-	-	-	48.61	61.72	54.38	67.89	79.71	88.38
Ours	70.00	88.88	78.32	50.17	63.70	56.13	70.50	80.25	87.84

Table 2: Quantitative evaluation for event detection on GLEN.

ing (Chen et al., 2015) according to the candidate trigger’s location. We consider single tokens to be candidate triggers in our dataset during testing.

- ZED** (Zhang et al., 2022) is an event detection model that utilizes definitions. Instead of pre-training on WordNet, we train the model on our noisy training data. As ZED only performs classification, we report the results of two variants, one with the trigger spans predicted by our trigger identification component (BinarySpanCls+ZED) and one with the trigger spans predicted by the token classification model (TokCls+ZED).
- InstructGPT** (Ouyang et al., 2022), also referred to as GPT-3.5, is the improved version of GPT3 trained with instruction-tuning. We use the text-davinci-003 model through the OpenAI API. We provide the model with an instruction for the task and 32 training examples from our training set for in-context learning.

Implementation Details Table 3 presents the hyperparameters for three components. During trigger identification, we restrict token spans to a maximum length of 10 tokens. For event type ranking, we use a designed loss function with $\tau = 1.0$. The top 10 ranked events are selected as candidates for event type classification. In event type classification, we do one round of self-labeling. Our model is trained on a single Tesla P100 GPU with 16GB DRAM. The implementation details for our baselines can be found in Appendix B.

4.2 Results

We show the evaluation results in Table 2 and some example predictions in Table 4. The first group

Parameter	TI	ETR	ETC
Training epochs	5	5	2
Batch size	128	64	32
Max sequence length	128	128	512
Base Model	Bert-base-uncased		
learning rate	1e-5		
Weight decay	0.01		
Scheduler	Linear (with 50 warmup steps)		

Table 3: The training hyper-parameters of our model. **TI**: Trigger Identification. **ETR**: Event Type Ranking. **ETC**: Event Type Classification.

of baselines (DMBERT/TokCls/SpanCls) are all classification-based, which means that they treat event types as indexes and do not utilize any semantic representation of the labels. We observe that DMBERT will have a substantially lower trigger identification score if we allow spans of more than 1 token to be predicted due to its max pooling mechanism (it will produce overlapping predictions such as “served”, “served in”, “served in congress”) but only allowing the model to predict single token triggers limits its performance. TokCls and SpanCls achieve similar performance on the final trigger classification evaluation which hints on the performance limit for learning only with partial labels. As shown in the example, TokCls usually predicts event types that are within the candidate set for the roleset, but since it has no extra information to tell the candidates apart, the prediction is often wrong.

Although ZED utilizes the event type definitions, it only achieves a minor 1.4% F1 boost in performance compared to TokCls. ZED employs mean pooling to compress the definition embedding into a single vector, which is more restricted compared to both the “bag of embeddings” representation produced by our event type ranking module and the joint encoding used by our event type classification module.

Context	Predictions
You do pay income tax on your paycheck and the sales tax on consumable goods?	Ours: payment (transfer of an item of value) TokCls: disbursement (payment from a public fund) ZED: income (consumption and savings opportunity) GPT3: None
... a situation (brought on mostly by the police) where information is discovered in a way that perpetuates the story	Ours: discovery (detecting something new) TokCls: medical_finding ZED: physical_finding (from a physical examination of patient) GPT3: discovery (detecting something new)
40% of the female students at Georgetown law reported to us that they struggle financially as a result of this policy.	Ours: reporting (producing a oral or written report) TokCls: scoop (journalism term for a new interesting story) ZED: reporting (producing a oral or written report) GPT3: None

Table 4: Comparison across different systems. Correct predictions are shown in **green**. Predictions that map to the same PropBank roleset are shown in **orange**. For ZED, we show the TokCls+ZED variant which has better performance.

We observe that InstructGPT with in-context learning does not perform well on our task. The low trigger identification scores might be attributed to the lack of fine-tuning and under-utilization of the training set. The low classification scores are mainly caused by the restriction in input length¹⁰ which makes it impossible to let the model have full knowledge of the ontology. As a result, only 57.8% of the event type names generated by InstructGPT could be matched in the ontology. With a larger input window and possibly fine-tuning, we believe that large LMs could achieve better performance.

For our own model, we show that decoupling trigger identification from classification improves TI performance and performing joint encoding of the definition and the context improves TC performance. Furthermore, using self-labeling can help improve top-1 classification performance by converting partial labels into clean labels (we break down the detailed gains in Section 5.3).

5 Analysis

In this section, we investigate the following questions: (1) Which component is the main bottleneck for performance? (Section 5.1); (2) Does our model suffer from label imbalance between types? (Section 5.2); (3) How does our self-labeling procedure contribute to the performance? (Section 5.3)

5.1 Per-Stage Performance

Our model comprises three components: trigger identification, event type ranking, and event type classification. Table 2 shows precision, recall, and

¹⁰At the time of our experiment, the maximum input length was 2049 tokens.

Component	Hit@k		
	Hit@10	Hit@20	Hit@50
Type Ranking	89.86	93.52	95.44
Type Classification (ground truth in top-10)	Hit@1 78.44	Hit@2 89.29	Hit@5 97.73

Table 5: Evaluation for type ranking and classification separately. The scores for type classification component are computed over the subset of data where the ground truth event is among the top-10 ranked results.

F1 scores for trigger identification, while Table 5 presents the performance of event type ranking and classification. We assess per-stage performance using Hit@k metrics for event type ranking on ground truth trigger spans and event type classification on event mentions where the ground truth event type appears in the ranked results by the type ranker. The scores indicate that the primary bottleneck exists in the precision of trigger identification and the Hit@1 score of type classification.

5.2 Type Imbalance

Figure 4 illustrates the long-tailed label distribution in our dataset. To investigate whether our model is affected by this imbalance, we divided the event types into four groups separated at the quartiles based on their frequency and calculated the performance per group. The resulting figure is shown in Figure 8. While we do see that the most popular group has the highest F1 score, the remaining groups have comparable scores. In fact, we see two factors at play in defining the dataset difficulty: the ambiguity of the event type and the frequency of the event type. Event types that are more popular are also often associated with rolesets that have

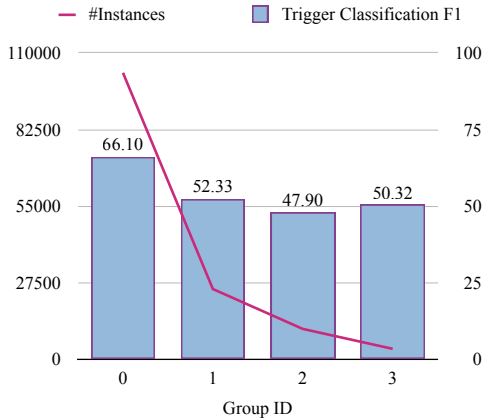


Figure 8: Relationship between between the number of instances of different event types in the dataset and our model’s performance. The event types are divided into four groups based on their frequencies.

a high level of ambiguity, which balances out the gains from frequency.

5.3 Impact of Self-labeling

Roleset Category	Clean	Covered	Other	Total
#Instances	3642	3308	1223	8173
Hit@1 before	95.74	48.52	37.37	67.89
Hit@1 after	95.47	54.59	39.17	70.50

Table 6: Hit@1 scores before and after self-labeling on different categories of PropBank rolesets. **Clean**: rolesets with only one candidate labels. **Covered**: rolesets covered in the self-labeled training data.

To investigate how self-labeling contributes to the improvements, we categorize test instances into three groups based on their PropBank rolesets, as shown in Table 6. The ‘Clean’ rolesets map to only one event type in DWD Overlay. We train the base classifier on 71,834 training instances corresponding to these ‘Clean’ rolesets, which naturally performs significantly well on this portion of data. The model after self-labeling is trained with an additional 25,549 self-labeled data. The rolesets corresponding to these data are categorized as ‘Covered’. Table 6 indicates that the main performance gain comes from the ‘Covered’ data, which is boosted directly by including corresponding training data. The ‘Other’ category also sees some improvement, at the cost of a slight drop in the ‘Clean’ category.

5.4 Remaining Errors

We categorize the remaining errors from our type classification model based on the relationship between our predicted event type and the ground truth

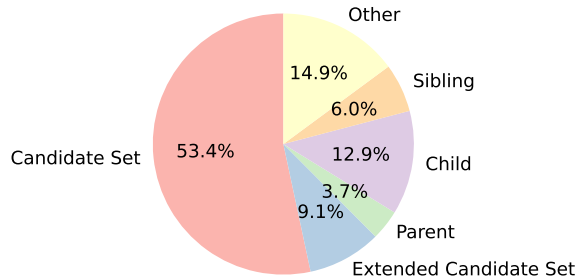


Figure 9: Categorization of remaining errors from our system.

event type as shown in Figure 9 and Table 7.

Most of our errors come from the noisy annotation (**Candidate Set**): our model can predict an event type that falls within the set of candidate types associated with the ground truth PropBank roleset but fails to find the correct one. **Extended Roleset** refers to the predicted event being associated with a roleset that shares the same predicate as the ground truth. In another 22.6% of the cases, we predict an event that is close to the ground truth on the XPO hierarchy, with the ground truth either being the child (**Child**), parent (**Parent**), or sibling node (**Sibling**) of our predicted type. The uncategorized errors are often due to the imperfect recall of our event ranking module (as in the second example where the context is long and “fund” fails to be included in the top-10 ranked event types), or cases where our model prediction is related semantically to the ground truth but the event types have no connections in the hierarchy (as in the first example where we predicted “quantification” instead of “measurement”).

6 Related Work

Event Extraction Datasets ACE05 set the event extraction paradigm which consists of event detection and argument extraction. It is also the most widely used event extraction dataset to date. The more recent MAVEN (Wang et al., 2020) dataset has a larger ontology selected from a subset of FrameNet (Baker et al., 1998). Few-Event (Deng et al., 2020) is a compilation of ACE, KBP, and Wikipedia data constructed with a focus on few-shot event detection. A number of datasets (DCFEE (Yang et al., 2018), ChFinAnn (Zheng et al., 2019), RAMS (Ebner et al., 2020), WikiEvents (Li et al., 2021), DocEE (Tong et al., 2022)) have also been proposed

Error Category	Context	Predicted	Gold
Candidate	3 workers set off a critical reaction in 990000 when they poured too much uranium into a precipitation tank.	reaction (response to stimulus)	chemical_reaction
	France is urged to increase research funding and support for innovations as a way to deal with the problem.	research_method	research (systematic study)
Extended Candidate	Regulators and research firms promised that the \$1.5 billion settlement would be finalized two months ago.	settlement(distortion of a building)	settlement(operations relating to the payment)
Child	People working for minimum wage are producing a large number of products or services.	work (activities performed as a means of support)	work (activity done by a person for economic gain)
Sibling	In the middle east conflict , do you think the United States should take Israel’s side, take the Palestinians’ side, or not take either side?	social_conflict (struggle for agency or power in society)	armed_conflict (conflict including violence)
Parent	Doctors will examine him for signs that the cancer may have come back while he awaiting trial in a Russian jail.	inspection	physical_examination (process by medical professional)
Other	In theory, one could argue that the computer models are accurate and that the real measurements have some problems.	quantification	measurement
	Though funds have already been allocated and voted on for the project, Blair himself insists that things are still “very much open”, because materials have n ’ t yet been chosen nor pose agreed upon (though he himself favours sitting on top of a pile of city academies looking ahead of him into the windows of a much larger city academy).	voting	fund

Table 7: Examples of erroneous type predictions. The trigger word (phrase) is shown in **bold**. In some cases, the error falls into multiple categories. We prioritize the XPO hierarchy-related categories since they are rarer.

for document-level event extraction, with a focus on argument extraction, especially when arguments are scattered across multiple sentences.

Weak Supervision for Event Extraction Due to the small size of existing event extraction datasets and the difficulty of annotation, a series of prior work has attempted to leverage weak supervision to increase the amount of labeled data for event extraction. Extending the idea of automatic annotation from KB alignment for relation extraction (Mintz et al., 2009), (Chen et al., 2017; Zeng et al., 2017) utilize compound value types in Freebase knowledge graph as distant supervision. However, the number of compound value types is quite limited (only ~ 20 event types are used in both works) and the arguments only cover named entities. WordNet provides a larger source of possible event triggers (Araki and Mitamura, 2018; Tong et al., 2020) but no effort was done towards typing. As an orthogonal direction, weak supervision can also be used to augment training data for an existing ontology (Yang et al., 2019; Wang et al., 2019). Our work is the first to utilize weak supervision in creating a larger ontology.

7 Conclusions and Future Work

We introduce a new general-purpose event detection dataset GLEN that covers over 3k event types for all domains. GLEN can be seen as our first attempt toward making event extraction systems more accessible to the general audience, removing the burden on users to design their own ontology and collect annotation. We also introduce a multi-stage model that is designed to handle the large ontology size and partial labels in GLEN and show that our tailored model achieves much better performance than a range of baselines. Our model can be used as an off-the-shelf event detection tool¹¹ for various downstream tasks and we also encourage members of the community to improve upon our results, in particular, tackle the noise brought by partial labels.

Acknowledgements

This research is based on work supported by U.S. DARPA KAIROS Program No. FA8750-19-2-1004. The views and conclusions contained herein are those of the authors and should not be inter-

¹¹We are preparing to release a Docker container of the system.

preted as necessarily representing the official policies, either expressed or implied, of DARPA, or the U.S. Government. The U.S. Government is authorized to reproduce and distribute reprints for governmental purposes notwithstanding any copyright annotation therein.

References

- Jun Araki and Teruko Mitamura. 2018. [Open-domain event detection using distant supervision](#). In *Proceedings of the 27th International Conference on Computational Linguistics*, pages 878–891, Santa Fe, New Mexico, USA. Association for Computational Linguistics.
- Collin F. Baker, Charles J. Fillmore, and John B. Lowe. 1998. [The Berkeley FrameNet project](#). In *36th Annual Meeting of the Association for Computational Linguistics and 17th International Conference on Computational Linguistics, Volume 1*, pages 86–90, Montreal, Quebec, Canada. Association for Computational Linguistics.
- Yubo Chen, Shulin Liu, Xiang Zhang, Kang Liu, and Jun Zhao. 2017. [Automatically labeled data generation for large scale event extraction](#). In *Proceedings of the 55th Annual Meeting of the Association for Computational Linguistics (Volume 1: Long Papers)*, pages 409–419, Vancouver, Canada. Association for Computational Linguistics.
- Yubo Chen, Liheng Xu, Kang Liu, Daojian Zeng, and Jun Zhao. 2015. [Event extraction via dynamic multi-pooling convolutional neural networks](#). In *Proceedings of the 53rd Annual Meeting of the Association for Computational Linguistics and the 7th International Joint Conference on Natural Language Processing (Volume 1: Long Papers)*, pages 167–176, Beijing, China. Association for Computational Linguistics.
- Timothée Cour, Benjamin Sapp, and Ben Taskar. 2011. Learning from partial labels. *J. Mach. Learn. Res.*, 12:1501–1536.
- Shumin Deng, Ningyu Zhang, Jiaojian Kang, Yichi Zhang, Wei Zhang, and Huajun Chen. 2020. [Meta-learning with dynamic-memory-based prototypical network for few-shot event detection](#). In *Proceedings of the 13th International Conference on Web Search and Data Mining*. ACM.
- Seth Ebner, Patrick Xia, Ryan Culkin, Kyle Rawlins, and Benjamin Van Durme. 2020. [Multi-sentence argument linking](#). In *Proceedings of the 58th Annual Meeting of the Association for Computational Linguistics*, pages 8057–8077, Online. Association for Computational Linguistics.
- Heng Ji and Ralph Grishman. 2008. [Refining event extraction through cross-document inference](#). In *Proceedings of ACL-08: HLT*, pages 254–262, Columbus, Ohio. Association for Computational Linguistics.
- O. Khattab and Matei A. Zaharia. 2020. [Colbert: Efficient and effective passage search via contextualized late interaction over bert](#). *Proceedings of the 43rd International ACM SIGIR Conference on Research and Development in Information Retrieval*.
- Sha Li, Heng Ji, and Jiawei Han. 2021. [Document-level event argument extraction by conditional generation](#). In *Proceedings of the 2021 Conference of the North American Chapter of the Association for Computational Linguistics: Human Language Technologies*, pages 894–908, Online. Association for Computational Linguistics.
- Qing Lyu, Hongming Zhang, Elior Sulem, and Dan Roth. 2021. [Zero-shot event extraction via transfer learning: Challenges and insights](#). In *Proceedings of the 59th Annual Meeting of the Association for Computational Linguistics and the 11th International Joint Conference on Natural Language Processing (Volume 2: Short Papers)*, pages 322–332, Online. Association for Computational Linguistics.
- Mike Mintz, Steven Bills, Rion Snow, and Daniel Jurafsky. 2009. [Distant supervision for relation extraction without labeled data](#). In *Proceedings of the Joint Conference of the 47th Annual Meeting of the ACL and the 4th International Joint Conference on Natural Language Processing of the AFNLP*, pages 1003–1011, Suntec, Singapore. Association for Computational Linguistics.
- Long Ouyang, Jeff Wu, Xu Jiang, Diogo Almeida, Carroll L. Wainwright, Pamela Mishkin, Chong Zhang, Sandhini Agarwal, Katarina Slama, Alex Ray, John Schulman, Jacob Hilton, Fraser Kelton, Luke E. Miller, Maddie Simens, Amanda Askell, Peter Welinder, Paul Francis Christiano, Jan Leike, and Ryan J. Lowe. 2022. Training language models to follow instructions with human feedback. *ArXiv*, abs/2203.02155.
- Martha Palmer, Paul R. Kingsbury, and Daniel Gildea. 2005. The proposition bank: An annotated corpus of semantic roles. *Computational Linguistics*, 31:71–106.
- Peng Qi, Yuhao Zhang, Yuhui Zhang, Jason Bolton, and Christopher D. Manning. 2020. [Stanza: A python natural language processing toolkit for many human languages](#). In *Proceedings of the 58th Annual Meeting of the Association for Computational Linguistics: System Demonstrations*, pages 101–108, Online. Association for Computational Linguistics.
- Zhiyi Song, Ann Bies, Stephanie Strassel, Tom Riese, Justin Mott, Joe Ellis, Jonathan Wright, Seth Kulick, Neville Ryant, and Xiaoyi Ma. 2015. [From light to rich ERE: Annotation of entities, relations, and events](#). In *Proceedings of the The 3rd Workshop on EVENTS: Definition, Detection, Coreference, and*

- Representation*, pages 89–98, Denver, Colorado. Association for Computational Linguistics.
- Meihan Tong, Bin Xu, Shuai Wang, Yixin Cao, Lei Hou, Juanzi Li, and Jun Xie. 2020. [Improving event detection via open-domain trigger knowledge](#). In *Proceedings of the 58th Annual Meeting of the Association for Computational Linguistics*, pages 5887–5897, Online. Association for Computational Linguistics.
- MeiHan Tong, Bin Xu, Shuai Wang, Meihuan Han, Yixin Cao, Jiangqi Zhu, Siyu Chen, Lei Hou, and Juanzi Li. 2022. [DocEE: A large-scale and fine-grained benchmark for document-level event extraction](#). In *Proceedings of the 2022 Conference of the North American Chapter of the Association for Computational Linguistics: Human Language Technologies*, pages 3970–3982, Seattle, United States. Association for Computational Linguistics.
- Xiaozhi Wang, Xu Han, Zhiyuan Liu, Maosong Sun, and Peng Li. 2019. [Adversarial training for weakly supervised event detection](#). In *Proceedings of the 2019 Conference of the North American Chapter of the Association for Computational Linguistics: Human Language Technologies, Volume 1 (Long and Short Papers)*, pages 998–1008, Minneapolis, Minnesota. Association for Computational Linguistics.
- Xiaozhi Wang, Ziqi Wang, Xu Han, Wangyi Jiang, Rong Han, Zhiyuan Liu, Juanzi Li, Peng Li, Yankai Lin, and Jie Zhou. 2020. [MAVEN: A Massive General Domain Event Detection Dataset](#). In *Proceedings of the 2020 Conference on Empirical Methods in Natural Language Processing (EMNLP)*, pages 1652–1671, Online. Association for Computational Linguistics.
- Hang Yang, Yubo Chen, Kang Liu, Yang Xiao, and Jun Zhao. 2018. [DCFEE: A document-level Chinese financial event extraction system based on automatically labeled training data](#). In *Proceedings of ACL 2018, System Demonstrations*, pages 50–55, Melbourne, Australia. Association for Computational Linguistics.
- Sen Yang, Dawei Feng, Linbo Qiao, Zhigang Kan, and Dongsheng Li. 2019. [Exploring pre-trained language models for event extraction and generation](#). In *Proceedings of the 57th Annual Meeting of the Association for Computational Linguistics*, pages 5284–5294, Florence, Italy. Association for Computational Linguistics.
- Pengfei Yu, Zixuan Zhang, Clare Voss, Jonathan May, and Heng Ji. 2022. [Building an event extractor with only a few examples](#). In *Proceedings of the Third Workshop on Deep Learning for Low-Resource Natural Language Processing*, pages 102–109, Hybrid. Association for Computational Linguistics.
- Ying Zeng, Yansong Feng, Rong Ma, Zheng Wang, Rui Yan, Chongde Shi, and Dongyan Zhao. 2017. Scale up event extraction learning via automatic training data generation. In *AAAI Conference on Artificial Intelligence*.
- Hongming Zhang, Wenlin Yao, and Dong Yu. 2022. [Efficient zero-shot event extraction with context-definition alignment](#). In *Findings of the Association for Computational Linguistics: EMNLP 2022*, pages 7169–7179, Abu Dhabi, United Arab Emirates. Association for Computational Linguistics.
- Shun Zheng, Wei Cao, Wei Xu, and Jiang Bian. 2019. [Doc2EDAG: An end-to-end document-level framework for Chinese financial event extraction](#). In *Proceedings of the 2019 Conference on Empirical Methods in Natural Language Processing and the 9th International Joint Conference on Natural Language Processing (EMNLP-IJCNLP)*, pages 337–346, Hong Kong, China. Association for Computational Linguistics.

A Data Filtering and Annotation Details

Table 8 shows some examples of removed Qnodes from DWD Overlay in our ontology with different kinds of reasons.

Figure 10 displays our annotation interface. The left box features the context, highlighting a single trigger, while the right box enumerates candidate event types, expressed as a combination of name and description, with an extra choice labeled "None of the above options is correct." The annotator's task is to select the option that most accurately represents the trigger word.

Qnode	Name	Roleset	Description
Removed during cleaning the heavily used rolesets			
Q2536390	abdominal_distention	ill.01	Physical symptom
Q192989	acculturation	change.01	process of cultural and psychological change
Q422268	actinomycosis	ill.01	Human disease
Q1319035	adult_education	educate.01	form of learning adults engage in beyond traditional schooling
Q9363879	stamping	make.01	metalworking
Q615857	stapedectomy	surgery.01	surgical procedure of the middle ear performed to improve hearing
Q366774	adrenalectomy	remove.01	surgical removal of the adrenal gland
Q2035485	subcutaneous_injection	inject.01	Medical procedure
Removing reason: cognitive events that do not involve any physical state change			
Q241625	wish	wish.01	desire for a specific item or event
Q26256512	want	want.01	economic term for something that is desired
Q26253999	yearning	yearn.01	deep and aching desire for someone or something
Q706622	intention	intend.01	mental state representing commitment to perform an action
Q3027692	differentiation	differentiate.01	process by which two closely related linguistic varieties diverge from one another during their evolution
Q104776298	crosspatch	grouch.01	a person who is easily annoyed
Q516519	suspicion	suspect.01	emotion
Q659974	trust	trust.02	assumption of and reliance on the honesty of another party
Removing reason: mapped to too general or ambiguous rolesets			
Q105606485	intellectual_activity	think.01	human activity comprising of mental actions
Q2944236	photosensitivity	see.01	Light sensitivity in homo sapiens
Q9174	religion	believe.01	set of beliefs, practices and traditions for a group or community
Q16513426	decision	decide.01	result of deliberation
Q2827815	international_aid	give.01	voluntary transfer of resources from one country to another
Q9081	knowledge	know.01	experience or education by perceiving, discovering, or learning
Q1221208	employment_contract	agree.01	agreement between employer and employee on terms of work and compensation
Q56274009	looking	look.01	act of intentionally focusing visual perception on someone or something
Removing reason: low frequency			
Q379788	advection	advect.01	transport of a substance by bulk motion
Q381105	aeration	aerate.01	process of circulating or mixing air with water
Q104541	aerosol	aerosolize.01	colloid of fine solid particles or liquid droplets, in air or another gas
Q623179	state_terrorism	terrorism.03	acts of terrorism against individuals conducted by organs of a state
Q98394474	stenciling	stencil.01	artistic technique for transferring images using stencils
Q844613	sintering	sinter.01	process of forming material by heat or pressure
Q249697	eulogy	eulogize.01	speech in praise of a person, usually recently deceased
Q901882	interface	interface.01	boundary between different phases of matter

Table 8: Examples of removed Qnodes in XPO Overlay. Note that one node can be removed due to multiple reasons.

B Baseline Implementation Details

We list the hyperparameters for our baseline models in Table 9. For ZED, we follow the original paper and set the margin to 0.2. We set the threshold for predicting an event type to 0.3 (if the cosine similarity between the event type representation and the trigger representation is smaller than this value, we will refrain from predicting any event type).

For the InstructGPT baseline, we use the `text-davinci-003` model with a temperature of 0.2 and `top_p` set to 0.95 for decoding. We show our detailed prompt in Figure 11. The first part of the prompt is the task instruction and then we include 32 input-output examples. Due to the current input length limit of InstructGPT, we were unable to feed the ontology into the model as part of the input.

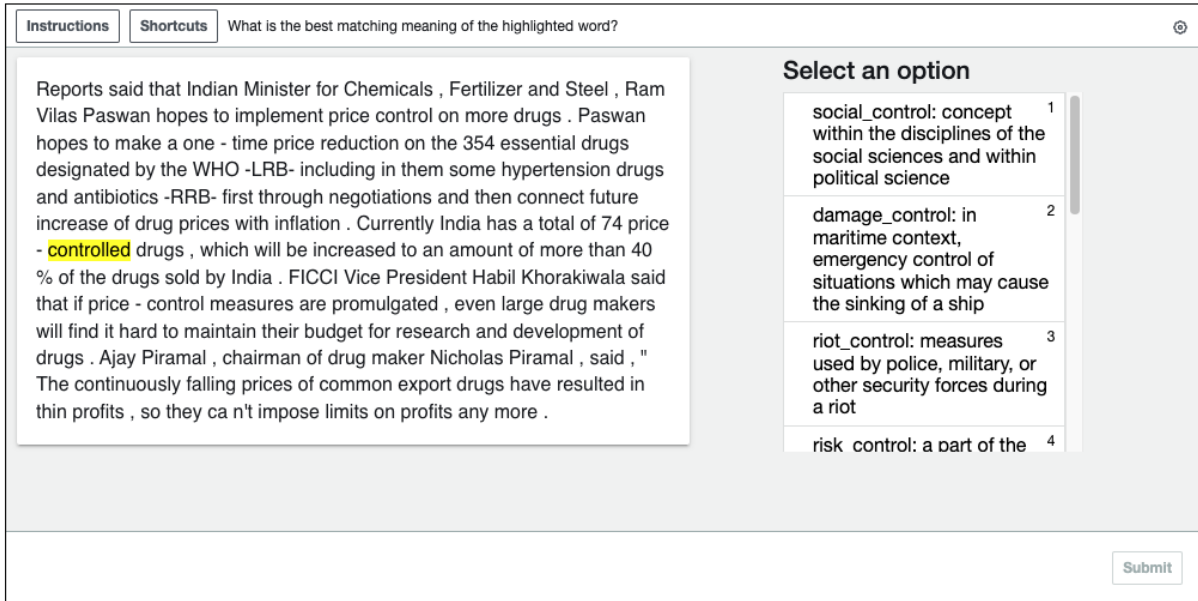


Figure 10: Annotation interface built with Amazon Mechanical Turk for labeling the development and test set.

Model	DMBERT	SpanCls	TokCls	ZED
Training epochs	10	10	10	10
Batch size	64	64	16	16
Negative samples	5	5	-	5
Learning rate	5e-5	5e-5	2e-5	2e-5
Max sequence length	64			
Base Model	Bert-base-uncased			
Weight decay	0.0			
Scheduler	Linear			

Table 9: Hyperparameter settings for baseline models.

List the events that are mentioned in the given context and highlight the most related word or phrase using the <mark> tag for each event. There might be more than one event per context provided or no event in the context.
For each tagged event, also generate its corresponding event type.

Context: The average yield on threemonth jumbos rose to 8.00 % from 7.96 % , while the two - year average fell by the same amount to 7.89 % .

Output: The average yield on threemonth jumbos <mark>rose</mark> to 8.00 % from 7.96 % , while the two - year average <mark>fell</mark> by the same amount to 7.89 % .

Events: rose:climb;fell:descent;

Context: i also think its stupid that our european friends can immigrate to britian and seek benefits , and denying them that would be against " human rights " according to the eu court of human rights .

Output: i also think its stupid that our european friends can <mark>immigrate</mark> to britian and seek benefits , and <mark>denying</mark> them that would be <mark>against</mark> " human rights " according to the eu court of human rights .

Events: immigrate:human_migration;denying:denial;against:anti-discrimination;

Context: Most of the 34 sailors hurt , are being reunited with family in Norfolk , Virginia , before moving on to a naval hospital for further treatment .

Output: Most of the 34 sailors <mark>hurt</mark> , are being reunited with family in Norfolk , Virginia , before <mark>moving</mark> on to a naval hospital for further treatment .

Events: hurt:damage;moving:active_motion;

Figure 11: Truncated version of our prompt to InstructGPT.