

# DELTA SCORE: Evaluating Story Generation with Differentiating Perturbations

Zhuohan Xie    Miao Li    Trevor Cohn    Jey Han Lau

School of Computing and Information Systems,

The University of Melbourne

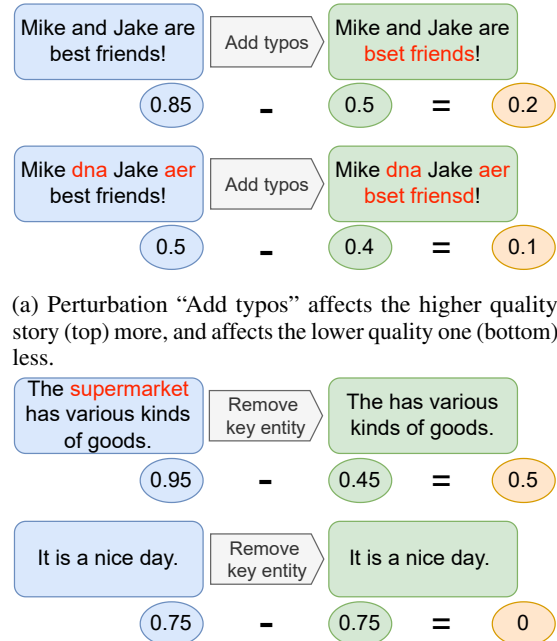
{zhuohanx, miao4}@student.unimelb.edu.au, {t.cohn, jeyhan.lau}@unimelb.edu.au

## Abstract

Various evaluation metrics exist for natural language generation tasks, but they have limited utility for story generation since they generally do not correlate well with human judgments and do not measure fine-grained story aspects, such as fluency versus relatedness, as they are intended to assess overall generation quality. In this paper, we propose DELTA SCORE, an approach that utilizes perturbation to evaluate fine-grained story aspects. Our core idea is based on the hypothesis that the better the story performs in a specific aspect (e.g., fluency), the more it will be affected by a particular perturbation (e.g., introducing typos). To measure the impact, we calculate the *likelihood difference* between the pre- and post-perturbation stories using a language model. We evaluate DELTA SCORE against state-of-the-art model-based and traditional similarity-based metrics across multiple story domains, and investigate its correlation with human judgments on five fine-grained story aspects: fluency, coherence, relatedness, logicity, and interestingness. Our results demonstrate that DELTA SCORE performs impressively in evaluating fine-grained story aspects, and we discovered a striking outcome where a specific perturbation appears to be highly effective in measuring most aspects.

## 1 Introduction

The advent of large pre-trained language models (PLMs) (Radford et al., 2019; Lewis et al., 2020; Brown et al., 2020) has enabled story generation models based on these PLMs to produce plausible stories (Tan et al., 2021; Zhang et al., 2022; Yang et al., 2022). In fact, the best models have been found to produce stories that are virtually indistinguishable from those written by humans (Karpinska et al., 2021; Dou et al., 2022; Xie et al., 2023). However, progress in the development of automatic evaluation metrics has not had the same momentum (Guan et al., 2021b). Although human evaluation



(a) Perturbation "Add typos" affects the higher quality story (top) more, and affects the lower quality one (bottom) less.

(b) Stories conditioned on the prompt "I always go to the local supermarket". Perturbation "Remove key entity" affects the higher quality story (top) more, and affects the lower quality one (bottom) less.

Figure 1: Scenarios where higher quality stories (top) are affected more than lower quality ones (bottom) through aspect-specific perturbations (fluency: "Add typos"; relatedness: "Remove key entity"). Generative likelihood for original/perturbed story is in blue/green circle, and the DELTA SCORE value is in orange circle.

remains the gold standard, it is often slow, expensive, and difficult to reproduce (Sai et al., 2023). Therefore, there is a pressing need for better automatic methods to evaluate story quality.

The predominant evaluation metrics for story evaluation have their origins in other natural language generation (NLG) tasks, including BLEU (Papineni et al., 2002) and NIST (Doddington, 2002) for machine translation and ROUGE (Lin, 2004) for summarization. Nonetheless, recent efforts have led to the development of novel evaluation metrics specifically designed for story evalua-

tion, aiming to quantify story coherence (Guan and Huang, 2020; Ghazarian et al., 2021) or learn human preferences (Chen et al., 2022). Other works have utilized the likelihood of a story under a PLM (Vaswani et al., 2017; Han et al., 2022) or its conditional likelihood based on human references or other contextual factors, such as story title (Thompson and Post, 2020; Yuan et al., 2021). However, these approaches typically produce a single score that estimates the overall quality of the generated story. Chhun et al. (2022) argue that a story’s quality is composed of multiple fine-grained aspects, such as fluency and adherence to commonsense, and that an overall quality score has limited utility for story generation. In other words, a metric that produces a low overall score for a story does not reveal whether the story has fluency issues or certain elements that violate commonsense (Leiter et al., 2022).

In this paper, we propose DELTAScore, an approach that assesses story quality by calculating the *likelihood difference* under a language model for a story in its original form (pre-perturbation) vs. one where its text is modified (post-perturbation),<sup>1</sup> with the idea that higher quality stories will be affected more by the modification/perturbation compared to the lower quality stories. To provide fine-grained assessment of story quality, we experiment with perturbations that target a particular aspect (e.g. fluency). Figure 1 presents two examples to demonstrate the intuition of our approach: (1) when we modify the two stories in Figure 1a by randomly adding typos, the more fluent story (top) is impacted by the perturbation more than the less fluent story (bottom); (2) when we modify the two stories — conditioned on the story title “I always go to the local supermarket” — in Figure 1b by removing key entities, the story that is more related to the title (top) is again more affected. Empirically, we found that DELTAScore works very well in measuring these fine-grained story aspects, outperforming state-of-the-art model- and similarity-based metrics. A noteworthy discovery is that a specific perturbation technique, namely word shuffling, exhibits superior performance in capturing various facets, implying the possibility of interdependence among these fine-grained aspects.

We summarize our contributions as follows:

- We propose the concept of using likelihood difference based on perturbations as a new approach for evaluating stories.
- We propose a novel, unsupervised evaluation approach to measure fine-grained aspects of story quality.
- The experimental outcomes indicate that our metric demonstrates a strong correlation with human evaluations in most aspects, surpassing the performance of advanced metrics across various story domains.

## 2 Related Work

### 2.1 Automatic Story Evaluation

Conventional evaluation metrics mainly measure lexical overlap between generated text and its human reference (Papineni et al., 2002; Doddington, 2002; Lin, 2004). Even though such methods can capture shallow surface similarities on word or token levels, it is vulnerable to small changes in morphology or even typos (Kaster et al., 2021). More recent methods exploit the language understanding capability from large pre-trained models and capture the semantic similarity by comparing embeddings (Zhao et al., 2019; Zhang et al., 2020). These methods work as a general method for natural language generation tasks, however, as different tasks have different characteristics, automatic metrics tailored for specific tasks such as summarization (Scialom et al., 2021), data-to-text (Rebuffel et al., 2021), and dialogue generation (Mehri and Eskenazi, 2020) have been proposed. There are also alternative evaluation metrics that evaluate the model holistically by comparing the difference of distributions between the learnt model and the dataset (Pillutla et al., 2021; Deng et al., 2022)

Some evaluation metrics are specifically designed for story evaluation. Guan and Huang (2020) trains a binary classification to distinguish original stories and their negative perturbations. Ghazarian et al. (2021) extends such idea by generating negative samples from manipulated story plots instead of heuristic rules. These metrics emphasize evaluating story coherence, while Chen et al. (2022) propose a new task to evaluate human preference by training the model to differentiate highly-upvoted stories from lowly-upvoted ones.

Unified evaluation metrics are proposed to provide the capability of evaluating multiple quality aspects by offering different combinations of inputs

---

<sup>1</sup>We experiment with both GPT-3.5 and BART as the two pre-trained language models for computing likelihood in this paper, but the choice of language model is flexible in our approach.

such as given prompt, generated text and additional context (Zhong et al., 2022). Yuan et al. (2021) considers text evaluation as a text generation problem and Deng et al. (2021) exploits information alignment to evaluate the generated text. Even though these methods provide the capability of evaluating different aspects of text quality, such aspects do not normally align well with the text quality aspects. Therefore, Zhong et al. (2022) considers text evaluation as a question answering problem and explore training a language model to answer specific questions such as “*Is this a fluent sentence?*” or “*Is this a coherent summary to the document?*”. Golovneva et al. (2023) provides a suite of text evaluation by reasoning step by step.

## 2.2 Natural Text Perturbation

Perturbation has been a conventional technique for generating negative samples that can be utilized in discriminative (Guan and Huang, 2020) or generative (Zhong et al., 2022) NLP tasks. Ribeiro et al. (2020) proposes a CheckList that provides a suite of negative examples constructed from a combination of perturbations to conduct behavioral tests of NLP models. Sai et al. (2021) then extends such perturbation ideas to evaluate robustness of NLG evaluation metrics. Similarly, Karpinska et al. (2022) designs a list of perturbation tests to evaluate robustness of evaluation metrics for machine translation. He et al. (2022) design perturbation tests to find blind spots of model based evaluation metrics.

Our work is different from the previous efforts in that we apply perturbations to evaluate generated stories and compute the differences in the likelihood pre and post perturbations to assess fine-grained story quality instead of testing robustness. All above perturbations are based on heuristic rules, while recent adversarial attacks (Li et al., 2020; Morris et al., 2020) apply language models to generate adversarial examples, which can be considered as another form of text perturbation. Even though these approaches might produce much more dedicated negative samples, we do not consider these approaches, since the introduction of an additional black-box language models make the whole process less interpretable.

## 3 DELTAScore

In the story evaluation process, we calculate the likelihood of the story conditioned on certain con-

text  $c$  containing  $n$  tokens ( $c = c_1, \dots, c_n$ ), which can either be the given prompt  $p$  or its human reference  $r$ , and a generated story  $s$  containing  $m$  tokens by ( $s = s_1, \dots, s_m$ ).

### 3.1 Difference of Likelihoods as the Score

To calculate the quality score of the generated story  $s$ , we first perturb it to form a negative sample  $s'$ , containing  $m'$  tokens ( $s' = s'_1, \dots, s'_{m'}$ ).

We denote parameters of a generative language model by  $\theta$ , and we concatenate  $c$  and  $s$  to form one sequence ( $\mathbf{x} = x_1, \dots, x_{n+m} = c_1, \dots, c_n, s_1, \dots, s_m$ ), and concatenate  $c$  and  $s'$  to form another sequence ( $\mathbf{x}' = x'_1, \dots, x'_{n+m'} = c_1, \dots, c_n, s_1, \dots, s_{m'}$ ). Therefore, DELTAScore is factorized as follows:

$$\text{DELTAScore}(s) = \frac{1}{m} \sum_{t=n+1}^{n+m} \log p(x_t | \mathbf{x}_{<t}, \theta) - \frac{1}{m'} \sum_{t=n+1}^{n+m'} \log p(x'_t | \mathbf{x}'_{<t}, \theta)$$

where,  $p(x_t | \mathbf{x}_{<t}, \theta)$  is assigned by the language model,  $t$  denotes timestep in the sequence, and  $\mathbf{x}_{<t}$  denotes all tokens before the current timestep. Note here we ignore the token probabilities of the condition  $c$ , therefore, the timestep starts from  $n + 1$ . We assign the equal weights to each token for DELTAScore following Yuan et al. (2021).<sup>2</sup>

In our approach, a pre-trained language model with generative capability is required. Specifically, we select BART and GPT-3.5 (text-davinci-003) as representative models for our experiments.

### 3.2 Perturbations on Story Aspects

To achieve fine-grained evaluation of story generation, we present aspect-aware perturbations of stories. We follow Xie et al. (2023) to assess fundamental aspects of story quality: fluency, coherence, relatedness, logicity and interestingness. We roughly classify conventional perturbations (Sai et al., 2021; Guan et al., 2021b; He et al., 2022) into these aspects based on their features.

- **Fluency:** Perturbations on fluency usually focus on modifications on word or phrase level, which results in issues within one sentence.

<sup>2</sup>We also tried various normalization approaches, such as PenLP and NormLP (Lau et al., 2020), but they did not yield constant performance improvement, therefore, we decide to use the uniform normalization.

Aspect	Perturbation	Original story	Perturbed story
Flu.	Jumble	We play badminton every evening .	badminton every We evening play .
Flu.	Typo	he went to see what the problem was	he went to see whta the problem was
Coh.	SentRepeat	after looking at the menu , she ordered a club sandwich .	after looking at the menu , she ordered a club sandwich . she ordered a club sandwich .
Coh.	SentReorder	she did n’t intend to buy anything . unfortunately she has poor impulse control ...	unfortunately she has poor impulse control . she did n’t intend to buy anything ...
Rel.	Negation	both of the boys played guitar .	both of the boys did not play guitar .
Rel.	StoryReplace	they were going to see the star wars ...	she was walking to the food court ...
Log.	Antonym	A small boy playing with a ball.	A tall boy playing with a green ball.
Log.	Commonsense	they took me down to the lake . i threw my line out and caught several worms ...	they took me to the moon. i threw my line out and caught several stars ...
Int.	Synonym	I purchased my uniforms	I bought my uniforms
Int.	Paraphrase	he employed an attorney	he hired a lawyer

Table 1: Perturbations that focus on each story quality aspect: Fluency (Flu.), Coherence (Coh.), Relatedness (Rel.), Logicality (Log.), and Interestingness (Int.).

This usually includes intentionally using incorrect verb tenses, subject-verb agreement or word/phrases repetitions.

- **Coherence:** Perturbations on coherence usually focus on modifications on sentence level while keeping each individual sentence fluent, aiming to make the story have conflicts between sentences. This usually includes intentionally repeating one sentence, replacing one sentence from one unrelated story, or re-ordering all sentences.
- **Relatedness:** Perturbations on relatedness need to alter the story so that it is less relevant to the story condition. It can be achieved by either removing key relevant information relevant to the prompt or replace the entire story by one story written for the different prompt.
- **Logicality:** Perturbations on logicality need to alter the story so that it disobey commonsense. This could include characters that defy the laws of physics or events that go against cultural norms such as “go trick or treating” on “Christmas”.
- **Interestingness:** Perturbations on interestingness need to alter the story so that it is generally less interesting to read. This could include changing the tone of the story from dramatic to bland or altering descriptive words with flat ones.

Due to the interdependence of these quality aspects, perturbations designed for one aspect can potentially affect other aspects. In particular, aspects such as interestingness, are more subjective and influenced by individual perspectives and preferences. Hence, our taxonomy may not be universally applicable to all domains.

## 4 Experimental Details

We conduct a comparison between DELTAScore and several state-of-the-art automatic evaluation metrics on three meta-evaluation datasets that encompass different domains. These datasets include ROCStories (Mostafazadeh et al., 2016), which comprises of concise commonsense stories, WritingPrompts (WP) (Fan et al., 2018), which focuses on fictional stories, and CNN News (CNN) (Hermann et al., 2015), which pertains to news stories.

Open-ended generation tasks like story generation often suffer from the known challenge of the one-to-many problem, where multiple plausible stories can be generated for a single prompt. Consequently, reference-based evaluation metrics, which are commonly used in other generation tasks, may not be ideal for evaluating story generation (Zhong et al., 2022). Hence, to address this issue, we utilize the given prompt  $p$  as the conditioning factor  $c$  for the story generation. More specifically, for ROC, we use the first sentence as the prompt, for WP we use a short prompt that outlines the expected story, and for CNN, we use the news title as the prompt. We give some examples in Table 2.

Dataset	Prompt	Story
ROC	[FEMALE] dad took me fishing .	we sat in a spot and waited for days ...
WP	tell me a story where the first line and last line ...	as i walked into the house , i was assailed by the smell of aging ...
CNN	(cnn) – a 6-year-old girl , detained in arizona ...	the 25-year-old man , of kannapolis , north carolina , was arrested in ...

Table 2: Sampled Examples of prompts and stories for each dataset.

#### 4.1 Meta-Evaluation Benchmarks

The use of standardized benchmark datasets is crucial for advancing automatic story evaluation as they enable the evaluation metrics to be tested and compared by measuring their correlations to human evaluations.

We obtain human evaluation results from [Xie et al. \(2023\)](#), who conducted human annotations on the previous discussed datasets. They evaluate a range of recently proposed story generation models: 1) **KGPT2** ([Guan et al., 2020](#)), 2) **MTCL** ([Xu et al., 2020](#)), 3) **HINT** ([Guan et al., 2021a](#)), 4) **PROGEN** ([Tan et al., 2021](#)), 5) **BART** ([Lewis et al., 2020](#)) and 6) **GPT-3** ([Brown et al., 2020](#)), and also human reference stories. Annotators are asked to rate each of the five aspects (fluency, coherence, relatedness, logicity, and interestingness) on an ordinal scale of 1 (worst) to 5 (best). The authors conduct a meta-evaluation, which consists of two parts: crowdsourcing through Amazon Mechanical Turk and in-house evaluation by colleagues. We primarily rely on the crowdsourced evaluations since the authors suggest that in-house annotators may have a natural bias towards assigning higher scores to machine-generated stories.

#### 4.2 Compared Evaluation Metrics

We compare DELTAScore against representative evaluation metrics introduced in § 2. While some of these metrics were developed for other NLG tasks, we modify them slightly to make them suitable for evaluating story generation.

**BARTScore** ([Yuan et al., 2021](#)) evaluates generated text as a text generation task by calculating the conditional likelihood of the generated text under BART. This metric can evaluate various aspects of text quality by using different combinations of input conditions and output. We use the reference-free version of BARTScore in the direc-

Model	Size	Training Dataset
Bart-large	400M	XSum, WikiText, and others
Bart-large.cnn	400M	Bart-large fine-tuned on CNN-DM
GPT-3.5	175B	web pages, books, and articles from a wide range of domains

Table 3: Size and training dataset for each model.

tion of  $c \rightarrow s$ .

**CTC** ([Deng et al., 2021](#)) evaluates generated text as an information alignment task, and they propose various approaches for alignment calculations. In our evaluation, we use the reference-free alignments, which is the “consistency” version of CTC.

**UNIEVAL** ([Zhong et al., 2022](#)) evaluates generated text as a question answering task, where different questions are asked for each aspect. The evaluation models are trained on text summarization and dialogue generation tasks and are shown to have zero-shot transfer ability to data-to-text generation task by asking corresponding new questions. In our story evaluation, we ask story quality-related questions for each aspect, which are listed in [Appendix A](#).

**UNION** ([Guan and Huang, 2020](#)) frames story evaluation as a classification task by constructing negative samples of original stories using heuristic rules, and training a neural discriminator to differentiate them. The trained model is then used for evaluating new stories. While their work focuses on the ROC and WP datasets, we do not fine-tune the UNION model on our own dataset. Instead, we use the model trained on ROC for our ROC dataset, and the model trained on WP for both our WP and CNN datasets.

**MANPLTS** ([Ghazarian et al., 2021](#)) is an extension of UNION that focuses on constructing negative samples that are more similar to machine-generated stories. They do this by manipulating storylines and generating stories based on these manipulated storylines using a story generation model. Like UNION, we use the models trained on the ROC dataset for our ROC dataset and the models trained on the WP dataset for both the WP and CNN datasets.

**StoryER** ([Chen et al., 2022](#)) combines the approach of separating original stories from negative samples, as in UNION and MANPLTS, with considering human preference by training the model

to differentiate highly-upvoted stories from lowly-upvoted ones. In addition to the preference score, they train their model to produce ratings and comments on predefined story aspects to provide explanations for the evaluation.

We also incorporate conventional similarity-based metrics, including: **BLEU** (Papineni et al., 2002), which measures n-gram overlaps between stories and human references, **BERTScore** (Zhang et al., 2020), and **MoverScore** (Zhao et al., 2019), which measures semantic similarity from embeddings obtained from BERT (Devlin et al., 2019).

### 4.3 Perturbation Details

We follow previous works (Sai et al., 2021; Guan et al., 2021b; He et al., 2022) in applying perturbations to the generated stories. We can control the degree of perturbation for some of the perturbations, as demonstrated in detail in § 5.2.

In addition, we propose two perturbations targeting two separate aspects, relatedness and logicity. To address the relatedness aspect, we propose replacing the entire story. However, randomly replacing the story is not feasible as we cannot guarantee the relevance to the given prompts or the quality of the replaced stories. To mitigate this, we select all stories that are produced from different prompts for each given story and compute their likelihood without prompts from GPT-3.5 to assess their quality. We then calculate the absolute value of the difference between the current story and all other stories and select the one with the closest quality.

For logicity, we propose replacing certain elements of a story to create a violation of commonsense while maintaining its fluency and coherence. To achieve this, we rely on ChatGPT by asking it to revise the story to create minimal changes that do not make sense using the prompt “Revise the following story such that certain elements does not make sense. The revision should be minimal, e.g. by changing a few words.”. Examples of these revisions can be found in Table 1, and we test more perturbations including Add Negation (AddNe), Antonymy (Anton).

## 5 Results

Table 4 displays the Spearman correlations between the human annotations and automatic evaluation for all three datasets. Given the non-linear nature of the correlation between human evaluation and automatic evaluation, Spearman correla-

tion was used. We categorize the evaluation metrics into several types based on their features: 1) Similarity-based metrics, including BLEU (BLE), BERTScore (BER), and MoverScore (Mov); 2) Metrics that are specifically tailored for evaluating stories, including UNION (UNIO), MANPLTS (MAN), and StoryER (StoER); 3) Unified metrics designed to evaluate multiple aspects, including CTC and UNIEVAL (UNIE); and 4) Likelihood-based metrics, where the language models’ likelihood is used directly, including BART-large (BRT-l), BART-cnn (BRT-c), and GPT-3.5 (G-3.5).<sup>3</sup> We also present the DELTAScore metric using these three generative models.

### 5.1 Metric Results

After analyzing the results, it can be observed that similarity evaluation metrics, including BLEU, BERTScore, and MoverScore, exhibit poor performance in open-ended story evaluation, which is consistent with prior research studies (Guan and Huang, 2020; Xie et al., 2023). This finding provides evidence that the presence of reference is not crucial in the assessment of open-ended stories.

Surprisingly, even evaluation metrics that are specifically designed for assessing stories, such as UNION, MANPLTS, and StoryER, do not exhibit impressive results. This could potentially be attributed to the fact that these metrics require extensive training on synthetic data, and we did not further train them on our own data. It is possible that our data has different features compared to the synthetic data used for their training, which could explain their poor performance in our evaluation scenarios. Notably, recently proposed unified evaluation metrics have yielded promising results. Specifically, UNIEVAL demonstrates superior performance in the ROC dataset, whereas CTC performs better in the WP and CNN datasets. It appears that assessing alignments and asking questions can be effective approaches for evaluating stories.

Regarding the likelihood-based metrics, GPT-3.5 generally performs the best, while BART-large exhibits the worst performance. This finding highlights the critical role that the training dataset plays in the ability of the model to evaluate stories. The more plausible stories the model has seen during

<sup>3</sup>Please note that the concept of using likelihood is identical to that of BARTScore proposed by (Yuan et al., 2021). The authors of BARTScore suggest that this idea can be extended to other generative models as well.

Metric	ROC					WP					CNN				
	Flu	Coh	Rel	Log	Int	Flu	Coh	Rel	Log	Int	Flu	Coh	Rel	Log	Int
<b>Similarity Based Evaluation Metrics</b>															
BLE	4.8	5.8	2.0	7.0	0.8	27.0	19.6	19.8	21.2	14.3	15.3	0.9	3.4	0.3	5.3
BER	5.5	7.3	19.7	7.8	9.9	29.6	27.7	23.3	29.2	28.2	4.4	2.5	11.1	1.9	6.7
Mov	4.9	9.1	22.6	11.0	15.2	14.1	22.4	22.3	21.3	28.5	16.8	18.5	9.3	17.5	0.7
<b>Story Evaluation Metrics</b>															
UNIO	0.6	17.6	17.6	1.4	6.1	29.2	35.4	29.9	36.9	39.6	10.0	1.6	24.5	4.2	1.6
MAN	30.8	45.5	31.8	21.5	17.7	0.1	8.2	3.5	4.9	12.8	8.5	27.0	18.3	25.5	16.5
StoER	9.7	6.1	6.0	5.8	14.3	25.8	23.7	18.9	31.2	34.5	6.7	6.6	0.1	10.5	8.4
<b>Unified Evaluation Metrics</b>															
CTC	31.7	37.8	21.7	17.0	12.2	60.0	70.1	52.1	72.8	<b>63.8</b>	40.0	52.1	56.2	58.6	44.6
UNIE	44.3	45.2	33.3	29.0	26.6	52.6	56.8	50.9	67.4	52.7	33.9	43.6	50.4	53.2	37.3
<b>Likelihood Based Evaluation Metrics</b>															
BRT-l	15.7	1.9	1.8	3.9	3.3	7.4	6.8	1.8	4.7	11.5	21.0	23.2	29.3	21.3	9.2
BRT-c	34.4	15.8	15.4	15.7	19.8	31.3	26.5	25.0	31.6	22.6	48.2	39.7	38.0	46.8	28.2
G-3.5	43.2	39.5	35.4	29.9	<b>27.4</b>	33.5	40.8	34.1	43.9	43.1	45.2	60.5	57.9	63.2	<b>57.9</b>
<b>DELTAScore (with BART-large)</b>															
Jumble	22.8	8.5	11.5	11.6	4.0	8.7	6.9	7.1	2.5	10.6	32.8	29.3	34.2	30.6	33.1
Typo	9.6	4.6	6.2	5.4	2.7	3.0	3.0	1.5	7.0	9.0	19.9	4.0	1.2	8.5	7.5
AddNe	17.2	21.3	10.0	4.0	6.3	6.6	11.4	6.0	9.6	9.1	8.7	23.5	6.8	17.9	26.1
Anton	11.3	13.7	0.4	18.5	16.3	15.4	21.7	11.0	11.1	9.5	26.4	13.7	21.0	14.6	8.7
RpSt	21.7	14.2	9.3	11.2	7.3	12.2	1.2	13.3	3.4	4.7	23.1	30.7	39.3	30.4	22.9
CS	4.5	0.2	4.2	10.1	12.2	8.7	4.1	5.1	4.6	1.7	8.1	0.0	3.6	0.1	0.8
<b>DELTAScore (with BART-large-cnn)</b>															
Jumble	37.4	22.6	15.0	14.7	14.1	60.4	53.7	50.5	59.5	52.7	49.9	44.4	41.2	54.0	23.5
Typo	31.9	14.9	18.0	11.1	16.0	43.7	38.9	37.6	43.7	32.9	55.4	42.8	46.3	54.2	32.1
AddNe	11.8	23.6	25.1	16.4	13.9	17.0	22.6	9.2	23.8	22.6	27.0	19.4	20.6	24.7	14.2
Anton	20.1	30.7	14.4	25.4	19.8	56.2	55.2	58.0	61.2	50.5	13.1	15.5	5.5	15.2	14.0
RpSt	1.6	16.3	11.2	23.1	14.4	14.6	12.5	19.0	17.4	20.8	39.4	34.9	39.4	46.0	20.6
CS	0.6	10.4	9.5	20.6	14.1	36.7	33.7	29.5	28.6	21.1	53.6	51.0	35.9	51.1	41.0
<b>DELTAScore (with GPT-3.5)</b>															
Jumble	<b>50.4</b>	<b>47.3</b>	43.5	<b>33.3</b>	25.5	71.6	<b>71.3</b>	<b>53.7</b>	<b>74.2</b>	59.8	54.0	<b>69.0</b>	61.2	<b>71.4</b>	47.1
Typo	47.6	42.3	41.1	28.5	22.8	56.9	57.1	45.9	62.1	51.2	<b>55.4</b>	65.6	<b>65.9</b>	69.5	57.1
AddNe	30.7	43.6	<b>49.1</b>	26.5	26.7	38.7	35.1	21.8	41.9	35.3	48.0	60.8	65.0	62.9	46.1
Anton	32.2	40.1	26.4	29.7	19.4	<b>72.9</b>	67.7	56.4	71.4	56.9	48.3	59.4	52.7	<b>64.6</b>	40.5
RpSt	0.8	2.7	8.8	15.1	11.2	25.2	26.4	28.7	30.6	35.0	31.4	42.6	52.4	53.8	42.6
CS	15.6	15.3	19.3	1.0	0.4	37.5	47.1	35.6	40.7	32.1	34.4	55.7	55.6	50.6	40.7

Table 4: Absolute value of Story-level Spearman correlation ( $|\rho|$ ) between different metrics and human evaluations on three CoudSourcing datasets. We **bold** the best scores in each aspect and we **highlight** the scores where DELTAScore achieves better performance over the likelihood based metrics from the same model.

training, the better its capability will be in assigning higher scores to better stories.

We demonstrate DELTAScore and observe that jumble and typos produce the most stable results across different models and datasets. Notably, when we use jumble as the perturbation for DELTAScore with GPT-3.5, we observe a significant improvement over using the likelihood from GPT-3.5 directly as the metric. Moreover, this approach outperforms all other SOTA evaluation metrics on most aspects across all datasets. Replacing the entire story does not improve the performance of DELTAScore over directly using the likelihood metric with GPT-3.5. However, it does provide some improvement for BART-cnn and a substantial

improvement for BART-large. This may be due to the fact that stronger models are more focused on local context and less sensitive to changes in the prompt. Perturbing stories to violate commonsense using ChatGPT does not lead to a significant improvement in the performance of DELTAScore compared to using the likelihood metric directly with GPT-3.5, except for in the WP dataset. However, it appears to provide some improvement for BART-cnn and BART-large. This may be due to the fact that when the perturbed stories violate commonsense, GPT-3.5 exhibits similar characteristics to ChatGPT, which results in high likelihood scores being assigned to the contents generated by ChatGPT.

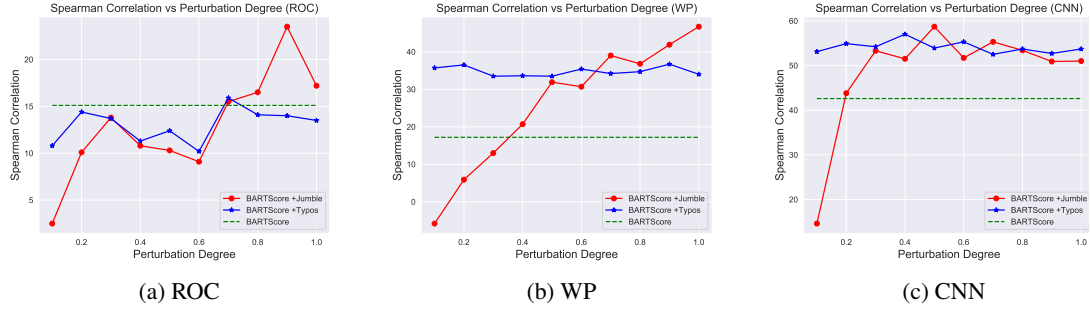


Figure 2: We test the impact of different degrees of perturbations on DELTAScore. We demonstrate with two representative perturbations: jumble and typos on BART. We show Spearman correlations with average score of human evaluations on each crowdsourcing dataset.

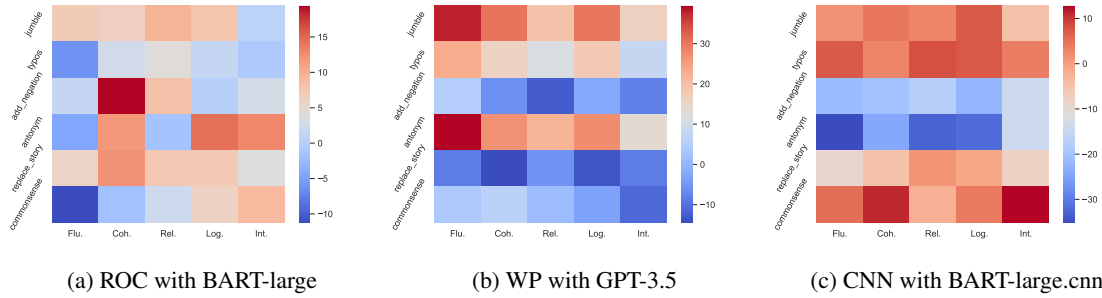


Figure 3: To demonstrate the effectiveness of DELTAScore on different aspects, we present heatmaps for each dataset showing the improvement in scores after applying DELTAScore.

In general, the quality aspects of stories are heavily intertwined, meaning that perturbations targeting one aspect often impact others as well. Nonetheless, we find that interestingness is particularly challenging to address with perturbations, as it is difficult to identify suitable modifications that effectively target this aspect.

## 5.2 Perturbation Degree

Regarding specific perturbations, such as jumble or typos, we can control the extent to which the story is perturbed. For example, we can alter the ratio of the jumbled words. We explore the effect of perturbation degrees on DELTAScore with BART-para due to the API cost of GPT-3.5. We present the results in Figure 2, from which we see trends for certain perturbations. It seems that jumble does not aid much when the degree is slight, and it increases dramatically when we jumble more words and gradually reaches a stable value. On the contrary, typos seem to work rather stably, regardless of the degree of perturbation. We speculate that the language model is not sensitive to small amounts of changes of orders considering the masked word infilling objective it is trained on, while it is consis-

tently sensitive to typos, which might be because it can cause a relatively different embedding through tokenization.

## 6 Conclusion

In this paper, we introduce DELTAScore, a novel approach to fine-grained story quality evaluation that compares the difference in likelihood between pre- and post-perturbations. We experiment with multiple language models, including BART and GPT-3.5, and our results demonstrate that DELTAScore with GPT-3.5 and jumble yields the best performance, outperforming state-of-the-art evaluation metrics.

## Limitations

This work explores a limited set of perturbations for story evaluation, but there are likely many more that could be obtained through different approaches. While we only apply this perturbation method to story generation, it has the potential to be adapted for evaluating various aspects of text generation using specifically designed perturbations, opening up a fruitful area for future research.



## References

- Tom B. Brown, Benjamin Mann, Nick Ryder, Melanie Subbiah, Jared Kaplan, Prafulla Dhariwal, Arvind Neelakantan, Pranav Shyam, Girish Sastry, Amanda Askell, Sandhini Agarwal, Ariel Herbert-Voss, Gretchen Krueger, Tom Henighan, Rewon Child, Aditya Ramesh, Daniel M. Ziegler, Jeffrey Wu, Clemens Winter, Christopher Hesse, Mark Chen, Eric Sigler, Mateusz Litwin, Scott Gray, Benjamin Chess, Jack Clark, Christopher Berner, Sam McCandlish, Alec Radford, Ilya Sutskever, and Dario Amodei. 2020. [Language models are few-shot learners](#). In *Advances in Neural Information Processing Systems 33: Annual Conference on Neural Information Processing Systems 2020, NeurIPS 2020, December 6-12, 2020, virtual*.
- Hong Chen, Duc Minh Vo, Hiroya Takamura, Yusuke Miyao, and Hideki Nakayama. 2022. [Storyer: Automatic story evaluation via ranking, rating and reasoning](#). In *Proceedings of the 2022 Conference on Empirical Methods in Natural Language Processing, EMNLP 2022, Abu Dhabi, United Arab Emirates, December 7-11, 2022*, pages 1739–1753. Association for Computational Linguistics.
- Cyril Chhun, Pierre Colombo, Fabian M. Suchanek, and Chloé Clavel. 2022. [Of human criteria and automatic metrics: A benchmark of the evaluation of story generation](#). In *Proceedings of the 29th International Conference on Computational Linguistics, COLING 2022, Gyeongju, Republic of Korea, October 12-17, 2022*, pages 5794–5836. International Committee on Computational Linguistics.
- Mingkai Deng, Bowen Tan, Zhengzhong Liu, Eric Xing, and Zhiting Hu. 2021. [Compression, transduction, and creation: A unified framework for evaluating natural language generation](#). In *Proceedings of the 2021 Conference on Empirical Methods in Natural Language Processing*, pages 7580–7605, Online and Punta Cana, Dominican Republic. Association for Computational Linguistics.
- Yuntian Deng, Volodymyr Kuleshov, and Alexander M. Rush. 2022. [Model criticism for long-form text generation](#). In *Proceedings of the 2022 Conference on Empirical Methods in Natural Language Processing, EMNLP 2022, Abu Dhabi, United Arab Emirates, December 7-11, 2022*, pages 11887–11912. Association for Computational Linguistics.
- Jacob Devlin, Ming-Wei Chang, Kenton Lee, and Kristina Toutanova. 2019. [BERT: Pre-training of deep bidirectional transformers for language understanding](#). In *Proceedings of the 2019 Conference of the North American Chapter of the Association for Computational Linguistics: Human Language Technologies, Volume 1 (Long and Short Papers)*, pages 4171–4186, Minneapolis, Minnesota. Association for Computational Linguistics.
- George Doddington. 2002. [Automatic evaluation of machine translation quality using n-gram co-occurrence statistics](#). In *Proceedings of the Second International Conference on Human Language Technology Research, HLT '02*, page 138–145, San Francisco, CA, USA. Morgan Kaufmann Publishers Inc.
- Yao Dou, Maxwell Forbes, Rik Koncel-Kedziorski, Noah A. Smith, and Yejin Choi. 2022. [Is GPT-3 text indistinguishable from human text? scarecrow: A framework for scrutinizing machine text](#). In *Proceedings of the 60th Annual Meeting of the Association for Computational Linguistics (Volume 1: Long Papers)*, pages 7250–7274, Dublin, Ireland. Association for Computational Linguistics.
- Angela Fan, Mike Lewis, and Yann Dauphin. 2018. [Hierarchical neural story generation](#). In *Proceedings of the 56th Annual Meeting of the Association for Computational Linguistics (Volume 1: Long Papers)*, pages 889–898, Melbourne, Australia. Association for Computational Linguistics.
- Sarik Ghazarian, Zixi Liu, Akash S M, Ralph Weischedel, Aram Galstyan, and Nanyun Peng. 2021. [Plot-guided adversarial example construction for evaluating open-domain story generation](#). In *Proceedings of the 2021 Conference of the North American Chapter of the Association for Computational Linguistics: Human Language Technologies*, pages 4334–4344, Online. Association for Computational Linguistics.
- Olga Golovneva, Moya Chen, Spencer Poff, Martin Corredor, Luke Zettlemoyer, Maryam Fazel-Zarandi, and Asli Celikyilmaz. 2023. [Roscoe: A suite of metrics for scoring step-by-step reasoning](#). In *11th International Conference on Learning Representations, ICLR 2023*.
- Jian Guan, Fei Huang, Zhihao Zhao, Xiaoyan Zhu, and Minlie Huang. 2020. [A knowledge-enhanced pre-training model for commonsense story generation](#). *Transactions of the Association for Computational Linguistics*, 8:93–108.
- Jian Guan and Minlie Huang. 2020. [UNION: An Unreferenced Metric for Evaluating Open-ended Story Generation](#). In *Proceedings of the 2020 Conference on Empirical Methods in Natural Language Processing (EMNLP)*, pages 9157–9166, Online. Association for Computational Linguistics.
- Jian Guan, Xiaoxi Mao, Changjie Fan, Zitao Liu, Wenbiao Ding, and Minlie Huang. 2021a. [Long text generation by modeling sentence-level and discourse-level coherence](#). In *Proceedings of the 59th Annual Meeting of the Association for Computational Linguistics and the 11th International Joint Conference on Natural Language Processing (Volume 1: Long Papers)*, pages 6379–6393, Online. Association for Computational Linguistics.
- Jian Guan, Zhixin Zhang, Zhuoer Feng, Zitao Liu, Wenbiao Ding, Xiaoxi Mao, Changjie Fan, and Minlie Huang. 2021b. [OpenMEVA: A benchmark for evaluating open-ended story generation metrics](#). In *Proceedings of the 59th Annual Meeting of the*

- Association for Computational Linguistics and the 11th International Joint Conference on Natural Language Processing (Volume 1: Long Papers)*, pages 6394–6407, Online. Association for Computational Linguistics.
- Rujun Han, Hong Chen, Yufei Tian, and Nanyun Peng. 2022. [Go back in time: Generating flashbacks in stories with event temporal prompts](#). In *Proceedings of the 2022 Conference of the North American Chapter of the Association for Computational Linguistics: Human Language Technologies*, pages 1450–1470, Seattle, United States. Association for Computational Linguistics.
- Tianxing He, Jingyu Zhang, Tianle Wang, Sachin Kumar, Kyunghyun Cho, James R. Glass, and Yulia Tsvetkov. 2022. [On the blind spots of model-based evaluation metrics for text generation](#). *CoRR*, abs/2212.10020.
- Karl Moritz Hermann, Tomas Kocisky, Edward Grefenstette, Lasse Espeholt, Will Kay, Mustafa Suleyman, and Phil Blunsom. 2015. [Teaching machines to read and comprehend](#). In *Advances in Neural Information Processing Systems 28: Annual Conference on Neural Information Processing Systems 2015, December 7-12, 2015, Montreal, Quebec, Canada*, pages 1693–1701.
- Marzena Karpinska, Nader Akoury, and Mohit Iyyer. 2021. [The perils of using Mechanical Turk to evaluate open-ended text generation](#). In *Proceedings of the 2021 Conference on Empirical Methods in Natural Language Processing*, pages 1265–1285, Online and Punta Cana, Dominican Republic. Association for Computational Linguistics.
- Marzena Karpinska, Nishant Raj, Katherine Thai, Yixiao Song, Ankita Gupta, and Mohit Iyyer. 2022. [DEMETER: diagnosing evaluation metrics for translation](#). In *Proceedings of the 2022 Conference on Empirical Methods in Natural Language Processing, EMNLP 2022, Abu Dhabi, United Arab Emirates, December 7-11, 2022*, pages 9540–9561. Association for Computational Linguistics.
- Marvin Kaster, Wei Zhao, and Steffen Eger. 2021. [Global explainability of BERT-based evaluation metrics by disentangling along linguistic factors](#). In *Proceedings of the 2021 Conference on Empirical Methods in Natural Language Processing*, pages 8912–8925, Online and Punta Cana, Dominican Republic. Association for Computational Linguistics.
- Jey Han Lau, Carlos Armendariz, Shalom Lappin, Matthew Purver, and Chang Shu. 2020. [How furiously can colorless green ideas sleep? sentence acceptability in context](#). *Transactions of the Association for Computational Linguistics*, 8:296–310.
- Christoph Leiter, Piyawat Lertvittayakumjorn, Marina Fomicheva, Wei Zhao, Yang Gao, and Steffen Eger. 2022. [Towards explainable evaluation metrics for natural language generation](#). *CoRR*, abs/2203.11131.
- Mike Lewis, Yinhan Liu, Naman Goyal, Marjan Ghazvininejad, Abdelrahman Mohamed, Omer Levy, Veselin Stoyanov, and Luke Zettlemoyer. 2020. [BART: Denoising sequence-to-sequence pre-training for natural language generation, translation, and comprehension](#). In *Proceedings of the 58th Annual Meeting of the Association for Computational Linguistics*, pages 7871–7880, Online. Association for Computational Linguistics.
- Linyang Li, Ruotian Ma, Qipeng Guo, Xiangyang Xue, and Xipeng Qiu. 2020. [BERT-ATTACK: Adversarial attack against BERT using BERT](#). In *Proceedings of the 2020 Conference on Empirical Methods in Natural Language Processing (EMNLP)*, pages 6193–6202, Online. Association for Computational Linguistics.
- Chin-Yew Lin. 2004. [ROUGE: A package for automatic evaluation of summaries](#). In *Text Summarization Branches Out*, pages 74–81, Barcelona, Spain. Association for Computational Linguistics.
- Shikib Mehri and Maxine Eskenazi. 2020. [USR: An unsupervised and reference free evaluation metric for dialog generation](#). In *Proceedings of the 58th Annual Meeting of the Association for Computational Linguistics*, pages 681–707, Online. Association for Computational Linguistics.
- John Morris, Eli Lifland, Jin Yong Yoo, Jake Grigsby, Di Jin, and Yanjun Qi. 2020. [TextAttack: A framework for adversarial attacks, data augmentation, and adversarial training in NLP](#). In *Proceedings of the 2020 Conference on Empirical Methods in Natural Language Processing: System Demonstrations*, pages 119–126, Online. Association for Computational Linguistics.
- Nasrin Mostafazadeh, Lucy Vanderwende, Wen-tau Yih, Pushmeet Kohli, and James Allen. 2016. [Story cloze evaluator: Vector space representation evaluation by predicting what happens next](#). In *Proceedings of the 1st Workshop on Evaluating Vector-Space Representations for NLP*, pages 24–29, Berlin, Germany. Association for Computational Linguistics.
- Kishore Papineni, Salim Roukos, Todd Ward, and Wei-Jing Zhu. 2002. [Bleu: a method for automatic evaluation of machine translation](#). In *Proceedings of the 40th Annual Meeting of the Association for Computational Linguistics*, pages 311–318, Philadelphia, Pennsylvania, USA. Association for Computational Linguistics.
- Krishna Pillutla, Swabha Swayamdipta, Rowan Zellers, John Thickstun, Sean Welleck, Yejin Choi, and Zaid Harchaoui. 2021. [MAUVE: measuring the gap between neural text and human text using divergence frontiers](#). In *Advances in Neural Information Processing Systems 34: Annual Conference on Neural Information Processing Systems 2021, NeurIPS 2021, December 6-14, 2021, virtual*, pages 4816–4828.

- Alec Radford, Jeffrey Wu, Rewon Child, David Luan, Dario Amodei, and Ilya Sutskever. 2019. [Language models are unsupervised multitask learners](#). *OpenAI blog*, 1(8):9.
- Clement Rebuffel, Thomas Scialom, Laure Soulier, Benjamin Piwowarski, Sylvain Lamprier, Jacopo Staiano, Geoffrey Scoutheeten, and Patrick Gallinari. 2021. [Data-QuestEval: A referenceless metric for data-to-text semantic evaluation](#). In *Proceedings of the 2021 Conference on Empirical Methods in Natural Language Processing*, pages 8029–8036, Online and Punta Cana, Dominican Republic. Association for Computational Linguistics.
- Marco Tulio Ribeiro, Tongshuang Wu, Carlos Guestrin, and Sameer Singh. 2020. [Beyond accuracy: Behavioral testing of NLP models with CheckList](#). In *Proceedings of the 58th Annual Meeting of the Association for Computational Linguistics*, pages 4902–4912, Online. Association for Computational Linguistics.
- Ananya B. Sai, Tanay Dixit, Dev Yashpal Sheth, Sreyas Mohan, and Mitesh M. Khapra. 2021. [Perturbation CheckLists for evaluating NLG evaluation metrics](#). In *Proceedings of the 2021 Conference on Empirical Methods in Natural Language Processing*, pages 7219–7234, Online and Punta Cana, Dominican Republic. Association for Computational Linguistics.
- Ananya B. Sai, Akash Kumar Mohankumar, and Mitesh M. Khapra. 2023. [A survey of evaluation metrics used for NLG systems](#). *ACM Comput. Surv.*, 55(2):26:1–26:39.
- Thomas Scialom, Paul-Alexis Dray, Sylvain Lamprier, Benjamin Piwowarski, Jacopo Staiano, Alex Wang, and Patrick Gallinari. 2021. [QuestEval: Summarization asks for fact-based evaluation](#). In *Proceedings of the 2021 Conference on Empirical Methods in Natural Language Processing*, pages 6594–6604, Online and Punta Cana, Dominican Republic. Association for Computational Linguistics.
- Bowen Tan, Zichao Yang, Maruan Al-Shedivat, Eric Xing, and Zhiting Hu. 2021. [Progressive generation of long text with pretrained language models](#). In *Proceedings of the 2021 Conference of the North American Chapter of the Association for Computational Linguistics: Human Language Technologies*, pages 4313–4324, Online. Association for Computational Linguistics.
- Brian Thompson and Matt Post. 2020. [Automatic machine translation evaluation in many languages via zero-shot paraphrasing](#). In *Proceedings of the 2020 Conference on Empirical Methods in Natural Language Processing (EMNLP)*, pages 90–121, Online. Association for Computational Linguistics.
- Ashish Vaswani, Noam Shazeer, Niki Parmar, Jakob Uszkoreit, Llion Jones, Aidan N. Gomez, Lukasz Kaiser, and Illia Polosukhin. 2017. [Attention is all you need](#). In *Advances in Neural Information Processing Systems 30: Annual Conference on Neural Information Processing Systems 2017, December 4-9, 2017, Long Beach, CA, USA*, pages 5998–6008.
- Zhuohan Xie, Trevor Cohn, and Jey Han Lau. 2023. [Can very large pretrained language models learn storytelling with A few examples?](#) *CoRR*, abs/2301.09790.
- Peng Xu, Mostofa Patwary, Mohammad Shoeybi, Raul Puri, Pascale Fung, Anima Anandkumar, and Bryan Catanzaro. 2020. [MEGATRON-CNTRL: Controllable story generation with external knowledge using large-scale language models](#). In *Proceedings of the 2020 Conference on Empirical Methods in Natural Language Processing (EMNLP)*, pages 2831–2845, Online. Association for Computational Linguistics.
- Kevin Yang, Yuandong Tian, Nanyun Peng, and Dan Klein. 2022. [Re3: Generating longer stories with recursive reprompting and revision](#). In *Proceedings of the 2022 Conference on Empirical Methods in Natural Language Processing, EMNLP 2022, Abu Dhabi, United Arab Emirates, December 7-11, 2022*, pages 4393–4479. Association for Computational Linguistics.
- Weizhe Yuan, Graham Neubig, and Pengfei Liu. 2021. [Bartscore: Evaluating generated text as text generation](#). In *Advances in Neural Information Processing Systems 34: Annual Conference on Neural Information Processing Systems 2021, NeurIPS 2021, December 6-14, 2021, virtual*, pages 27263–27277.
- Tianyi Zhang, Varsha Kishore, Felix Wu, Kilian Q. Weinberger, and Yoav Artzi. 2020. [Bertscore: Evaluating text generation with BERT](#). In *8th International Conference on Learning Representations, ICLR 2020, Addis Ababa, Ethiopia, April 26-30, 2020*. OpenReview.net.
- Zhexin Zhang, Jiaxin Wen, Jian Guan, and Minlie Huang. 2022. [Persona-guided planning for controlling the protagonist’s persona in story generation](#). In *Proceedings of the 2022 Conference of the North American Chapter of the Association for Computational Linguistics: Human Language Technologies*, pages 3346–3361, Seattle, United States. Association for Computational Linguistics.
- Wei Zhao, Maxime Peyrard, Fei Liu, Yang Gao, Christian M. Meyer, and Steffen Eger. 2019. [MoverScore: Text generation evaluating with contextualized embeddings and earth mover distance](#). In *Proceedings of the 2019 Conference on Empirical Methods in Natural Language Processing and the 9th International Joint Conference on Natural Language Processing (EMNLP-IJCNLP)*, pages 563–578, Hong Kong, China. Association for Computational Linguistics.
- Ming Zhong, Yang Liu, Da Yin, Yuning Mao, Yizhu Jiao, Pengfei Liu, Chenguang Zhu, Heng Ji, and

Jiawei Han. 2022. [Towards a unified multi-dimensional evaluator for text generation](#). In *Proceedings of the 2022 Conference on Empirical Methods in Natural Language Processing, EMNLP 2022, Abu Dhabi, United Arab Emirates, December 7-11, 2022*, pages 2023–2038. Association for Computational Linguistics.

## **A Appendix: UNIEVAL on Story Evaluation**

### **A.1 Questions**

We ask the following questions for each aspect. Note that we try to use the narrative/vocabulary as close to the original questions [Zhong et al. \(2022\)](#) use in their efforts as possible.

1. Fluency: Is this a fluent utterance?
2. Coherence: Is this a coherent utterance?
3. Relatedness: Is this claim consistent with the document?
4. Logicity: Is this utterance consistent with the commonsense?
5. Interestingness: Is this an interesting utterance?