

SelfCheckGPT: Zero-Resource Black-Box Hallucination Detection for Generative Large Language Models

Potsawee Manakul, Adian Liusie, Mark J. F. Gales

Department of Engineering, University of Cambridge

pm574@cam.ac.uk, al826@cam.ac.uk, mjfg@eng.cam.ac.uk

Abstract

Generative Large Language Models (LLMs) such as GPT-3 are capable of generating highly fluent responses to a wide variety of user prompts. However, LLMs are known to hallucinate facts and make non-factual statements which can undermine trust in their output. Existing fact-checking approaches either require access to token-level output probability distribution (which may not be available for systems such as ChatGPT) or external databases that are interfaced via separate, often complex, modules. In this work, we propose "SelfCheckGPT", a simple sampling-based approach that can be used to fact-check black-box models in a zero-resource fashion, i.e. without an external database. SelfCheckGPT leverages the simple idea that if a LLM has knowledge of a given concept, sampled responses are likely to be similar and contain consistent facts. However, for hallucinated facts, stochastically sampled responses are likely to diverge and contradict one another. We investigate this approach by using GPT-3 to generate passages about individuals from the WikiBio dataset, and manually annotate the factuality of the generated passages. We demonstrate that SelfCheckGPT can: i) detect non-factual and factual sentences; and ii) rank passages in terms of factuality. We compare our approach to several existing baselines and show that in sentence hallucination detection, our approach has AUC-PR scores comparable to grey-box methods, while SelfCheckGPT is best at passage factuality assessment.¹

1 Introduction

Large Language Models (LLMs) such as GPT-3 (Brown et al., 2020), PaLM (Chowdhery et al., 2022), and Chinchilla (Hoffmann et al., 2022) are capable of generating highly fluent and realistic responses to a variety of user prompts. They have

¹Code, data, and model weights are available at <https://github.com/potsawee/selfcheckgpt>.

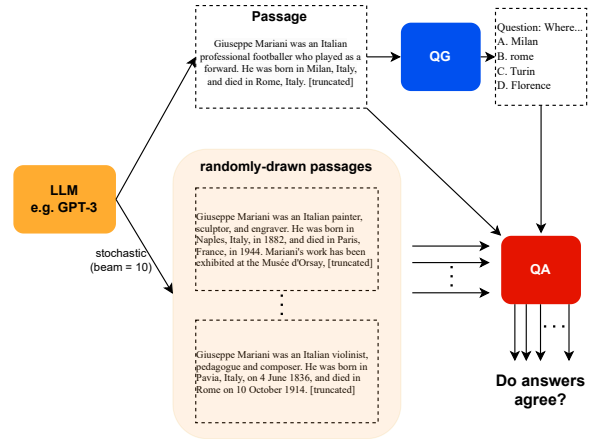


Figure 1: SelfCheckGPT with Question Answering.

been used in many applications such as automatic tools to draft reports, virtual assistants that retrieve information, zero-shot summarization systems, as well as a multitude of other generative applications. Despite the convincing and realistic nature of LLM-generated texts, a concern with LLMs is their observed tendency to hallucinate facts and make up information.

A method for hallucination detection is to leverage existing intrinsic uncertainty metrics such as token probability and perplexity, since these metrics can be used to determine the parts of the output sequence the system is least certain of (Yuan et al., 2021; Fu et al., 2023). However, all current uncertainty metrics require access to the full output token-level probability distribution- information that may not necessarily be available to users, e.g. when systems are accessed used through limited external APIs such as ChatGPT. Further, there is an active field of fact-verification where evidence is retrieved from an external database to assess the veracity of a claim (Thorne et al., 2018; Guo et al., 2022). However, facts can only be assessed relative to knowledge present in the database. Though corpora such as Wikipedia can cover a great deal of general knowledge and serve as a useful database

for fact verification, hallucination is observed over a wide range of tasks beyond pure fact verification. For example, summaries from automatic systems can contain information not present in the context (Kryscinski et al., 2019; Maynez et al., 2020; Kryscinski et al., 2020).

In this paper, we propose SelfCheckGPT, a simple sampling-based approach that can be used to detect whether responses generated by LLMs are hallucinated or factual. SelfCheckGPT only uses sampled responses and can therefore be used on black box models, while it also operates in a zero-resource fashion, i.e. with no external database. The motivating idea of SelfCheckGPT is that when a LLM knows a given concept well, the sampled responses are likely to be similar and contain consistent facts. However, for hallucinated facts, stochastically sampled responses are likely to diverge and may completely contradict one another. By sampling multiple responses from a LLM, one can measure information consistency between the different responses and determine which statements are factual and which have been hallucinated. Two variants of SelfCheckGPT for measuring informational inconsistency are considered: multiple choice question answering agreement and BERTScore. Through analysis of annotated articles generated by GPT3, we show that SelfCheckGPT can determine factual documents effectively in a black-box, zero-resource manner.

2 Related Work

2.1 LLMs

There has been rapid growth in current large language models (LLMs) literature with larger and better models being constantly released (Chowdhery et al., 2022). These models are commonly used as the backbone for a range of natural language processing tasks (Wang et al., 2018). Traditionally, these LLMs are fine-tuned to a specific task and/or domain (Devlin et al., 2019; Radford et al., 2019; Raffel et al., 2020), however a fascinating finding is that as models scale up, they inherit abilities to naturally solve a wide range of natural language tasks in a zero-shot fashion (Brown et al., 2020; Wei et al., 2022). For the simple downstream application of generating synthetic Wikipedia articles, this paper only leverages vanilla LLMs.

2.2 Hallucination of Large Language Models

Hallucination has been studied in text generation tasks, including summarization (Huang et al., 2021) and dialogue generation (Shuster et al., 2021). Recently, a survey of hallucination in a variety of natural language generation tasks has been conducted (Ji et al., 2023). However, initial research mainly focused for domain-specific, small LMs, and the extent to which this generalises to large generative LLMs remains unclear.

2.3 Fact Verification

Existing fact-verification approaches follow a multi-stage pipeline of claim detection, evidence retrieval and verdict prediction (Guo et al., 2022; Zhong et al., 2020). Such methods, however, require access to external databases and can have considerable inference costs.

2.4 Sequence Level Uncertainty Estimation

Token probabilities have been used as indication of model certainty. For example, OpenAI’s GPT-3 web interface allows users to display token probabilities as shown in Figure 2. Additionally, uncertainty estimation based on aleatoric and epistemic uncertainty for autoregressive generation has been studied (Xiao and Wang, 2021; Malinin and Gales, 2021), though these methods require access to full output distributions. Further, conditional language model scores $p_{\theta}(y|x)$ have been used to evaluate properties of texts (Yuan et al., 2021; Fu et al., 2023).

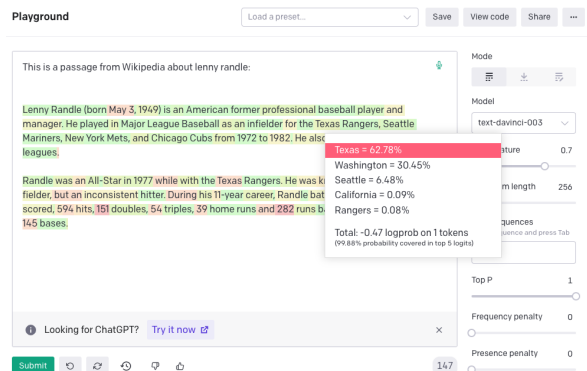


Figure 2: Example of OpenAI’s GPT-3 interface with token probabilities displayed.

3 Grey-Box Factuality Assessment

This section will introduce methods that can be used to determine the factuality of LLM responses

in a zero-resource setting when one has full access to output distributions. We will use ‘factual’ to define when statements are grounded in valid information, i.e. when hallucinations are avoided, and ‘zero-resource’ when no external database is used. We first motivate the intuition for why standard uncertainty based metrics may be good proxies for factuality, then describe how systems’ output token-level probability distributions can be used to determine sentence-level hallucinations.

3.1 Motivation of Approach

To consider how the factuality of a generated response can be determined in a zero-resource setting, we consider LLM pre-training. During pre-training, the model is trained with next word prediction over massive corpora of textual data. This gives the model a strong understanding of language (Jawahar et al., 2019; Raffel et al., 2020), powerful contextual reasoning (Zhang et al., 2020), as well as world knowledge (Liusie et al., 2022). Consider the input "Lionel Messi is a _". Since Messi is a world-famous athlete who may have appeared multiple times in pre-training, the LLM is likely to know who Messi is. Therefore, given the context, the token "footballer" may be assigned a very high probability while some other professions such as "carpenter" will be considered very improbable. However, for the input "John Smith is a _", the system may be unsure of how the sentence should continue, and have a flat probability distribution. During decoding, this will lead to a random word being generated- causing the system to hallucinate.

3.2 Uncertainty-based Assessment

This insight allows us to realize the connection between standard uncertainty metrics and the factuality of sentences. Factual sentences are likely to contain tokens with higher likelihood and lower entropy, while hallucinations are likely to come from positions with flat probability distributions with high uncertainty.

Perplexity Let r be the LLM response to a given user query, r_i the i -th sentence in r , and r_{ij} the j -th token in r_i . The objective is to find a sentence-level hallucination function $f(r_i) \in [0.0, 1.0]$ such that $f(r_i) \rightarrow 1.0$ if r_i is hallucinated (non-factual), and 0.0 if r_i is grounded in valid information. Standard uncertainty metrics such as perplexity can be considered for the function f ; if $\text{PPL}(r_{ij})$ is the perplexity at token r_{ij} given all previous tokens and

$|r_i|$ the number of tokens in sentence r_i , then one can calculate the average perplexity of the sentence as follows:

$$f(r_i) = \frac{1}{|r_i|} \sum_j \text{PPL}(r_{ij}) \quad (1)$$

Minimum probability² Let $P(r_{ij})$ be the LM probability of generating token r_{ij} given all previous tokens. One can select the token in the sentence with minimum probability, and calculate the negative log probability.

$$f(r_i) = -\min_j \log P(r_{ij}) \quad (2)$$

4 Black-Box Factuality Assessment

A drawback of the previous grey-box methods is that they require output token-level probabilities. Though this may seem a reasonable requirement, for massive LLMs only available through limited API calls, such token-level information might not be available (such as with ChatGPT). We therefore consider how the previous methods can be extended to work even when only responses can be sampled from the LLM.

4.1 Proxy LLMs

A simple baseline to consider is using a proxy LLM. With no access to the full outputs of the LLM θ generating the text, a proxy LLM $\tilde{\theta}$ could be used to approximate the output values.

4.2 SelfCheckGPT via BERTScore

Let r refer to the LLM response drawn from a given user query. SelfCheckGPT operates by drawing a further N stochastic LLM response samples $\{s^1, s^2, \dots, s^n, \dots, s^N\}$ from the same query, followed by measuring the consistency between the response and stochastic samples. Let $\mathcal{B}(.,.)$ denote the BERTScore between two sentences (where we use `roberta-large` as the backbone of BERTScore). SelfCheckGPT via BERTScore finds the averages BERT score of a sentence with the most similar sentence of each drawn sample:

$$\tilde{f}(r_i) = \frac{1}{N} \sum_{n=1}^N \max_j (\mathcal{B}(r_i, s_j^n)) \quad (3)$$

$$f(r_i) = 1 - \tilde{f}(r_i) \quad (4)$$

²Minimum token probability is equivalent to maximum negative log probability.

where r_i represent the i -th sentence in r and s_i^n represent the i -th sentence in s^n . This way if the information in a sentence appears in many drawn samples, one may assume that the information is factual, whereas if the statement appears in no other sample, it is likely a hallucination.

4.3 SelfCheckGPT via MQAG

Alternatively, one could assess consistency using question answering. We base this approach on the multiple-choice question answering generation (MQAG) framework (Manakul et al., 2023). MQAG assesses consistency by generating multiple-choice question that an external answering system can independently answer given each passage. If facts on consistent concepts are queried, the answering system is expected to predict similar answers. The MQAG framework consists of a question-answer generation system G1, distractor (incorrect options) generation system G2, and answering system A. For each sentence in the response r_i , we draw questions q , associated answers a , and distractors $\mathbf{o}_{\setminus a}$:

$$q, a \sim P_{G1}(q, a | r_i) \quad (5)$$

$$\mathbf{o}_{\setminus a} \sim P_{G2}(\mathbf{o}_{\setminus a} | q, a, r_1, \dots, r_M) \quad (6)$$

where $\mathbf{o} = \{a, \mathbf{o}_{\setminus a}\} = \{o_1, \dots, o_4\}$. To filter out bad (e.g. unanswerable) questions, we define an answerability score (Raina and Gales, 2022):

$$\alpha = P_U(\text{answerable} | q, \text{context}) \quad (7)$$

where the context can be the response or sampled passages. $\alpha \rightarrow 0.0$ for unanswerable and $\alpha \rightarrow 1.0$ for answerable. We use α to filter out unanswerable questions, i.e. those which have an answerability score lower than a threshold. Subsequently, we use the answering system for all answerable questions:

$$a_r = \arg\max_k [P_A(o_k | q, r, \mathbf{o})] \quad (8)$$

$$a_{s_n} = \arg\max_k [P_A(o_k | q, s_n, \mathbf{o})] \quad (9)$$

We compare whether a_r matches a_{s_n} for all sampled passages, yielding a set of matches $\mathcal{S}_= = \{s_n \text{ s.t. } a_{s_n} = a_r\}$ and a set of mismatches $\mathcal{S}_\neq = \{s_n \text{ s.t. } a_{s_n} \neq a_r\}$. Thus, we can define a simple inconsistency for sentence r_i and question q by the match count and mismatch count:

$$f(r_i, q) = \frac{|\mathcal{S}_\neq|}{|\mathcal{S}_=| + |\mathcal{S}_\neq|} \quad (10)$$

To take into account the number of answerable questions given sampled passages (i.e. evidence to assess r_i), we use the Bayes' theorem (the derivation provided in Appendix B) to modify the definition of inconsistency score in Equation 10:

$$f(r_i, q) = \frac{\gamma_2^{|\mathcal{S}_\neq|}}{\gamma_1^{|\mathcal{S}_=|} + \gamma_2^{|\mathcal{S}_\neq|}} \quad (11)$$

where \tilde{c}_1 = effective match count and \tilde{c}_2 = effective mismatch count defined in Appendix B. Thus, SelfCheckGPT-MQAG is obtained by averaging the inconsistency score across all generated questions:

$$f(r_i) = \mathbb{E}_q [f(r_i, q)] \quad (12)$$

Note that SelfCheck-BERTScore and SelfCheck-MQAG score can be combined which we refer to as SelfCheckGPT-Combination.

5 Experimental Setup

5.1 Data and Annotation

We evaluate our hallucination detection approaches by 1) generating synthetic Wikipedia articles using GPT-3, 2) manually annotating the factuality of the passage at a sentence level; and 3) measuring system's ability in detecting hallucinations/validity. We also aggregate sentence-level scores to assess overall passage factuality.

WikiBio (Lebret et al., 2016) is dataset of the first paragraph (along with tabular information) of Wikipedia biographies. We rank the WikiBio test set in terms of paragraph length and randomly sample 65 articles from the top 5% of longest articles (to ensure no obscure concept is selected). We use GPT-3 to generate Wikipedia articles on a concept using the prompt This is a Wikipedia passage about {concept}. We then annotate the sentences of the generated passages using the guidelines illustrated in Figure 3. A total of 526 sentences from 65 passages were annotated, with each sentence classified as:

Major Inaccurate (Non-Factual, **1**): The sentence is a total hallucination unrelated to the topic.

Minor Inaccurate (Non-Factual, **0.5**): The sentence consists of non-factual information, though related to the topic.

Accurate (Factual, **0**): The information presented in the sentence is accurate.

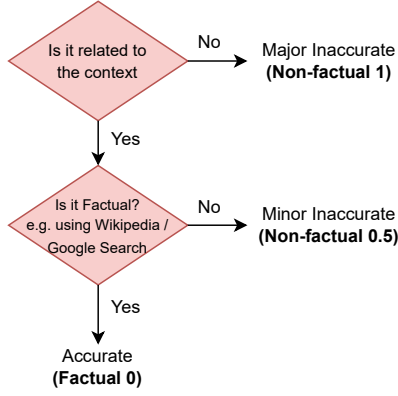


Figure 3: Flowchart of our annotation process

Of the 526 annotated sentences, 240 (45.7%) of the sentences were labelled major-inaccurate, 158 (30.0%) were minor-inaccurate, and 128 (24.3%) were accurate. Note that by selecting more obscure/well-known concepts, the distribution of labels can be shifted to contain more/fewer hallucinations. Passage-level scores can be obtained by averaging the sentence-level labels in each passage. The distribution of passage-level scores is shown in Figure 4, where we observe a large peak at +1.0. We refer to these points as *total hallucination*, i.e. the individual/concept was entirely made up and is unrelated to the real concept. We also consider the more challenging task of detection *ignoring* cases of total hallucination. In this setup, all passages with an average score greater than 0.75 are filtered out, leaving 41 passages and 322 sentences.

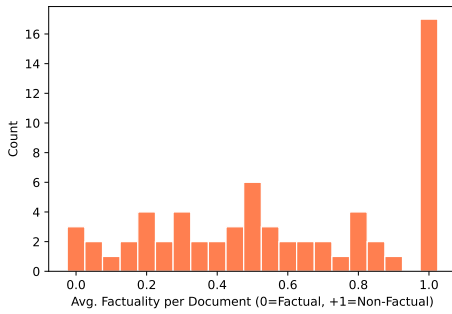


Figure 4: Document factuality scores histogram plot

5.2 Passage-level factuality

Sentence-level scores can be used to determine passage-level factuality scores by simply calculating the average over all sentences.

$$f_{\text{passage}}(r) = \frac{1}{|r|} \sum_i f(r_i) \quad (13)$$

For the average of $\log p$ and perplexity, we *directly* compute the average over all tokens in a passage. For human ground-truth and other methods, we follow the average defined in Equation 13.

5.3 LLM

We use GPT-3 (text-davinci-003), the state-of-the-art system at the time of conducting our experiments, as the main generative LLM. To obtain the main response, we set the generation temperature to 0.0 and use beamsearch decoding. For the stochastically generated samples, we set the temperature to 1.0 and generate 20 sampled passages.

Proxy LLM

The proxy LLM architectures considered are OPT-{125m, 1.3B, 13B, 30B} (Zhang et al., 2022), GPT-J-6B (Wang and Komatsuzaki, 2021) and GPT-NeoX-20B (Black et al., 2022). Results in the main paper focus on GPT-NeoX, however all other results can be found in the appendix.

5.4 Question Generation and Answering

The generation systems G1 and G2 (described in Section 4.3) are T5-large finetuned to SQuAD (Rajpurkar et al., 2016) and RACE (Lai et al., 2017), respectively. The answering system A is Longformer (Beltagy et al., 2020) finetuned to the RACE dataset. The answerability system U is also Longformer, but fine-tuned to SQuAD2.0. These models have been made available on HuggingFace and full details can be found on our project page: <https://github.com/potsawee/selfcheckgpt>.

6 Experimental Results

6.1 Sentence-level Hallucination Detection

Our first set of experiments investigates whether our fact hallucination detection methods are capable of identifying the factuality of sentences. We group both major-inaccurate labels and minor-inaccurate labels together into the *non-factual* class, while the *factual* class refers to accurate sentences. We look both at fact verification (i.e. identifying factual sentences) and hallucination detection (i.e. identifying non-factual sentences) performance. Table 1 and Figure 5 illustrate the performance of different detection approaches, where the following observations were made:

Method	p_θ	Sentence-level detection (GPT-3 passages)		
		Non-Factual	Non-Factual*	Factual
Random	-	75.67	60.25	24.33
GPT-3 Avg($-\log p$)	θ	83.67	70.63	48.67
GPT-3 Avg(PPL5 [†])	θ	82.02	67.70	48.45
GPT-3 Max($-\log p$)	θ	86.16	76.51	44.22
GPT-3 Max(PPL5 [†])	θ	83.82	72.15	45.26
NeoX-20B Avg($-\log p$)	$\tilde{\theta}$	71.34	55.68	21.39
NeoX-20B Avg(PPL)	$\tilde{\theta}$	79.21	65.92	24.76
NeoX-20B Max($-\log p$)	$\tilde{\theta}$	67.91	53.47	19.97
NeoX-20B Max(PPL)	$\tilde{\theta}$	78.39	65.54	23.62
SelfCheckGPT-BERTScore	\times	87.51	74.01	46.43
SelfCheckGPT-MQAG	\times	86.30	75.42	44.15
SelfCheckGPT-Combination	\times	86.99	76.16	46.31
WikiBio-MQAG [‡]	\times	87.52	76.13	52.78

Table 1: AUC-PR for Detecting Non-Factual and Factual Sentences in the GPT-3 generated WikiBio passages. [†]GPT3 only returns the top 5 probabilities, which are used to approximate perplexity. [‡]The first paragraph from Wikipedia is used for comparing facts.

1) p_θ scores correlate well with factuality: We show that probability and perplexity measures are strong baselines for assessing factuality. Factual sentences can be identified with an AUC-PR of 48.67, significantly better than the random baseline of 24.33, with the AUC-PR for hallucination detection also increasing from 75.67 to 86.16. This supports the hypothesis that when the LLMs are uncertain about generated information, generated tokens often have higher uncertainty, paving a promising direction for hallucination detection approaches.

2) Proxy LLM $p_{\tilde{\theta}}$ scores fail: the previous probability measures require access to LLM output model probabilities, which may not always be available. We proposed using a proxy system (GPT-NeoX-20B) which one has access to, to approximate the output model probabilities of GPT-3. Table 1 shows, however, that this approach is ineffective. Detection performance using proxy models is near random in most settings, with only the perplexity measure performs better than random. We believe this poor performance occurs as different LLMs have different generating patterns, and therefore even common uninformative tokens may have low $p_{\tilde{\theta}}$ if they don’t follow the style of the proxy LLM. We note though that a weighted conditional language model score (as done in BARTScore (Yuan et al., 2021)) could be incorporated in future investigations to improve

this approach. Further, ablations in the appendix (Table 6) show the impact of the initialisation/size of the proxy LLM, where it is shown that larger models typically yield better factual/non-factual detection performance, but none of which rival the previous grey box approach.

3) SelfCheckGPT rivals grey-box approaches: SelfCheckGPT considerably outperforms the proxy LLM baseline approach in all detection set ups. Furthermore, SelfCheckGPT approach has similar performance to the grey-box uncertainty based approaches, with SelfCheckGPT approach even outperforming all other methods for hallucination detection.

4) External Knowledge improves AUC: If external knowledge is available, one could measure the informational consistency with the LLM response and the real-world document. In this experiment, we have the related WikiBio Passage and so can extract the first Wikipedia paragraph for each concept/individual. We show that by using SelfCheckGPT via MQAG with the reference passage (and without any other samples) we achieve even better performance and have high performance over all detection tasks. However, we note that this method is no longer zero-resource as it requires retrieving relevant knowledge, and so this approach may only be applicable to fact verification.

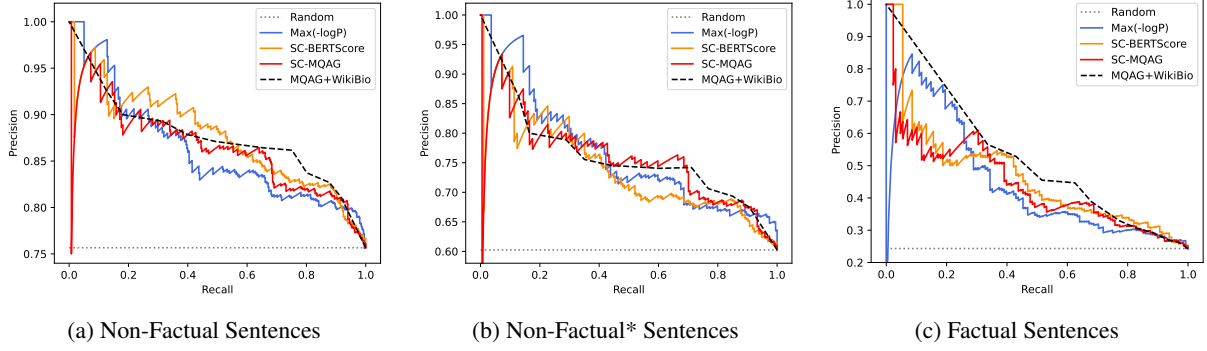


Figure 5: PR-Curve for Detecting Non-factual and Factual sentences in GPT-3 generated WikiBio passages.

6.2 Passage-level Ranking

The previous results show that SelfCheckGPT is an effective approach for predicting sentence-level factuality. An additional consideration, though, is whether SelfCheckGPT can be used to determine the overall factuality of passages. Sentence-level labels can be averaged to generate passage-level scores, and since human judgement is somewhat subjective, averaging the sentence-level labels would lead to ground truths with less noise. Our results in Table 2 and Figure 7 show that SelfCheckGPT (both BERTScore and MQAG) correlates far better with human judgements than all other methods, including the grey-box probability/perplexity methods. Further, the two variants of SelfCheckGPT appear complementary, with the combined approach being the best-performing system. Unsurprisingly, the proxy LLM approach again achieves low/negative correlations. A final observation is that, interestingly, SelfCheckGPT even outperforms MQAG with external knowledge, illustrating that SelfCheckGPT is a strong hallucination detection approach that can even outperform methods using stored external information.

6.3 Impact of the Number of Samples

Typically, sampling-based methods are expected to achieve better performance when more samples are drawn. However, drawing a higher number of samples leads to higher computational costs and/or API costs. Thus, we investigate the behaviour of SelfCheckGPT as we vary the number of samples drawn from 1 to 20. Our results in Figure 6 illustrate that the performance of SelfCheckGPT increases as more samples are used, with the performance gain diminishing as we generate more samples.

Method	p_θ	PCC	SCC
GPT-3 Avg($-\log p$)	θ	43.48	32.72
GPT-3 Avg(PPL5)	θ	43.44	31.00
NeoX Avg($-\log p$)	$\tilde{\theta}$	-31.56	-31.60
NeoX Avg(PPL)	$\tilde{\theta}$	7.49	5.90
SelfCheckGPT-BERTScore	\times	64.84	64.58
SelfCheckGPT-MQAG	\times	57.46	54.61
SelfCheckGPT-Combination	\times	66.10	65.01
WikiBio-MQAG [†]	\times	61.09	60.11

Table 2: Passage-level ranking performance as measured by Pearson correlation coefficient (PCC) and Spearman’s rank correlation coefficient (SCC) w.r.t. human judgements. [†]The first paragraph from Wikipedia is used as external knowledge.

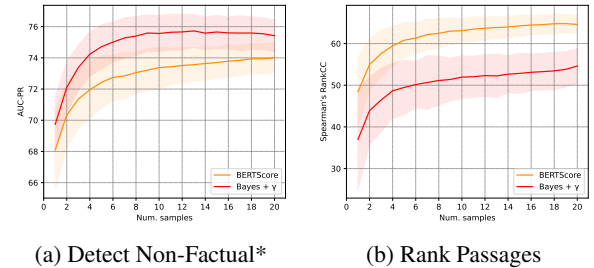


Figure 6: Performance (AUC-PR for detecting non-factual sentences and SCC for ranking passages) versus the number of samples.

7 Conclusions

This work focuses on the task of hallucination detection in LLMs, and investigates methods that can be used to determine the factuality of sentences as well as the overall factuality of a passage. We propose SelfCheckGPT, a zero-resource black-box approach, that can be used to detect LLM hallucinations and determine the trustwor-

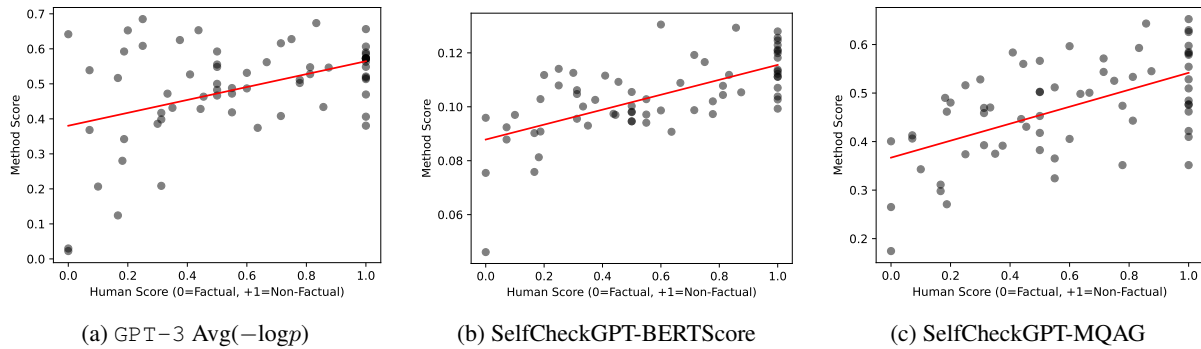


Figure 7: Scatter plot of scores at the passage level where Y-axis = Method scores, X-axis = Human scores. We report the correlations in Table 2 and Table 3.

thiness of generated responses. Through experimental analysis of annotated GPT-3 responses, we show that SelfCheckGPT has a competitive performance to the grey-box probability-based approach, and SelfCheckGPT significantly outperforms the proxy LLM approach.

References

- Iz Beltagy, Matthew E. Peters, and Arman Cohan. 2020. [Longformer: The long-document transformer](#).
- Sidney Black, Stella Biderman, Eric Hallahan, Quentin Anthony, Leo Gao, Laurence Golding, Horace He, Connor Leahy, Kyle McDonell, Jason Phang, Michael Pieler, Usvsn Sai Prashanth, Shivanshu Purohit, Laria Reynolds, Jonathan Tow, Ben Wang, and Samuel Weinbach. 2022. [GPT-NeoX-20B: An open-source autoregressive language model](#). In *Proceedings of BigScience Episode #5 – Workshop on Challenges & Perspectives in Creating Large Language Models*, pages 95–136, virtual+Dublin. Association for Computational Linguistics.
- Tom Brown, Benjamin Mann, Nick Ryder, Melanie Subbiah, Jared D Kaplan, Prafulla Dhariwal, Arvind Neelakantan, Pranav Shyam, Girish Sastry, Amanda Askell, et al. 2020. Language models are few-shot learners. *Advances in neural information processing systems*, 33:1877–1901.
- Aakanksha Chowdhery, Sharan Narang, Jacob Devlin, Maarten Bosma, Gaurav Mishra, Adam Roberts, Paul Barham, Hyung Won Chung, Charles Sutton, Sebastian Gehrmann, et al. 2022. Palm: Scaling language modeling with pathways. *arXiv preprint arXiv:2204.02311*.
- Jacob Devlin, Ming-Wei Chang, Kenton Lee, and Kristina Toutanova. 2019. [BERT: Pre-training of deep bidirectional transformers for language understanding](#). In *Proceedings of the 2019 Conference of the North American Chapter of the Association for Computational Linguistics: Human Language Technologies, Volume 1 (Long and Short Papers)*, pages 4171–4186, Minneapolis, Minnesota. Association for Computational Linguistics.
- Jinlan Fu, See-Kiong Ng, Zhengbao Jiang, and Pengfei Liu. 2023. [Gptscore: Evaluate as you desire](#).
- Zhijiang Guo, Michael Schlichtkrull, and Andreas Vlachos. 2022. [A survey on automated fact-checking](#). *Transactions of the Association for Computational Linguistics*, 10:178–206.
- Jordan Hoffmann, Sebastian Borgeaud, Arthur Mensch, Elena Buchatskaya, Trevor Cai, Eliza Rutherford, Diego de Las Casas, Lisa Anne Hendricks, Johannes Welbl, Aidan Clark, Tom Hennigan, Eric Noland, Katie Millican, George van den Driessche, Bogdan Damoc, Aurelia Guy, Simon Osindero, Karen Simonyan, Erich Elsen, Jack W. Rae, Oriol Vinyals, and Laurent Sifre. 2022. [Training compute-optimal large language models](#).
- Yichong Huang, Xiachong Feng, Xiaocheng Feng, and Bing Qin. 2021. [The factual inconsistency problem in abstractive text summarization: A survey](#).
- Ganesh Jawahar, Benoît Sagot, and Djamé Seddah. 2019. [What does BERT learn about the structure of language?](#) In *Proceedings of the 57th Annual Meeting of the Association for Computational Linguistics*, pages 3651–3657, Florence, Italy. Association for Computational Linguistics.
- Ziwei Ji, Nayeon Lee, Rita Frieske, Tiezheng Yu, Dan Su, Yan Xu, Etsuko Ishii, Ye Jin Bang, Andrea Madotto, and Pascale Fung. 2023. [Survey of hallucination in natural language generation](#). *ACM Comput. Surv.*, 55(12).
- Wojciech Kryscinski, Nitish Shirish Keskar, Bryan McCann, Caiming Xiong, and Richard Socher. 2019. [Neural text summarization: A critical evaluation](#). In *Proceedings of the 2019 Conference on Empirical Methods in Natural Language Processing and the 9th International Joint Conference on Natural Language Processing (EMNLP-IJCNLP)*, pages 540–551, Hong Kong, China. Association for Computational Linguistics.

- Wojciech Kryscinski, Bryan McCann, Caiming Xiong, and Richard Socher. 2020. [Evaluating the factual consistency of abstractive text summarization](#). In *Proceedings of the 2020 Conference on Empirical Methods in Natural Language Processing (EMNLP)*, pages 9332–9346, Online. Association for Computational Linguistics.
- Guokun Lai, Qizhe Xie, Hanxiao Liu, Yiming Yang, and Eduard Hovy. 2017. [RACE: Large-scale ReAd-ing comprehension dataset from examinations](#). In *Proceedings of the 2017 Conference on Empirical Methods in Natural Language Processing*, pages 785–794, Copenhagen, Denmark. Association for Computational Linguistics.
- Rémi Lebret, David Grangier, and Michael Auli. 2016. [Generating text from structured data with application to the biography domain](#). *CoRR*, abs/1603.07771.
- Adian Liusie, Vatsal Raina, and Mark Gales. 2022. "world knowledge" in multiple choice reading comprehension. *arXiv preprint arXiv:2211.07040*.
- Andrey Malinin and Mark Gales. 2021. [Uncertainty estimation in autoregressive structured prediction](#). In *International Conference on Learning Representations*.
- Potsawee Manakul, Adian Liusie, and Mark JF Gales. 2023. Mqag: Multiple-choice question answering and generation for assessing information consistency in summarization. *arXiv preprint arXiv:2301.12307*.
- Joshua Maynez, Shashi Narayan, Bernd Bohnet, and Ryan McDonald. 2020. [On faithfulness and factuality in abstractive summarization](#). In *Proceedings of the 58th Annual Meeting of the Association for Computational Linguistics*, pages 1906–1919, Online. Association for Computational Linguistics.
- Alec Radford, Jeff Wu, Rewon Child, David Luan, Dario Amodei, and Ilya Sutskever. 2019. Language models are unsupervised multitask learners.
- Colin Raffel, Noam Shazeer, Adam Roberts, Katherine Lee, Sharan Narang, Michael Matena, Yanqi Zhou, Wei Li, and Peter J Liu. 2020. Exploring the limits of transfer learning with a unified text-to-text transformer. *The Journal of Machine Learning Research*, 21(1):5485–5551.
- Vatsal Raina and Mark Gales. 2022. [Answer uncertainty and unanswerability in multiple-choice machine reading comprehension](#). In *Findings of the Association for Computational Linguistics: ACL 2022*, pages 1020–1034, Dublin, Ireland. Association for Computational Linguistics.
- Pranav Rajpurkar, Jian Zhang, Konstantin Lopyrev, and Percy Liang. 2016. [SQuAD: 100,000+ questions for machine comprehension of text](#). In *Proceedings of the 2016 Conference on Empirical Methods in Natural Language Processing*, pages 2383–2392, Austin, Texas. Association for Computational Linguistics.
- Kurt Shuster, Spencer Poff, Moya Chen, Douwe Kiela, and Jason Weston. 2021. [Retrieval augmentation reduces hallucination in conversation](#). In *Findings of the Association for Computational Linguistics: EMNLP 2021*, pages 3784–3803, Punta Cana, Dominican Republic. Association for Computational Linguistics.
- James Thorne, Andreas Vlachos, Oana Cocarascu, Christos Christodoulopoulos, and Arpit Mittal. 2018. The Fact Extraction and VERification (FEVER) shared task. In *Proceedings of the First Workshop on Fact Extraction and VERification (FEVER)*.
- Alex Wang, Amanpreet Singh, Julian Michael, Felix Hill, Omer Levy, and Samuel Bowman. 2018. [GLUE: A multi-task benchmark and analysis platform for natural language understanding](#). In *Proceedings of the 2018 EMNLP Workshop BlackboxNLP: Analyzing and Interpreting Neural Networks for NLP*, pages 353–355, Brussels, Belgium. Association for Computational Linguistics.
- Ben Wang and Aran Komatsuzaki. 2021. GPT-J-6B: A 6 Billion Parameter Autoregressive Language Model. <https://github.com/kingoflolz/mesh-transformer-jax>.
- Jason Wei, Yi Tay, Rishi Bommasani, Colin Raffel, Barret Zoph, Sebastian Borgeaud, Dani Yogatama, Maarten Bosma, Denny Zhou, Donald Metzler, et al. 2022. Emergent abilities of large language models. *Transactions on Machine Learning Research*.
- Yijun Xiao and William Yang Wang. 2021. [On hallucination and predictive uncertainty in conditional language generation](#). In *Proceedings of the 16th Conference of the European Chapter of the Association for Computational Linguistics: Main Volume*, pages 2734–2744, Online. Association for Computational Linguistics.
- Weizhe Yuan, Graham Neubig, and Pengfei Liu. 2021. Bartscore: Evaluating generated text as text generation. *Advances in Neural Information Processing Systems*, 34:27263–27277.
- Susan Zhang, Stephen Roller, Naman Goyal, Mikel Artetxe, Moya Chen, Shuohui Chen, Christopher Dewan, Mona Diab, Xian Li, Xi Victoria Lin, et al. 2022. Opt: Open pre-trained transformer language models. *arXiv preprint arXiv:2205.01068*.
- Zhuosheng Zhang, Yuwei Wu, Hai Zhao, Zuchao Li, Shuailiang Zhang, Xi Zhou, and Xiang Zhou. 2020. Semantics-aware bert for language understanding. In *Proceedings of the AAAI Conference on Artificial Intelligence*, volume 34, pages 9628–9635.
- Wanjun Zhong, Jingjing Xu, Duyu Tang, Zenan Xu, Nan Duan, Ming Zhou, Jiahai Wang, and Jian Yin. 2020. [Reasoning over semantic-level graph for fact checking](#). In *Proceedings of the 58th Annual Meeting of the Association for Computational Linguistics*, pages 6170–6180, Online. Association for Computational Linguistics.

A Limitations

In this study, the scope of GPT-3 generated texts is limited to 65 passages based on individuals in the WikiBio dataset, and we suggest that a larger annotated and wider range of concepts, e.g. locations and objects should be investigated to better understand the nature of LLM’s hallucination.

B SelfCheckGPT-MQAG with Bayes

Let $P(F)$ be $P(r_i = \text{non-factual})$ and $P(T)$ be $P(r_i = \text{factual})$. For a question q , the probability of sentence r_i being non-factual given matched answers $\mathcal{S}_=$ and mismatched answers \mathcal{S}_\neq is:

$$\begin{aligned} P(F|\mathcal{S}_=, \mathcal{S}_\neq) &= \frac{P(\mathcal{S}_=, \mathcal{S}_\neq|F)P(F)}{P(\mathcal{S}_=, \mathcal{S}_\neq|F)P(F) + P(\mathcal{S}_=, \mathcal{S}_\neq|T)P(T)} \\ &= \frac{P(\mathcal{S}_=, \mathcal{S}_\neq|F)}{P(\mathcal{S}_=, \mathcal{S}_\neq|F) + P(\mathcal{S}_=, \mathcal{S}_\neq|T)} \end{aligned} \quad (14)$$

where we assume that r_i is equally likely to be False or True, i.e. $P(F) = P(T)$. The probability of getting $\mathcal{S}_=, \mathcal{S}_\neq$ when r_i is False:

$$\begin{aligned} P(\mathcal{S}_=, \mathcal{S}_\neq|F) &= \prod_{s_n \in \mathcal{S}_=} P(a_{s_n} = a_r|F) \prod_{s_{n'} \in \mathcal{S}_\neq} P(a_{s_{n'}} \neq a_r|F) \\ &= (1 - \beta_1)^{|\mathcal{S}_=|} (\beta_1)^{|\mathcal{S}_\neq|} \end{aligned} \quad (15)$$

and probability of getting $\mathcal{S}_=, \mathcal{S}_\neq$ when r_i is True:

$$\begin{aligned} P(\mathcal{S}_=, \mathcal{S}_\neq|T) &= \prod_{s_n \in \mathcal{S}_=} P(a_{s_n} = a_r|T) \prod_{s_{n'} \in \mathcal{S}_\neq} P(a_{s_{n'}} \neq a_r|T) \\ &= (\beta_2)^{|\mathcal{S}_=|} (1 - \beta_2)^{|\mathcal{S}_\neq|} \end{aligned} \quad (16)$$

Therefore, we can simplify Equation 14 to:

$$P(F|\mathcal{S}_=, \mathcal{S}_\neq) = \frac{\gamma_2^{|\mathcal{S}_\neq|}}{\gamma_1^{|\mathcal{S}_=|} + \gamma_2^{|\mathcal{S}_\neq|}} \quad (17)$$

where $\gamma_1 = \frac{\beta_2}{1-\beta_1}$ and $\gamma_2 = \frac{\beta_1}{1-\beta_2}$. Lastly, instead of rejecting samples having an answerability score below a threshold³, we find empirically that soft-counting (defined below) improves the detection performance. We set both β_1 and β_2 to 0.8.

³ α is between 0.0 (unanswerable) and 1.0 (answerable). Standard-counting $|\mathcal{S}_=|$ and $|\mathcal{S}_\neq|$ can be considered as a special case of soft-counting where α is set to 1.0 if α is greater than the answerability threshold and otherwise α is 0.0.

$$|\mathcal{S}_=| = \sum_{n \text{ s.t. } s_n \in \mathcal{S}_=} \alpha_n \quad (18)$$

$$|\mathcal{S}_\neq| = \sum_{n \text{ s.t. } s_n \in \mathcal{S}_\neq} \alpha_n \quad (19)$$

where $\alpha_n = P_U(\text{answerable}|q, s_n)$.

C Additional Results

LLM	size	Metric	PCC	SCC
OPT	30B	Avg($-\log p$)	-31.65	-35.21
Neox	20B	Avg($-\log p$)	-31.56	-31.60
OPT	13B	Avg($-\log p$)	-33.29	-37.39
GPT-J	6B	Avg($-\log p$)	-38.16	-38.47
OPT	1.3B	Avg($-\log p$)	-41.55	-42.72
OPT	125m	Avg($-\log p$)	-40.80	-41.93
OPT	30B	Avg(PPL)	3.26	7.77
Neox	20B	Avg(PPL)	7.49	5.90
OPT	13B	Avg(PPL)	5.34	7.75
GPT-J	6B	Avg(PPL)	2.28	4.76
OPT	1.3B	Avg(PPL)	2.09	2.27
OPT	125m	Avg(PPL)	-8.03	-8.53

Table 3: Passage-level PCC and SCC with LLMs used to assess GPT-3 responses. This table extends Table 2.

Varaint	Sentence-lvl			Passage-lvl	
	Non-F	Non-F*	Fact	PCC	SCC
SimpleCount	84.81	73.88	42.09	47.15	44.23
+ Bayes	84.32	73.00	43.92	50.85	50.16
+ Bayes + α	86.30	75.42	44.15	57.46	54.61

Table 4: Ablation study on the variants of SelfCheckGPT-MQAG.

LLM	Size	AvgTokenProb
GPT-3	175B	62.67
OPT	30B	35.33
Neox	20B	35.21
OPT	13B	33.67
GPT-J	6B	33.23
OPT	1.3B	28.27
OPT	125m	17.82

Table 5: Average token probability over all tokens in GPT-3 generated passages.

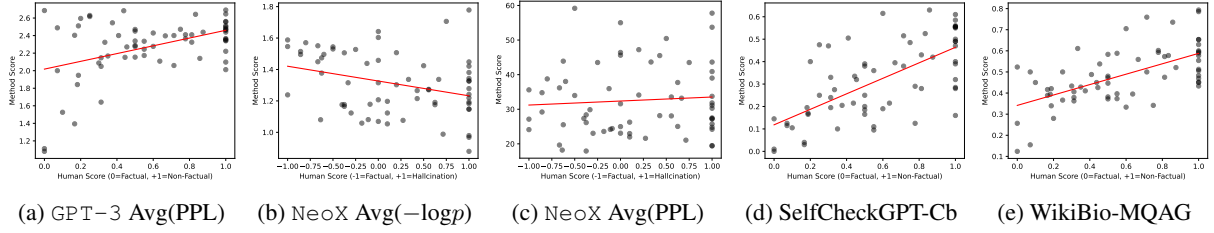


Figure 8: Scatter plot of scores at the passage level where Y-axis = Method scores, X-axis = Human scores. Extended results in addition in Figure 7.

LLM	Size	Metric	Sentence-level detection (GPT-3 passages)		
			Non-Factual	Non-Factual*	Factual
Random	-	-	75.67	60.25	24.33
OPT	30B	Avg($-\log p$)	70.55	55.53	21.32
NeoX	20B	Avg($-\log p$)	71.34	55.68	21.39
OPT	13B	Avg($-\log p$)	70.00	54.68	20.84
GPT-J	6B	Avg($-\log p$)	69.99	55.04	20.11
OPT	1.3B	Avg($-\log p$)	69.09	54.52	20.53
OPT	125m	Avg($-\log p$)	69.94	55.09	19.74
OPT	30B	Max($-\log p$)	67.96	54.30	19.92
NeoX	20B	Max($-\log p$)	67.91	53.47	19.97
OPT	13B	Max($-\log p$)	68.43	55.31	19.80
GPT-J	6B	Max($-\log p$)	68.16	54.73	19.59
OPT	1.3B	Max($-\log p$)	69.52	56.62	20.32
OPT	125m	Max($-\log p$)	72.19	58.58	20.26
OPT	30B	Avg(PPL)	79.03	65.44	25.78
NeoX	20B	Avg(PPL)	79.21	65.92	24.76
OPT	13B	Avg(PPL)	78.23	63.94	24.39
GPT-J	6B	Avg(PPL)	78.15	64.62	23.23
OPT	1.3B	Avg(PPL)	77.71	64.52	22.66
OPT	125m	Avg(PPL)	75.32	61.04	21.83
OPT	30B	Max(PPL)	77.24	63.51	24.57
NeoX	20B	Max(PPL)	78.39	65.54	23.62
OPT	13B	Max(PPL)	76.59	62.59	23.54
GPT-J	6B	Max(PPL)	76.06	62.13	22.32
OPT	1.3B	Max(PPL)	77.10	64.26	22.61
OPT	125m	Max(PPL)	73.60	60.08	21.69

Table 6: AUC-PR for Detecting Non-Factual and Factual Sentences in the GPT-3 generated WikiBio passages. This table is an extension to Table 1