


Minimum Coverage by Convex Polygons: The CG:SHOP Challenge 2023

Sándor P. Fekete 

Department of Computer Science, TU Braunschweig, Germany
s.fekete@tu-bs.de

Phillip Keldenich 

Department of Computer Science, TU Braunschweig, Germany
p.keldenich@tu-bs.de

Dominik Krupke 

Department of Computer Science, TU Braunschweig, Germany
d.krupke@tu-bs.de

Stefan Schirra 

Department for Simulation and Graphics, OVGU Magdeburg, Germany
stschirr@isg.cs.uni-magdeburg.de

Abstract

We give an overview of the 2023 Computational Geometry Challenge targeting the problem **MINIMUM COVERAGE BY CONVEX POLYGONS**, which consists of covering a given polygonal region (possibly with holes) by a minimum number of convex subsets, a problem with a long-standing tradition in Computational Geometry.

2012 ACM Subject Classification Theory of computation → Computational geometry; Theory of computation → Design and analysis of algorithms

Keywords and phrases Computational Geometry, geometric optimization, minimum covering, convexity, Algorithm Engineering, contest

Funding Work at TU Braunschweig has been partially supported by the German Research Foundation (DFG), project “Computational Geometry: Solving Hard Optimization Problems” (CG:SHOP), grant FE407/21-1.

Acknowledgements We thank the members of the CG:SHOP Challenge Advisory Board for their valuable input: William J. Cook, Andreas Fabri, Dan Halperin, Michael Kerber, Philipp Kindermann, Joe Mitchell, Kevin Verbeek. Further thanks go to Efi Fogel for consulting us regarding a problem with CGAL, and to Rouven Kniep for implementing a simple greedy approach that served us as a baseline for the evaluation.

1 Introduction

The “CG:SHOP Challenge” (Computational Geometry: Solving Hard Optimization Problems) originated as a workshop at the 2019 Computational Geometry Week (CG Week) in Portland, Oregon in June, 2019. The goal was to conduct a computational challenge competition that focused attention on a specific hard geometric optimization problem, encouraging researchers to devise and implement solution methods that could be compared scientifically based on how well they performed on a database of carefully selected and varied instances. While much of computational geometry research is theoretical, often seeking provable approximation algorithms for NP-hard optimization problems, the goal of the Challenge was to set the metric of success based on computational results on a specific set of benchmark geometric instances. The 2019 Challenge focused on the problem of computing simple polygons of minimum and maximum area for given sets of vertices in the plane. This Challenge generated

a strong response from many research groups, from both the computational geometry and the combinatorial optimization communities, and resulted in a lively exchange of solution ideas.

For CG Weeks 2020, 2021, and 2022 the Challenge problems were MINIMUM CONVEX PARTITION, COORDINATED MOTION PLANNING, and MINIMUM PARTITION INTO PLANE SUBGRAPHS, respectively. The CG:SHOP Challenge became an event within the CG Week program, with top performing solutions reported in the Symposium on Computational Geometry (SoCG) proceedings. The schedule for the Challenge was advanced earlier, to give an opportunity for more participation, particularly among students, e.g., as part of course projects.

The fifth edition of the Challenge in 2023 continued this format, leading to contributions in the SoCG proceedings. A total of 22 teams registered, with 18 submitting at least one valid solution.

2 The Challenge: Minimum Coverage by Convex Polygons

A suitable contest problem has a number of desirable properties.

- The problem is of geometric nature.
- The problem is of general scientific interest and has received previous attention.
- Optimization problems tend to be more suitable than feasibility problems; in principle, feasibility problems are also possible, but they need to be suitable for sufficiently fine-grained scoring to produce an interesting contest.
- Computing optimal solutions is difficult for instances of reasonable size.
- This difficulty is of a fundamental algorithmic nature, and not only due to issues of encoding or access to sophisticated software or hardware.
- Verifying feasibility of provided solutions is relatively easy.

In this fifth year, a call for suitable problems was communicated in June 2022. In response, a total of six interesting problems were proposed for the 2023 Challenge. These were evaluated with respect to difficulty, distinctiveness from previous years, and existing literature and related work. In the end, the Advisory Board selected the chosen problem. Special thanks go to Dan Halperin (Tel Aviv University) who suggested this problem, motivated by applications from the field of Robotics [4].

2.1 The Problem

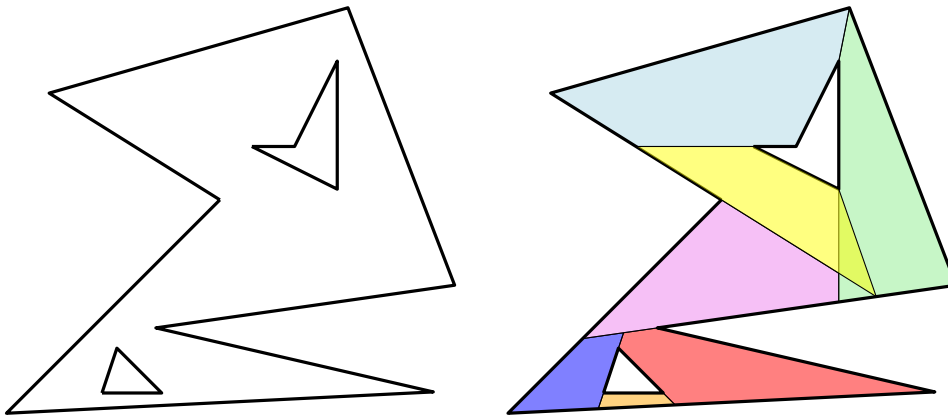
The specific problem that formed the basis of the 2023 CG Challenge was the following; see Figure 1 for a simple example.

Problem: MINIMUM COVERAGE BY CONVEX POLYGONS

Given: Given a geometric region, P , in the plane, which may be a simple polygon or a polygon with holes.

Goal: The task is to cover P with a collection, C_1, \dots, C_k of convex polygons, each contained within P , such that the number k of convex polygons in the cover is minimized.

Variants of this problem have a long history in Computational Geometry; in fact, a duplicated logo of the annual SoCG conference (shown in Figure 2) illustrates that even for a simple polygonal region with axis-parallel edges, a minimum convex cover may need to employ vertices that do not lie on the arrangement of extensions of the edges of the polygon; see the paper [15] by O'Rourke, the program chair of the first conference in 1985, and <https://www.computational-geometry.org/logo.html>.



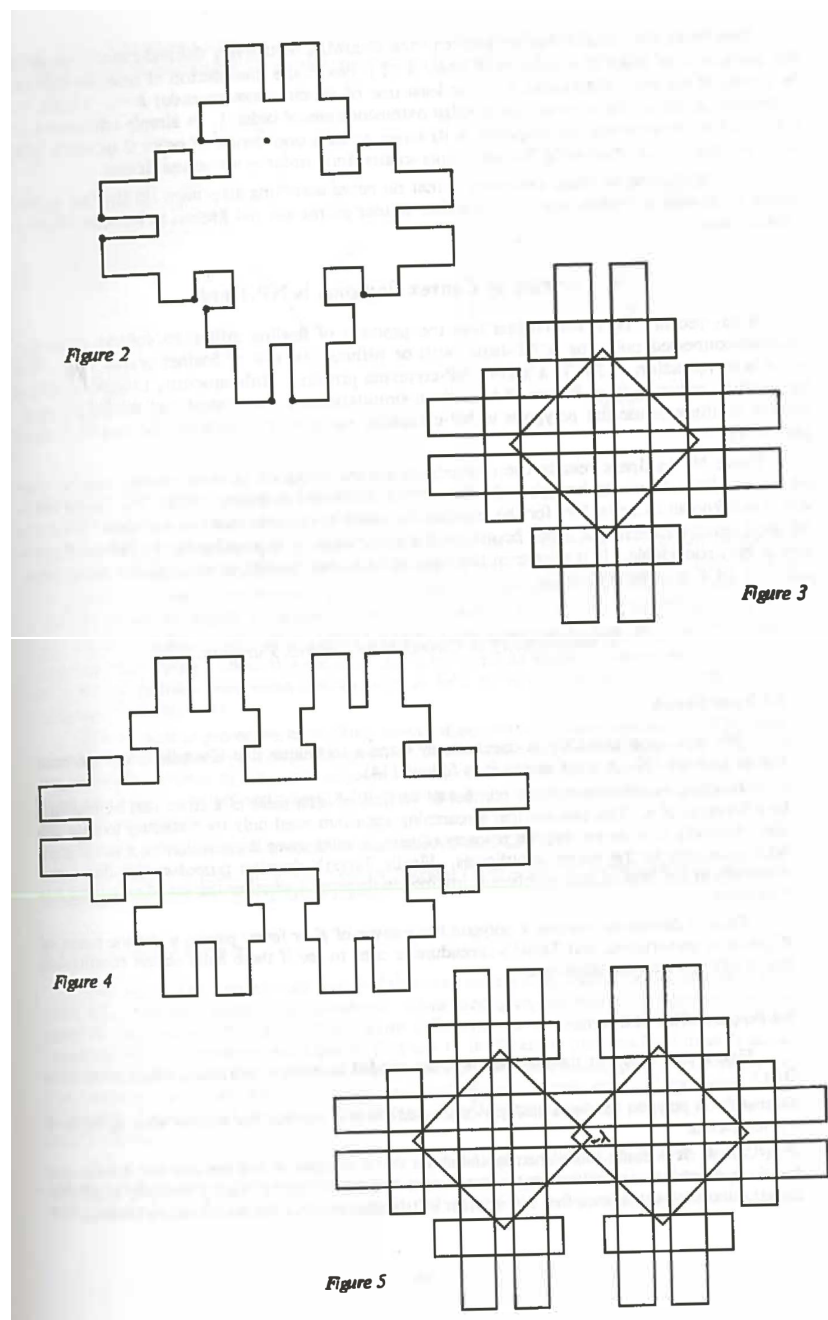
■ **Figure 1** A possible instance, given by a (non-simple) polygonal region in the plane (left), and a feasible cover by convex sets (right).

2.2 Related Work

Even in the early years of computational geometry, convex covering gained much attention [13]. The same holds for the closely related problem of computing a minimum convex partition of a polygon, i.e., a covering with convex polygons with pairwise disjoint interior. A variant of it was considered in the very first Symposium on Computational Geometry [14]. At the time, studying covering problems was motivated by applications in shape analysis and pattern recognition, graphics, and VLSI design. Much of the focus was on the intrinsic complexity of the problem, less so on designing algorithmic solutions.

O'Rourke was the first to show that the decision version of the problem is indeed decidable [16]. He shows how to construct an existential formula over the reals which is true if and only if the given polygon has a convex cover with k pieces. While polynomial-time algorithms have been developed for the minimum convex partition problem for simple polygons without holes [6], O'Rourke and Supowit [18] proved the minimum convex cover problem to be NP-hard for polygons with holes. Several years later, Culberson and Reckhow [8] showed that minimum convex cover by rectangles remains NP-hard, even for simple orthogonal polygons without holes. Only recently, Abrahamsen [1] managed to prove $\exists\mathbb{R}$ -completeness of the convex cover problem (even when covering a simple polygon by triangles), implying a negative answer to the long-standing open problem of membership in NP, unless $\text{NP} = \exists\mathbb{R}$. While O'Rourke [15] already conjectured that optimal solutions may require irrational coordinates, Abrahamsen [1] finally shows that Steiner points with irrational coordinates of arbitrarily high algebraic degree can be necessary for the corners of the pieces in an optimal solution for polygons with integral coordinates. This makes it unlikely that exact methods (such as Integer Programming or Constraint Satisfaction) can be employed in a straightforward manner.

In the context of the Challenge, only convex polygonal pieces with rational coordinates were allowed, both in order to avoid agreeing on a representation format for algebraic numbers and in order to ease verification of submitted results. Even in this constrained version, Steiner points with rational coordinates were still allowed. (We are not aware of any complexity results that take this restriction into account for the general case of simple polygons with or without holes.) Because the problem for general polygons was known to be NP-hard, special cases have been considered, most prominently orthogonal polygons to be covered with rectangles, as in the version that gave rise to the SoCG logo, Figure 2. However, the covering problem remains



■ **Figure 2** The SoCG logo and minimum convex covering. A simple polygonal region (top left, “Figure 2”) and a minimum convex cover consisting of nine convex polygons, one of which is a diamond (i.e., a rotated square) that does not have a vertex on an edge of the region (top right, “Figure 3”). Combining two such polygons into one (bottom left, “Figure 4”) results in a region for which an optimal solution requires Steiner points that do not even lie on edge extensions (bottom right, “Figure 5”). All images from O’Rourke [15].

NP-hard, even for orthogonal polygons with holes [8]; in the pursuit of polynomially solvable versions of the problem, further special types of orthogonal polygons have been studied [12].

Besides restricting the allowed types of covering shapes from arbitrary convex polygons to rectangles and axis-parallel rectangles, one can also consider triangles. However, Christ [7] has shown that this version of the problem is also NP-hard, and Abrahamsen [1] shows it to be $\exists\mathbb{R}$ -complete as well.

Instead of convex polygons, other non-convex types of polygons can be considered for covering. If we consider star-shaped polygons, we are dealing with the Art Gallery Problem [17], another $\exists\mathbb{R}$ -complete problem [2], for which optimal solutions may involve complicated algebraic coordinates.

2.2.1 Simple Heuristics

A first and simple heuristic approach is not to use Steiner points at all. Then the vertices of all convex pieces must also be vertices of the polygon to be covered. Furthermore, it suffices to consider only convex pieces C that are maximal in the sense that we cannot add another polygon vertex v , such that the convex hull of $C \cup \{v\}$ is larger than C , but still contained in P . Therefore, a straightforward approach is to construct all (or some sufficient subset of) maximal convex polygons formed by the set of vertices of P , and then use some search heuristic to select a subset covering P . For a more general approach, Steiner points of a certain type can be added. O'Rourke [15] suggests using the endpoints of maximal extensions of the edges of P within P . Continuing further, one may then add intersection points of these extension segments at a next stage, or, more generally, intersection points of the lines through pairs of Steiner points considered previously.

2.2.2 Approximate Solutions

Another way to deal with a hard problem is to look at approximations. Eidenbenz and Widmayer [11] show the minimum convex cover problem to be APX-hard and provide an approximation algorithm with logarithmic approximation ratio. Their algorithm uses discretization and dynamic programming.

There are different kinds of approximate solutions. Instead of approximating the minimum number of convex polygons required to cover a polygon completely one can relax the covering requirement as well and search for convex polygons that cover the polygon approximately, e.g., by allowing a certain percentage of the area to stay uncovered or by considering convex polygons that overlap the exterior to some small extent. In robotics applications [4], connectivity-preserving approximate covering with convex pieces is often sufficient.

2.3 Instances

An important part of any challenge is the creation of suitable instances. If the instances are easy to solve to optimality, the challenge becomes trivial; on the other hand, if instances require a huge amount of computation for important common pre-processing steps or for finding any decent solutions, the challenge may heavily favor teams that can afford better computation equipment. The same is true if the set of instances becomes too large to manage with a single (or few) computers.

We used the following generators to generate our instances; Figure 3 shows corresponding examples of actual contest instances.

cheese The cheese generator’s goal is to create a relatively simple outer boundary containing a large number of small holes. To this end, we start by generating hole center points uniformly at random from a large rectangular region. We then choose a number of points on the boundary uniformly at random from a small range of possible values, usually 3–6 points; all these points are chosen uniformly at random in the close vicinity of the hole center. They are then turned into a tour by visiting the points in an initially random order, which is turned into a polygon without self-intersections by applying a 2-opt step to reduce the tour length as long as there are intersecting edges. To make sure holes do not intersect or lie within other holes, each new hole is inserted into a 2D arrangement; if a hole intersects a previously added one, it is ignored and a new hole is generated around a new starting point instead. After the desired number of holes is generated, the outer boundary is generated by taking the convex hull of all hole center points and shifting it outwards where intersections with the holes make it necessary. Note that this may make the outer boundary non-convex.



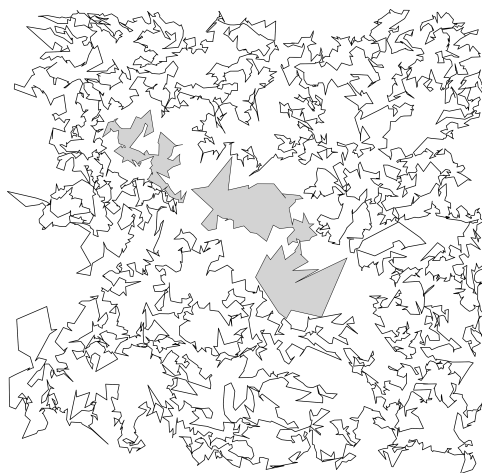
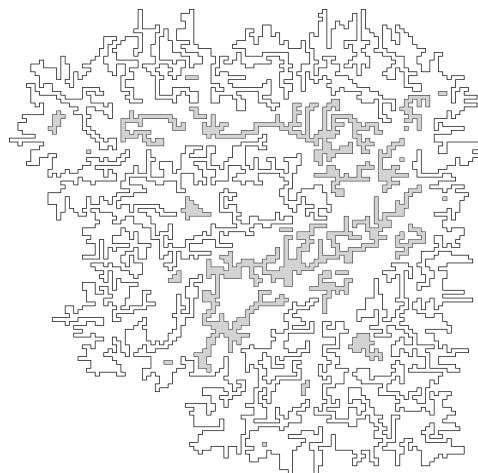
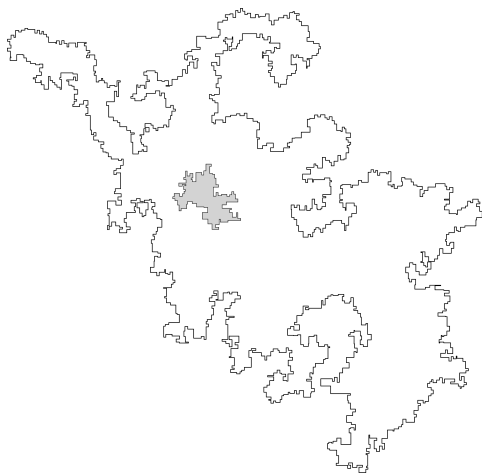
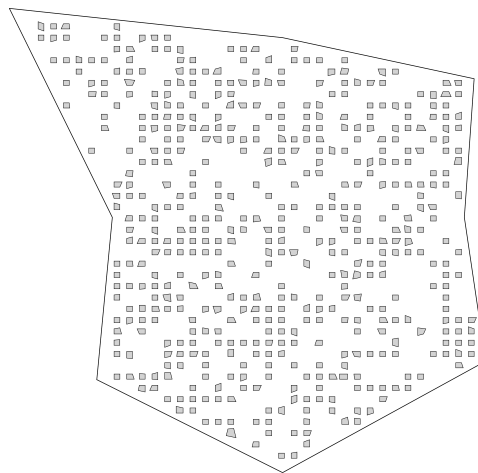
ccheese The ccheese generator works like the cheese generator, but with the additional goal of producing only convex holes; this is done by replacing each generated hole by the convex hull of its points. The reason behind this modification is the following. In particular for larger holes, non-convex vertices may often require a convex piece of their own to cover them. In many cases, such convex pieces can be turned into a maximal convex subregion of the feasible region in a unique way; this may inadvertently make large parts of the instance easy to solve.

srpg Several instances are imported from the Salzburg Database of Polygonal Data [10]. The instances are taken from the database and normalized, so that all coordinates are non-negative. If the coordinates are not all integral, we obtain a similar polygon with integer coordinates by scaling all coordinates with a large factor and rounding them to the nearest integer.

The **srpg**-family of instances is generated using their *super random polygon generator*. Instances with prefix **srpg_iso** are orthogonal polygons; the prefix **srpg_iso_aligned** indicates orthogonal polygons with integer coordinates which include many points with the same x - or y -coordinates. The prefix **srpg_iso_octa** indicates octagonal polygons, i.e., polygons where all angles are multiples of 45° . Finally, the prefixes **srpg_smo** and **srpg_smr** indicate random polygons with smoothed corners, i.e., polygons for which additional vertices are added to make corners smoother; **smr** indicates stronger smoothing than **smo**.

fpg Like the **srpg** family, the **fpg** family of instances is taken from the Salzburg Database of Polygonal Data [10], using the same approach to normalize and integralize the coordinates. These instances are generated using the FPG (triangulation perturbation) generator, which mutates an initial polygon, e.g., a regular polygon, by shifting its vertices while maintaining the boundaries’ number of connected components. This often results in polygons with skinnier parts than what is usual in the **srpg** family.

maze The maze generator generates polygons with a relatively simple outer boundary, into which a large number of square obstacles are placed in a grid-like fashion, leaving long corridors of free space. These corridors require the use of highly overlapping polygons to achieve good solutions. Some of the obstacles are then removed; others are slightly perturbed by moving some vertices of the obstacles outwards. These perturbations are meant to remove trivial approaches which cover each corridor with a single convex piece.

(a) Instance `ccheese11045`.(b) Instance `cheese1516`.(c) `fpg-poly_0000004900_h2`.(d) `srpg_iso_aligned_mc03255`.(e) `srpg_iso_mc0001964`.(f) `maze_2534_250_05_01`.

■ **Figure 3** A selection of actual contest instances made by different generators; gray areas are holes.

2.4 Evaluation

The contest was run on a total of 206 instances.

For many optimization problems, it is often considerably harder to find a solution with the optimal value than it is to find a solution that comes close to the optimum, say with value $\text{OPT} + c$ for some small constant c .

We suspected that this is the case for the contest problem as well. In order to reflect this in the scoring of solutions, instead of a score that linearly depends on the number of polygons, we introduced a quadratic scoring function. For an instance I , let $B(I)$ be the number of convex pieces required in the best solution submitted for that instance. Furthermore, let $T(I)$ be the number of convex pieces in the best solution of some team T for I . The score $S_T(I)$ of team T for instance I is

$$S_T(I) := \frac{B(I)^2}{T(I)^2}.$$

As a consequence, doubling the number of convex pieces compared to the best known solution cuts the score down to 0.25, and all teams that submitted a solution for some instance I that was not beaten by any other team receive a score of 1 for I . Teams that did not submit any valid solution for some instance I receive a default score of 0 for I , corresponding to a solution with an infinite number of convex pieces. The total score $S_T = \sum_I S_T(I)$ of each team T was then calculated by summing the scores of T over all instances I . The winner of the contest was the team with the highest score. In case of ties, the tiebreaker was set to be the time a specific total score was obtained. As in previous years, this turned out to be unnecessary.

2.5 Categories

The contest was run in an *Open Class*, in which participants could use any computing device, any amount of computing time (within the duration of the contest) and any team composition. In the *Junior Class*, a team was required to consist exclusively of participants who were eligible according to the rules of CG:YRF (the *Young Researchers Forum* of CG Week), defined as not having defended a formal doctorate before 2021.

2.6 Server and Timeline

The contest itself was run through a dedicated server at TU Braunschweig, hosted at <https://cgshop.ibr.cs.tu-bs.de/competition/cg-shop-2023/>. It opened at 00:00 (UTC) on September 30, 2022 with a number of test instances, with the full suite of contest instances released on October 28, 2022 and closed at 24:00 (midnight, AoE), on January 27, 2023.

During the contest, the code used by the server to verify submissions was also made available to the participants as a python package on the Python Package Index (PyPI)¹. Aside from trivial validity checks regarding encoding errors, the submissions were also rigorously verified to be valid solutions to their respective instances. This includes checking the convexity of all regions in each solution, checking that their union covers the entire area, and that no extra area is covered. Using the CGAL [20] library, these checks are relatively straightforward to implement; however, care must be taken when converting the floating-point, integer or rational numbers submitted as solutions into CGAL's exact number types. The massive amount of necessary Boolean operations on various polygons turned out to be a

¹ See <https://pypi.org/project/cgshop2023-pyutils/>.

serious stress test and actually helped unveil a bug² in CGAL’s new join-algorithm based on polylines that has since been addressed.

3 Outcomes

A total of 22 teams signed up for the competition, and 18 teams submitted at least one valid solution. In the end, the leaderboard for the top 10 teams looked as shown in Table 1. There were two teams (DIKU (AMW) and Shadoks) that were far ahead of all other participants.

Rank	Team	Score	Junior
1	DIKU (AMW)	201.571	
2	Shadoks	198.347	
3	BX23	144.150	
4	SmartLab	142.925	✓
5	agr	122.400	
6	rkPlayground	121.311	✓
7	Karteflan	103.392	✓
8	Ofir	103.223	
9	pjgblt	103.127	✓
10	cgI@tau	100.893	

■ **Table 1** The top 10 of the final score, rounded to three decimal places. Teams that satisfy the criteria for being considered a junior team have a checkmark in the “Junior” column.

The progress over time of each team’s score can be seen in Figure 4; the best solutions for all instances (displayed by score) can be seen in Figure 5. The top two teams were invited for contributions in the 2023 SoCG proceedings, as follows.

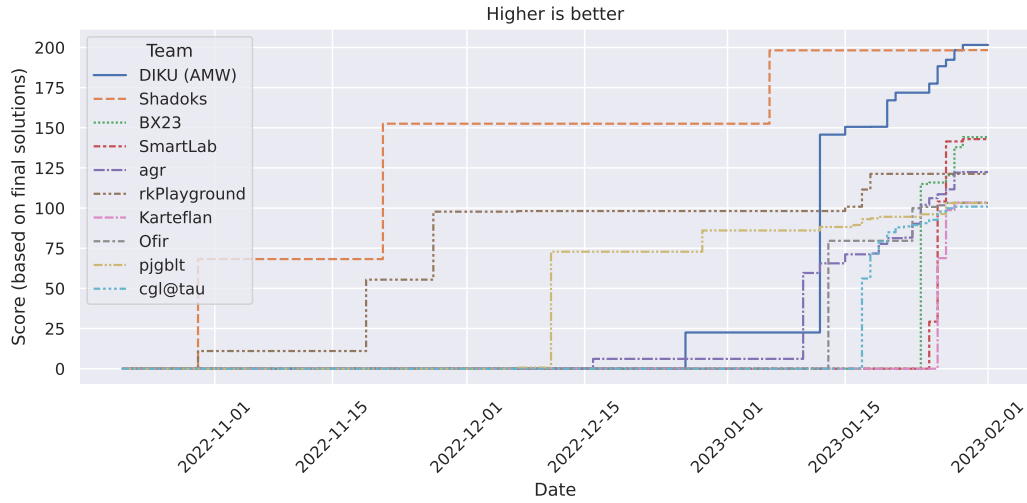
1. Team DIKU (AMW): Mikkel Abrahamsen, William Bille Meyling, André Nusser [3].
2. Team Shadoks: Guilherme D. da Fonseca [9].

Details of their methods and the engineering decisions they made are given in their respective papers. Their strengths and weaknesses are shortly evaluated in Figure 6. In the following, we give a very brief description of their approaches.

Team DIKU (AMW) [3] bases their approach on a constrained Delaunay triangulation of the vertices of the given polygon P along with some additional points, e.g., intersections of extensions of the segments of P . On this triangulation, they compute a *visibility graph*, which has a vertex for each triangle and an edge between pairs of triangles whose convex hull is completely contained in P . They observe that cliques in this graph correspond to convex polygons induced by the triangles in the clique. Sometimes, these induced polygons need not be fully contained in P , but they assume that such situations are relatively rare. They then use an existing implementation called ReduVCC [19] due to Strash and Thompson for the vertex clique cover problem to compute a small number of cliques that cover all triangles. Finally, they repair any convex pieces that are not fully contained in P and remove any pieces that only cover parts of P that are already covered by other pieces.

Team Shadoks [9] had a different approach. On a high level, their approach consists of generating a so-called *collection* C , which is a set of convex pieces that are contained in P and together cover all of P . While it is important to not let C grow too large, the goal for

² <https://github.com/CGAL/cgal/issues/7235>



■ **Figure 4** Score progress of the top 10 teams over time. The scores are computed based on the final submissions. Team *Shadoks* maintained the lead until it was surpassed in the last days by team *DIKU (AMW)* by a small margin. Most teams only started submitting serious submissions in the last two weeks. For many teams iterative improvements are visible.

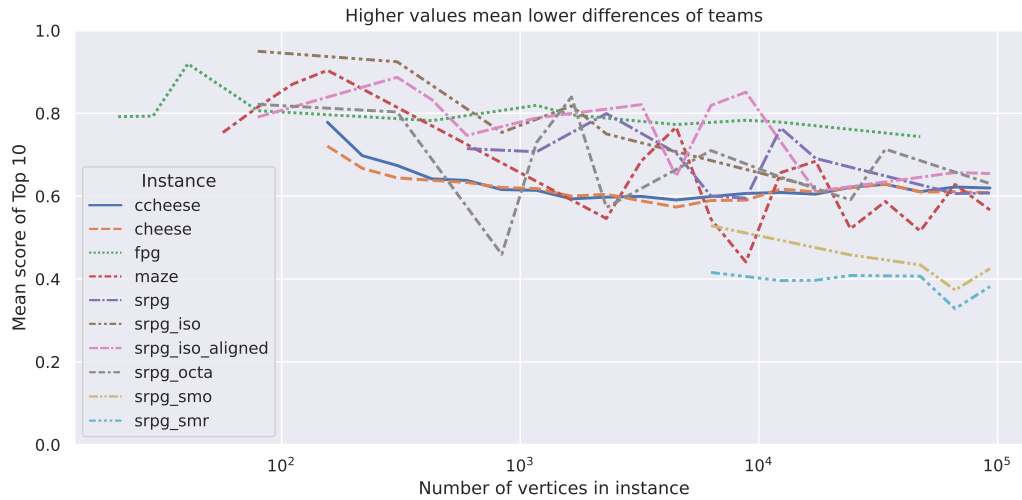
generating a good C is only to have a small *solution* $S \subseteq C$ which also covers all of P . Given a good C , *Shadoks* transform the task of finding a good solution $S \subseteq C$ into a moderately sized instance of the Set Cover problem, which is either solved optimally using an integer programming solver or heuristically using simulated annealing; in order to do this, they introduce witness points in P and enforce that each witness be covered by at least one set in S . They propose several methods to generate C ; one is based on a modified version of the Bron-Kerbosch algorithm [5] to enumerate maximal cliques, the other is a procedure they call *random bloating*.

In order to evaluate what score a relatively simple, straightforward approach to the problem would achieve, we implemented the following type of heuristic. Starting from a constrained Delaunay triangulation of the vertices of the polygon P , we greedily merge arbitrarily chosen faces of the current subdivision to form convex pieces with which to cover P , until no more faces can be merged. Our implementation of this scheme would have achieved a score of 85.3 and thus would have ranked 12th in the challenge.

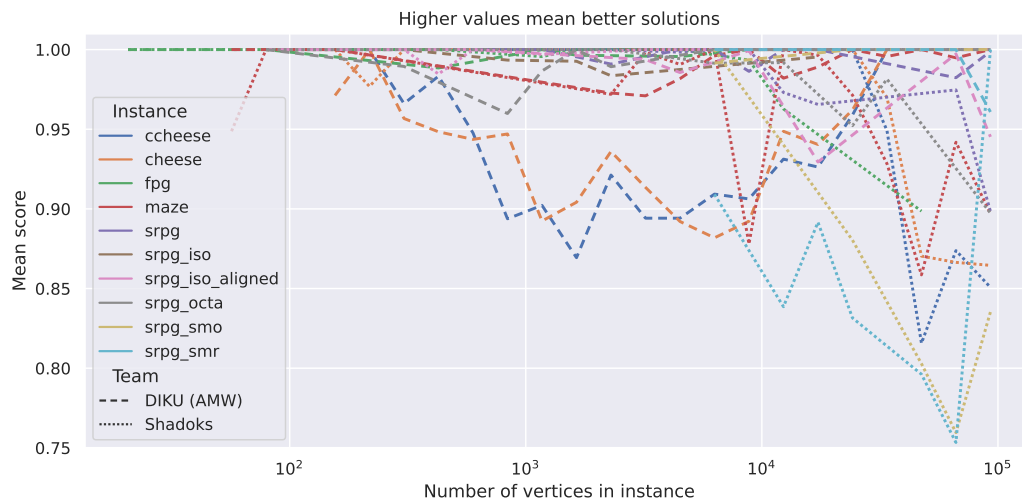
This shows the massive advantage of the approaches of the top teams over simple, straightforward methods; it also shows that the majority of actual contest participants actually came up with algorithms that were able to beat such methods.

4 Conclusions

The 2023 CG:SHOP Challenge motivated a considerable number of teams to engage in extensive optimization studies. The outcomes promise further insight into the underlying, important optimization problem. Moreover, the considerable participation of junior teams indicates that the Challenge itself motivates a great number of students and young researchers to work on practical algorithmic problems.



■ **Figure 5** The mean score of the top 10 teams for the different instances gives an indication for their difficulty. The higher the mean score, the better the teams could keep up with the top teams. If the mean score is low this indicates that additional, non-trivial ideas were necessary to keep up. The first visible challenge the teams likely had is scalability, as the mean score decrease for larger instances. Additionally, the **ccheese** and **cheese** instances seem to have been especially challenging even at medium size, while being of similar difficulty themselves. For larger instances, the **srpg** and **maze** instances show to be challenging, with the smoothed **srpg**-instances **smo** and **smr** being the most challenging instances of all. The **fpg** instances seem to have been relatively easy.



■ **Figure 6** The two top teams have a relatively similar score, but they show different strengths. While team *Shadoks* performs better for the **cheese** and **ccheese** instances, the approach of *DIKU (AMW)* seems to scale better, such that they take the lead for large instances. For the **maze** instances a varying lead for different instances is visible.

References

- 1 M. Abrahamsen. Covering polygons is even harder. In *Symposium on Foundations of Computer Science, FOCS*, pages 375–386, 2021.
- 2 M. Abrahamsen, A. Adamaszek, and T. Miltzow. The Art Gallery Problem is $\exists\mathbb{R}$ -complete. *J. ACM*, 69(1):4:1–4:70, 2022.
- 3 M. Abrahamsen, W. B. Meyling, and A. Nusser. Constructing concise convex covers via clique covers. In *Symposium on Computational Geometry (SoCG)*, 2023.
- 4 A. Amice, H. Dai, P. Werner, A. Zhang, and R. Tedrake. Finding and optimizing certified, collision-free regions in configuration space for robot manipulators. In *Algorithmic Foundations of Robotics XV (WAFR)*, volume 25 of *Springer Proceedings in Advanced Robotics*, pages 328–348, 2022.
- 5 C. Bron and J. Kerbosch. Algorithm 457: Finding all cliques of an undirected graph. *Communications of the ACM*, 16(9):575–577, 1973.
- 6 B. Chazelle and D. P. Dobkin. Optimal convex decompositions. In G. T. Toussaint, editor, *Computational Geometry*, volume 2 of *Machine Intelligence and Pattern Recognition*, pages 63–133. North-Holland, 1985.
- 7 T. Christ. Beyond triangulation: Covering polygons with triangles. In *Symposium Algorithms and Data Structures (WADS)*, pages 231–242, 2011.
- 8 J. C. Culberson and R. A. Reckhow. Covering polygons is hard. *J. Algorithms*, 17(1):2–44, 1994.
- 9 G. D. da Fonseca. Shadoks approach to convex covering. In *Symposium on Computational Geometry (SoCG)*, 2023.
- 10 G. Eder, M. Held, S. Jasonarson, P. Mayer, and P. Palfrader. Salzburg database of polygonal data: Polygons and their generators. *Data in Brief*, 31:105984:1–8, 2020.
- 11 S. J. Eidenbenz and P. Widmayer. An approximation algorithm for minimum convex cover with logarithmic performance guarantee. *SIAM J. Comput.*, 32(3):654–670, 2003.
- 12 J. M. Keil. Polygon decomposition. In J. Sack and J. Urrutia, editors, *Handbook of Computational Geometry*, pages 491–518. North Holland / Elsevier, 2000.
- 13 J. M. Keil and J.-R. Sack. Minimum decompositions of polygonal objects. In G. T. Toussaint, editor, *Computational Geometry*, volume 2 of *Machine Intelligence and Pattern Recognition*, pages 197–216. North-Holland, 1985.
- 14 A. Lubiw. Decomposing polygonal regions into convex quadrilaterals. In *Symposium on Computational Geometry (SoCG)*, page 97–106, 1985.
- 15 J. O’Rourke. The complexity of computing minimum convex covers for polygons. In *Proc. 20th Annual Allerton Conference, October 1982*, pages 75–84, 1982.
- 16 J. O’Rourke. The decidability of covering by convex polygons. Technical Report JHU-EECS 82-4, Johns Hopkins University, 1982.
- 17 J. O’Rourke. *Art Gallery Theorems and Algorithms*. Oxford University Press, 1987.
- 18 J. O’Rourke and K. J. Supowit. Some NP-hard polygon decomposition problems. *IEEE Trans. Inf. Theory*, 29(2):181–189, 1983.
- 19 D. Strash and L. Thompson. Effective data reduction for the vertex clique cover problem. In *Symposium on Algorithm Engineering and Experiments (ALENEX)*, pages 41–53, 2022.
- 20 The CGAL Project. *CGAL User and Reference Manual*. CGAL Editorial Board, 5.5.2 edition, 2023.