

This work has been submitted to the IEEE for possible publication. Copyright may be transferred without notice, after which this version may no longer be accessible. 2023 IEEE. Personal use of this material is permitted. Permission from IEEE must be obtained for all other uses, in any current or future media, including reprinting/republishing this material for advertising or promotional purposes, creating new collective works, for resale or redistribution to servers or lists, or reuse of any copyrighted component of this work in other works.

Probe: Learning Users' Personal Projection Bias in Inter-temporal Choices

Qingming Li, H. Vicky Zhao

Abstract—Inter-temporal choices involve making decisions that require weighing costs in the present against benefits in the future. One specific type of inter-temporal choice is the decision between purchasing an individual item at full price or opting for a bundle including that item at a discounted price. Previous works assume that individuals have accurate expectations of factors involved in these decisions. However, in reality, users' perceptions of these factors are often biased, leading to irrational and suboptimal decision-making. In this work, we specifically focus on two commonly observed biases: the projection bias and the reference-point effect. To address these biases, we propose a novel bias-embedded preference model called *Probe*. *Probe* introduces prospect theory from behavioral economics to model these biases, which incorporates a weight function to capture users' projection bias and a value function to account for the reference-point effect. This allows us to determine the probability of users selecting the bundle or a single item. We theoretically analyze the impact of projection bias on bundle pricing strategies. Through experimental results, we show that the proposed *Probe* model outperforms existing methods and leads to a better understanding of users' behaviors in bundle purchases. This investigation can facilitate a deeper comprehension of users' decision-making processes, enable personalized services, and help sellers design better product bundling strategies.

Index Terms—Projection Bias, Reference-Point Effect, Bundle Purchases, Choice Problems, Preference Modeling

I. INTRODUCTION

Inter-temporal choices happen frequently in everyday life, which refer to decisions involving tradeoffs between cost in the present and benefits in the future. For example, how much food to buy for tomorrow's lunch, or whether to take out a health insurance policy to avoid future potential loss. To make inter-temporal choices, users typically consider a variety of factors, including the probability of future outcomes and the cost of each outcome. However, a large stream of literature suggests that users' perceptions of these factors are usually biased [1]. These biases may lead users to irrational and suboptimal decisions, such as buying too much food when going shopping with an empty stomach, or more likely to buy health insurance when the air quality is worse [2]. It is essential to identify these biases and better model users' inter-temporal choices. This study can help understand users' decision-making mechanisms, enable personalized services, and design effective pricing and marketing strategies.

In our study, we investigate inter-temporal choice modeling, with a specific focus on users' purchasing behaviors in the context of bundle sales. We call the problem studied in this work the *bundle choice problem*. Consider a user who intends to purchase an individual game, as shown in Fig. 1(a). Meanwhile, the platform reminds the user that a bundle containing this game is available for sale with a discount, as shown in Fig. 1(b). Typically, the user has to decide whether to buy the individual game at full price or purchase the bundle at a reduced price. Note that the user has no current demand for the additional item, and it is not clear whether he/she will need the additional item in the future. In this example, if the user chooses to purchase the bundle, it may result in a waste of money if the user does not need the additional item in the future; while if the user chooses to purchase the individual item, no discount will be given to the additional item if the user does need it in the future. Consequently, in the bundle choice problem, the user needs to consider the trade-off between two factors: the additional cost to obtain the bundle at present and the probability of needing the additional item in the future.

Prior works in [3], [4] have demonstrated the presence of biases in users' perceptions regarding the two aforementioned factors. The first type of bias is known as *projection bias*, which manifests in users' estimates of the probability of needing the additional item in the future [3]. Typically, users' preferences for the additional item undergo dynamic changes over time [5], leading to a potential discrepancy between their current preference and their future preference. However, users with projection bias tend to underestimate this preference change and assume that their future preference will resemble their current preference. Consequently, their estimates of the above probability are not aligned with their actual future preferences, but rather based on their current preference. Projection bias can lead to underestimation or overestimation of the probability depending on the relative magnitudes of the current and future preferences [6]. Specifically, when the current preference is lower than the actual future preference, users' estimated future preference and the estimates of the probability are correspondingly lower than the actual values, resulting in underestimation. Conversely, when the current preference is higher than the actual future preference, users' estimations are higher than actual values, leading to overestimation.

The second type of bias is the *reference-point effect*, which arises from users' perceptions of price [4]. Specifically, users typically have an expected price for an item based on prior purchase experience or market research. The expected price serves as a reference point in their decisions. The satisfaction that users obtain from an item does not depend on the absolute

This work was supported by Youth Research Project of Zhejiang Lab (No. K2023KG0AA04). (Corresponding author: H. Vicky Zhao)

Qingming Li is with the Research Institute of Artificial Intelligence, Zhejiang Lab, Hangzhou 311100, China (email: liqm@zhejianglab.com).

H. Vicky Zhao is with the Department of Automation, Beijing National Research Center for Information Science and Technology, Tsinghua University, Beijing 100084 P. R. China (email: vzhao@tsinghua.edu.cn).




Fig. 1: The inter-temporal choice in the bundle sale scenario.

value of its price, but rather on the difference between the actual price and users' expected price. If the actual price is lower than users' expectations, then they perceive gains from the purchase. Otherwise, users perceive loss.

Limitations of Prior Works. There have been many works in the literature trying to explore users' behaviors in bundle scenarios, while there may be subtle distinctions from the bundle choice problem studied in our work. Specifically, existing works related to the problem can be categorized into two main topics: bundle strategies and inter-temporal choice modeling. In bundle strategies, a common assumption is that users usually have a reservation price for a bundle, which refers to the maximum price that a customer is willing to pay for a bundle of products or services [7]. According to this assumption, users' purchase decisions are solely based on whether the price of the bundle is lower than their reservation price [8]. However, the simple assumption of reservation price fails to capture the complexity of users' actual purchasing behaviors, as other factors, such as the specific items included in the bundle and the discounts offered, can also impact their decision-making process [9], [10]. On the other hand, inter-temporal choice modeling focuses on studying the biases and factors that influence users' decision-making process. Existing works have primarily focused on studying projection bias and reference-point effect separately, and have not addressed situations where both biases occur simultaneously. Additionally, prior studies have primarily focused on developing models for these biases without providing algorithms or methods to learn users' personal biases from their transaction records. Furthermore, few works investigate these biases, specifically in the context of bundle sales and their implications for bundle strategies. In Section II, we provide a detailed overview of the existing works and their limitations in both bundle strategies and inter-temporal choice modeling.

Our Contributions. In this study, we investigate inter-temporal choice modeling within the context of bundle sales. We propose the **PRO**jection **B**ias-**E**mbedded preference (*Probe*) model to examine the cognitive biases present in users' purchase behaviors. Our approach is grounded in prospect theory from behavioral economics, which incorporates a weight function that captures users' projection bias in predicting the probability of needing additional items in the future, as well as a value function that models the reference-point effect in users' biased perceptions of price. The weight function includes a personalized parameter to account for the hetero-

geneity in users' projection biases and can accommodate both overestimation and underestimation scenarios. A novel method is proposed to learn their individual biases from historical records. Additionally, we present four methods to estimate users' expected prices within the value function. We provide a theoretical analysis to illustrate the impact of projection bias on the design of bundle sales strategies. Experimental results show that the proposed *Probe* outperforms existing methods, and contributes to a better understanding of users' decisions when choosing between a bundle and a single item. The contributions of our work are as follows.

- We investigate inter-temporal choice modeling in the context of bundle sales and propose *Probe* to effectively model projection bias and the reference-point effect in users' decision-making processes.
- We theoretically analyze the impact of projection bias on the design of bundle pricing strategies.
- We propose a novel method to learn users' personal biases from historical records, and our experiments show that it achieves a better balance between precision and recall compared to prior works.

II. LITERATURE REVIEW

Existing works can be categorized into two topics: bundle strategies and inter-temporal choice modeling. In the following, the methods in each topic are discussed in detail.

A. Bundle Strategies

Previous research on bundle strategies can generally be categorized into two main areas: bundle pricing and bundle recommendation. Bundle recommendation aims to recommend a predefined bundle of items to individual users based on their preferences, while bundle pricing focuses on determining the optimal price for a bundle of products or services in order to maximize profits.

1) *Bundle Recommendation*: Bayesian personalized ranking (BPR) is applied in [11] to generate bundle recommendations. This approach involves generating item embeddings using the BPR method and subsequently generating bundle embeddings based on the embeddings of items included in the bundle. In [12], graph neural network is employed to learn the high-order relationships among users, items, and bundles, where the user-item interaction, user-bundle interaction, and bundle-item affiliation are unified into a heterogeneous graph.

Furthermore, cross-view contrastive learning is proposed in [13] to allow user-bundle and user-item interactions to distill complementary information from each other, thus enhancing the self-discrimination of representations. However, the bundle recommendation problem is different from the bundle choice problem studied in this work. The bundle recommendation problem focuses on helping users to discover new bundles, while our work considers that users have specific shopping needs for an item and need to decide between purchasing the item at full price or opting for a bundle that includes the item at a discounted price.

2) *Bundle Pricing*: Prior works on bundle pricing schemes mainly focus on obtaining accurate estimations of consumers' reservation prices [14], [15]. In [14], they assume that customers' valuations of products follow a multivariate Gaussian distribution, and propose an algorithm that combines the expectation-maximization (EM) algorithm and Monte Carlo simulation to estimate their valuations. The work in [15] jointly considers bundle recommendation and pricing, and proposes a personalized model that selects, prices, and recommends a bundle of products to consumers during their online sessions. However, the simple assumption of reservation price fails to capture the complexity of users' actual purchasing behaviors, as other factors, such as the specific items included in the bundle and the discounts offered, can also impact their decision-making process [9], [10]. Furthermore, users may possess biases in their perceptions of these factors, such as the projection bias [3] and reference-point effect [4] discussed in Section I. By overlooking these biases, prior studies are limited in their ability to make accurate predictions.

B. Inter-temporal Choice Modeling

1) *Projection Bias*: One popular method specifically designed to model projection bias is the linear bias model [3]. This approach assumes that the true values of users' current and future preferences are known, and users' estimates of future preferences are a linear combination of the true values of their current and future preferences. The linear bias model has been used to analyze users' irrational behaviors in various scenarios. For example, in the context of insurance purchase, they find that on days with severe air pollution, insurance sales increase by approximately 7.2% [2]. The work in [6] examines the relationship between projection bias and work efficiency. They find that individuals with projection bias tend to underestimate the time required for the second task when transitioning from the first task. Although the linear bias model is popular and easy to analyze, it requires knowledge of the true values of users' future preferences, which may not be available. Furthermore, few works study how to estimate the parameters in this model, making it less suitable for quantitative analysis of users' irrational behaviors.

2) *Reference-Point Effect*: To model the reference-point effect, one notable approach is prospect theory, which explains how individuals make decisions under uncertainty and incorporates the reference-point effect as a key component [16], [17]. According to this theory, individuals assess outcomes based on gains and losses relative to a reference point, and their preferences exhibit diminishing sensitivity to changes in

outcomes as they move away from the reference point. One notable example is its utilization in the context of emergency decision-making. During emergencies, experts often encounter uncertain and complex situations, making it challenging to provide accurate decision-making information. In such scenarios, prospect theory is employed to capture the experts' bounded rationality and enhance the efficiency of emergency response [18]. Furthermore, prospect theory has been used to model and analyze the behavior of active consumers in response to real-time electricity pricing in [19]. While prospect theory provides a valuable framework for modeling the reference-point effect, it does not address the issue of how individuals select the reference point. The selection of an appropriate reference point remains a challenge.

III. THE PROPOSED PREFERENCE MODEL

A. Problem Formulation

In this work, we consider an online shopping platform that contains N individual items, and the platform can package some of these items into bundles to increase sales. Each item i is characterized by two attributes: its price c_i and its value in use ξ_i , and we represent the item i as a tuple $i = (c_i, \xi_i)$. The value in use ξ_i denotes the utility that an item provides by satisfying human wants or serving a practical purpose. For example, an item with more features or of superior quality is perceived to have a higher value in use. Note that the value in use is an inherent characteristic of the item and is independent of whether users purchase or use the item [20].

Consider a user creates a query for an item, and the platform reminds the user that a bundle containing this item is also on sale. We denote the individual item that users intend to purchase as i_m and refer to it as the main item. Mathematically, we represent this item as $i_m = (c_m, \xi_m)$. Furthermore, we use \mathcal{B} to denote the bundle, and $i_1^{\mathcal{B}}, i_2^{\mathcal{B}}, \dots, i_{|\mathcal{B}|-1}^{\mathcal{B}}$ denote additional items included in the bundle. Thus, we have $\mathcal{B} = \{i_m, i_1^{\mathcal{B}}, i_2^{\mathcal{B}}, \dots, i_{|\mathcal{B}|-1}^{\mathcal{B}}\}$, where $|\mathcal{B}|$ is the number of items in the bundle. The individual prices of additional items are $c_1^{\mathcal{B}}, c_2^{\mathcal{B}}, \dots, c_{|\mathcal{B}|-1}^{\mathcal{B}}$, respectively, and the price of the bundle \mathcal{B} is denoted as $c_{\mathcal{B}}$. We assume that $c_{\mathcal{B}} < c_m + c_1^{\mathcal{B}} + \dots + c_{|\mathcal{B}|-1}^{\mathcal{B}}$, indicating that the price of the bundle is lower than the total price of these individual items. Additionally, we assume that $c_{\mathcal{B}} > c_m$, implying that the price of the bundle is higher than the price of the main item. Let $c_{\mathcal{B}} = r (\cdot \sum_{i_k \in \mathcal{B}} c_{i_k})$, where r represents the discount rate. As r decreases, the price of the bundle decreases. Furthermore, we assume that the value of the bundle \mathcal{B} is the sum of the values of all the items included in the bundle, i.e., $\xi_{\mathcal{B}} = \sum_{i_k \in \mathcal{B}} \xi_{i_k}$.

To facilitate the representation of bundles with varying numbers of items, we introduce a fixed-length vector $\mathbf{x}_{\mathcal{B}} \in \{0, 1\}^N$. The length of $\mathbf{x}_{\mathcal{B}}$ is defined as N , and each element in the vector $\mathbf{x}_{\mathcal{B}}$ can only take the values of 0 or 1. If the j -th element in $\mathbf{x}_{\mathcal{B}}$ is 1, it indicates that the bundle \mathcal{B} includes the j -th item. Otherwise, the j -th item is not in the bundle.

In this study, we propose *Probe* to analyze users' cognitive biases within the bundle scenario. Fig. 2 illustrates the proposed Probe framework in a two-item bundle scenario. The input consists of two possible options of "purchasing the main

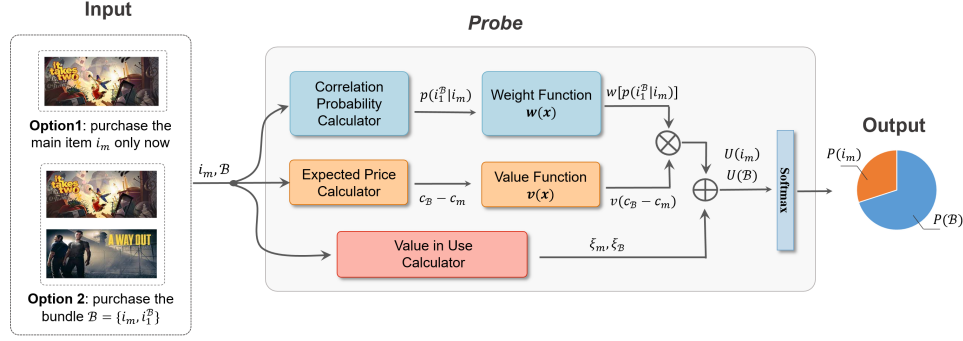


Fig. 2: The proposed *Probe* framework in a two-item bundle scenario.

item i_m only now” and “purchasing the bundle $\mathcal{B} = \{i_m, i_1^B\}$ ”. Given the input, there are three parallel process flows.

- The first process flow addresses users’ projection bias. A correlation probability calculator is used to determine the actual probability that users will require the additional item i_1^B in the future, denoted as $p(i_1^B | i_m)$. If there are more than 3 items in the bundle, we calculate this probability for all additional items as a whole. To model the projection bias, a weight function $w(x)$ is used to compute users’ perceived probability.
- The second process flow addresses the reference-point effect. An expected price calculator is utilized to estimate users’ expected price and compute the difference between the bundle price and the expected price. A value function $v(x)$ is used to evaluate users’ perceived gains or losses based on this difference.
- The third process flow focuses on learning the value in use of the main item and the bundle, i.e., ξ_m and ξ_B .

Next, we combine the outputs of the three process flows to obtain the utility when purchasing the main item only now $U(i_m)$, and the utility when purchasing the bundle $U(\mathcal{B})$. Then, the softmax function is applied to convert these utilities into the probability of selecting the main item $P(i_m)$ and the probability of selecting the bundle $P(\mathcal{B})$. That is,

$$P(i_m) = \frac{\exp[U(i_m)]}{\exp[U(i_m)] + \exp[U(\mathcal{B})]}, \quad \text{and} \quad (1)$$

$$P(\mathcal{B}) = \frac{\exp[U(\mathcal{B})]}{\exp[U(i_m)] + \exp[U(\mathcal{B})]} = 1 - P(i_m).$$

In Fig. 2, issues that need to be addressed include (Q1) how to construct the utility functions, i.e., $U(i_m)$ and $U(\mathcal{B})$, (Q2) how to model projection bias and reference-point effect, and (Q3) how to learn the value in use $\{\xi_i\}$ and the unknown parameters in the three process flows. In the following, we first show our solutions to questions 1 and 2 in a two-item bundle scenario in Section III-B, then extend it to a multi-item bundle scenario in Section III-C, and propose a learning algorithm in Section IV to address question 3.

B. A Simple Two-Item Bundle Scenario

In this section, we use a two-item bundle, i.e., $\mathcal{B} = \{i_m, i_1^B\}$, as an example to illustrate the proposed *Probe* framework. In the following, we first introduce the proposed utility function. Next, we provide an introduction of projection bias modeling. Lastly, we show our model of the reference-point effect.

1) *Definition of the Utility Function:* Let $U(i_m)$ be the utility of purchasing the main item $i_m = (c_m, \xi_m)$ only now. For simplicity, we consider separable utility functions [21], that is,

$$U(i_m) = u_1(c_m) + u_2(\xi_m). \quad (2)$$

and our future work will investigate more complicated utility functions. Here, $u_1(c_m)$ and $u_2(\xi_m)$ are the utility values of paying c_m and receiving the value in use ξ_m now, respectively. Similarly, let $U(\mathcal{B})$ be the utility of purchasing the bundle \mathcal{B} , and we have

$$U(\mathcal{B}) = u_1(c_B) + u_2(\xi_B). \quad (3)$$

To simplify the analysis, in this work, for the utility received from the value in use $u_2(\cdot)$, we employ a simple linear utility function. Specifically, we use $u_2(\xi_m) = \xi_m$ to represent the utility of the main item and $u_2(\xi_B) = \xi_B$ to represent the utility of the bundle. We assume that $u_2(\xi_B) = \xi_B = \xi_m + \xi_{i_1}$. It is worth mentioning that even with this simple linear utility function, simulations show that it gives superior performance when compared to previous approaches. We will investigate more complex functions for $u_2(\cdot)$ in our future work.

In the following, we focus on the analysis of $u_1(\cdot)$, the utility from the price. Note that there are three challenges that complicate the utility functions $u_1(c_m)$ and $u_1(c_B)$.

Addressing the Uncertainties in Users’ Future Need for the Additional Item. First, the price users will spend is a random variable due to the uncertainty associated with their future need for the additional item.

- If a user chooses to purchase the main item individually, there are two possibilities based on his/her future need for the additional item. When the user requires the additional item in the future, he/she will have to purchase it separately at its full price, resulting in a total price of $c_m + c_1$. On the other hand, when he/she does not need the additional item in the future, the price paid is that of the main item c_m only.
- On the contrary, if the user purchases the bundle, the price they spend is fixed at c_B , regardless of whether they will need the additional item in the future or not.

Therefore, one critical issue in our bundle choice problems is estimating users’ actual future need for the additional item in the bundle. In this study, we address this issue by introducing

the probability $p(i_1^B|i_m)$, which represents the likelihood of users requiring item i_1^B after purchasing item i_m . The value of $p(i_1^B|i_m)$ is influenced by the relationship between the main item i_m and the additional item i_1^B . For complementary items, such as a camera and a lens, it is probable that users will need the additional item in the future. In this case, $p(i_1^B|i_m)$ will be close to 1. On the other hand, for substitute items that are seldom purchased together, such as two different brands of cameras, it is unlikely that users will require the additional item in the future. In this case, $p(i_1^B|i_m)$ will be close to 0. We refer to $p(i_1^B|i_m)$ as the *correlation probability* since it reflects the correlation between the main item i_m and the additional item i_1^B . Additionally, we define $p(\bar{i}_1^B|i_m)$ as the probability that users will not need the additional item i_1^B after purchasing i_m , and $p(\bar{i}_1^B|i_m) = 1 - p(i_1^B|i_m)$. In Section IV, we provide details on how to estimate $p(i_1^B|i_m)$ and $p(\bar{i}_1^B|i_m)$ from users' previous purchasing records.

Addressing the Reference-Point Effect. Furthermore, as mentioned in Section I, users' satisfaction in purchasing the main item or bundle depends on the price difference relative to their expected price. The reference-point effect can introduce biases in users' price perceptions. For example, if the user's reference price is buying both the main item and the additional item at full price (that is, $c_m + c_1^B$ in total), then purchasing the bundle at price c_B will give the user a gain of $c_m + c_1^B - c_B$. For different users, their reference prices will be different, and details of reference-point effect modeling is in Section III-B2.

Addressing the Projection Bias. From prospect theory, in our bundle choice problem, users' estimates of their potential gains/losses and the probability of their occurrence are often biased, and people make decisions based on their perceived gains/losses and perceived probability rather than the actual ones. To mathematically model users' perceived gains/losses and perceived probability, prospect theory employs a value function $v(x)$ and a weight function $w(p)$, respectively.

The value function $v(x)$ captures users' biases in perceiving gains and losses, and following the prior work in [4], given x as the difference between the actual price paid and the user's reference price, we let

$$v(x) = \begin{cases} x^{\beta^+}, & \text{if } x \geq 0, \\ -\lambda(-x)^{\beta^-}, & \text{if } x < 0, \end{cases} \quad (4)$$

where $\beta^+, \beta^- \in (0, 1)$ and $\lambda > 1$ are hyper-parameters. Note that $v(0) = 0$, that is, they perceive no loss and no gain at the reference point. When $x > 0$, users perceive gains, and the value function takes the form of x^{β^+} . On the other hand, when $x < 0$, users perceive losses, and the value function becomes $-\lambda(-x)^{\beta^-}$. The value function captures the asymmetry in users' perceptions of gains and losses. Fig. 3 shows an example of the value function with $\beta^+ = \beta^- = 0.3$ and $\lambda = 2$. It exhibits two important characteristics: diminishing value and loss aversion. Diminishing value means that as the value of x increases, the additional gains or losses brought to users by the same magnitude of increment $|\Delta x|$ are diminishing. Loss aversion means that the negative utility perceived from the same amount of loss is greater than the positive utility perceived from the same amount of gain. This is reflected in

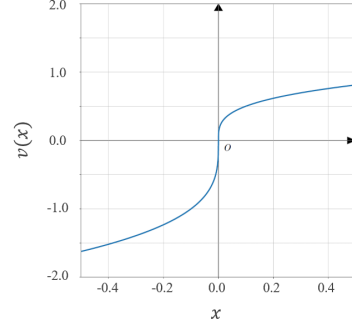


Fig. 3: The value function in prospect theory.

the steeper slope of the value function for negative values of x .

Given the actual probability p that users may or may not need the additional item, the weight function captures the biases in users' perception of probabilities, and $w(p)$ is users' perceived probabilities. More discussions of the weight functions are in Section III-B3. Following the prior work in [4], the weight function has distinct shapes for gains and losses. For gains with $x > 0$, the weight function is denoted as $w^+(p)$. For losses where $x < 0$, the weight function is denoted as $w^-(p)$.

2) *Modeling the Perceived Gains/Losses:* A critical challenge in modeling the reference-point effect is to identify the expected price of users. From real-world bundle purchase experiences, we have observed that platforms typically emphasize the savings that can be obtained by selecting the bundle over the individual item. This approach is intended to make the bundle appear as a superior option and encourage users to select it. Drawing on this observation, we propose that reference points can be established by considering users' different perceptions of thinking about savings or expenses of options. In this work, we consider four different types of users, each corresponding to different modes of reasoning.

Type I: Savings-centered users. This type of user always selects the more expensive option as the reference point and estimates the potential gain (i.e., how much they save) by choosing each possible behavior. In our bundle choice problem, given they will need the additional item in the future, purchasing the bundle at the discounted rate costs c_B , and purchasing the two items separately at full price costs $c_m + c_1^B$. They select the more expensive option as the reference point, and thus, purchasing the bundle gives them an actual gain of $c_m + c_1^B - c_B$, i.e., the amount they save; while purchasing them separately gives them a gain of 0. Similarly, given they will not need the additional item in the future, they select the more expensive option of purchasing the bundle as the reference point. Therefore, purchasing the main item only saves them $c_B - c_m$, while purchasing the bundle gives them a gain of 0.

Type II: Expense-centered users. This type of user is similar to the savings-centered users, while they select the less expensive option as the reference point and estimate the potential loss (i.e., how much more they need to pay) for each possible behavior. In our bundle choice problem, given they will need the additional item in the future, they select the less

expensive option of purchasing the bundle as the reference point. Therefore, purchasing the two items separately will incur an actual loss of $c_m + c_1^B - c_B$, i.e., the extra money they need to pay; while purchasing the bundle gives them a loss of 0. Given they will not need the additional item in the future, purchasing the main item is the reference point. So purchasing the bundle will cost them $c_B - c_m$ more; while purchasing the main item only incurs a loss of 0.

Type III: Main item-centered users. This type of user always uses the option of purchasing the main item now as the reference point and estimates the potential loss or gain of each possible behavior given they will need (or do not need) the additional item in the future. In our problem, given they will need the additional item in the future, the reference point is they purchase the main item now at price c_m and purchase the additional item in the future at full price c_1^B . Therefore, their actual gain is $c_m + c_1^B - c_B$ if they purchase the bundle; while if they purchase the main item now, they receive no loss and no gain. Given they will not need the additional item in the future, their reference point is purchasing the main item at price c_m . If they purchase the bundle, their actual loss is $c_B - c_m$; while they perceive no gain and no loss if they purchase the main item only.

Type IV: Bundle-centered users. This type of user is similar to the Type III user, while they always use purchasing the bundle as the reference point. In our problem, given they will need the additional item in the future, the reference point is they purchase the bundle at price c_B . Therefore, their actual loss is $c_m + c_1^B - c_B$ if they purchase the main item now; while if they purchase the bundle, they receive no loss and no gain. Given they will not need the additional item in the future, their reference point is purchasing the bundle at price c_B . If they purchase the bundle, they receive no gain and no loss; while their actual gain is $c_B - c_m$ if they purchase the main item only.

Given the above analysis of the reference point and users' actual gains/losses, we can use the value function $v(\cdot)$ in (4) to find users' perceived gains/losses.

3) *Modeling the Perceived Probabilities:* Given $p(i_1^B|i_m)$, the challenge in projection bias modeling is to select appropriate weight functions $w^+(p)$ and $w^-(p)$ to model bias in users' perception of probabilities. It is essential to highlight the distinction between projection bias and users' biased behaviors in the commonly studied gambling [4] and emergency decision-making scenarios [18]. These differences manifest in two key aspects. First, projection bias commonly arises in inter-temporal choices, where users face the challenge of weighing present costs against future benefits. In contrast, in gambling or emergency decision-making scenarios, users base their choices solely on immediate costs and benefits. Moreover, projection bias and users' behaviors in gambling or emergency decision-making scenarios exhibit distinct bias modes. According to studies [3], [6], projection bias can lead to either overestimation or underestimation of users' future needs. For example, in our bundle choice problem, the occurrence of overestimation or underestimation depends on factors such as users' individual characteristics or the marketing strategy employed, and it is independent of the

magnitude of the probability. In contrast, in gambling or emergency decision-making scenarios, the biases in users' estimates are related to the magnitude of the probability. This manifests as an overestimation of small probabilities and an underestimation of large probabilities.

Taking into account the aforementioned distinctions, we propose a new weight function to capture users' perceived future preferences in the presence of projection bias for the bundle choice problem. Our proposed weight function is a power function, chosen for its simplicity and ability to differentiate between overestimation and underestimation scenarios. Specifically, the weight functions are defined as

$$w^+[p(i_1^B|i_m)] = p(i_1^B|i_m)^{\alpha^+}, \quad w^-[\bar{p}(\bar{i}_1^B|i_m)] = \bar{p}(\bar{i}_1^B|i_m)^{\alpha^-}. \quad (5)$$

Here, $w^+[p(i_1^B|i_m)]$ and $p(i_1^B|i_m)$ represent users' perceived probability and the true probability of users needing the additional item in the future, respectively. Similarly, $w^-[\bar{p}(\bar{i}_1^B|i_m)]$ and $\bar{p}(\bar{i}_1^B|i_m)$ represent users' perceived probability and the true probability of users not needing the additional item in the future. The parameters α^+ and α^- denote the degree of deviation in the estimated future preference from the actual one and are referred to as the positive and negative bias coefficients, respectively. An example of the new weight function is shown in Fig. 4. Note that when $\alpha^+ = \alpha^- = 1$, we have $w^+[p(i_1^B|i_m)] = p(i_1^B|i_m)$ and $w^-[\bar{p}(\bar{i}_1^B|i_m)] = \bar{p}(\bar{i}_1^B|i_m)$, and there is no projection bias where the perceived probabilities are the same as the actual ones. When α^+ or α^- is greater than 1, it signifies an underestimation of $p(i_1^B|i_m)$ in users' perceived probabilities, with a larger value indicating a greater bias. Conversely, when α^+ or α^- is less than 1, it indicates an overestimation of $p(i_1^B|i_m)$ in users' perceived probabilities, with a smaller value corresponding to a larger bias due to overestimation.

Note that the sum of the weight function values may not equal 1, i.e., $w^+[p(i_1^B|i_m)] + w^-[\bar{p}(\bar{i}_1^B|i_m)] \neq 1$. This deviation from strict probabilistic reasoning is a result of projection bias in users' perceived probabilities, similar to observations in prior works on prospect theory [4]. Furthermore, although we do not impose any restrictions on the relationship between α^+ and α^- in our model, our experiment results in Section VI-C demonstrate an inverse relationship between α^+ and α^- , where a larger value of α^- often corresponds to a smaller value of α^+ . That is, when individuals overestimate $p(i_1^B|i_m)$, they often underestimate $\bar{p}(\bar{i}_1^B|i_m)$. This observation aligns with human intuition [18].

Note that projection bias is not the same across users or items. To capture the variation in projection bias across users and items, we let

$$\alpha^+ = (\alpha_u^+ + \alpha_{i_m}^+)/2, \quad \alpha^- = (\alpha_u^- + \alpha_{i_m}^-)/2. \quad (6)$$

Here, α_u^+ and α_u^- represent the impact of a user's characteristics on the biases, while $\alpha_{i_m}^+$ and $\alpha_{i_m}^-$ represent the impact of the main item on the biases. We refer to α_u^+ and α_u^- as the user's positive and negative bias coefficient, respectively, and refer to $\alpha_{i_m}^+$ and $\alpha_{i_m}^-$ as the item's positive and negative bias coefficient, respectively. The proposed weight function

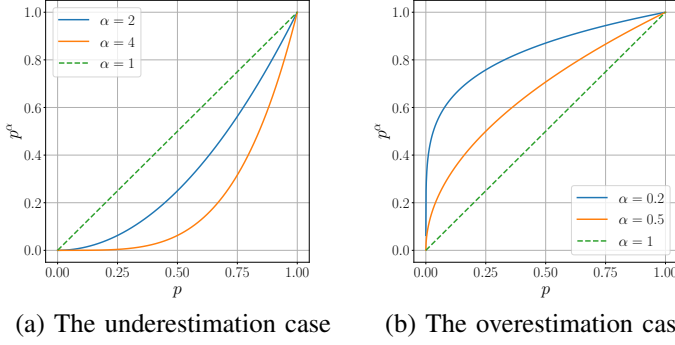


Fig. 4: The proposed weight function in the bundle choice scenario.

and bias coefficients offer a method to model users' perceived probabilities in a personalized manner.

4) *The Utility Functions and the Probabilities of Selecting the Main Item/Bundle:* Given the above analysis of the reference point selection and the projection bias, we can calculate the utility values $u_1(c_m)$ and $u_1(c_B)$ for different types of users in Section III-B2. Taking the example of savings-centered users, when they anticipate needing the additional item in the future, their perceived gains from purchasing the bundle are $v(c_m + c_1^B - c_B)$, and their perceived gain/loss from purchasing the main item only now is 0 as $v(0) = 0$. On the other hand, when these users do not expect to require the additional item in the future, their perceived gains from purchasing the main item is i_m is $v(c_B - c_m)$, and they perceive no gain and no loss if they purchase the bundle. By combining the value function with our proposed weight function, the utility values in terms of price are

$$\begin{aligned} u_1(c_m) &= w^- [p(\bar{i}_1^B|i_m)] \cdot v(c_B - c_m), \\ u_1(c_B) &= w^+ [p(i_1^B|i_m)] \cdot v(c_m + c_1^B - c_B). \end{aligned} \quad (7)$$

Due to page limit, the utility values in terms of price for other three types of users are provided in the supplementary file. Similarly, for expense-centered users, the utility values in terms of price are

$$\begin{aligned} u_1(c_m) &= w^+ [p(i_1^B|i_m)] \cdot v(c_B - c_m - c_1^B), \\ u_1(c_B) &= w^- [p(\bar{i}_1^B|i_m)] \cdot v(c_m - c_B). \end{aligned} \quad (8)$$

For bundle-centered users, the utility values in terms of price are

$$\begin{aligned} u_1(c_m) &= 0, \quad u_1(c_B) = w^+ [p(i_1^B|i_m)] \cdot v(c_m + c_1^B - c_B) \\ &\quad + w^- [p(\bar{i}_1^B|i_m)] \cdot v(c_m - c_B). \end{aligned} \quad (9)$$

For main item-centered users, the utility values in terms of price are

$$\begin{aligned} u_1(c_B) &= 0, \quad u_1(c_m) = w^+ [p(i_1^B|i_m)] \cdot v(c_B - c_m - c_1^B) \\ &\quad + w^- [p(\bar{i}_1^B|i_m)] \cdot v(c_B - c_m). \end{aligned} \quad (10)$$

Given the above $u_1(c_m)$ and $u_1(c_B)$, note that we let $u_2(\xi_m) = \xi_m$ and $u_2(\xi_B) = \xi_B$ as stated in Section III-B,

we can use Eq. (2) and Eq. (3) to obtain $U(i_m)$ and $U(B)$, respectively, and use Eq. (1) to obtain $P(i_m)$ and $P(B)$.

C. The Multi-Item Bundle Scenario

In this section, we address the multi-item bundle scenario where $B = \{i_m, i_1^B, i_2^B, \dots, i_{|B|-1}^B\}$ with $|B| > 2$. We extend the proposed *Probe* method from the two-item bundle scenario to handle this case. The utility functions in the multi-item bundle scenario remain the same as those in the two-item bundle scenario. Specifically, we calculate the utility value of the main item i_m using Eq. (2), and the utility value of the bundle B using Eq. (3).

The challenge in the multi-item bundle scenario lies in dealing with users' future needs for multiple additional items. One intuitive approach is to discuss users' future needs for each additional item separately and list all possible combinations. However, the complexity of this approach grows exponentially, i.e. when the number of additional items is $|B| - 1$, there are $2^{|B|-1}$ combinations to consider. Thus it is impractical for bundles with more than 10 items, which is common in scenarios such as game bundles or music bundles.

In this work, we consider the simple scenario where users choose between the following two options: either purchasing the entire bundle with all $|B|$ items or purchasing the main item i_m only. We ignore all other possible combinations of the items and plan to investigate effective algorithms to reduce the computation cost in our future work. We introduce a virtual item i_v^B that represents the combined effect of all additional items in the bundle. The price of the virtual item i_v^B is set to be the sum of the prices of all additional items, denoted as $c_v^B = \sum_{j=1}^{|B|-1} c_j^B$, and its value in use is the sum of the values in use of all additional items, denoted as $\xi_v^B = \sum_{j=1}^{|B|-1} \xi_j^B$. In this case, we can simply replace the additional item i_1^B in the two-item bundle with the virtual item i_v^B in the multi-item scenario. This simplification allows us to apply the same framework and methodologies to model projection bias and the reference-point effect in both scenarios.

Specifically, to model projection bias, $p(i_v^B|i_m)$ is the probability that users will require the virtual item i_v^B after purchasing the main item i_m , and we have $p(\bar{i}_v^B|i_m) = 1 - p(i_v^B|i_m)$. The estimation of the probability $p(i_v^B|i_m)$ is in Section IV. We apply the weight function in Eq. (5) to calculate users' perceived probabilities. Moreover, to model for the reference-point effect, we use the same four methods proposed in the two-item bundle scenario to determine users' expected price, where the price of the additional item c_1^B is replaced with the price of the virtual item c_v^B . Subsequently, we apply the value function in Eq. (4) to calculate users' perceived gains or losses. For example, in the case of savings-centered users, the utility functions in the multi-item bundle scenario can be formulated as follows

$$\begin{aligned} U(i_m) &= w^- [p(\bar{i}_v^B|i_m)] \cdot v(c_B - c_m) + \xi_{i_m}, \\ U(B) &= w^+ [p(i_v^B|i_m)] \cdot v(c_m + c_v^B - c_B) + \xi_B. \end{aligned} \quad (11)$$

For other types of users, the analysis of $U(i_m)$ and $U(B)$ are the same and omitted.

IV. THE LEARNING ALGORITHM

Given the above framework, we introduce our proposed learning algorithm to learn the parameters in the model. In our proposed *Probe*, there are three sets of parameters that need to be learned: (1) the correlation probability $p(i_1^B|i_m)$ in the two-item bundle scenario and $p(i_v^B|i_m)$ in the multi-item bundle scenario; (2) the value in use of each item ξ_i ; and (3) four bias coefficients, including the positive and negative bias coefficients of each user, i.e., α_u^+ and α_u^- , as well as the positive and negative bias coefficients of each item, i.e., α_i^+ and α_i^- . We utilize the example of savings-centered users to demonstrate the proposed learning algorithm. This method is also applicable to the other three types of users. To estimate these parameters, we first illustrate the estimation of the correlation probability and use $p(i_v^B|i_m)$ as an example. The same method can also be used to estimate $p(i_1^B|i_m)$. We then present our proposed learning algorithm to estimate the remaining parameters.

A. Estimation of the Correlation Probability $p(i_v^B|i_m)$

When estimating users' future need for the additional item $p(i_v^B|i_m)$, there are two issues to address. First, different users have different needs for the additional item, and thus, $p(i_v^B|i_m)$ will vary from person to person. However, in practical applications, the available information usually pertains to the items or bundles that users have purchased, while details such as users' income, consumption level, and individual characteristics often remain inaccessible. This makes it difficult to accurately estimate users' personal preferences for different items or bundles. In this work, we estimate and use the correlation probability averaged over the entire population in our analysis, and we will explore personal correlation probabilities in our future investigations.

The platform often needs to generate new bundles to fulfill users' dynamic interests. This requires that the estimation of $p(i_v^B|i_m)$ be applied not only to the existing bundles in the training data but also to the new bundles that are not in the training data. However, previous approaches, like the BPR method [11], BGCN [12] and CrossCBR [13], typically have limitations in generating vector representations for new bundles and in predicting users' preferences for new bundles.

To address this challenge, we assume that the estimation of the associated probability $p(i_v^B|i_m)$ should depend on the individual items in the bundle and their relationships. The binary vector $\mathbf{x}_B \in \{0, 1\}^N$ represents the individual items contained in the bundle. Given \mathbf{x}_B , we first mathematically model the relationship between \mathbf{x}_B and the associated probability $p(i_v^B|i_m)$, and then propose a strategy to learn the unknown parameters from users' historical transaction records. Details of the two steps are discussed below.

1) *Modeling the relationship between $p(i_v^B|i_m)$ and \mathbf{x}_B* : To study $p(i_v^B|i_m)$, we initially define the "co-purchase" of item i_j and i_j as the situation where both items have been purchased by the same user. This includes cases where the user first purchases item i_j and then purchases item i_j , as well as cases where the user purchases a bundle containing both i_j and i_k . We compute the co-purchase matrix $\mathbf{F} \in \mathbb{R}^{N \times N}$ from users'

previous shopping records. Here, \mathbf{F}_{jk} , with $j \neq k$, represents the number of co-purchases between the j -th and k -th items. As for diagonal elements, we set $\mathbf{F}_{jj} = 0$ to avoid self-co-purchase counts.

It is important to note that the elements in matrix \mathbf{F} exhibit a high degree of divergence, which may pose gradient vanishing or exploding problem when using the sigmoid function as the activation function during training [22]. To mitigate the aforementioned challenge, we adopt a standard technique known in graph theory to normalize the co-purchase matrix \mathbf{F} [23]. Specifically, we normalize the matrix \mathbf{F} as follows

$$\mathbf{R} = \mathbf{D}^{-\frac{1}{2}} \mathbf{F} \mathbf{D}^{-\frac{1}{2}}, \quad (12)$$

where \mathbf{D} is the degree matrix of \mathbf{F} . The matrix \mathbf{D} is a diagonal matrix, where each element on the diagonal is the sum of all the elements in the corresponding row or column of \mathbf{F} , i.e., $\mathbf{D}_{jj} = \sum_k \mathbf{F}_{jk}$.

Given the normalized co-purchase matrix \mathbf{R} , we model the relationship between the correlation probability $p(i_v^B|i_m)$ and \mathbf{x}_B as

$$p(i_v^B|i_m) = \sigma \left[(\mathbf{x}_B \odot \Phi_m)^T \cdot \mathbf{R}_m + b \right]. \quad (13)$$

Here, the vector \mathbf{R}_m denotes the column in the normalized co-purchased matrix \mathbf{R} that corresponds to the main item i_m . It is important to note that a higher frequency of co-purchases between two items usually indicates a higher correlation probability, but the degree of correlation between different item pairs may vary. For example, diapers and baby wipes are frequently purchased together and exhibit a substantial correlation. This phenomenon arises from their common usage in tandem during diaper changes for infants. On the other hand, for the example of diapers and beer, a classic case often cited in data analysis [24], although these items have been observed to be co-purchased frequently, they possess a notably lower correlation. One commonly suggested interpretation for the co-purchase behavior is that when men purchase diapers, they may reward themselves with a beer [24]. In this work, we introduce a weight matrix $\{\Phi\} \in \mathbb{R}^{N \times N}$ to model the varying strengths of this correlation between different item pairs, with larger weights indicating that the co-purchases of the two corresponding items contribute more to the estimation of the correlation probability than other item pairs. The vector Φ_m is the column vector in the matrix Φ that corresponds to the main item. The operation \odot is the element-wise product (Hadamard product). In (13), the term $\mathbf{x}_B \odot \Phi_m$ calculates the weights between the main item and the additional items in the bundle. The expression $(\mathbf{x}_B \odot \Phi_m)^T \cdot \mathbf{R}_m$ computes the weighted sum of the normalized co-purchase counts between the additional items and the main item. Furthermore, $b \in \mathbb{R}$ is the bias term, and the sigmoid function $\sigma(x) = 1/[1 + \exp(-x)]$ is used to confine the output value within the range $[0, 1]$.

2) *Learning unknown parameters in $p(i_v^B|i_m)$* : In our work, we propose to formulate the estimation of Φ and b as a regression problem, i.e., estimating Φ and b by minimizing the difference between the estimated and the true values of $p(i_v^B|i_m)$. In the training stage, we employ Ridge regression [25], a well-known linear regression technique, to optimize the

Algorithm 1 The Proposed Learning Algorithm

input: The number of training data K , the number of iterations T , and Φ, b ,
output: $\alpha_u^+, \alpha_i^+, \alpha_u^-, \alpha_i^-$ and ξ_i
 1: initialize $\alpha_u^+, \alpha_i^+, \alpha_u^-, \alpha_i^-$ and ξ_i
 2: **for** $t = 1, 2, \dots, T$ **do**
 3: Shuffle the order of training data
 4: **for** $k = 1, 2, \dots, K$ **do**
 5: Compute $p(i_v^B | i_m)$ according to Eq. (13)
 6: Compute $P(\mathcal{B})$ and $P(i_m)$ according to Eq. (1)
 7: Compute the gradients and update these parameters
 8: **end for**
 9: **end for**

parameters Φ and b . Ridge regression aims to minimize the sum of squared errors between the predicted values and the target values, while additionally incorporating a penalty term that discourages the emergence of large parameter values.

In this regression problem, the estimated value of the correlation probability $p(i_v^B | i_m)$ can be computed using Eq. (13), but the true value is difficult to obtain. To address this difficulty, we assume that the true value of $p(i_v^B | i_m)$ can be approximated by the ratio of the number of joint purchases of the virtual item i_v^B and the main item i_m to the number of purchases of the main item only i_m . In addition, we assume that the joint purchases of the virtual item i_v^B and the main item i_m in the training data can be approximated by the purchases of the bundle \mathcal{B} . Specifically, assume that $M(i_m)$ and $M(\mathcal{B})$ are the number of purchases of the main item i_m and the bundle \mathcal{B} in the training data, respectively. We use the ratio $M(\mathcal{B})/M(i_m)$ to approximate the true value of $p(i_v^B | i_m)$. We will investigate more accurate methods to determine the true value of $p(i_v^B | i_m)$ in our future work. Note that the true value is only needed in the training stage, and in the testing stage, we compute the probability $p(i_v^B | i_m)$ using Eq. (13).

B. Learning Items' Value In Use and the Bias Coefficients

Given the parameters Φ and b , we propose the learning algorithm in Algorithm 1 to estimate the value in use of each item ξ_i , as well as the four bias coefficients, $\alpha_u^+, \alpha_u^-, \alpha_i^+, \alpha_i^-$.

1) *The Training Stage:* In our study, we employ the commonly used cross entropy function in the binary classification problem as our loss function. It quantifies the average discrepancy between the actual and predicted probability distributions, which is given by

$$L = -\frac{1}{K} \sum_{k=1}^K \{y_{\mathcal{B}}^k \log [P(\mathcal{B})] + y_{i_m}^k \log [P(i_m)]\}, \quad (14)$$

where K is the number of records in the training dataset. In Eq. (14), in the k -th transaction record, $y_{\mathcal{B}}^k = 1$ and $y_{i_m}^k = 0$ when a user purchases the bundle, and $y_{\mathcal{B}}^k = 0$ and $y_{i_m}^k = 1$ when the user purchases the main item only. Additionally, due to a large number of samples in the training set, utilizing the gradient descent method will result in high computational overhead as it requires gradients for all samples. To accelerate the training speed, this work employs stochastic gradient descent [26] as

the optimization algorithm. Specifically, during each iteration, we randomly select a single data point, compute the gradients of the relevant parameters, and update them accordingly. We repeat this process over the training data for a total of T times.

In the following, we use the parameter α_u^+ and savings-centered users as an example to show the parameter update process. Similar update rules can be applied to other parameters and other types of users, and details can be found in the supplementary file. To update the value of α_u^+ for savings-centered users, a single data point is randomly chosen, and the following update rule is employed

$$\alpha_u^+(t+1) = \alpha_u^+(t) - \eta \cdot \nabla \alpha_u^+(t), \text{ where} \quad (15)$$

$$\nabla \alpha_u^+(t) = \frac{1}{2} [P^t(\mathcal{B}) - y_{\mathcal{B}}] \cdot u_1^t(c_{\mathcal{B}}) \cdot \ln [p(i_v^B | i_m)].$$

In (15), $\alpha_u^+(t)$ and $\alpha_u^+(t+1)$ represent the values of α_u^+ in the t -th and $(t+1)$ -th iterations, respectively. $\nabla \alpha_u^+(t)$ is the gradient of α_u^+ in the t -th iteration, and its derivation can be found in the supplementary file. η is the learning parameter that requires careful tuning to ensure effective convergence of the optimization process. $P^t(\mathcal{B})$ is the predicted probability of selecting the bundle in the t -th iteration, and $u_1^t(c_{\mathcal{B}})$ is the computed utility of the bundle in the t -th iteration. The correlation probability $p(i_v^B | i_m)$ is calculated using Eq. (13) with the optimized Φ and b .

2) *The Testing Stage:* During the testing stage, given the learned parameters, when presented with two possible options, i.e., purchasing the main item i_m only or purchasing the bundle \mathcal{B} , the following steps are carried out. First, given the normalized co-purchase matrix \mathbf{R}_m and the parameters Φ and b , we represent the new bundle \mathcal{B} using its vector form $\mathbf{x}_{\mathcal{B}}$, and use (13) to predict the correlation probability $p(i_v^B | i_m)$. Then, we use the utility functions in Section III-B to compute the utility values $U(i_m)$ and $U(\mathcal{B})$ using the learned value in use ξ_i and the four bias coefficients $\alpha_u^+, \alpha_u^-, \alpha_i^+$, and α_i^- . Finally, we use (1) to compute the probabilities $P(i_m)$ and $P(\mathcal{B})$, and the option with the highest probability is considered users' preferred choice.

V. THEORETICAL ANALYSIS OF THE PROPOSED *Probe*

In this section, we theoretically analyze the impact of projection bias on the design of bundle sales strategies. We specifically focus on two important issues: (1) whether users with a higher projection bias are more inclined to purchase bundles; and (2) given the main item, how to select additional items to optimize the probability of users selecting the bundle. To facilitate our analysis, we use the two-item bundle scenario as an example, and we will explore the multi-item bundle scenario in the future. In this section, we consider savings-centered users as an example, and our analysis can be extended to other types of users.

A. Positive Correlation Between Projection Bias and $P(\mathcal{B})$

Consider users who are faced with a choice between an item i_m and a bundle $\mathcal{B} = \{i_m, i_1^B\}$, where $c_{\mathcal{B}} - c_m > 0$ and $c_m + c_1^B - c_{\mathcal{B}} > 0$. From (5), users with a higher projection bias tend to overestimate the probability that they will need

the additional items (i.e., $p(i_1^B|i_m)$) and underestimate the probability that they will not need the additional items (i.e., $p(\bar{i}_1^B|i_m)$).

Following the discussion in Section III-B3, we use α_u^+ and α_u^- to quantify users' projection bias, as smaller values of α_u^+ and larger values of α_u^- indicate a higher projection bias. We assume that α^+ has a negative correlation with α^- , which will be validated in Section VI-C. Specifically, according to Eq. (5), users with a higher projection bias tend to overestimate the probability that they will need the additional items (i.e., $p(i_1^B|i_m)$) and underestimate the probability that they will not need the additional items (i.e., $p(\bar{i}_1^B|i_m)$). In order to analyze the relationship between the probability that users will select the bundle $P(\mathcal{B})$ and the values of α_u^+ and α_u^- , we have Theorem 1. The proof of Theorem 1 can be found in the supplementary file. Theorem 1 shows that $P(\mathcal{B})$ is a decreasing function of α_u^+ and an increasing function of α_u^- , and that users with a higher projection bias are more likely to purchase the bundle. The insights derived from Theorem 1 are consistent with the experimental observations outlined in Section VI-C. These findings provide valuable insights for the design of bundle sales strategies. For instance, platforms can estimate users' projection bias and target those with higher projection bias for effective bundle promotions.

Theorem 1. Given an item i_m and a bundle $\mathcal{B} = \{i_m, i_1^B\}$ where $c_B - c_m > 0$ and $c_m + c_1^B - c_B > 0$, we have

$$\begin{aligned} \frac{\partial P(\mathcal{B})}{\partial \alpha_u^+} &= \frac{1}{2} \cdot P(\mathcal{B})P(i_m)u_1(c_B) \cdot \ln[p(i_1^B|i_m)] < 0, \\ \frac{\partial P(\mathcal{B})}{\partial \alpha_u^-} &= -\frac{1}{2} \cdot P(\mathcal{B})P(i_m)u_1(c_m) \cdot \ln[p(\bar{i}_1^B|i_m)] > 0. \end{aligned} \quad (16)$$

That is, $P(\mathcal{B})$ is a decreasing function of α_u^+ , and is an increasing function of α_u^- .

B. Appropriate Additional Items for Bundle Sales

In this section, given the main item, we study which additional item should be put in the bundle \mathcal{B} to maximize the probability that users select the bundle. Specifically, we study the impact of the correlation probability $p(i_1^B|i_m)$ and the price on the probability that users choose the bundle $P(\mathcal{B})$.

We first analyze the relationship between the probability $P(\mathcal{B})$ and the correlation probability $p(i_1^B|i_m)$, and we have Theorem 2 whose proof is in the supplementary file. Theorem 2 emphasizes that, in order to increase the probability of users selecting the bundle $P(\mathcal{B})$, the platform should choose an additional item that has a high correlation probability with the main item $p(i_1^B|i_m)$.

Theorem 2. Given the main item i_m and a bundle $\mathcal{B} = \{i_m, i_1^B\}$ where $c_B - c_m > 0$ and $c_m + c_1^B - c_B > 0$, we have

$$\begin{aligned} \frac{\partial P(\mathcal{B})}{\partial p(i_1^B|i_m)} &= P(\mathcal{B})P(i_m) \cdot \left\{ \frac{\alpha_u^+ + \alpha_{i_m}^+}{2} \cdot u_1(c_B) \cdot [p(i_1^B|i_m)]^{-1} \right. \\ &\quad \left. + \frac{\alpha_u^- + \alpha_{i_m}^-}{2} \cdot u_1(c_m) \cdot [1 - p(i_1^B|i_m)]^{-1} \right\} > 0, \end{aligned} \quad (17)$$

and $P(\mathcal{B})$ is an increasing function of the correlation probability $p(i_1^B|i_m)$.

Furthermore, we fix the bundle discount rate r and analyze the relationship between the probability $P(\mathcal{B})$ and the price of the additional item c_1^B , and our findings are in Theorem 3.

Theorem 3. Consider the bundle \mathcal{B} with a fixed discount rate r that satisfies $r > c_m / \sum_{i_k \in \mathcal{B}} c_{i_k}$ (i.e., $c_B - c_m > 0$) and $r < 1$ (i.e., $c_m + c_1^B - c_B > 0$). Define

$$\mathcal{A} := \frac{1 - \beta^+}{\sqrt{\frac{[p(\bar{i}_1^B|i_m)]^{(\alpha_u^- + \alpha_{i_m}^-)/2}}{[p(i_1^B|i_m)]^{(\alpha_u^+ + \alpha_{i_m}^+)/2}}}} > 0, \quad r_0 := \frac{1}{1 + \mathcal{A}^{\frac{1 - \beta^+}{\beta^+}}}, \quad (18)$$

$$\text{and } \kappa := \frac{\left[(1 - r) + \mathcal{A} \cdot \frac{1 - \beta^+}{\sqrt{\frac{r}{(1 - r)^{\beta^+}}}} \right]}{r \cdot \left[1 - \mathcal{A} \cdot \left(\frac{r}{1 - r} \right)^{\frac{\beta^+}{1 - \beta^+}} \right]}.$$

We can then draw the following conclusions.

- If $r < r_0$, then we have $\kappa > 0$, and

$$\begin{aligned} \frac{\partial P(\mathcal{B})}{\partial c_1^B} &< 0 \quad \text{when } c_1^B < \kappa \cdot c_m, \quad \text{and} \\ \frac{\partial P(\mathcal{B})}{\partial c_1^B} &> 0 \quad \text{when } c_1^B > \kappa \cdot c_m. \end{aligned} \quad (19)$$

- If $r > r_0$, then we have $\kappa < 0$, and

$$\frac{\partial P(\mathcal{B})}{\partial c_1^B} < 0 \quad \text{when } c_1^B \in (0, +\infty) \quad (20)$$

From (19) and (20), we observe that the partial derivative $\partial P(\mathcal{B}) / \partial c_1^B$ exhibits different behaviors depending on whether r is below or above the threshold r_0 . Specifically,

- when r is below the threshold r_0 , as c_1^B increases, the probability $P(\mathcal{B})$ first decreases and then increases, and $c_1^B = \kappa \cdot c_m$ is the turning point. At this turning point, the probability of users purchasing the bundle is the lowest. That is, when the price of the additional item is significantly less than or greater than $\kappa \cdot c_m$, the probability of users purchasing the bundle is higher.
- On the other hand, when r is above the threshold, the probability $P(\mathcal{B})$ is a decreasing function of $c_1^B = \kappa \cdot c_m$. In other words, when the discount is small, a lower price for the additional item leads to a higher probability of users purchasing the bundle.

Moreover, we analyze the impact of projection bias, i.e., α_u^+ and α_u^- , on the threshold r_0 and the turning point $\kappa \cdot c_m$. To simplify the analysis, we assume that the item positive bias coefficient and item negative bias coefficient are equal to 0, i.e., $\alpha_{i_m}^+ = \alpha_{i_m}^- = 0$, and we observe the same trend for other values of $\alpha_{i_m}^+$ and $\alpha_{i_m}^-$.

- First, we consider users without projection bias with $\alpha_u^- = \alpha_u^+ = 1$, and define $\mathcal{A}^{wo} := \mathcal{A}|_{\alpha_u^- = \alpha_u^+ = 1}$, $r_0^{wo} := r_0|_{\alpha_u^- = \alpha_u^+ = 1}$ and $\kappa^{wo} := \kappa|_{\alpha_u^- = \alpha_u^+ = 1}$.
- Next, we consider users with projection bias with $\alpha_u^- > 1$ and $\alpha_u^+ < 1$. Define $\mathcal{A}^w := \mathcal{A}|_{\alpha_u^- > 1, \alpha_u^+ < 1}$, $r_0^w := r_0|_{\alpha_u^- > 1, \alpha_u^+ < 1}$ and $\kappa^w := \kappa|_{\alpha_u^- > 1, \alpha_u^+ < 1}$.

It is easy to show that $\mathcal{A}_w < \mathcal{A}_{wo}$, and $r_0^w > r_0^{wo}$. This implies that the threshold r_0 is higher when projection bias is taken into account. Furthermore, we have $\kappa_w < \kappa_{wo}$, indicating that the turning point is lower when projection bias is considered. This highlights the importance of accounting for projection bias in understanding the behavior of users and designing effective bundle sales strategies.

VI. EXPERIMENTS

In this section, we first describe the experimental setups. Then, we present the performance comparisons and analyze the effects of parameter selections. Finally, we provide a qualitative analysis of users' projection bias.

A. Experimental Setup

Dataset Description. We evaluate the performance of our proposed *Probe* model using the Steam dataset [11]. The Steam dataset is a comprehensive dataset that provides information on users' purchase and interaction behaviors with both individual games and bundles. Statistical information of the dataset and additional data preprocessing steps are provided in supplementary file.

Evaluation Metrics. In this work, we adopt the classic binary classification metrics to evaluate the performance of *Probe*, where the positive class is defined as bundle purchases and the negative class as individual game purchases.

We use the confusion matrix shown in Table I to calculate the precision, recall and F1 score, where

$$\begin{aligned} \text{precision} &= \frac{TP}{TP + FP}, \quad \text{recall} = \frac{TP}{TP + FN}, \\ \text{and } F1 &= \frac{2 \cdot \text{precision} \cdot \text{recall}}{\text{precision} + \text{recall}}. \end{aligned} \quad (21)$$

Precision measures the accuracy of the model's positive predictions, and recall measures the model's ability to identify positive instances correctly. F1 score is the harmonic mean of precision and recall, providing a balanced measure between the two metrics. We primarily focus on F1 score as a comprehensive metric for evaluating the performance of the *Probe*.

Baseline Methods. In this work, we compare the performance of our proposed *Probe* with several baseline methods. Note that the linear bias model [3], which requires the true values of users' future preferences to be known, is not applicable in our setting. Therefore, we do not include the linear bias model in the baseline methods.

- Frequency-based method, where we assume that the probability of a user selecting the bundle in the testing set is the same as the frequency observed in the training set.
- Binary classification-based methods: Classic methods in this category include Naive Bayes Classifier [27], Support Vector Machines (SVM) [28], Gradient Boosting Decision Trees (GBDT) [29], and AdaBoost [30]. Among these classifiers, AdaBoost achieves the best performance, thus, we show the results of AdaBoost as an example.
- Learning-to-rank methods including RankSVM [31] and RankNet [32].

- Bundle recommendation methods including BPR method [11], BGCN [12], and CrossCBR [13].

Detailed implementation of these methods can be found in the supplementary file.

B. Experimental results

1) *The Overall Performance:* The evaluation of the proposed *Probe* method is performed using 5-fold cross-validation, and the process is repeated five times with different initial conditions. Furthermore, when considering all users as savings-centered users, it achieves the highest F1 score. Therefore, we employ this scenario as a benchmark in all our experiments, and more discussions of the reference-point model are presented in Section VI-B3. The average results are presented in Table II. Among the baseline methods, BGCN exhibits the highest recall but low precision, while AdaBoost achieves the highest precision but low recall. RankNet has the best performance in terms of the *F1* score among all the baseline methods. Note that bundle recommendation methods such as BPR, BGCN, and CrossCBR solely rely on user-bundle and user-item interaction data, omitting crucial item and bundle features like prices. In contrast, RankNet and AdaBoost leverage these features, leading to their superior performance compared to the bundle recommendation methods. Impressively, the proposed *Probe* exhibits a 2% improvement in the *F1* metric compared to RankNet, achieving the highest *F1* score among all methods and effectively balancing precision and recall. Moreover, the proposed *Probe* explicitly models users' decision-making processes within the bundle choice problem, endowing it with enhanced interpretability compared to previous works. Additionally, histograms of the predicted $P(i_m)$ and $P(B)$ and the effect of the training data length can be found in the supplementary file.

2) *Evaluation of the Projection Bias Model:* To validate our proposed personal projection bias model, we conduct experiments with different settings of α^+ and α^- . The results are shown in Table III.

First, we investigate whether users have projection bias. We compare the performance of two sets of α^+ and α^- . In the first set labeled as "W-I" in Table III, we assume users have personal projection bias, and use (6) to obtain personalized α^+ and α^- for each user. In the second set named "W-II" in Table III, we assume users do not have projection bias and set $\alpha^+ = \alpha^- = 1$. Comparing the F1 scores of W-I and W-II, we find that W-I gives a higher *F1* score, indicating that projection bias indeed exists in users' decision-making process.

Next, we study whether the projection bias is fixed for all users and considered two more scenarios labeled as "W-III" and "W-IV" in Table III. In W-III, we assume that all users always overestimate their needs for items, and α^+ and α^- are the same for all users. Similarly, in W-IV, we assume that all users always underestimate their needs for items, and α^+ and α^- are the same for all users. Comparing the F1 scores of W-I, W-III, and W-IV, we find that W-I achieves the highest accuracy. These results indicate that users' projection bias varies from person to person.

TABLE I: The confusion matrix

the real choice \ the predicted choice	the predicted choice	
	purchase a bundle	purchase an individual game
purchase a bundle	TP	FN
purchase an individual game	FP	TN

TABLE II: The experimental results

Method	Precision	Recall	F1
Frequency-based method	0.398	0.468	0.43
RankSVM [31]	0.236	0.867	0.371
BPR [11]	0.655	0.44	0.526
AdaBoost [30]	0.748	0.593	0.661
RankNet [32]	0.61	0.801	0.689
BGCN [12]	0.30	0.93	0.45
CrossCBR [13]	0.27	0.62	0.37
Probe	0.711	0.708	0.709

TABLE III: The effect of personalized projection bias

the weight function	F1
W-I: personal α^+, α^-	0.709
W-II: $\alpha^+ = \alpha^- = 1$	0.569
W-III: $\alpha^+ = 0.5, \alpha^- = 2$	0.570
W-IV: $\alpha^+ = 2, \alpha^- = 0.5$	0.570
W-V: $w^+(p)$ and $w^-(p)$ in Eq. (22)	0.555

Furthermore, we compare the performance of our proposed weight function (5) with the following weight functions

$$w^+(p) = \frac{p^{\gamma_1}}{[p^{\gamma_1} + (1-p)^{\gamma_1}]^{1/\gamma_1}}, \quad (22)$$

$$w^-(p) = \frac{p^{\gamma_2}}{[p^{\gamma_2} + (1-p)^{\gamma_2}]^{1/\gamma_2}},$$

which are commonly used in gambling [4] or emergency decision-making scenarios [18] and labeled as “W-V” in Table III. In (22), p is the actual probability of an outcome, γ_1 and γ_2 are parameters that capture the degree to which users’ perceptions are biased. The weight function in (22) captures the tendency of users to overestimate small probabilities and underestimate large probabilities. Comparing W-I and W-V, W-I achieves a higher F1 score, showing that our proposed weight function (6) is more accurate in modeling users’ projection bias in the bundle choice problem.

3) *Evaluation of the Reference-Point Effect Model:* In this experiment, we assume that all users are of the same type when selecting the reference point, and Table IV presents the results of the four different types of reference-point selections in Section III-B2. From Table IV, when we assume all users are Type-I users, it achieves the highest F1 score. This indicates that most users are more concerned about the potential savings they can obtain from the available options. As a result, in this work, we assume that all users are savings-centered users who likely prioritize cost savings, and use this as an example in all experiments. In our future work, we plan to consider the more practical scenario where users have different types, study how to estimate their types and investigate the bundle choice problem with different types of users.

TABLE IV: Performance of the four reference-point selection types

User Types	F1
Type I: Savings-centered users	0.709
Type II: Expense-centered users	0.553
Type III: Bundle-centered users	0.552
Type IV: Main item-centered users	0.439

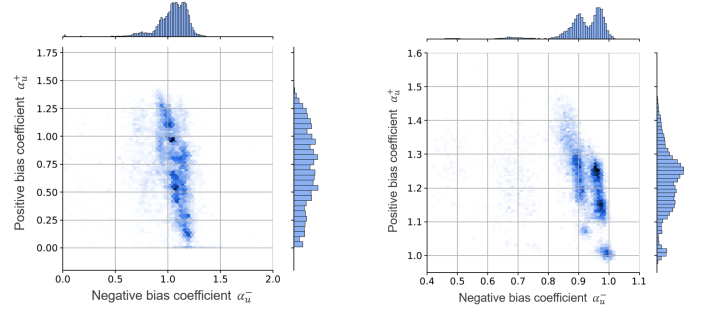


Fig. 5: The joint distribution of two bias coefficients, where (a) users who have purchased at least a bundle, and (b) users who have never purchased a bundle.

C. Qualitative Analysis of Users’ Projection Bias

In this experiment, we aim to qualitatively investigate the relationship between the number of bundle purchases and users’ projection bias. Users are categorized into two groups based on their purchase history: those who have purchased at least one bundle and those who have never purchased a bundle. We compare the positive bias coefficient α_u^+ and the negative bias coefficient α_u^- for these two groups of users to study the relationship between users’ projection bias and their bundle purchasing behavior.

Figure 5 displays the joint distribution of the positive and negative bias coefficients for the two groups of users. The darker-colored areas indicate a higher number of users. In both groups of users, a negative correlation between the positive and

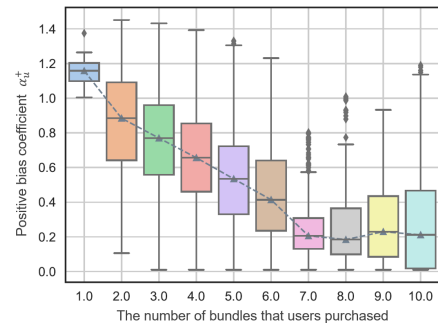


Fig. 6: The relationship between the positive bias coefficient and the number of bundle purchases

negative bias coefficients is observed. This suggests that users are more likely to overestimate one probability while underestimating the other, rather than overestimating/underestimating both probabilities simultaneously. The box plots of the positive and negative bias coefficients are provided in the supplementary file, which reinforces that users with bundle purchases are more likely to overestimate their demands, and users without bundle purchases tend to underestimate their demands.

Additionally, for users who have purchased at least one bundle, we study the relationship between their positive bias coefficients and the number of bundle purchases. Figure 6 shows that the median of users' positive bias coefficients decreases as the number of bundle purchases increases. This indicates that users with a larger projection bias (and thus lower positive bias coefficients) are more likely to overestimate their demands for items and thus purchase more bundles.

VII. CONCLUSION

In this study, we explore users' intertemporal choices in the bundle sales scenario and focus on two prevalent biases: projection bias and the reference-point effect. We propose a preference model named *Probe* to comprehensively analyze users' decision-making process. *Probe* introduces prospect theory from behavioral economics to model users' choices, which includes a weight function that captures users' projection bias and a value function that captures reference-point effect. Based on *Probe*, we propose a novel method for learning users' personal biases using historical records. Furthermore, we provide a comprehensive theoretical analysis on the impact of projection bias on the design of bundle sales strategies. Experimental results show that the proposed *Probe* method outperforms prior works in terms of F1 score. Qualitative analysis reveals that users with a larger projection bias tend to overestimate their demand for items, leading to a higher likelihood of purchasing bundles. These findings contribute to a deeper understanding of users' decision-making mechanisms and can inform the design of optimal bundle strategies.

REFERENCES

- [1] M. Aggarwal, "Modeling a decision-maker's choice behavior through perceived values," *IEEE Transactions on Systems, Man, and Cybernetics: Systems*, vol. 51, no. 3, pp. 1933–1944, 2019.
- [2] T. Y. Chang, W. Huang, and Y. Wang, "Something in the air: pollution and the demand for health insurance," *The Review of Economic Studies*, vol. 85, no. 3, pp. 1609–1634, 2018.
- [3] G. Loewenstein, T. O'Donoghue, and M. Rabin, "Projection bias in predicting future utility," *the Quarterly Journal of economics*, vol. 118, no. 4, pp. 1209–1248, 2003.
- [4] A. Tversky and I. Simonson, "Context-dependent preferences," *Management science*, vol. 39, no. 10, pp. 1179–1189, 1993.
- [5] A. Pujahari and D. S. Sisodia, "Handling dynamic user preferences using integrated point and distribution estimations in collaborative filtering," *IEEE Transactions on Systems, Man, and Cybernetics: Systems*, vol. 52, no. 10, pp. 6639–6651, 2022.
- [6] M. Kaufmann, "Projection bias in effort choices," *Games and Economic Behavior*, vol. 135, pp. 368–393, 2022.
- [7] X. Wu, Y. Gu, J. Tao, G. Li, J. Han, and N. Xiong, "An effective data-driven cloud resource procurement scheme with personalized reserve prices," *IEEE Transactions on Systems, Man, and Cybernetics: Systems*, vol. 51, no. 8, pp. 4693–4705, 2019.
- [8] R. Venkatesh and V. Mahajaim, "A probabilistic approach to pricing a bundle of products or services," *Journal of Marketing Research*, vol. 30, no. 4, pp. 494–508, 1993.
- [9] B. A. Harlam, A. Krishna, D. R. Lehmann, and C. Mela, "Impact of bundle type, price framing and familiarity on purchase intention for the bundle," *Journal of Business Research*, vol. 33, no. 1, pp. 57–66, 1995.
- [10] R. N. Giri, S. K. Mondal, and M. Maiti, "Bundle pricing strategies for two complementary products with different channel powers," *Annals of Operations Research*, vol. 287, pp. 701–725, 2020.
- [11] A. Pathak, K. Gupta, and J. McAuley, "Generating and personalizing bundle recommendations on steam," in *Proceedings of the 40th International ACM SIGIR Conference on Research and Development in Information Retrieval*, 2017, pp. 1073–1076.
- [12] J. Chang, C. Gao, X. He, D. Jin, and Y. Li, "Bundle recommendation and generation with graph neural networks," *IEEE Transactions on Knowledge and Data Engineering*, vol. 35, no. 3, pp. 2326–2340, 2021.
- [13] Y. Ma, Y. He, A. Zhang, X. Wang, and T. Chua, "Cross-view contrastive learning for bundle recommendation," in *Proceedings of the 28th ACM SIGKDD Conference on Knowledge Discovery and Data Mining*, 2022, pp. 1233–1241.
- [14] N. Chen, S. Farajollahzadeh, and G. Wang, "Learning consumer preferences from bundle sales data," *arXiv preprint arXiv:2209.04942*, 2022.
- [15] M. Ettl, P. Harsha, A. Papush, and G. Perakis, "A data-driven approach to personalized bundle pricing and recommendation," *Manufacturing & Service Operations Management*, vol. 22, no. 3, pp. 461–480, 2020.
- [16] D. Kahneman and A. Tversky, "Prospect theory: An analysis of decision under risk," *Econometrica*, vol. 47, no. 2, pp. 263–292, 1979.
- [17] B. Geng, S. Brahma, T. Wimalajeewa, P. K. Varshney, and M. Rangaswamy, "Prospect theoretic utility based human decision making in multi-agent systems," *IEEE Transactions on Signal Processing*, vol. 68, pp. 1091–1104, 2020.
- [18] P. Ren, Z. Xu, and Z. Hao, "Hesitant fuzzy thermodynamic method for emergency decision making based on prospect theory," *IEEE Transactions on Cybernetics*, vol. 47, no. 9, pp. 2531–2543, 2017.
- [19] K. Jhala, B. Natarajan, and A. Pahwa, "Prospect theory-based active consumer behavior under variable electricity pricing," *IEEE Transactions on Smart Grid*, vol. 10, no. 3, pp. 2809–2819, 2018.
- [20] E. K. Macdonald, H. Wilson, V. Martinez, and A. Toossi, "Assessing value-in-use: A conceptual framework and exploratory study," *Industrial Marketing Management*, vol. 40, no. 5, pp. 671–682, 2011.
- [21] Q. Li, Z. Chen, and H. V. Zhao, "PRIMA++: A probabilistic framework for user choice modelling with small data," *IEEE Transactions on Signal Processing*, vol. 69, pp. 1140–1153, 2021.
- [22] H. Yang, K. Ma, and J. Cheng, "Rethinking graph regularization for graph neural networks," in *Proceedings of the AAAI Conference on Artificial Intelligence*, vol. 35, no. 5, 2021, pp. 4573–4581.
- [23] R. Merris, "Laplacian matrices of graphs: a survey," *Linear algebra and its applications*, vol. 197, pp. 143–176, 1994.
- [24] P. Drucker, *The practice of management*. Routledge, 2012.
- [25] A. E. Hoerl and R. W. Kennard, "Ridge regression: Biased estimation for nonorthogonal problems," *Technometrics*, vol. 12, no. 1, pp. 55–67, 1970.
- [26] L. Bottou, "Stochastic gradient descent tricks," in *Neural Networks: Tricks of the Trade: Second Edition*. Springer, 2012, pp. 421–436.
- [27] S. Taheri and M. Mammadov, "Learning the naive bayes classifier with optimization models," *International Journal of Applied Mathematics and Computer Science*, vol. 23, no. 4, pp. 787–795, 2013.
- [28] V. K. Chauhan, K. Dahiya, and A. Sharma, "Problem formulations and solvers in linear svm: a review," *Artificial Intelligence Review*, vol. 52, no. 2, pp. 803–855, 2019.
- [29] G. Ke, Q. Meng, T. Finley, T. Wang, W. Chen, W. Ma, Q. Ye, and T. Liu, "Lightgbm: A highly efficient gradient boosting decision tree," *Advances in neural information processing systems*, vol. 30, 2017.
- [30] C. Ying, M. Qi-Guang, L. Jia-Chen, and G. Lin, "Advance and prospects of adaboost algorithm," *Acta Automatica Sinica*, vol. 39, no. 6, pp. 745–758, 2013.
- [31] C. Lee and C. Lin, "Large-scale linear ranksvm," *Neural computation*, vol. 26, no. 4, pp. 781–817, 2014.
- [32] Y. Song, H. Wang, and X. He, "Adapting deep ranknet for personalized search," in *Proceedings of the 7th ACM international conference on Web search and data mining*, 2014, pp. 83–92.