

Gauges and Accelerated Optimization over Smooth and/or Strongly Convex Sets

Ning Liu^{*} Benjamin Grimmer[†]

Abstract

We consider feasibility and constrained optimization problems defined over smooth and/or strongly convex sets. These notions mirror their popular function counterparts but are much less explored in the first-order optimization literature. We propose new scalable, projection-free, accelerated first-order methods in these settings. Our methods avoid linear optimization or projection oracles, only using cheap one-dimensional line searches and normal vector computations. Despite this, we derive optimal accelerated convergence guarantees of $O(1/T)$ for strongly convex problems, $O(1/T^2)$ for smooth problems, and accelerated linear convergence given both. Our algorithms and analysis are based on novel characterizations of the Minkowski gauge of smooth and/or strongly convex sets, which may be of independent interest: although the gauge is neither smooth nor strongly convex, we show the gauge squared inherits any structure present in the set.

1 Introduction.

We consider feasibility and optimization problems defined over sets S_i possessing classic structures like smoothness and strong convexity. These structures in sets are much less explored than their function counterparts in the first-order optimization literature. We show these structures in constraint sets lead to the same speedups commonly found in first-order methods for structured functions (i.e., $O(1/T)$ convergence rates given strong convexity, accelerated $O(1/T^2)$ rates given smoothness, and fast linear convergence given both). We propose projection-free algorithms attaining these optimal rates for both feasibility problems

$$\text{Find } x \in \cap_{i=1}^m S_i \tag{1.1}$$

where all the sets S_i are either smooth, strongly convex, or both, and for optimization problems with similarly structured f and S_i

$$\begin{cases} \max & f(x) \\ \text{s.t.} & x \in S_i \quad \forall i = 1 \dots m . \end{cases} \tag{1.2}$$

Critically, our proposed algorithms are projection-free. The typical first-order method assumption of being able to project onto S_i limits algorithms to simple constraints. Instead, we only assume oracles for one-dimensional line searches (to evaluate the gauges defined in (1.5)) and to compute normal vectors on the boundary of each S_i . In contrast, projected gradient methods require an orthogonal projection oracle. (Projections onto sets parallel computing often costly proximal operators of functions, whereas computing normal vectors parallels cheaper gradient calculations.)

^{*}Johns Hopkins University, Department of Applied Mathematics and Statistics, nliu15@jhu.edu

[†]Johns Hopkins University, Department of Applied Mathematics and Statistics, grimmer@jhu.edu

For example, if S_i is an ellipsoid, orthogonal projection lacks a closed form, but our linesearch and its normal vectors have closed forms, costing a single matrix-vector multiplication to compute. For polyhedrons, projection is a quadratic program, whereas a normal vector is computed by identifying any one active constraint.

Throughout, we consider closed convex sets $S_i \subseteq \mathcal{E}$ in some finite-dimensional Euclidean space \mathcal{E} . Smoothness and strong convexity can be intuitively defined as follows (formal local and global definitions are given in Section 2): A convex set S is β -smooth if every unit normal vector $\zeta \in N_S(x)$ taken at some x on the boundary of S yields an inner approximation

$$B(x - \zeta/\beta, 1/\beta) \subseteq S, \quad (1.3)$$

where $B(x, r)$ is the ball of radius r around x . This can be viewed as a ball smoothly rolling around inside the set's boundary. Likewise, S is α -strongly convex if every unit normal vector $\zeta \in N_S(x)$ yields an outer approximation

$$B(x - \zeta/\alpha, 1/\alpha) \supseteq S. \quad (1.4)$$

These definitions in terms of inner and outer approximations given by each normal vector mirror the traditional functional setting, where smoothness and strong convexity correspond to upper and lower quadratic approximations being given by each subgradient.

Our Contributions. Our approach towards utilizing these structures focuses on each set's gauge, translated by some point e_i in the interior of S_i (taking $e_i = 0$ gives the classic Minkowski functional):

$$\gamma_{S_i, e_i}(x) := \inf\{\lambda > 0 \mid x - e_i \in \lambda(S_i - e_i)\}. \quad (1.5)$$

1. **Structure of Gauges of Structured Sets.** We show in Theorems 3.1 and 3.2 that any β -smooth or α -strongly convex set has $O(\beta)$ -smooth or $O(\alpha)$ -strongly convex gauge squared $\frac{1}{2}\gamma_{S, e}^2(x)$, respectively. Theorems 3.4 and 3.5 show the converse of this result. Here the big-O notation suppresses constants depending on the size of S and placement of $e \in S$.
2. **Fast Algorithms for Reformulations of (1.1) and (1.2).** Noting $\gamma_{S, e}(x) \leq 1$ if and only if $x \in S$, the feasibility problem (1.1) can be rewritten as the unconstrained convex minimization

$$\min_y \max_i \{\gamma_{S_i, e_i}(y)\} \quad (1.6)$$

for any $e_i \in S_i$. Utilizing the radial duality framework of [1, 2], the optimization problem (1.2) can be rewritten as the unconstrained convex minimization

$$\min_y \max_i \{f^\Gamma(y), \gamma_{S_i, 0}(y)\} \quad (1.7)$$

provided $0 \in \text{int } \bigcap_i S_i$ and $f(0) > 0$, where $f^\Gamma(y) = \sup\{v > 0 \mid vf(y/v) \leq 1\}$. Applying well-known first-order methods to these unconstrained gauge reformulations, Theorem 4.1 shows a $O(1/\alpha\epsilon)$ rate for α -strongly convex f and S_i , and Theorem 4.3 shows an accelerated $O(\sqrt{\beta/\epsilon})$ rate for β -smooth f and S_i and a $O(\sqrt{\beta/\alpha} \log(1/\epsilon))$ rate given both. These rates match the optimal projected method convergence rates while avoiding their more expensive orthogonal projection computations.

3. **Numerical Validation.** We verify our theory numerically, seeing the expected speedups for feasibility problems over p -norm ellipsoids, which are known to be smooth when $2 \leq p < \infty$ and strongly convex when $1 < p \leq 2$. Further, for synthetic smooth ellipsoid-constrained

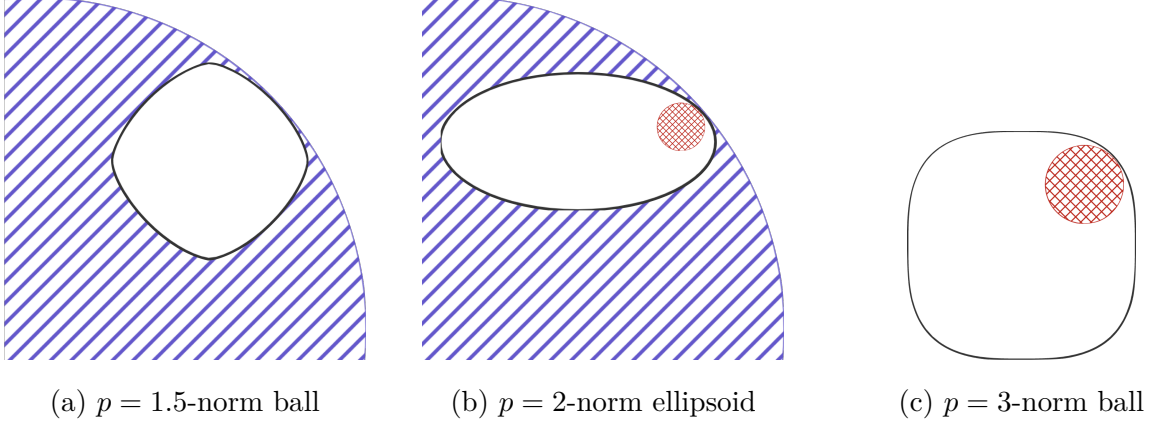


Figure 1: Examples of strongly convex and smooth set with the inner approximation (1.3) in red and the outer approximation (1.4) in blue. The $p = 1.5$ -norm ball in (a) is strongly convex but not smooth. The $p = 2$ -norm ellipsoid in (b) is smooth and strongly convex. The $p = 3$ -norm ball in (c) is smooth but not strongly convex.

optimization instances, we compare our projection-free accelerated method (based on the radial reformulation (1.7)) against standard first-order (SCS and COSMO) and second-order solvers (Gurobi and Mosek). Despite only using one matrix multiplication per iteration, our method is comparable to second-order methods when the problem dimension is low and outperforms them as this scales up. This motivates future works on more practical implementations and real-world validation for accelerated radial methods.

Outline. In the remainder of this section, we discuss important families of smooth/strongly convex sets and related approaches in the literature. Section 2 discusses preliminary definitions and some useful lemmas. Section 3 formalizes and proves our main theorems on gauges of structured sets. Finally, in Section 4 and 5, we propose and analyze projection-free methods using our Theorems 3.1 and 3.2 for feasibility problems based on a gauges reformulation and constrained optimization based on a radial reformulation, and numerical explore their effectiveness.

1.1 Common Families of Smooth/Strongly Convex Sets.

Many commonly encountered families of constraint sets possess smoothness and/or strong convexity. Below we give three such families and show that affine transformations, Minkowski sums, and intersections preserve this structure. See [3, page 259-297], [4], and [5] as references for the classic analysis of these properties.

p-Norms and Schatten p-Norms. For $\mathcal{E} = \mathbb{R}^n$, denote the p -norm of a vector by $\|x\|_p^p = \sum_{i=1}^n |x_i|^p$. The p -norm ball $B_p(0, 1) = \{x \mid \|x\|_p \leq 1\}$ is either smooth or strongly convex depending on the choice of p . This ball is smooth with constant $\beta = (p-1)n^{\frac{1}{2}-\frac{1}{p}}$ when $p \in [2, \infty)$ and strongly convex with constant $\alpha = (p-1)n^{\frac{1}{2}-\frac{1}{p}}$ when $p \in (1, 2]$ [6, Lemma 3]. Similarly, in the space of matrices with trace inner product, the Schatten p -norm defined by the p -norm of a matrix's singular values $\|X\|_p^p = \sum_{i=1}^d \sigma_i(X)^p$ yields smooth and/or strongly convex unit balls under the same conditions [6, Lemma 6].

Norm constraints have found widespread usage describing trust regions, adding regularization,

and inducing approximate sparsity (low-rankness) for (Schatten) norms as $p \searrow 1$. These will provide a working example throughout for applying our theory in Section 3.1 and for numerics in Section 5. Note the gauge and normal vectors of a (Schatten) p -norm ball or ellipsoid have simple closed forms, whereas orthogonal projection only does for balls with $p \in \{1, 2, \infty\}$. Hence these will provide a useful test case for our proposed projection-free methods across the range of smooth and/or strongly convex settings.

Functional Constraints. Often, constraint sets are given by a level set of some function h , $S = \{x \mid h(x) \leq z\}$ for some fixed $z \in \mathbb{R}$. This level set inherits the smoothness and/or strong convexity of the function h as stated below.

Lemma 1.1. *[7, Proposition 4.14] If h is L -smooth, $\{x \mid h(x) \leq z\}$ is $L / \inf\{\|\nabla h(x)\| \mid h(x) = z\}$ -smooth. If h is μ -strongly convex, $\{x \mid h(x) \leq z\}$ is $\mu / \sup\{\|\nabla h(x)\| \mid h(x) = z\}$ -strongly convex.*

Epigraphs of any smooth function. For any L -smooth function h , its epigraph $\text{epi } h = \{(x, t) \mid h(x) \leq t\}$ is smooth with the same constant L . No similar result applies to the epigraphs of μ -strongly convex functions since strongly convex sets must be bounded.

Affine Transformations. For any L -smooth μ -strongly convex function h , its affine transformation $h(Ax + b)$ is well-known to be $\lambda_{\max}(A^*A)L$ -smoothness and $\lambda_{\min}(A^*A)\mu$ -strongly convex. Note that if A has a null space, A^*A has a zero eigenvalue, so strong convexity is lost. A weakened version of these two properties extends to sets, stated below. The strongly convexity part of Lemma 1.2 is given by [4, Corollary 9], the smoothness part is proved in Appendix A.2.1.

Lemma 1.2. *Suppose a closed convex set S is β -smooth and α -strongly convex. Then for any linear $A: \mathcal{E} \rightarrow \mathcal{E}'$, $b \in \mathcal{E}'$, the set $\{x \mid Ax + b \in S\}$ is $\beta \frac{\lambda_{\max}(A^*A)}{\sqrt{\lambda_{\min}(A^*A)}}$ -smooth and $\alpha \frac{\lambda_{\min}(A^*A)}{\sqrt{\lambda_{\max}(A^*A)}}$ -strongly convex.*

Minkowski Sums. The Minkowski sum of two sets (defined as $S + T = \{s + t \mid s \in S, t \in T\}$) inherits smoothness from either set and remains strongly convex only if both sets are. These set properties are the reverse of the typical properties of summing functions. There $f + g$ is smooth if both f and g are but inherits strong convexity if either f or g is. The following lemma formalizes this, where nonsmooth sets are $\beta = \infty$ -smooth and non-strongly convex sets are $\alpha = 0$ -strongly convex. The strongly convexity part of Lemma 1.3 is given by [4, Corollary 2], the smoothness part is proved in Appendix A.2.2.

Lemma 1.3. *Suppose closed convex sets S_i are β_i -smooth and α_i -strongly convex for $i = 1, 2$. Then $S_1 + S_2$ is $(\beta_1^{-1} + \beta_2^{-1})^{-1}$ -smooth and $(\alpha_1^{-1} + \alpha_2^{-1})^{-1}$ -strongly convex.*

In particular, noting the ball $B_\epsilon = \{x \mid \|x\|_2 \leq \epsilon\}$ is ϵ -smooth for any $\epsilon > 0$, this lemma gives a natural ϵ -smoothing of any nonsmooth set S by $S + B_\epsilon$. However, checking membership in $S + B_\epsilon$ amounts to orthogonally projecting onto S , which is only computable for sufficiently simple S .

Intersections of strongly convex sets. Similar to convex sets, the intersection of several strongly convex sets preserves strong convexity.

Lemma 1.4. *[5, Proposition 2] Suppose closed convex sets S_i are α_i -strongly convex. Then $S = \bigcap_i S_i$ is $\min_i \{\alpha_i\}$ -strongly convex.*

1.2 Related Works.

Structural Results on Gauges There has been much interest in the influence of curvature on computational and statistical efficiency in optimization and machine learning [6, 8–11]. These works all considered relationships between the strong convexity of a centrally symmetric set and its gauge. Note that this symmetry condition ensures its gauge is a norm. Recently [12] showed a symmetric set is strongly convex w.r.t. its own gauge norm if and only if the set’s gauge squared is a strongly convex function. Our results remove this symmetry requirement and generalize to also apply to smooth sets. Without assuming symmetry, there is no gauge norm to consider, so our results describe smoothness and strong convexity with respect to the Euclidean norm.

Optimization over Gauges - Gauge and Radial Duality A specialized duality theory between optimization problems with objective function and/or constraints defined by gauges was developed by Freund [13] and further advanced by [14, 15]. Our results may offer new insights, showing that these gauge problem formulations (squared) may be more tractable to solve when the sets inducing these gauges are smooth and/or strongly convex.

In [1] and [2], Grimmer established a radial duality theory between nonnegative optimization problems. This theory shows that constrained optimization can be reformulated into an unconstrained problem in terms of the gauge of its constraints. Namely, for any convex f with $f(0) > 0$ and concave S with $0 \in \text{int } S$, the primal problem

$$\begin{cases} \max_x f(x) \\ \text{s.t. } x \in S \end{cases} = \max_{x \in \mathcal{E}} \min\{f(x), \hat{l}_S(x)\} \quad (1.8)$$

where $\hat{l}_S(x)$ is the nonstandard indicator function $\hat{l}_S(x) = \begin{cases} +\infty & \text{if } x \in S \\ 0 & \text{if } x \notin S \end{cases}$ can be equivalently solved by minimizing the radially dual problem

$$\min_{y \in \mathcal{E}} \max\{f^\Gamma(y), \gamma_S(y)\} \quad (1.9)$$

where $f^\Gamma(y) = \sup\{v > 0 \mid vf(y/v) \leq 1\}$ [1, Proposition 4.9]. This reformulation is unconstrained and only depends on the constraints S via their gauge. Consequently, our structural results on gauges will facilitate the direct use of accelerated optimization methods on this radial dual (squared). Prior radial methods have only used simple subgradient methods [16, 17] or smoothing techniques [2, 18]

Optimization over Gauges - Classic Level-set Reformulations Alternatively, given $e \in S$, one can rewrite the set constraint $x \in S$ as the functional constraint $\gamma_{S,e}(x) \leq 1$. Then a convex function f can be minimized over a set S via the value function

$$v(\lambda) = \min \max\{f(x) - \lambda, \gamma_{S,e}(x) - 1\} . \quad (1.10)$$

This has $v(\lambda) = 0$ exactly when λ equals the minimum objective value. Root finding schemes can be effectively applied here [19, Lemmas 2.3.4, 2.3.5, 2.3.6] as well as more careful approaches, always ensuring a feasible solution path [20]. An optimal, parameter-free level-set method was proposed based on a simple parallel restarting scheme by [21].

Optimization over Gauges - Flipped Level-set Reformulations Another root-finding reformulation proposed by [22], reverses the roles of constraint and objective functions. Then a convex function f can be minimized over a set S via root finding on the value function

$$v(\lambda) = \begin{cases} \min_x \gamma_{S,e}(x) \\ \text{s.t. } f(x) \leq \lambda \end{cases} \quad (1.11)$$

Namely, the minimum objective value of f on S is the smallest λ such that $v(\lambda) \leq 1$. For either of these level-set, root-finding optimization settings, our results on the structure of gauges for smooth and/or strongly convex S could be applied to yield faster algorithms. The details for such an application are beyond this work but provide an interesting future direction.

Functionally Constrained Optimization Functionally constrained optimization is one natural family of constrained convex optimization problems with smooth and/or strongly convex constraint sets. These are problems minimizing $f(x)$ subject to $g_i(x) \leq 0$ for convex f, g_i . Using Lemma 1.1, smoothness and/or strong convexity of g_i carry over to the level sets $S_i = \{x \mid g_i(x) \leq 0\}$ (assuming gradients are well behaved on the boundary of the feasible region, which constraint qualification can ensure). In addition to the radial or level set approaches improved by our theory here, functionally constrained problems can be addressed using switching subgradient, augmented Lagrangian, and other first-order methods [23]. One drawback of such methods directly defined in terms of function and gradient evaluations of g_i is that they are representation dependent (that is, replacing $g_i(x) \leq 0$ by $2g_i(x) \leq 0$ may change how the algorithm behaves). Hence one may need to preprocess constraints, scaling them appropriately, to achieve good performance. Approaches based on evaluating the gauges avoid this issue as $\{x \mid g(x) \leq 0\}$ is the same set as $\{x \mid 2g(x) \leq 0\}$.

Conditional and Projected Gradient-Type Methods When constraints are sufficiently simple, the more complex methodologies like level set methods, radial transformations, switching subgradient methods, augmented Lagrangians, etc. are not needed. Instead, conditional gradient (e.g., Frank-Wolfe [24]) and projected gradient methods can be utilized. The recent works [25, 26] have shown performance improvements for conditional gradient methods whenever the constraint set is uniformly convex (a generalization of the strongly convex sets considered here). To the best of our knowledge, no performance improvements have been shown for projected gradient methods over smooth/strongly convex sets.

These families of methods assume linear optimization or quadratic optimization over the constraint set can be done relatively cheaply in each iteration. For example, consider polyhedral constraints S either represented by a collection of inequalities of $\{x \mid a_i^T x \leq b_i\}$ or represented as the convex hull of its extreme points $co\{x_i\}$. In either case, projection onto this region is a quadratic program, which may require an interior point method call. Linear optimization over this region also requires an interior point method when represented by its inequalities but can be done in linear time when represented by its extreme points. Hence for polyhedrons with relatively few extreme points, Frank-Wolfe can be effective. In contrast, a gauge-based approach is ideal for polyhedrons represented by inequalities. The gauge can be computed in linear time via the closed form of $\max\{a_i^T y / b_i\}$ with normal vectors given by selecting any active constraint.

2 Definitions and Preliminaries.

Let $S \subseteq \mathcal{E}$ be a nonempty closed convex set, $h : \mathcal{E} \rightarrow \mathbb{R} \cup \{+\infty\}$ be a closed convex function. We denote the boundary of S by $\text{bdry } S$, the interior of S by $\text{int } S$, and the domain of h by

$\text{dom } h$. We denote the subdifferential of h at $x \in \text{dom } f$ by $\partial h := \{g \mid h(y) - h(x) \geq g^T(y - x)\}$ and refer to each element as a subgradient. We denote the normal cone of S at $x \in S$ by $N_S(x) := \{\zeta \mid \zeta^T(y - x) \leq 0, \forall y \in S\}$ and refer to each element as a normal vector.

First, we recall the standard notions of a function being smooth and/or strongly convex, locally and globally. Then we formalize their mirrored notions that apply to sets and discuss several useful characterizations and properties of such sets.

Smooth and Strongly Convex Functions, Locally and Globally. We say a convex differentiable function h is *(globally) L -smooth* if every point $x \in \text{dom } h$ gives a quadratic upper bound

$$h(y) \leq h(x) + \nabla h(x)^T(y - x) + \frac{L}{2}\|y - x\|^2 \quad \forall y \in \mathcal{E}.$$

Localizing this condition, we say that h is *(locally) L -smooth w.r.t. $(x, \nabla h(x))$* if

$$\limsup_{y \rightarrow x} \frac{h(y) - (h(x) + \nabla h(x)^T(y - x))}{\frac{1}{2}\|y - x\|^2} \leq L.$$

We say h is *(globally) μ -strongly convex* if every point $x \in \text{dom } h$ and subgradient $g \in \partial h(x)$ gives a quadratic lower bound

$$h(y) \geq h(x) + g^T(y - x) + \frac{\mu}{2}\|y - x\|^2 \quad \forall y \in \mathcal{E}.$$

Localizing this condition, we say that h is *(locally) μ -strongly convex w.r.t. (x, g)* if

$$\liminf_{y \rightarrow x} \frac{h(y) - (h(x) + g^T(y - x))}{\frac{1}{2}\|y - x\|^2} \geq \mu.$$

These local properties can be viewed as ensuring that in neighborhoods near x , quadratic upper or lower bounds hold with constants $\tilde{\mu}$ or \tilde{L} that converge to μ or L as the neighborhood shrinks. For twice continuously differentiable h , these are equivalent to the following Hessian bounds, which must hold at x for the local property and everywhere for the global property

$$\mu L \preceq \nabla^2 h(x) \preceq LI.$$

Smooth and Strongly Convex Sets, Locally and Globally. We say a set S is *(globally) β -smooth*, if every point $\bar{y} \in \text{bdry } S$ and unit length normal vector $\zeta \in N_S(\bar{y})$ give a ball inner approximation

$$B\left(\bar{y} - \frac{1}{\beta}\zeta, \frac{1}{\beta}\right) \subseteq S. \quad (2.1)$$

Localizing this condition, we say a S is *(locally) β -smooth w.r.t. (\bar{y}, ζ)* if $\|\zeta\| = 1$ and for all $\tilde{\beta} > \beta$ the inclusion

$$B\left(\bar{y} - \frac{1}{\tilde{\beta}}\zeta, \frac{1}{\tilde{\beta}}\right) \cap B(\bar{y}, \eta) \subseteq S \cap B(\bar{y}, \eta)$$

holds, for some small $\eta > 0$. We say a set S is *(globally) α -strongly convex*, if every point $\bar{y} \in \text{bdry } S$ and unit length normal vector $\zeta \in N_S(\bar{y})$ give a ball outer approximation

$$B\left(\bar{y} - \frac{1}{\alpha}\zeta, \frac{1}{\alpha}\right) \supseteq S. \quad (2.2)$$

Localizing this condition, we say a S is (locally) α -strongly convex w.r.t. (\bar{y}, ζ) if $\|\zeta\| = 1$ and for all $0 < \tilde{\alpha} < \alpha$ the inclusion

$$B\left(\bar{y} - \frac{1}{\tilde{\alpha}}\zeta, \frac{1}{\tilde{\alpha}}\right) \cap B(\bar{y}, \eta) \subseteq S \cap B(\bar{y}, \eta)$$

holds, for some small $\eta > 0$.

The above definition of globally smooth sets is equivalent to the following alternative definition in terms of bounded change in unit normal vectors [3, 27]: A closed convex set S is β -smooth if and only if for any $x_i \in S$, $\zeta_i \in N_S(x_i)$, $\|\zeta_i\| = 1$, $i = 1, 2$,

$$\|\zeta_1 - \zeta_2\| \leq \beta\|x_1 - x_2\|.$$

Likewise, our definition for globally strongly convex sets is equivalent to the following alternative definition in terms of bounded change in unit normal vectors [3, 27]: A closed convex bounded set S is α -strongly convex if and only if for any $x_i \in S$, $\zeta_i \in N_S(x_i)$, $\|\zeta_i\| = 1$, $i = 1, 2$,

$$\|\zeta_1 - \zeta_2\| \geq \alpha\|x_1 - x_2\|.$$

Another interesting equivalent definition of globally strongly convex [3] is: A set S is α -strongly convex if and only if all $x, y \in S$, $\lambda \in [0, 1]$, and unit vector z have

$$\lambda x + (1 - \lambda)y + \lambda(1 - \lambda)\frac{\alpha}{2}\|x - y\|^2 z \in S.$$

That is, S contains a ball of radius $\lambda(1 - \lambda)\frac{\alpha}{2}\|x - y\|^2$ centered at $\lambda x + (1 - \lambda)y$.

Lastly, we note the following helpful lemma (with proof in Appendix A.2.3 for completeness).

Lemma 2.1. *Given any point z and a convex set S with $e \in \text{int } S$, the gauge $\gamma_{S,e}(z)$ has the following upper and lower bound:*

$$\|z - e\| / \sup\{\|x - e\| \mid x \in S\} \leq \gamma_{S,e}(z) \leq \|z - e\| / \inf\{\|x - e\| \mid x \notin S\}.$$

3 The Structure of Gauges of Structured Sets.

In this section, we prove the following pair of characterizations relating a set's strong convexity and smoothness to those of its gauge squared. For notational ease, we suppose $e = 0$ and denote $\gamma_S = \gamma_{S,e}$. Also, note $\bar{y} = y/\gamma_S(y)$ is on the boundary of S unless $\gamma_S(y) = 0$.

The following theorem gives the local result: the gauge squared is strongly convex at y if the set is at \bar{y} . We defer the proof of this theorem to Section 3.3.1.

Theorem 3.1. *Consider any $y \in \mathbb{R}^n$ and closed convex set S with $0 \in \text{int } S$. If $\gamma_S(y) \neq 0$ and at the point $\bar{y} = y/\gamma_S(y)$, S is α -strongly convex w.r.t. (\bar{y}, ζ) for some unit normal vector $\zeta \in N_S(\bar{y})$, then $\frac{1}{2}\gamma_S^2$ is strongly convex with parameter*

$$\frac{1}{2(\zeta^T \bar{y})^3} \left(\zeta^T \bar{y} + \alpha\|\bar{y}\|^2 - \sqrt{(\zeta^T \bar{y} + \alpha\|\bar{y}\|^2)^2 - 4\alpha(\zeta^T \bar{y})^3} \right)$$

w.r.t. (y, g) , where $g = \frac{\zeta}{\zeta^T \bar{y}} \in \partial(\frac{1}{2}\gamma_S^2)(y)$. If $\gamma_S(y) = 0$ and $y = 0$, then $\{0\} = \partial(\frac{1}{2}\gamma_S^2)(y)$ and $\frac{1}{2}\gamma_S^2$ is $1/\sup\{\|x\|^2 \mid x \in S\}$ -strong convex w.r.t. $(0, 0)$. If $\gamma_S(y) = 0$ and $y \neq 0$, $\frac{1}{2}\gamma_S^2(y)$ is not strongly convex at y .

Note that this quantity can be lower bounded by the following $O(\alpha)$ quantity:

$$\frac{\alpha}{\zeta^T \bar{y} + \alpha \|\bar{y}\|^2}.$$

Similarly, we find the following guarantee that the smoothness of $\frac{1}{2}\gamma_S^2$ at y follows from the smoothness of S at \bar{y} . The proof of this theorem is deferred to Section 3.3.2.

Theorem 3.2. *Consider any $y \in \mathbb{R}^n$ and closed convex set S with $0 \in \text{int } S$. If $\gamma_S(y) \neq 0$ and at the point $\bar{y} = y/\gamma_S(y)$, S is β -smooth w.r.t. (\bar{y}, ζ) for some unit normal vector $\zeta \in N_S(\bar{y})$, then $\frac{1}{2}\gamma_S^2$ is smooth with parameter*

$$\frac{1}{2(\zeta^T \bar{y})^3} \left(\zeta^T \bar{y} + \beta \|\bar{y}\|^2 + \sqrt{(\zeta^T \bar{y} + \beta \|\bar{y}\|^2)^2 - 4\beta(\zeta^T \bar{y})^3} \right)$$

w.r.t. (y, g) , where $g = \nabla(\frac{1}{2}\gamma_S^2)(y) = \frac{\zeta}{\zeta^T \bar{y}}$. If $\gamma_S(y) = 0$, then $\{0\} = \partial(\frac{1}{2}\gamma_S^2)(y)$ and $\frac{1}{2}\gamma_S^2$ is $1/\inf\{\|x\|^2 \mid x \notin S\}$ -smooth w.r.t. $(y, 0)$.

Note that this quantity can be upper bounded by the following $O(\beta)$ quantity:

$$\frac{\zeta^T \bar{y} + \beta \|\bar{y}\|^2}{(\zeta^T \bar{y})^3}.$$

The above two theorems provide the gauge squared's local strongly convex/smooth parameter. Then the gauge square's global strongly convex/smooth parameter can be obtained by bounding these over all boundary points \bar{y} . Define some constant $D > 0$ such that $\|x\|_2 \leq D \forall x \in S$ and $R > 0$ such that there exists a ball $B(0, R)$ with radius R centered at the origin with $B(0, R) \subseteq S$. Note that the convexity of S implies $\zeta^T \bar{y} \geq R$. Applying these bounds gives the following global bounds on the above local strong convexity and smoothness constants.

Corollary 3.1. *Consider a closed bounded convex set S with $0 \in \text{int } S$. If S is α -strongly convex, then $\frac{1}{2}\gamma_S^2$ is strongly convex with parameter $\frac{\alpha}{D+\alpha D^2}$.*

Corollary 3.2. *Consider a closed bounded convex set S with $0 \in \text{int } S$. If S is β -smooth, then $\frac{1}{2}\gamma_S^2$ is smooth with parameter $\frac{R+\beta D^2}{R^3}$.*

3.1 Examples.

These theorems/corollaries immediately establish the structure for the gauge squared of many common families of constraints. Here we discuss a few such examples, namely, halfspaces $\mathcal{H} = \{x \mid a^T x \leq b\}$, p -norm unit balls $B_p = \{x \mid \|x\|_p \leq 1\}$, and p -norm ellipsoids $E_p = \{x \mid \|Ax - b\|_p \leq 1\}$. Table 1 summarizes these results, showing the smoothness and strong convexity of each S and its half gauge squared. These examples will also be utilized in our numerical evaluations in Section 5.

Halfspaces Consider any halfspace with $\mathcal{H} = \{x \mid a^T x \leq b\}$. Such sets are not strongly convex ($\alpha = 0$) but are infinitely smooth ($\beta = 0$) everywhere. To ensure the gauge is well-defined, we require $0 \in \text{int } \mathcal{H}$ (that is, $b > 0$). Note there is no bound D on the size of \mathcal{H} but $R = b/\|a\|_2$ does bound the distance from 0 to the boundary of \mathcal{H} . Consider any \bar{y} on the boundary of \mathcal{H} (i.e., $a^T \bar{y} = b$) and unit normal $\zeta = a/\|a\|_2 \in N_{\mathcal{H}}(\bar{y})$. Note $\zeta^T \bar{y} = b/\|a\|_2$. Then Theorem 3.1 vacuously implies $\mu = 0$ -strong convexity and Theorem 3.2 implies $L = \|a\|_2^2/b^2$ -smoothness at \bar{y} .

Structure Set S		α -s.c. of S	μ -s.c. of $\frac{1}{2}\gamma_S^2$	β -smooth of S	L -smooth of $\frac{1}{2}\gamma_S^2$
\mathcal{H}		0	0	∞	$\frac{\ a\ _2^2}{b^2}$
B_p	$p \in (1, 2)$	$(p-1)n^{\frac{1}{2}-\frac{1}{p}}$	$(p-1)n^{\frac{1}{2}-\frac{1}{p}}$	∞	∞
	$p = 2$	1	1	1	1
	$p \in (2, \infty)$	0	0	$(p-1)n^{\frac{1}{2}-\frac{1}{p}}$	$(p-1)n^{\frac{1}{2}-\frac{1}{p}}$
E_p	$p \in (1, 2)$	$\frac{\lambda_{\min}}{\sqrt{\lambda_{\max}}}(p-1)n^{\frac{1}{2}-\frac{1}{p}}$	$O\left(\lambda_{\min}n^{\frac{1}{2}-\frac{1}{p}}\right)$	∞	∞
	$p = 2$	$\frac{\lambda_{\min}}{\sqrt{\lambda_{\max}}}$	$\frac{\lambda_{\min}}{(1+\ b\ _2)(2+\ b\ _2)}$	$\frac{\lambda_{\max}}{\sqrt{\lambda_{\min}}}$	$\frac{\lambda_{\max}(2-\ b\ _2)}{(1-\ b\ _2)^2}$
	$p \in (2, \infty)$	0	0	$\frac{\lambda_{\max}}{\sqrt{\lambda_{\min}}}(p-1)n^{\frac{1}{2}-\frac{1}{p}}$	$O\left(\lambda_{\max}\frac{n^{1-\frac{2}{p}}}{(1-\ b\ _p^p)^2}\right)$

Table 1: Strongly convexity and smoothness of sets and gauge squares in $\mathcal{E} = \mathbb{R}^n$. For the p -norm ellipsoid bounds, λ_{\max} and λ_{\min} denote the maximum and minimum eigenvalues of $A^T A$.

In this case, we can directly compute the gauge of the set and verifying our theory produced the tightest smoothness and strong convexity values possible:

$$\gamma_S(x) = \begin{cases} \frac{a^T x}{b} & \text{if } a^T x > 0 \\ 0 & \text{otherwise} \end{cases} \implies \frac{1}{2}\gamma_S^2(x) = \begin{cases} \frac{(a^T x)^2}{2b^2} & \text{if } a^T x > 0 \\ 0 & \text{otherwise.} \end{cases}$$

Note more general polyhedrons $\{x \mid a_i^T x \leq b_i\}$ with $b_i > 0$ are neither smooth nor strongly convex, and similarly, their piecewise linear gauges are neither smooth nor strongly convex when squared. However, since the gauge of an intersection is the maximum of the gauges of its components, the resulting half gauge squared will be a finite maximum of several smooth functions. Section 4 discusses algorithms for such problems.

p -Norm Balls Consider any $p \in (1, \infty)$ -norm unit ball $B_p = \{x \mid \|x\|_p \leq 1\}$. Depending on p , this ball and its gauge squared are either smooth or strongly convex. Namely [6, Lemma 4] have shown B_p and $\frac{1}{2}\gamma_{B_p}^2$ are both $\alpha = \mu = (p-1)n^{\frac{1}{2}-\frac{1}{p}}$ -strongly convex whenever $p \in (1, 2]$ and are $\beta = L = (p-1)n^{\frac{1}{2}-\frac{1}{p}}$ -smooth whenever $p \in [2, \infty)$. Note that neither of these bounds are tight for $p \neq 2$. Our theory could be applied to yield tighter, although substantially less elegant, bounds. The details of such an approach are given in Appendix A.1.

p -Norm Ellipsoids As our last example, we consider generalizing the example above to ellipsoidal sets $E_p = \{x \mid \|Ax - b\|_p \leq 1\}$. Note for the gauge to be well-defined (i.e., having $0 \in E_p$), we require $\|b\|_p \leq 1$. The following lemma, mirroring Lemma 1.2, allows us to bound the strong convexity and smoothness of such a set's gauge squared. Its proof is deferred to Appendix A.2.4.

Lemma 3.3. *If a set S has $\frac{1}{2}\gamma_S^2$ α -strongly convex or β -smooth at x , then $E = \{A^{-1}x \mid x \in S\}$ has $\frac{1}{2}\gamma_E^2(y) = \frac{1}{2}\gamma_S^2(Ay)$ being $\lambda_{\min}(A^*A)\alpha$ -strongly convex or $\lambda_{\max}(A^*A)\beta$ -smooth at $A^{-1}x$, respectively.*

Using this lemma, it suffices to bound the gauge squared of translated balls $T_p = \{x \mid \|x - b\|_p \leq 1\}$ to deduce bounds on E_p . First, we compute bounds when $p = 2$. Noting $T_2 = \{x \mid \|x - b\|_2 \leq 1\}$ is 1-strongly convex and 1-smooth, bounds on E_2 's α -strong convexity and β -smoothness follow from

Lemma 1.2. Theorem 3.1 and 3.2 tell us $\frac{1}{2}\gamma_{T_2}^2$ is strongly convex and smooth with constants

$$\mu = \inf_{\|\bar{y}-b\|_2=1} \frac{1}{(\bar{y}-b)^T \bar{y} + \|\bar{y}\|_2^2} = \frac{1}{(1+\|b\|_2)(2+\|b\|_2)}$$

$$L = \sup_{\|\bar{y}-b\|_2=1} \frac{(\bar{y}-b)^T \bar{y} + \|\bar{y}\|_2^2}{((\bar{y}-b)^T \bar{y})^3} = \frac{2-\|b\|_2}{(1-\|b\|_2)^2}$$

Then following Lemma 3.3, $\frac{1}{2}\gamma_{E_2}^2$ is $\frac{\lambda_{\min}}{(1+\|b\|_2)(2+\|b\|_2)}$ -strongly convex and $\frac{\lambda_{\max}(2-\|b\|_2)}{(1-\|b\|_2)^2}$ -smooth.

A similar calculation holds for general p , although we lack a closed form for the infimum and supremum over all boundary points. Since T_p is a translated p -norm ball, it has the same strong convexity/smoothness constants as B_p . Lemma 1.2 then ensures the ellipsoid E_p is $\frac{\lambda_{\min}}{\sqrt{\lambda_{\max}}}(p-1)n^{\frac{1}{2}-\frac{1}{p}}$ -strongly convex if $1 < p \leq 2$, and $\frac{\lambda_{\max}}{\sqrt{\lambda_{\min}}}(p-1)n^{\frac{1}{2}-\frac{1}{p}}$ -smooth if $p \geq 2$. The strong convexity and smoothness constants of functions $\frac{1}{2}\gamma_{E_p}^2$ do not have such simple closed forms. In Appendix A.1, we compute bounds on these constants for any translated p -norm ball T_p , from which applying Lemma 3.3 gives $O\left(\lambda_{\min}n^{\frac{1}{2}-\frac{1}{p}}\right)$ -strong convexity and $O\left(\lambda_{\max}\frac{n^{1-\frac{2}{p}}}{(1-\|b\|_p)^2}\right)$ -smoothness when $1 < p \leq 2$ and $2 \leq p < \infty$, respectively.

3.2 Tightness of our Main Theorems and their Converses.

Our main Theorems 3.1 and 3.2 have shown that a strongly convex/smooth set has a strongly convex/smooth gauge function squared. Here we observe that these results are essentially tight in two respects. Theorem 3.3 below shows that no improvement in these constants is possible. Then Theorems 3.4 and 3.5 show the converse results, that if a set's gauge squared is α -strongly convex or β -smooth then the set itself must be $O(\alpha)$ -strongly convex or $O(\beta)$ -smooth, respectively. Proofs of each of these results are deferred to Sections 3.3.3, 3.3.4 and 3.3.5.

Theorem 3.3. *For any values of $\gamma, R, D > 0$, there exists a convex set S , $\bar{y} \in \text{bdry } S$ and unit $\zeta \in N_S(\bar{y})$ such that, S is γ -strongly convex and γ -smooth with respect to (\bar{y}, ζ) and*

$$\lambda_{\min}(\nabla^2 \frac{1}{2}\gamma_S^2(\bar{y})) = \frac{1}{2R^3} \left(R + \gamma D^2 - \sqrt{(R + \gamma D^2)^2 - 4\gamma R^3} \right),$$

$$\lambda_{\max}(\nabla^2 \frac{1}{2}\gamma_S^2(\bar{y})) = \frac{1}{2R^3} \left(R + \gamma D^2 + \sqrt{(R + \gamma D^2)^2 - 4\gamma R^3} \right)$$

where $D = \|\bar{y}\|$ and $R = \zeta^T \bar{y}$.

Theorem 3.4. *Consider any set S with $0 \in \text{int } S$ and $y \in \mathcal{E}$ with $\gamma_S(y) \neq 0$. If $\frac{1}{2}\gamma_S^2$ is μ -strongly convex w.r.t. (y, g) , then the set S is strongly convex with parameter $\mu\zeta^T \bar{y}$ w.r.t. (\bar{y}, ζ) , where $\bar{y} = y/\gamma_S(y)$, $\zeta = g/\|g\|$.*

Theorem 3.5. *Consider any set S with $0 \in \text{int } S$ and $y \in \mathcal{E}$ with $\gamma_S(y) \neq 0$. If $\frac{1}{2}\gamma_S^2$ is L -smooth w.r.t. (y, g) , then the set S is smooth with parameter $L\zeta^T \bar{y}$ w.r.t. (\bar{y}, ζ) where $\bar{y} = y/\gamma_S(y)$, $\zeta = g/\|g\|$.*

3.3 Proofs of Theorems Characterizing Structured Gauges.

Both strongly convex sets and smooth sets are defined in terms of balls built by a boundary point and corresponding normal vector. This perspective is critical for the proofs of our main theorems.

The following lemmas characterize gauges of these approximating balls. Their proofs are deferred to Appendix A.2.5 and A.2.6. Note that below, we consider sets $B(\bar{y} - r\zeta, r)$, which may not contain the origin. As a result, it is important that we defined the gauge as $\inf\{\lambda > 0 \mid x \in \lambda S\}$, which may no longer equal $\sup\{\lambda > 0 \mid x \notin \lambda S\}$.

Lemma 3.4. *Consider any closed convex set S with $0 \in \text{int } S$ and $y \in \mathbb{R}^n$ with $\gamma_S(y) \neq 0$. For the boundary point $\bar{y} = y/\gamma_S(y)$ and any unit normal vector $\zeta \in N_S(\bar{y})$, the ball $B = B(\bar{y} - r\zeta, r)$ with radius $r > 0$ has*

$$(a) \quad \gamma_S(y) = \gamma_B(y).$$

$$(b) \quad \nabla \frac{1}{2} \gamma_B^2(y) \in \partial \frac{1}{2} \gamma_S^2(y).$$

$$(c) \quad \nabla^2 \frac{1}{2} \gamma_B^2(y) = \frac{1}{(\bar{\zeta}^T \bar{y})^3} \left(\left(\bar{\zeta}^T \bar{y} + \|\bar{y}\|^2 \right) \bar{\zeta} \bar{\zeta}^T - \bar{\zeta}^T \bar{y} (\bar{\zeta} \bar{y}^T + \bar{y} \bar{\zeta}^T) + \left(\bar{\zeta}^T \bar{y} \right)^2 I \right), \text{ where } \bar{\zeta} = r\zeta.$$

Lemma 3.5. *Consider any ball $B = B(\bar{y} - r\zeta, r)$ and y with $\bar{y} = y/\gamma_B(y)$ and $\zeta^T \bar{y} > 0$, the eigenvalues of the Hessian matrix $\nabla^2 \frac{1}{2} \gamma_B^2(y)$, $\lambda_1 \leq \lambda_2 \leq \dots \leq \lambda_n$, are given by:*

$$\begin{aligned} \lambda_1 &= \frac{1}{2(\zeta^T \bar{y})^3} \left(\zeta^T \bar{y} + \frac{\|\bar{y}\|^2}{r} - \sqrt{\left(\zeta^T \bar{y} + \frac{\|\bar{y}\|^2}{r} \right)^2 - \frac{4(\zeta^T \bar{y})^3}{r}} \right) \geq \frac{\frac{1}{r}}{\zeta^T \bar{y} + \frac{\|\bar{y}\|^2}{r}} \\ \lambda_i &= \frac{1}{\zeta^T \bar{y}}, \quad \text{for } i = 2, \dots, n-1 \\ \lambda_n &= \frac{1}{2(\zeta^T \bar{y})^3} \left(\zeta^T \bar{y} + \frac{\|\bar{y}\|^2}{r} + \sqrt{\left(\zeta^T \bar{y} + \frac{\|\bar{y}\|^2}{r} \right)^2 - \frac{4(\zeta^T \bar{y})^3}{r}} \right) \leq \frac{\zeta^T \bar{y} + \frac{\|\bar{y}\|^2}{r}}{(\zeta^T \bar{y})^3}. \end{aligned}$$

3.3.1 Proof of Theorem 3.1. Consider any y with $\gamma_S(y) \neq 0$, and boundary point $\bar{y} = y/\gamma_S(y)$ with unit normal vector $\zeta \in N_S(\bar{y})$. Denote the (locally) outer approximating ball $B = B(\bar{y} - \zeta/\alpha, 1/\alpha)$. Applying the subgradient chain rule, we compute the gradient of this ball's gauge squared is g as

$$\partial \left(\frac{1}{2} \gamma_B^2 \right) (y) = \gamma_B(y) \partial \gamma_B(y) = \left\{ \frac{\gamma_B(y) \zeta}{\zeta^T \bar{y}} \right\}.$$

By Lemma 3.4 (c) and Lemma 3.5, this half gauge squared is locally strongly convex at \bar{y} with constant

$$\mu = \frac{1}{2(\zeta^T \bar{y})^3} \left(\zeta^T \bar{y} + \alpha \|\bar{y}\|^2 - \sqrt{(\zeta^T \bar{y} + \alpha \|\bar{y}\|^2)^2 - 4\alpha(\zeta^T \bar{y})^3} \right).$$

For any $\tilde{\mu} < \mu$, consider a neighborhood such that all $z \in B(y, \eta)$ have

$$\frac{1}{2} \gamma_B^2(z) \geq \frac{1}{2} \gamma_B^2(y) + g^T(z - y) + \frac{\tilde{\mu}}{2} \|z - y\|^2.$$

Since S is strongly convex w.r.t. (\bar{y}, ζ) , then $S \cap B(\bar{y}, \bar{\eta}) \subseteq B\left(\bar{y} - \frac{1}{\alpha} \zeta, \frac{1}{\alpha}\right) \cap B(\bar{y}, \bar{\eta})$ for some $\bar{\eta}$. Hence for z near y , $\gamma_S(z) \geq \gamma_B(z)$. Applying this bound and Lemma 3.4 (a) and (b), we conclude for any $\tilde{\mu} < \mu$ in some neighborhood of y , all z have

$$\frac{1}{2} \gamma_S^2(z) \geq \frac{1}{2} \gamma_B^2(z) \geq \frac{1}{2} \gamma_S^2(y) + g^T(z - y) + \frac{\mu}{2} \|z - y\|^2. \quad (3.1)$$

That is, γ_S^2 is locally μ -strongly convex.

If $\gamma_S(y) = 0$ and $y = 0$, then $\partial(\frac{1}{2}\gamma_S^2)(y) = \{0\}$. For any point z , Lemma 2.1 ensures $\frac{1}{2}\gamma_S^2(z) - \frac{1}{2}\gamma_S^2(y) - 0^T(z - y) \geq \frac{1}{2} \frac{\|z\|^2}{\sup\{\|x\|^2 \mid x \in S\}}$. Thus $\frac{1}{2}\gamma_S^2$ is $1/\sup\{\|x\|^2 \mid x \in S\}$ -strongly convex w.r.t. $(0, 0)$.

If $\gamma_S(y) = 0$ and $y \neq 0$, then we still have $\partial(\frac{1}{2}\gamma_S^2)(y) = \{0\}$. However, $\gamma_S(ty) = t\gamma_S(y) = 0$ for any $t > 0$. Thus $\frac{1}{2}\gamma_S^2(y)$ is constant along this ray and consequently cannot be strongly convex at y .

3.3.2 Proof of Theorem 3.2. Following the same technique as in Theorem 3.1, but utilizing the maximum eigenvalue bound of Lemma 3.5 instead of minimum, ensures for $y \neq 0$ the function $\frac{1}{2}\gamma_S^2(y)$ is smooth with the parameter

$$L = \frac{1}{2(\zeta^T \bar{y})^3} \left(\zeta^T \bar{y} + \beta \|\bar{y}\|^2 + \sqrt{(\zeta^T \bar{y} + \beta \|\bar{y}\|^2)^2 - 4\beta(\zeta^T \bar{y})^3} \right).$$

If $\gamma_S(y) = 0$, then $g = \nabla(\frac{1}{2}\gamma_S^2)(y) = \{0\}$, similar to the proof of Theorem 3.1, by Lemma 2.1, we have $\frac{1}{2}\gamma_S^2(z) \leq \frac{1}{2} \frac{\|z\|^2}{\inf\{\|y\|^2 \mid y \in S\}}$. Thus $\frac{1}{2}\gamma_S^2$ is $1/\inf\{\|y\|^2 \mid y \in S\}$ -smooth w.r.t. $(y, 0)$.

3.3.3 Proof of Theorem 3.3. Let $S = \text{conv}(\{0\} \cup B(c, \gamma))$, where $c = \bar{y} - \gamma\zeta$. Consider $\bar{y} = (\sqrt{D^2 - R^2}, -R) \in \text{bdry } S$ and $\zeta = (0, -1) \in N_S(\bar{y})$. By Lemma 3.4, we get

$$\frac{1}{2}\nabla^2\gamma_S^2(y) = \frac{1}{R^3} \begin{bmatrix} \gamma R^2 & \gamma R\sqrt{D^2 - R^2} \\ \gamma R\sqrt{D^2 - R^2} & R + \gamma(D^2 - R^2) \end{bmatrix}.$$

This positive definite matrix has

$$\lambda_{\min}(\nabla^2\frac{1}{2}\gamma_S^2(y)) = \frac{1}{2R^3} \left(R + \gamma D^2 - \sqrt{(R + \gamma D^2)^2 - 4\gamma R^3} \right)$$

and

$$\lambda_{\max}(\nabla^2\frac{1}{2}\gamma_S^2(y)) = \frac{1}{2R^3} \left(R + \gamma D^2 + \sqrt{(R + \gamma D^2)^2 - 4\gamma R^3} \right)$$

where $\zeta \in N_S(\bar{y})$ and $\|\zeta\| = 1$.

3.3.4 Proof of Theorem 3.4. Note that subgradients of the half gauge squared are given by

$$\partial\left(\frac{1}{2}\gamma_S^2\right)(y) = \gamma_S(y)\partial\gamma_S(y) = \left\{ \frac{\gamma_S(y)\zeta}{\zeta^T \bar{y}} \mid \zeta \in N_S(\bar{y}) \right\}$$

by the chain rule of subgradient calculus and the formula for subgradients of a gauge. Hence $\zeta = g/\|g\| \in N_S(\bar{y})$ and $g = \gamma_S(y)\zeta/\zeta^T \bar{y}$. For any $\tilde{\mu} < \mu$, consider a neighborhood such that all $z \in B(y, \eta)$ have

$$\frac{1}{2}\gamma_S^2(z) \geq \frac{1}{2}\gamma_S^2(y) + \left(\frac{\gamma_S(y)\zeta}{\zeta^T \bar{y}} \right)^T (z - y) + \frac{\tilde{\mu}}{2}\|z - y\|^2.$$

Dividing through by $\gamma_S^2(y)$, all $z \in B(\bar{y}, \bar{\eta})$ with $\bar{\eta} = \eta/\gamma_S(y)$ have

$$\frac{1}{2}\gamma_S^2(z) \geq \frac{1}{2}\gamma_S^2(\bar{y}) + \left(\frac{\zeta}{\zeta^T \bar{y}} \right)^T (z - \bar{y}) + \frac{\tilde{\mu}}{2}\|z - \bar{y}\|^2.$$

Expressing the set $S = \{z \mid \gamma_S(z) \leq 1\}$, we arrive at the local strong convexity containment of

$$\begin{aligned} S \cap B(\bar{y}, \bar{\eta}) &= \left\{ z \mid \frac{1}{2} \gamma_S^2(z) \leq \frac{1}{2} \right\} \cap B(\bar{y}, \bar{\eta}) \\ &\subseteq \left\{ z \mid \frac{1}{2} \gamma_S^2(\bar{y}) + \left(\frac{\zeta}{\zeta^T \bar{y}} \right)^T (z - \bar{y}) + \frac{\mu}{2} \|z - \bar{y}\|^2 \leq \frac{1}{2} \right\} \cap B(\bar{y}, \bar{\eta}) \\ &= \left\{ z \mid \left\| z - \bar{y} + \frac{\zeta}{\mu \zeta^T \bar{y}} \right\|^2 \leq \frac{1}{\mu^2 (\zeta^T \bar{y})^2} \right\} \cap B(\bar{y}, \bar{\eta}). \end{aligned}$$

3.3.5 Proof of Theorem 3.5. Similar to Theorem 3.4.

4 Minimization of Structured Finite Maximums.

Recall that both feasibility problems (1.1) and constrained optimization problems (1.2) can be reformulated into unconstrained optimization problems over a finite maximum of gauges (1.6) and (1.7), respectively. Our Theorems 3.1 and 3.2 establish that these gauges when squared are often smooth and/or strongly convex. Moreover, Lemma 2.1 ensures all gauges $\gamma_{S,e}$ of closed convex sets S with $e \in \text{int } S$ are Lipschitz continuous with constant $1/R(S, e)$ where $R(S, e) = \inf\{\|x - e\|_2 \mid x \in S\}$. Thus both feasibility and constrained optimization problem can be formulated as minimizing a finite maximum of Lipschitz functions that, when squared, are smooth and/or strongly convex (but no longer Lipschitz).

To the best of our knowledge, no prior works have studied this family of problems. Prior works have considered settings of minimizing a finite maximum of Lipschitz smooth functions [28–31]. A maximum of Lipschitz strongly convex optimization is itself Lipschitz and strongly convex, so classic guarantees, like [32], apply. In this section, we show that many standard algorithms generalize to minimize a maximum of Lipschitz functions that, when squared, are smooth and/or strongly convex and prove the accompanying convergence rate guarantees.

Capturing both the settings of (1.6) and (1.7), here we consider the general problem of

$$p_* := \min_y \max_{i=1\dots m} \{f_i(y)\} > 0 \quad (4.1)$$

for closed convex nonnegative functions f_1, \dots, f_m that are each M -Lipschitz continuous, and each $\frac{1}{2}f_i^2$ is either L -smooth or μ -strongly convex, or both. We denote the whole objective by $f(y) = \max_i \{f_i(y)\}$. For our numerics in Section 5, we focus on the case where m is small (in particular, $m = 2$), corresponding to feasibility and constrained optimization problems with only a few sophisticated constraints.

To build an appropriate theoretical foundation for problems the form (4.1), we consider several algorithms based on the following three basic first-order oracles for $\max_i \{\frac{1}{2}f_i^2(y)\}$, discussed in further detail in the subsequent three subsections:

$$\text{subgrad}(y, \alpha) := y - \alpha f(y)g \quad g \in \partial f(y), \quad (4.2)$$

$$\text{gen-grad}(y, \alpha) := \underset{z}{\operatorname{argmin}} \left\{ \max_i \left\{ \frac{1}{2} f_i^2(y) + f_i(y) g_i^T(z - y) \right\} + \frac{1}{2\alpha} \|z - y\|^2 \right\} \quad g_i \in \partial f_i(y), \quad (4.3)$$

$$\text{level-proj}(y, \bar{f}) := \underset{z}{\operatorname{argmin}} \left\{ \|z - y\|_2^2 \mid \frac{1}{2} f_i^2(y) + f_i(y) g_i^T(z - y) \leq \frac{1}{2} \bar{f}^2 \quad \forall i \right\} \quad g_i \in \partial f_i(y). \quad (4.4)$$

All three of these updates have closed forms for the setting of our numerics with $m = 2$. The latter two computations generally amount to quadratic programs of size m . For each first-order

update (potentially with additional acceleration steps), we prove convergence guarantees when each f_i squared is smooth, when each is strongly convex, and when both hold (as well as for generic f_i). These new rates, which may be of independent interest, are summarized in Table 2.

Algorithm	Generic $\frac{1}{2}f_i^2$	μ -SC $\frac{1}{2}f_i^2$	L -Smooth $\frac{1}{2}f_i^2$	Both
Subgradient Method	$O\left(\frac{MD}{\sqrt{T+1}}\right)$	$O\left(\frac{M^2p_*}{\mu(T+1)}\right)$	$O\left(\frac{MD}{\sqrt{T+1}}\right)$	$O\left(\frac{M^2p_*}{\mu(T+1)}\right)$
Gen. Gradient Method	$O\left(\frac{MD}{\sqrt{T+1}}\right)$	$O\left(\frac{M^2p_*}{\mu(T+1)}\right)$	$O\left(\frac{LD^2p_*}{T+1}\right)$	$O((1-L/\mu)^T)$
Accel. Gen. Gradient Method	-	-	$O\left(\frac{LD^2}{p_*(T+1)^2}\right)$	$O((1-\sqrt{L/\mu})^T)$
Level-Projection Method	$O\left(\frac{MD}{\sqrt{T+1}}\right)$	$O\left(\frac{M^2p_*}{\mu(T+1)}\right)$	$O\left(\frac{MD}{\sqrt{T+1}}\right)$	$O\left(\frac{M^2p_*}{\mu(T+1)}\right)$

Table 2: Convergence rates for methods using oracles (4.2), (4.3), or (4.4) minimizing M -Lipschitz functions f_i with varied structure in $\frac{1}{2}f_i^2$ and minimizer y^* with $\|y_0 - y^*\| \leq D$. Further improvements for Level-Projection Methods in smoothing settings may be possible using the ideas of [33].

Further Algorithms and Oracle Models (When m is Large) We first note two existing accelerated methods applicable when m is large and each component of the maximum is L -smooth. The accelerated smoothing method of [28, 29] replaces the finite maximum by a $1/\epsilon$ -smooth approximation. Then applying Nesterov’s accelerated method gives an overall convergence rate of $O(L/T)$, improving on the subgradient method’s $O(1/\sqrt{T})$. Renegar and Grimmer [34]’s restarting scheme showed such a method can attain a faster $L/\mu \log(1/\epsilon)$, when μ -strong convexity additionally holds. Alternatively, replacing the finite maximum by $\max_{\theta \in \Delta} \sum \theta_i f_i(x)$ where Δ is the simplex gives an equivalent convex-concave minimax optimization problem. Then the same $O(L/T)$ speed up can be attained by Nemirovski’s convergence rate for the extragradient method [30].

Other sophisticated nonsmooth minimization methods could also be explored. Classical bundle methods [35, 36], which construct cutting plane models used to produce stable descent sequences, could be applied with convergence guarantees following from their recent literature [33, 37–40]. An alternative scheme for minimizing finite maximums of smooth functions was recently proposed by Han and Lewis [41]. Their approach aims to maintain (at least) m points, each staying within a smooth region of the objective (where a single f_i attains the maximum). Then each iteration solves a relatively simple second-order cone program to update each point within its region.

4.1 Simple Subgradient Methods Based on (4.2).

First, we consider methods taking “simple subgradient steps” on $\frac{1}{2}f^2(y)$ via (4.2). Note $\partial f(y) = \{\sum \lambda_i g_i \mid \sum_i \lambda_i = 1, \lambda_i \geq 0, g_i \in \partial f_i(y), \lambda_i(f(y) - f_i(y)) = 0\}$. The chain rule ensures $f(y)g$ is a subgradient of $\frac{1}{2}f^2(y)$. Such a subgradient can be computed from any subgradient of a f_i attaining the finite maximum f at y . Iterating the step (4.2) with some sequence of stepsizes α_k then gives the classic subgradient method applied to $\frac{1}{2}f^2$. The near optimality of the squared problem relates to the near optimality of (4.1) via

$$f(y) - p_* = \frac{f^2(y) - p_*^2}{f(y) + p_*} \leq \frac{\frac{1}{2}f^2(y) - \frac{1}{2}p_*^2}{p_*}. \quad (4.5)$$

Under appropriate choice of a stepsize sequence α_k , we use the non-Lipschitz convergence results of [42] to show $y_{k+1} = \text{subgrad}(y_k, \alpha_k)$ converges at a rate of $1/\sqrt{k}$ for generic convex minimization and $1/k$ for problems that are strongly convex when squared. To the best of our knowledge, such simple subgradient methods do not benefit from the smoothness of squared objective components. The proof of this result is deferred to Appendix A.3.

Theorem 4.1. *For any convex, nonnegative, M -Lipschitz functions f_i , the subgradient method $y_{k+1} = \text{subgrad}(y_k, \alpha_k)$ with $\alpha_k = \frac{D}{\|f(y_k)g_k\|\sqrt{T+1}}$ has*

$$\min_{k \leq T} \{f(y_k) - p_*\} \leq \frac{MD}{\sqrt{T+1}} + \frac{M^2 D^2}{2p_*(T+1)}$$

provided some minimizer y^ of (4.1) has $\|y_0 - y^*\| \leq D$. If additionally, each $\frac{1}{2}f_i^2$ is μ -strongly convex, then selecting $\alpha_k = \frac{2}{\mu(k+2) + \frac{M^4}{\mu(k+1)}}$ has*

$$\min_{k \leq T} \{f(y_k) - p_*\} \leq \frac{4M^2 p_*}{\mu(T+2)} + \frac{4M^4 D^2}{\mu p_*(T+1)(T+2)}.$$

4.2 Generalized Gradient Methods Based on (4.3).

We consider (accelerated) methods iteratively applying the “generalized gradient step” (4.3) following the development of Nesterov [19] (this can also be viewed as a prox linear step [31] on the composition of the maximum function $\max\{t_1, \dots, t_m\}$ with the smooth mapping $y \mapsto \frac{1}{2}(f_1^2(y), \dots, f_m^2(y))$). Computing this step can be formulated as a quadratic program of dimension m . When $m = 1$, this is exactly a (sub)gradient step on $\frac{1}{2}f^2$ with stepsize α . For $m = 2$, this can be computed in closed form as

$$\text{gen-grad}(y, \alpha) = \begin{cases} y^{(1)} & \text{if } \frac{1}{2}f_1^2(y) + f_1(y)g_1^T(y^{(1)} - y) > \frac{1}{2}f_2^2(y) + f_2(y)g_2^T(y^{(1)} - y) \\ y^{(2)} & \text{if } \frac{1}{2}f_1^2(y) + f_1(y)g_1^T(y^{(2)} - y) < \frac{1}{2}f_2^2(y) + f_2(y)g_2^T(y^{(2)} - y) \\ y^{(3)} & \text{otherwise} \end{cases}$$

where

$$\begin{cases} y^{(1)} := y - \alpha f_1(y)g_1 \\ y^{(2)} := y - \alpha f_2(y)g_2 \\ y^{(3)} := y - \alpha((1-\theta)f_1(y)g_1 + \theta f_2(y)g_2) \end{cases}$$

and $\theta = \frac{\frac{1}{\alpha}(f_2^2(y) - f_1^2(y)) + (f_1(y)g_1 - f_2(y)g_2)^T(f_1(y)\nabla f_1(y))}{\|f_1(y)g_1 - f_2(y)g_2\|_2^2}$. For $i = 1, 2$, $y^{(i)}$ is a subgradient step on $\frac{1}{2}f_i^2$.

Generalized Gradient Method We find that for appropriately chosen stepsizes α_k , iterating $y_{k+1} = \text{gen-grad}(y_k, \alpha_k)$ converges as fast as the proceeding subgradient method when f_i^2 is not smooth and further speeds up when smoothness holds. Again, the proof of this result is deferred to Appendix A.3.

Theorem 4.2. *For any convex, nonnegative, M -Lipschitz functions f_i , the generalized gradient method $y_{k+1} = \text{gen-grad}(y_k, \alpha_k)$ with stepsizes $\alpha_k = \frac{D}{Mp_*\sqrt{T+1}}$ and $T+1 \geq M^2 D^2 / p_*^2$ has*

$$\min_{k \leq T} \{f(y_k) - p_*\} \leq \frac{2MD}{\sqrt{T+1}}$$

provided some minimizer y^* of (4.1) has $\|y_0 - y^*\| \leq D$. If additionally each $\frac{1}{2}f_i^2$ is μ -strongly convex, then selecting $\alpha_k = \frac{2}{\mu(k+2) + \frac{M^4}{\mu(k+1)}}$ ensures

$$\min_{k \leq T} \{f(y_k) - p_*\} \leq \frac{4M^2 p_*}{\mu(T+2)} + \frac{2M^4 \|y_0 - y^*\|^2}{\mu p_*(T+1)(T+2)}.$$

Alternatively, if each $\frac{1}{2}f_i^2$ is L -smooth, then selecting $\alpha_k = 1/L$ ensures

$$f(y_T) - p_* \leq \frac{LD^2 p_*}{T}.$$

If both L -smoothness and μ -strong convexity hold, then selecting $\alpha_k = 1/L$ ensures

$$\|y_T - y^*\|^2 \leq (1 - \mu/L)^T D^2.$$

In the smooth settings where descent can be guaranteed, this gradient method can be made parameter-free by utilizing the following Armijo linesearch

$$\begin{cases} s_k = \sup\{\tau^i \bar{s} \mid \frac{1}{2}f^2(\bar{y}) \leq \frac{1}{2}f^2(y_k) - c\|\bar{y} - y_k\|^2, \bar{y} = \text{gen-grad}(y_k, \tau^i \bar{s}), i \in \mathbb{Z}\} \\ y_{k+1} = \text{gen-grad}(y_k, s_k) \end{cases} \quad (4.6)$$

which can be shown to converge at the same rates as above, up to small constants depending on the backtracking parameters $\bar{s} > 0$ and $\tau \in (0, 1)$.

Accelerated Generalized Gradient Method Applying the following accelerated generalized gradient method yields stronger convergence guarantees whenever the squared components $\frac{1}{2}f_i^2$ are all L -smooth (proof in Appendix A.3):

$$\begin{cases} x_{k+1} = \text{gen-grad}(y_k, 1/L) \\ t_{k+1}^2 = (1 - t_k)t_k^2 + \frac{\mu}{L}t_{k+1} \\ \beta_k = \frac{t_k(1-t_k)}{t_k^2 + t_{k+1}} \\ y_{k+1} = x_{k+1} + \beta_k(x_{k+1} - x_k). \end{cases} \quad (4.7)$$

Theorem 4.3. For any convex, nonnegative, M -Lipschitz functions f_i where $\frac{1}{2}f_i^2$ is L -smooth, the accelerated generalized gradient method (4.7) has

$$f(y_k) - p_* \leq \frac{\frac{1}{2}f^2(y_0) - \frac{1}{2}p_*^2 + \frac{\gamma_0}{2}\|y_0 - y^*\|^2}{p_*} \frac{4L}{(2\sqrt{L} + k\sqrt{\gamma_0})^2}$$

where y^* is the minimizer of (4.1) and $\gamma_0 = \frac{t_0(t_0 L - \mu)}{1 - t_0}$. If additionally each $\frac{1}{2}f_i^2$ is μ -strongly convex,

$$f(y_k) - p_* \leq \frac{\frac{1}{2}f^2(y_0) - \frac{1}{2}p_*^2 + \frac{\gamma_0}{2}\|y_0 - y^*\|^2}{p_*} \left(1 - \sqrt{\frac{\mu}{L}}\right)^k.$$

A parameter-free version of this iteration may be possible by generalizing the backtracking linesearch ideas of Nesterov's universal fast gradient method [43]. Such a universal method may attain both the optimal nonsmooth rates of the direct subgradient method and smooth rates of the accelerated generalized gradient method simultaneously.

4.3 Level-set Projection Methods Based on (4.4).

Lastly, we consider a “level-set projection step” which linearizes each $\frac{1}{2}f_i^2$ and projects onto the model objective’s sublevel set at some fixed height \bar{f} ,

For example, in the setting of our feasibility problem (1.6), we only seek $\gamma_{S_i, e_i} \leq 1 = \bar{f}$ (giving a parameter-free method). When the optimal objective value f^* is known, we can set $\bar{f} = f^*$. When $m = 1$, (4.4) with $\bar{f} = f^*$ is exactly a (sub)gradient step with the Polyak stepsize rule. When $m = 2$, this level projection step can still be computed in closed form:

$$\text{level-proj}(y, \bar{f}) = \begin{cases} y^{(1)} & \text{if } \frac{1}{2}f_1^2(y) + f_1(y)g_1^T(y^{(1)} - y) > \frac{1}{2}f_2^2(y) + f_2(y)g_2^T(y^{(1)} - y) \\ y^{(2)} & \text{if } \frac{1}{2}f_1^2(y) + f_1(y)g_1^T(y^{(2)} - y) < \frac{1}{2}f_2^2(y) + f_2(y)g_2^T(y^{(2)} - y) \\ y^{(3)} & \text{otherwise.} \end{cases}$$

where

$$\begin{cases} y^{(1)} := y - \frac{(\frac{1}{2}f_1^2(y) - \frac{1}{2}\bar{f}^2)f_1(y)g_1}{\|f_1(y)g_1\|^2} \\ y^{(2)} := y - \frac{1}{2} \frac{(f_2^2(y) - \bar{f}^2)f_2(y)g_2}{\|f_2(y)g_2\|^2} \\ y^{(3)} := y - (\lambda_1 f_1(y)g_1 + \lambda_2 f_2(y)g_2) \end{cases}$$

and the coefficients λ_1 and λ_2 are defined as

$$\begin{bmatrix} \lambda_1 \\ \lambda_2 \end{bmatrix} = \begin{bmatrix} \|f_1(y)g_1\|_2^2 & (f_1(y)g_1)^T(f_2(y)g_2) \\ (f_1(y)g_1)^T(f_2(y)g_2) & \|f_2(y)g_2\|_2^2 \end{bmatrix}^{-1} \begin{bmatrix} \frac{1}{2}f_1^2(y) - \frac{1}{2}\bar{f}^2 \\ \frac{1}{2}f_2^2(y) - \frac{1}{2}\bar{f}^2 \end{bmatrix}.$$

Iterating this method for any m and $\bar{f} \geq p_*$ will converge towards this target objective level as follows (proof deferred to Appendix A.3).

Theorem 4.4. *For any convex, nonnegative, M -Lipschitz functions f_i and $\bar{f} \geq p_*$, the level-set projection method $y_{k+1} = \text{level-proj}(y_k, \bar{f})$ has*

$$\min_{k=0\dots T} \{f(y_k) - \bar{f}\} \leq \frac{MD}{\sqrt{T+1}} + \frac{2M^2D^2}{\bar{f}(T+1)}$$

provided some \bar{y} with $f(\bar{y}) \leq \bar{f}$ has $\|y_0 - \bar{y}\| \leq D$. If additionally each $\frac{1}{2}f_i^2$ is μ -strongly convex and $T+1 \geq \frac{32M^2}{\mu} \log(\mu D^2 / \bar{f}^2)$, then

$$\min_{k \leq T} \{f(y_k) - \bar{f}\} \leq \frac{\sqrt{32}M^2\bar{f}}{\mu(T+1)} + \frac{64M^4\bar{f}}{\mu^2(T+1)^2}.$$

We expect that faster convergence rates could be proven for this method when each $\frac{1}{2}f_i^2$ is smooth (with or without strong convexity). Numerically, in the following section, we will see support for this as the level projection method performs very well across a range of settings. The ideas of Lan [33] may provide a tractable path to establish such analysis and enable the analysis of accelerated level projection methods when objective functions square to become smooth.

5 Applications and Numerics.

In this section, we show the effectiveness of our gauge theory and the above algorithms on several smooth and/or strongly convex feasibility problems and constrained optimization problems. We run all methods in Section 4 on feasibility problems to verify the convergence rate Table 2. Then

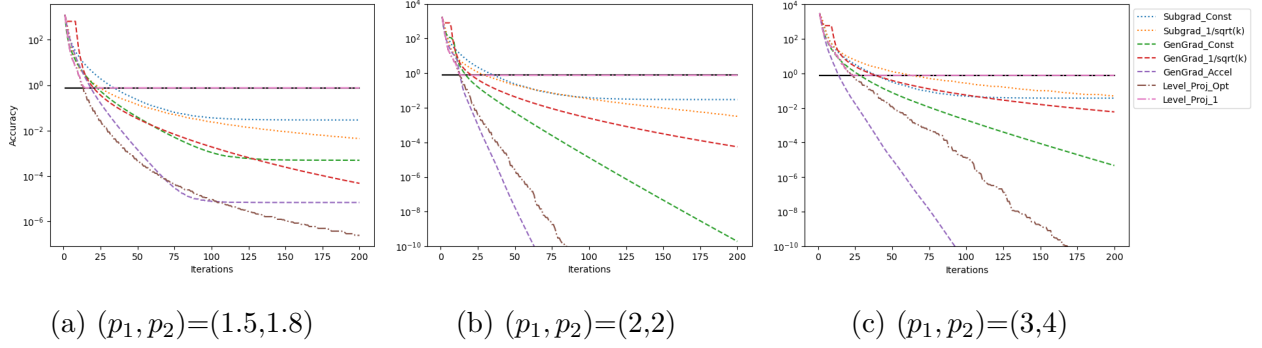


Figure 2: The minimum accuracy of $\max_i \{\frac{1}{2} \gamma_{S_i}^2(x_k)\} - \max_i \{\frac{1}{2} \gamma_{S_i}^2(x^*)\}$ of finding the intersection point of two smooth/strongly convex p -norm balls by subgradient methods, generalized gradient methods, Nesterov accelerated method, and level projection methods. Note that all points below the black line at objective value one correspond to feasible solutions.

considering constrained optimization problems, we compare our projection-free accelerated method based on the radial dual (1.7) against standard first-order and second-order solvers. Our numerical experiments are conducted on a two-core Intel i5-6267u CPU using Julia 1.8.5 and solver versions Gurobi 10.0.1, Mosek 10.0.2, COSMO 0.8.6, SCS 3.2.1¹.

5.1 Application to p -norm Ellipsoid Feasibility Problems.

First, we illustrate the above algorithms by considering the p -norm ellipsoid feasibility problem

$$\text{Find } x \text{ s.t. } x \in \{x \mid \|A_1 x - b_1\|_{p_1} \leq \tau_1\} \cap \{x \mid \|A_2 x - b_2\|_{p_2} \leq \tau_2\}, \quad (5.1)$$

setting $S_i = \{x \mid \|A_i x - b_i\|_{p_i} \leq 1\}$. Recall the discussion in Example 3.1 showed ellipsoidal sets are smooth when $2 \leq p < \infty$, strongly convex when $1 < p \leq 2$, and both when $p = 2$. We consider these three settings separately in dimensions $n = 1600$, matching the speedups expected from Section 4.

We generate synthetic ellipsoids corresponding to linear regression uncertainty sets with two differently corrupted data sets $i = 1, 2$. We generate $x_{true} \in \mathbb{R}^n$ and $A_i \in \mathbb{R}^{n \times n}$ with standard normal entries and $b_i = A_i x_{true} + \epsilon_i$ where ϵ_i has generalized normal distribution with shape parameter $\beta = p_i$. Then we select each τ_i such that $x_{true} \in S_i$ holds with probability 0.975. Our feasibility problem can then be viewed as seeking any $x \in \cap S_i$ able to provide a reasonable estimate of x_{true} , performing well on each data set. Note setting the shape parameter $\beta < 2$ gives a heavier tail than Gaussian data (with $\beta = 1$ yielding a Laplace distribution) while $\beta > 2$ gives a lighter tail (with $\beta = \infty$ yielding a uniform distribution).

Following (1.6), we approach finding a feasible point via $\min_y \max_i \{\gamma_{S_i, e_i}(y)\}$ where here each e_i is computed by 30 iterations of conjugate gradient applied to $A_i x = b_i$. Computing γ_{S_i, e_i} (and its gradient) correspond to polynomial root finding, which can be done efficiently. These roots have closed forms in the cases of $p \in \{1, 2, 3, 4, \infty\}$.

We set $(p_1, p_2) = (1.5, 1.8)$, $(p_1, p_2) = (2, 2)$, $(p_1, p_2) = (3, 4)$ to generate three cases with only strong convexity, both strong convexity and smoothness, and only smoothness. For each setting, the methods in Table 2 are considered: we implement subgradient methods with stepsize $\alpha_k = \eta$,

¹The source code is available at <https://github.com/nliu15/Gauges-and-Accelerated-Optimization-over-Smooth-Strongly-Con>

$\eta/(k+10)$, $\eta/\sqrt{k+10}$, generalized gradient methods with stepsize $\alpha_k = \eta$, $\eta/(k+10)$, $\eta/\sqrt{k+10}^2$, accelerated generalized gradient method with smooth and strongly convex parameters L , μ , and level methods with \bar{f} as the optimal value and as one. All parameters are tuned to two significant figures; see the source code for the values used.

The results are shown in Figure 2. The solid black line is $y = 1$, so all solutions under this line correspond to the method having found a feasible point. In the strongly convex setting of Figure 2(a), we can see that the Level method with optimal value performs best. The subgradient method and generalized gradient method with constant stepsize and the accelerated generalized gradient method all perform reasonably up to a constant accuracy, after which nonsmoothness prevents further progress. For the smooth and strongly convex case shown in Figure 2(b), the accelerated generalized gradient method converges quickly, but the level method remains competitive (the generalized gradient methods are slower, and subgradient methods are even slower). In the only smooth case, Figure 2(c) looks similar to Figure 2(b), with every method being somewhat slower (likely since no strong convexity is present). These performances match our analysis summarized in Table 2 except for the level method outperforming our theory, competing with the accelerated generalized gradient method in smooth settings.

5.2 Application to Trust Region Optimization Problems.

Finally, we compare the best of the previous first-order method (the accelerated generalized gradient method) against standard solvers for synthetic constrained minimization problems. We consider constrained quadratic minimization problems over a p -norm ellipsoidal constraint set

$$\begin{cases} \max_x & 1 - \frac{1}{2}x^T Qx - c^T x \\ \text{s.t.} & \|Ax - b\|_p \leq 1 \end{cases} \quad (5.2)$$

for positive semidefinite $Q \in \mathbb{R}^{n \times n}$, and generic $A \in \mathbb{R}^{m \times n}$, $b \in \mathbb{R}^m$, $c \in \mathbb{R}^n$. For our numerics, we generate $Q, c, A, x_{feas}, \epsilon$ with standard normal entries and set $b = Ax_{feas} + \frac{1}{m}\epsilon$. Each solver will be directly applied to (5.2), first with $p = 2$ (making this a simple second-order cone program) and then with $p = 4$ (making this a more general conic program).

For our projection-free method, we apply the accelerated generalized gradient method to the square of the radial reformulation (1.7) to benefit from any smoothness and/or strong convexity present in the constraints. (For this radial transformation to be well-defined, we need the origin to be feasible. To ensure this, we compute e approximately solving $Ax = b$ via 30 iteration of the conjugate gradient method and then translate the problem to place e at the origin.)

$p = 2$ -norm Ellipsoid Constrained Optimization First, we consider the problem of quadratic optimization over a $p = 2$ -norm ellipsoid constraint, giving a smooth and strongly convex objective function and constraints,

$$\begin{cases} \max_x & 1 - \frac{1}{2}x^T Qx - c^T x \\ \text{s.t.} & \|Ax - b\|_2 \leq 1 \end{cases} \quad (5.3)$$

which has an equivalent unconstrained radially dual problem

$$\min_y \max \left\{ \frac{c^T y + 1 + \sqrt{(c^T y + 1)^2 + 2y^T Q y}}{2}, \frac{-b^T A y + \sqrt{(b^T A y)^2 - 4(1 - \|b\|_2^2)\|A y\|_2^2}}{1 - \|b\|_2^2} \right\}. \quad (5.4)$$

²We found the generalized gradient method with stepsize $\alpha_k = \eta/(k+10)$ never out performed the alternatives. Consequently, we omit it from our plots.

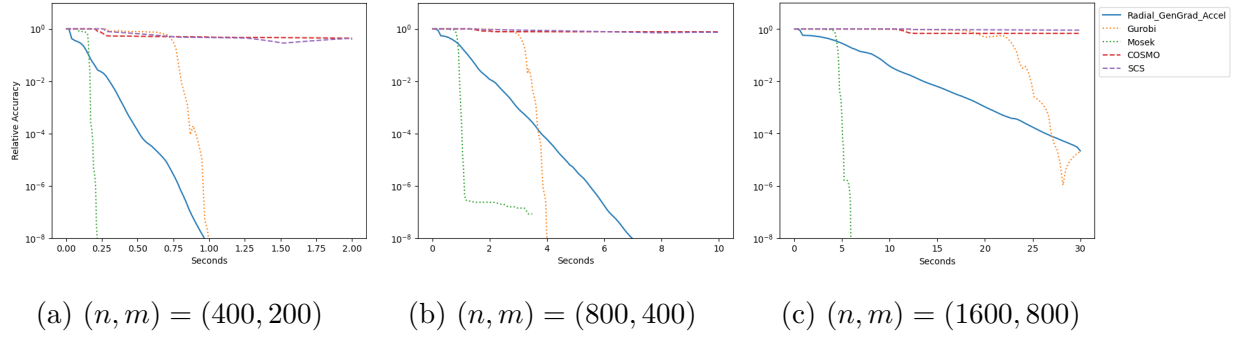


Figure 3: The minimum relative accuracy $|f(x_k) - f^*|/|f(x_0) - f^*|$ of (5.2), with size (n, m) equals $(400, 200)$, $(800, 400)$, $(1600, 800)$ from left to right, seen by radial accelerate, Gurobi, Mosek, COSMO and SCS over 2 seconds, 10 seconds, 30 seconds, respectively.

Note the second term above is exactly the gauge $\gamma_{\{x \mid \|Ax - b\|_2 \leq 1\}, 0}(y)$. As before, the smoothness and strong convexity of the objective and ellipsoid constraint corresponds to both terms above being smooth and strongly convex when squared. As a result, this can be solved at a linear rate by an accelerated projection-free method.

We generate problem instances with dimensions $(n, m) = (400, 200), (800, 400), (1600, 800)$ and apply this radial accelerated method with tuned smooth/strongly convex constants $(L, \mu) = (110, 1.2e-3), (160, 8.1e-4), (440, 4.4e-4)$, respectively. We compare this method against the default configurations of Gurobi [44] and Mosek [45] (second-order solvers) and COSMO [46] and SCS [47] (first-order solvers) in Figure 3. The first-order solvers perform poorly, making no real progress within the experiment’s computational time window. The two second-order solvers have high iteration costs but converge quickly once they start making progress. In this setting, our radial accelerated method is relatively competitive with Gurobi, but always outperformed by Mosek.

$p = 4$ -norm Ellipsoid Constrained Optimization Lastly, we consider a harder quadratic optimization problem with a quartic ellipsoid constraint, making the constraint set smooth but not strongly convex,

$$\begin{cases} \max_x & 1 - \frac{1}{2}x^T Qx - c^T x \\ \text{s.t.} & \|Ax - b\|_4 \leq 1 \end{cases} \quad (5.5)$$

which has an equivalent unconstrained radially dual problem

$$\min_y \max \left\{ \frac{c^T y + 1 + \sqrt{(c^T y + 1)^2 + 2y^T Qy}}{2}, \gamma_S(y) \right\}. \quad (5.6)$$

where $S = \{x \mid \|Ax - b\|_4 \leq 1\}$. The gauge γ_S has a closed form given by quartic formula, and only costs one matrix-vector multiplication with A to evaluate. In this case, the two terms in (5.6) are only guaranteed to have smoothness when squared.

As before, we consider problem dimensions $(n, m) = (400, 200), (800, 400), (1600, 800)$ and tune the radial accelerated method to with constants $(L, \mu) = (7.6, 1.2e-3), (13, 8.6e-4), (6.7, 3.7e-4)$, respectively. The numerical result is shown in Figure 4. The first-order solvers still perform poorly. Here the second-order solvers are outperformed by our radial method at all sizes, increasingly so as the problem dimension grows. This strong performance motivates future works, building more practical radial methods and testing their performance on real (non-synthetic) problem instances.

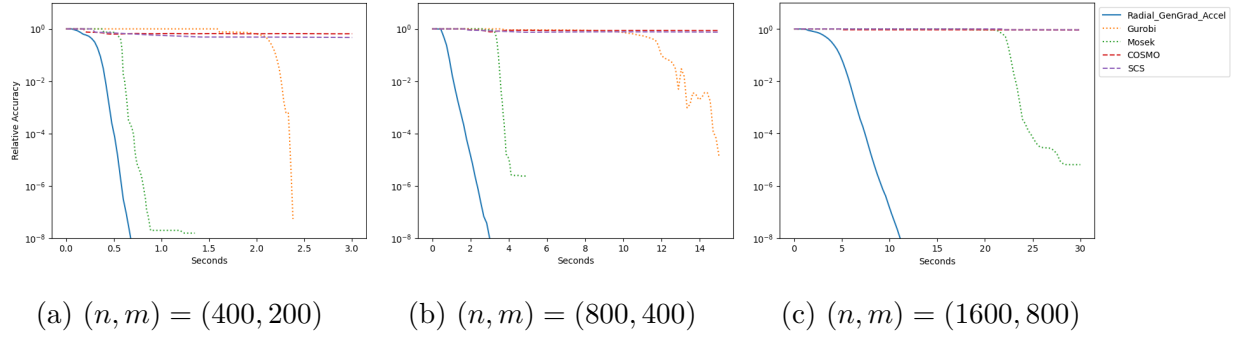


Figure 4: The minimum relative accuracy $|f(x_k) - f^*|/|f(x_0) - f^*|$ of (5.5), with size (n, m) equals $(400, 200)$, $(800, 400)$, $(1600, 800)$ from left to right, seen by radial accelerate, Gurobi, Mosek, COSMO and SCS over 3 seconds, 15 seconds, 30 seconds, respectively.

6 Conclusion

In this paper, we showed that α -strongly convex and/or β -smooth sets always have $O(\alpha)$ -strongly convex and/or $O(\beta)$ -smooth gauge squared. As a result, feasibility and optimization problems over structured sets can be recast as structured optimization problems minimizing these gauges squared. To benefit from this, we proposed fast first-order methods targeting such squared strongly convex/smooth properties. Consequently, we derived accelerated convergence guarantees of $O(1/T)$ for problems over strongly convex sets, $O(1/T^2)$ for smooth sets, and accelerated linear convergence given both. Numerically, we find these methods are very effective in sample synthetic experiment settings. This indicates future developments of gauge-based methods may provide a competitive alternative to current solvers based on ADMM or interior point approaches.

Additionally, future works may be able to identify further relationships between structured sets and their gauges. We expect that notions of uniform smoothness/convexity of a set will correspond to a Hölder/uniform smoothness of the set's gauge raised to an appropriate power. Such analysis may explain the linear convergence we observe for our radial method in settings with $p = 4$ norms (where strong convexity does not hold, but some uniform convexity notion may hold).

References

- [1] Benjamin Grimmer. Radial Duality Part I: Foundations. <https://arxiv.org/abs/2104.11179>, 2021.
- [2] Benjamin Grimmer. Radial Duality Part II: Applications and Algorithms. <https://arxiv.org/abs/2104.11185>, 2021.
- [3] Nicholas J Daras and Themistocles M Rassias. *Operations Research, Engineering, and Cyber Security: Trends in Applied Mathematics and Technology*, volume 113. Springer, 2017.
- [4] Evgenii Sergeevich Polovinkin. Strongly convex analysis. *Sbornik: Mathematics*, 187(2):259, 1996.
- [5] Jean-Philippe Vial. Strong convexity of sets and functions. *Journal of Mathematical Economics*, 9(1-2):187–205, 1982.
- [6] Dan Garber and Elad Hazan. Faster rates for the frank-wolfe method over strongly-convex sets. In *International Conference on Machine Learning*, pages 541–549. PMLR, 2015.
- [7] Jean-Philippe Vial. Strong and weak convexity of sets and functions. *Mathematics of Operations Research*, 8(2):231–259, 1983.

- [8] Jacob Abernethy, Kevin A Lai, Kfir Y Levy, and Jun-Kun Wang. Faster rates for convex-concave games. In *Conference On Learning Theory*, pages 1595–1625. PMLR, 2018.
- [9] Vladimir Fedorovich Demianov and Aleksandr Moiseevich Rubinov. *Approximate methods in optimization problems*. Modern analytic and computational methods in science and mathematics no. 32. Elsevier Publishing Company, 1970.
- [10] Evgeny S Levitin and Boris T Polyak. Constrained minimization methods. *USSR Computational mathematics and mathematical physics*, 6(5):1–50, 1966.
- [11] Joseph C Dunn. Rates of convergence for conditional gradient algorithms near singular and nonsingular extremals. *SIAM Journal on Control and Optimization*, 17(2):187–211, 1979.
- [12] Marco Molinaro. Curvature of feasible sets in offline and online optimization. <https://arxiv.org/abs/2002.03213>, 2021.
- [13] Robert M. Freund. Dual gauge programs, with applications to quadratic programming and the minimum-norm problem. *Math. Program.*, 38(1):47–67, jul 1987.
- [14] Michael P. Friedlander, Ives Macêdo, and Ting Kei Pong. Gauge optimization and duality. *SIAM Journal on Optimization*, 24(4):1999–2022, 2014.
- [15] A. Y. Aravkin, J. V. Burke, D. Drusvyatskiy, M. P. Friedlander, and K. J. MacPhee. Foundations of gauge and perspective duality. *SIAM Journal on Optimization*, 28(3):2406–2434, 2018.
- [16] James Renegar. “Efficient” Subgradient Methods for General Convex Optimization. *SIAM Journal on Optimization*, 26(4):2649–2676, 2016.
- [17] Benjamin Grimmer. Radial subgradient method. *SIAM Journal on Optimization*, 28(1):459–469, 2018.
- [18] James Renegar. Accelerated first-order methods for hyperbolic programming. *Math. Program.*, 173(1-2):1–35, 2019.
- [19] Yurii Nesterov. *Introductory Lectures on Convex Optimization: A Basic Course*. Springer Publishing Company, Incorporated, 1 edition, 2014.
- [20] Qihang Lin, Selvaprabu Nadarajah, and Negar Soheili. A level-set method for convex optimization with a feasible solution path. *SIAM Journal on Optimization*, 28(4):3290–3311, 2018.
- [21] Qihang Lin, Runchao Ma, Selvaprabu Nadarajah, and Negar Soheili. A parameter-free and projection-free restarting level set method for adaptive constrained convex optimization under the error bound condition, 2020.
- [22] Aleksandr Y Aravkin, James V Burke, Dmitry Drusvyatskiy, Michael P Friedlander, and Scott Roy. Level-set methods for convex optimization. *Mathematical Programming*, 174(1):359–390, 2019.
- [23] M.R. Metel and A. Takeda. Primal-dual subgradient method for constrained convex optimization problems. *Optimization Letters*, 15:1491–1504, 2021.
- [24] Marguerite Frank and Philip Wolfe. An algorithm for quadratic programming. *Naval research logistics quarterly*, 3(1-2):95–110, 1956.
- [25] Javier Pena. Affine invariant convergence rates of the conditional gradient method, 2021.
- [26] Thomas Kerdreux, Alexandre d’Aspremont, and Sebastian Pokutta. Projection-free optimization on uniformly convex sets. In *International Conference on Artificial Intelligence and Statistics*, pages 19–27. PMLR, 2021.
- [27] Grigorii Evgen’evich Ivanov. Weakly convex sets and their properties. *Mathematical Notes*, 79(1):55–78, 2006.
- [28] Yurii Nesterov. Smooth minimization of non-smooth functions. *Math. Program.*, 103(1):127–152, May 2005.

- [29] Amir Beck and Marc Teboulle. Smoothing and first order methods: A unified framework. *SIAM J. Optim.*, 22:557–580, 2012.
- [30] Arkadi Nemirovski. Prox-method with rate of convergence $\mathcal{O}(1/t)$ for variational inequalities with lipschitz continuous monotone operators and smooth convex-concave saddle point problems. *SIAM Journal on Optimization*, 15(1):229–251, 2004.
- [31] D. Drusvyatskiy and C. Paquette. Efficiency of minimizing compositions of convex functions and smooth maps. *Math. Program.*, 178(1–2):503–558, nov 2019.
- [32] Simon Lacoste-Julien, Mark Schmidt, and Francis Bach. A simpler approach to obtaining an $\mathcal{O}(1/t)$ convergence rate for the projected stochastic subgradient method, 2012.
- [33] Guanghui Lan. Bundle-level type methods uniformly optimal for smooth and nonsmooth convex optimization. *Math. Program.*, 149(1–2):1–45, feb 2015.
- [34] James Renegar and Benjamin Grimmer. A simple nearly optimal restart scheme for speeding up first-order methods. *Found. Comput. Math.*, 22(1):211–256, feb 2022.
- [35] Claude Lemarechal. *An Extension of Davidon Methods to Nondifferentiable Problems*, pages 95–109. Springer Berlin Heidelberg, Berlin, Heidelberg, 1975.
- [36] Philip Wolfe. *A Method of Conjugate Subgradients for Minimizing Nondifferentiable Functions*, pages 145–173. Springer Berlin Heidelberg, Berlin, Heidelberg, 1975.
- [37] Yu Du and Andrzej Ruszczyński. Rate of Convergence of the Bundle Method. *J. Optim. Theory Appl.*, 173(3):908–922, June 2017.
- [38] Jiaming Liang and Renato D. C. Monteiro. A proximal bundle variant with optimal iteration-complexity for a large range of prox stepsizes. *SIAM Journal on Optimization*, 31(4):2955–2986, 2021.
- [39] Felipe Atenas, Claudia Sagastizabal, Paulo J. S. Silva, and Mikhail V. Solodov. A unified analysis of descent sequences in weakly convex optimization, including convergence rates for bundle methods, 2021.
- [40] Mateo Diaz and Benjamin Grimmer. Optimal convergence rates for the proximal bundle method. *To appear in SIAM J. Optim.*, 2023.
- [41] X. Y. Han and Adrian S. Lewis. Survey descent: A multipoint generalization of gradient descent for nonsmooth optimization, 2021.
- [42] Benjamin Grimmer. Convergence rates for deterministic and stochastic subgradient methods without lipschitz continuity. *SIAM Journal on Optimization*, 29(2):1350–1365, 2019.
- [43] Yurii Nesterov. Universal gradient methods for convex optimization problems. *Math. Program.*, 152(1–2):381–404, August 2015.
- [44] Gurobi Optimization, LLC. Gurobi Optimizer Reference Manual, 2023.
- [45] MOSEK ApS. *The MOSEK optimization toolbox for MATLAB manual. Version 9.0.*, 2019.
- [46] M Garstka, M Cannon, and P Goulart. Cosmo: A conic operator splitting method for convex conic problems. *Journal of Optimization Theory and Applications*, 190(3):779–810, 2021.
- [47] O’Donoghue Brendan, Chu Eric, Parikh Neal, and Boyd Stephen. Operator splitting for conic optimization via homogeneous self-dual embedding. *Journal of Optimization Theory and Applications*, 169(3):1042–1068, Jun 2016.
- [48] Yurii Nesterov et al. *Lectures on convex optimization*, volume 137. Springer, 2018.

A Appendix.

A.1 Explanation of Examples 3.1.

Here we carry out detailed calculations supporting our claimed strong convexity and smoothness constants for p -norm balls $B_p = \{x \mid \|x\|_p \leq 1\}$, more generally translated p -norm balls $T_p = \{x \mid \|x - b\|_p \leq 1\}$, and their gauges.

Let $f(x) = \|x - b\|_p^p$ so that $T_p = \{x \mid f(x) \leq 1\}$. Here we compute the smoothness and strong convexity at any point $\bar{y} \in \text{bdry } T_p$. Without loss of generality, $\bar{y} - b \geq 0$. Then f has gradient and Hessian given by

$$\begin{aligned}\nabla f(\bar{y}) &= p(\bar{y} - b)^{p-1}, \\ \nabla^2 f(\bar{y}) &= p(p-1)\text{diag}((\bar{y} - b)^{p-2})\end{aligned}$$

applying powers to vectors elementwise. Applying Lemma 1.1, T_p then must be locally $\alpha(\bar{y}) = \frac{p(p-1)}{\|\nabla f(\bar{y})\|_2 \|\bar{y} - b\|_\infty^{2-p}}$ strongly convex if $p \leq 2$ and $\beta(\bar{y}) = \frac{p(p-1)\|\bar{y} - b\|_\infty^{p-2}}{\|\nabla f(\bar{y})\|_2}$ -smooth if $p \geq 2$. Our main theorems then give local smoothness and strong convexities for $\frac{1}{2}\gamma_{B_p}^2(y) = \frac{1}{2}\|y\|_p^2$. Computing the inf/sup of these quantities over all boundary points \bar{y} gives the following strong convexity and smoothness constants

$$\begin{aligned}\mu &= \inf_{\|\bar{y}\|_p=1} \frac{\|\nabla f(\bar{y})\|^3}{2(\nabla f(\bar{y})^T \bar{y})^3} \left(\frac{\nabla f(\bar{y})^T \bar{y}}{\|\nabla f(\bar{y})\|} + \alpha(\bar{y})\|\bar{y}\|^2 - \sqrt{\left(\frac{\nabla f(\bar{y})^T \bar{y}}{\|\nabla f(\bar{y})\|} + \alpha(\bar{y})\|\bar{y}\|^2 \right)^2 - 4\alpha(\bar{y}) \left(\frac{\nabla f(\bar{y})^T \bar{y}}{\|\nabla f(\bar{y})\|} \right)^3} \right), \\ L &= \sup_{\|\bar{y}\|_p=1} \frac{\|\nabla f(\bar{y})\|^3}{2(\nabla f(\bar{y})^T \bar{y})^3} \left(\frac{\nabla f(\bar{y})^T \bar{y}}{\|\nabla f(\bar{y})\|} + \beta(\bar{y})\|\bar{y}\|^2 - \sqrt{\left(\frac{\nabla f(\bar{y})^T \bar{y}}{\|\nabla f(\bar{y})\|} + \beta(\bar{y})\|\bar{y}\|^2 \right)^2 - 4\beta(\bar{y}) \left(\frac{\nabla f(\bar{y})^T \bar{y}}{\|\nabla f(\bar{y})\|} \right)^3} \right).\end{aligned}$$

For the case of p -norm balls (i.e., $b = 0$), numerically computing these bounds shows the simple formulas of $\mu = L = (p-1)n^{\frac{1}{2}-\frac{1}{p}}$ are not tight. For example, when $n = 2, p = 3$, the smoothness constant above has approximate value $L \approx 2.1424$ whereas $(p-1)n^{\frac{1}{2}-\frac{1}{p}} = 2^{7/6} \approx 2.2449$.

For generic translated balls, here we provide relatively simple lower and upper bounds for μ and L above. Namely, for strong convexity, we have

$$\mu \geq \inf_{\|x-b\|_p=1} \frac{\alpha(x)}{\frac{1-\|b\|_p^p}{\|x-b\|_{2(p-1)}^{p-1}} + \alpha(x)\|x\|_2^2} \geq \frac{(p-1)n^{\frac{1}{2}-\frac{1}{p}}}{1 - \|b\|_p^p + (p-1)n^{\frac{1}{2}-\frac{1}{p}}},$$

using the norm bounds $\|x\|_2 \leq \|x\|_p \leq \|x\|_{2(p-1)}$ and that $\alpha(x) \leq (p-1)n^{\frac{1}{2}-\frac{1}{p}}$. Then by Lemma 3.3, $\frac{1}{2}\gamma_{E_p}^2$ is $O\left(\lambda_{\min} n^{\frac{1}{2}-\frac{1}{p}}\right)$ -strongly convex. For smoothness, we have

$$\begin{aligned}L &\leq \sup_{\|x-b\|_p=1} \frac{p^2\|x-b\|_{2(p-1)}^{2(p-1)}}{(1-\|b\|_p^p)^2} \left(1 + \frac{\beta(x)p\|x\|_2^2}{1-\|b\|_p^p} \right) \\ &= \sup_{\|x-b\|_p=1} \frac{p^2\|x-b\|_{2(p-1)}^{2(p-1)}}{(1-\|b\|_p^p)^2} (1 + p(p-1)\|x\|_2^2\|x-b\|_\infty^{p-2}) \\ &\leq \frac{p^2}{(1-\|b\|_p^p)^2} (1 + p(p-1)n^{1-\frac{2}{p}})\end{aligned}$$

using $\|x\|_{2(p-1)} \leq \|x\|_p$, $\|x\|_\infty \leq \|x\|_p$ and $\|x\|_2 \leq n^{\frac{1}{2}-\frac{1}{p}}\|x\|_p$. Then by Lemma 3.3, $\frac{1}{2}\gamma_{E_p}^2$ is $O\left(\lambda_{\max} \frac{n^{1-\frac{2}{p}}}{(1-\|b\|_p^p)^2}\right)$ -smooth, although we expect stronger bounds are possible.

A.2 Deferred Proofs of Lemmas.

A.2.1 Proof of Lemma 1.2. We prove the smoothness. Denote $\mathcal{MS} = \{y \mid Ay - b \in S\}$. Consider any $y \in \mathcal{MS}$ with normal vector $\zeta_y \in N_{\mathcal{MS}}(y)$. Note for any convex set S and A, b such that $\text{Range}(Ay - b) \cap \text{ri}(S) \neq \emptyset$, all y have

$$N_{\{y \mid Ay - b \in S\}}(y) = A^*N_S(Ay - b) = \{A^*\zeta_x \mid \zeta_x \in N_S(Ay - b)\}. \quad (\text{A.1})$$

Then some normal vector $\zeta_x \in N_S(Ay - b)$ must have $A^*\zeta_x = \zeta_y$. Since S is β -smooth, we can construct a ball with radius $\frac{1}{\beta}$ at any x , such that $S \supseteq B\left(c, \frac{1}{\beta}\right)$, with center $c = x - \frac{1}{\beta} \frac{\zeta_x}{\|\zeta_x\|}$. Then for the set \mathcal{MS} , letting $c_0 = y - \frac{1}{\beta} \frac{\sqrt{\lambda_{\max}(A^*A)}}{\lambda_{\min}(A^*A)} \frac{\zeta_y}{\|\zeta_y\|}$,

$$\begin{aligned} \mathcal{MS} &= \{y \mid Ay - b \in S\} \\ &\supseteq \left\{y \mid Ay - b \in B\left(c, \frac{1}{\beta}\right)\right\} \\ &= \left\{y \mid \|Ay - b - c\|^2 \leq \frac{1}{\beta^2}\right\} \\ &\supseteq B\left(c_0, \frac{1}{\beta} \frac{\sqrt{\lambda_{\max}(A^*A)}}{\lambda_{\min}(A^*A)}\right) \end{aligned}$$

where the first inclusion follows from the smoothness of S and the second follows from A.1, ensuring $\zeta_x \in N_{B(c, \frac{1}{\beta})}(x)$ gives $A^*\zeta_x \in N_{\{y \mid \|Ay - b - c\|^2 \leq \frac{1}{\beta^2}\}}(y)$, and Lemma 1.1, ensuring the $\frac{1}{\beta} \frac{\sqrt{\lambda_{\max}(A^*A)}}{\lambda_{\min}(A^*A)}$ -smoothness of this ellipsoid.

A.2.2 Proof of Lemma 1.3. We prove the smoothness. Define proximal normal cone as $N_S^P(x) := \{\zeta \mid \exists \sigma > 0, \text{s.t. } \zeta^T(y - x) \leq \sigma \|y - x\|^2, \forall y \in S\}$, and R -weakly convex set if for all $x \in \text{bdry } S$ and $\zeta \in N_S^P(x)$, $\|\zeta\| = 1$, one has $S \cap \text{int } B_R(x + R\zeta) = \emptyset$, where $B_R(x)$ is a ball with center at x and radius R .

By [3, Theorem 3.6], we have that a set S is smooth with β is equivalent to both S and $(\text{int } S)^c$ are weakly convex with $\frac{1}{\beta}$. Then by [27, Proposition 2], for any point $x \in S$, there exists a vector d such that $x \in d + \mathcal{B}_R \subset S$, $R = \frac{1}{\beta}$.

Since for every $x \in S_1 + S_2$, we can find $x_1 \in S_1, x_2 \in S_2$ such that $x = x_1 + x_2$, and for $x_i \in S_i$, there exists a vector d_i such that $x_i \in d + \mathcal{B}_{R_i} \subset S_i$. Then $x = x_1 + x_2 \in d_1 + d_2 + \mathcal{B}_{R_1+R_2} \subset S_1 + S_2$. Apply [27, Proposition 2] again, the set $S_1 + S_2$ is smooth with $(\beta_1^{-1} + \beta_2^{-1})^{-1}$.

A.2.3 Proof of Lemma 2.1. As $e \in S$, there exists $r_1 > 0$ such that the ball $B(e, r_1) \subseteq S$. The largest r_1 satisfies the inclusion is $r_1 = \inf\{\|x - e\| \mid x \notin S\}$. Since $B(e, r) \subseteq S$, then $\gamma_B(z - e) \geq \gamma_S(z - e)$, and by definition $\gamma_B(z - e) = \frac{\|z - e\|}{r_1}$, we then have $\gamma_S(z - e) \leq \frac{\|z - e\|}{r_1}$.

Similarly for lower bound, there exists $r_2 > 0$ such that the ball $B(e, r_2) \supseteq S$. The smallest r_2 satisfies the inclusion is $r_2 = \sup\{\|x - e\| \mid x \in S\}$. Now we have $\gamma_B(z - e) \leq \gamma_S(z - e)$, consequently, $\gamma_S(z - e) \geq \frac{\|z - e\|}{r_2}$.

A.2.4 Proof of Lemma 3.3. By the definition of the gauge, we have

$$\begin{aligned} \gamma_E(y) &= \inf\{\lambda > 0 \mid y \in \lambda E\} \\ &= \inf\{\lambda > 0 \mid Ay \in \lambda S\} = \gamma_S(Ay), \end{aligned}$$

then the Hessian $\nabla^2 \frac{1}{2} \gamma_E^2(y) = A^* \nabla^2 \frac{1}{2} \gamma_S^2(Ay) A$. Therefore $\lambda_{\min}(\nabla^2 \frac{1}{2} \gamma_E^2(y)) \geq \lambda_{\min}(A^*A) \lambda_{\min}(\nabla^2 \frac{1}{2} \gamma_S^2(y))$, $\frac{1}{2} \gamma_E^2(y)$ is $\lambda_{\min}(A^*A)\alpha$ -strongly convex. Similarly, $\frac{1}{2} \gamma_E^2(y)$ is $\lambda_{\max}(A^*A)\beta$ -smooth.

A.2.5 Proof of Lemma 3.4. Consider any $y \in \mathbb{E}$ with $\gamma_S(y) \neq 0$. Let $\bar{y} = y/\gamma_S(y)$ be the corresponding point on the boundary of S . Note that $\partial\gamma_S(y) = \left\{ \frac{\zeta}{\bar{\zeta}^T \bar{y}} \mid \zeta \in N_S(\bar{y}) \right\}$. Then by the chain rule and this gauge subgradient formula,

$$\frac{1}{2}\partial\gamma_S^2(y) = \left\{ \gamma_S(y) \frac{\zeta}{\bar{\zeta}^T \bar{y}} \mid \zeta \in N_S(\bar{y}) \right\}.$$

Since the set S is α -strongly convex at \bar{y} w.r.t $(\bar{y}, \bar{\zeta})$, then we can construct a ball of radius $r = 1/\alpha$

$$B = \{x \mid \|x - (\bar{y} - \bar{\zeta})\| \leq r\}$$

with $\bar{\zeta} = r\zeta$ and $S \cap B(\bar{y}, \eta) \subseteq B(\bar{y} - \bar{\zeta}, r) \cap B(\bar{y}, \eta)$. The gauge of this ball is given by

$$\begin{aligned} \gamma_B(z) &= \inf\{\lambda > 0 \mid \frac{z}{\lambda} \in B\} \\ &= \inf\{\lambda > 0 \mid \|z - \lambda(\bar{y} - \bar{\zeta})\|^2 \leq \lambda^2 r^2\} \\ &= \inf\{\lambda > 0 \mid (2\bar{\zeta}^T \bar{y} - \|\bar{y}\|^2)\lambda^2 + 2\lambda(\bar{y} - \bar{\zeta})^T z - \|z\|^2 \geq 0\} \\ &= \begin{cases} \frac{\|z\|^2}{2(\bar{y} - \bar{\zeta})^T z}, & \|\bar{y}\|^2 = 2\bar{\zeta}^T \bar{y} \\ \frac{-(\bar{y} - \bar{\zeta})^T z + \sqrt{((\bar{y} - \bar{\zeta})^T z)^2 + (2\bar{\zeta}^T \bar{y} - \|\bar{y}\|^2)\|z\|^2}}{2\bar{\zeta}^T \bar{y} - \|\bar{y}\|^2}, & \|\bar{y}\|^2 \neq 2\bar{\zeta}^T \bar{y} \end{cases} \end{aligned}$$

Note that these two cases are independent of the choice of z . We prove the lemma separately for each of these two cases.

Case 1. $\|\bar{y}\|^2 = 2\bar{\zeta}^T \bar{y}$.

(a) We show at point $z = y$, $\gamma_B(y) = \gamma_S(y)$.

$$\gamma_B(y) = \frac{\|y\|^2}{2(\bar{y} - \bar{\zeta})^T y} = \gamma_S(y) \frac{\|\bar{y}\|^2}{2(\|\bar{y}\|^2 - \bar{\zeta}^T \bar{y})} = \gamma_S(y).$$

(b) To show $\nabla \frac{1}{2}\gamma_B^2(y) \in \partial \frac{1}{2}\gamma_S(y)^2$, it's equivalent to show $\nabla \gamma_B(y) \in \partial \gamma_S(y)$. We have

$$\nabla \gamma_B(z) = \frac{2(\bar{y} - \bar{\zeta})^T z z - \|z\|^2(\bar{y} - \bar{\zeta})}{2((\bar{y} - \bar{\zeta})^T z)^2}.$$

Then at point $z = y$

$$\nabla \gamma_B(y) = \frac{2(\bar{y} - \bar{\zeta})^T y y - \|y\|^2(\bar{y} - \bar{\zeta})}{2((\bar{y} - \bar{\zeta})^T y)^2} = \frac{2(\bar{y} - \bar{\zeta})^T \bar{y} \bar{y} - \|\bar{y}\|^2(\bar{y} - \bar{\zeta})}{2((\bar{y} - \bar{\zeta})^T \bar{y})^2} = \frac{\bar{\zeta}}{\bar{\zeta}^T \bar{y}} \in \partial \gamma_S(y).$$

(c) We can then compute $\frac{1}{2}\gamma_B^2$, the gradient and Hessian at z as

$$\begin{aligned} \frac{1}{2}\gamma_B^2(z) &= \frac{\|z\|^4}{8((\bar{y} - \bar{\zeta})^T z)^2}, \\ \nabla \frac{1}{2}\gamma_B^2(z) &= \frac{2(\bar{y} - \bar{\zeta})^T z \|z\|^2 z - \|z\|^4(\bar{y} - \bar{\zeta})}{4((\bar{y} - \bar{\zeta})^T z)^3}, \\ \nabla^2 \frac{1}{2}\gamma_B^2(z) &= \frac{1}{4((\bar{y} - \bar{\zeta})^T z)^4} (4((\bar{y} - \bar{\zeta})^T z)^2 z z^T - 4\|z\|^2(\bar{y} - \bar{\zeta})^T z (z(\bar{y} - \bar{\zeta})^T + (\bar{y} - \bar{\zeta})z^T) \\ &\quad + 3\|z\|^4(\bar{y} - \bar{\zeta})(\bar{y} - \bar{\zeta})^T + 2((\bar{y} - \bar{\zeta})^T z)^2 \|z\|^2 I). \end{aligned}$$

At point $z = y$,

$$\nabla^2 \frac{1}{2}\gamma_B^2(y) = \frac{1}{(\bar{\zeta}^T \bar{y})^2} (3\bar{\zeta}\bar{\zeta}^T - (\bar{\zeta}\bar{y}^T + \bar{y}\bar{\zeta}^T) + \bar{\zeta}\bar{y}),$$

which proves (c).

Case 2. $\|\bar{y}\|^2 \neq 2\bar{\zeta}^T \bar{y}$

(a) At point $z = y$,

$$\gamma_B(y) = \frac{-(\bar{y} - \bar{\zeta})^T y + \sqrt{((\bar{y} - \bar{\zeta})^T y)^2 + (2\bar{\zeta}^T \bar{y} - \|\bar{y}\|^2)\|y\|^2}}{2\bar{\zeta}^T \bar{y} - \|\bar{y}\|^2} = \gamma_S(y) \frac{\bar{\zeta}^T \bar{y} - \|\bar{y}\|^2 + \bar{\zeta}^T \bar{y}}{2\bar{\zeta}^T \bar{y} - \|\bar{y}\|^2} = \gamma_S(y),$$

which proves (a).

(b) Compute $\nabla \gamma_B(z)$ as

$$\nabla \gamma_B(z) = \frac{1}{2\bar{\zeta}^T \bar{y} - \|\bar{y}\|^2} \left(-(\bar{y} - \bar{\zeta}) + \frac{(\bar{y} - \bar{\zeta})^T y (\bar{y} - \bar{\zeta}) + (2\bar{\zeta}^T \bar{y} - \|\bar{y}\|^2)z}{\sqrt{((\bar{y} - \bar{\zeta})^T z)^2 + (2\bar{\zeta}^T \bar{y} - \|\bar{y}\|^2)\|z\|^2}} \right).$$

At point $z = y$,

$$\begin{aligned} \nabla \gamma_B(y) &= \frac{1}{2\bar{\zeta}^T \bar{y} - \|\bar{y}\|^2} \left(-(\bar{y} - \bar{\zeta}) + \frac{(\bar{y} - \bar{\zeta})^T y (\bar{y} - \bar{\zeta}) + (2\bar{\zeta}^T \bar{y} - \|\bar{y}\|^2)y}{\sqrt{((\bar{y} - \bar{\zeta})^T y)^2 + (2\bar{\zeta}^T \bar{y} - \|\bar{y}\|^2)\|y\|^2}} \right) \\ &= \frac{1}{2\bar{\zeta}^T \bar{y} - \|\bar{y}\|^2} \left(-(\bar{y} - \bar{\zeta}) + \frac{\bar{\zeta}^T \bar{y} \bar{y} - (\|\bar{y}\|^2 - \bar{\zeta}^T \bar{y})\bar{\zeta}}{\bar{\zeta}^T \bar{y}} \right) \\ &= \frac{1}{2\bar{\zeta}^T \bar{y} - \|\bar{y}\|^2} \left(\frac{(2\bar{\zeta}^T \bar{y} - \|\bar{y}\|^2)\bar{\zeta}}{\bar{\zeta}^T \bar{y}} \right) \\ &= \frac{\bar{\zeta}}{\bar{\zeta}^T \bar{y}} \in \partial \gamma_S(y), \end{aligned}$$

which proves (b).

(c) We can then compute $\frac{1}{2}\gamma_B^2$, the gradient and Hessian as

$$\frac{1}{2}\gamma_B^2(z) = \frac{((\bar{y} - \bar{\zeta})^T z)^2 - ((\bar{y} - \bar{\zeta})^T z) \sqrt{((\bar{y} - \bar{\zeta})^T z)^2 + (2\bar{\zeta}^T \bar{y} - \|\bar{y}\|^2)\|z\|^2} + \frac{1}{2}(2\bar{\zeta}^T \bar{y} - \|\bar{y}\|^2)\|z\|^2}{(2\bar{\zeta}^T \bar{y} - \|\bar{y}\|^2)^2},$$

$$\begin{aligned} \nabla \frac{1}{2}\gamma_B^2(z) &= \frac{1}{(2\bar{\zeta}^T \bar{y} - \|\bar{y}\|^2)^2} \left(2(\bar{y} - \bar{\zeta})^T z (\bar{y} - \bar{\zeta}) + (2\bar{\zeta}^T \bar{y} - \|\bar{y}\|^2)z \right. \\ &\quad \left. - \frac{\left(2((\bar{y} - \bar{\zeta})^T z)^2 + (2\bar{\zeta}^T \bar{y} - \|\bar{y}\|^2)\|z\|^2 \right) (\bar{y} - \bar{\zeta}) + (2\bar{\zeta}^T \bar{y} - \|\bar{y}\|^2)(\bar{y} - \bar{\zeta})^T z z}{\sqrt{((\bar{y} - \bar{\zeta})^T z)^2 + (2\bar{\zeta}^T \bar{y} - \|\bar{y}\|^2)\|z\|^2}} \right), \end{aligned}$$

$$\begin{aligned} \nabla^2 \frac{1}{2}\gamma_B^2(z) &= \frac{1}{(2\bar{\zeta}^T \bar{y} - \|\bar{y}\|^2)^2} \left(\left(2 - \frac{2((\bar{y} - \bar{\zeta})^T z)^3 + 3(2\bar{\zeta}^T \bar{y} - \|\bar{y}\|^2)\|z\|^2(\bar{y} - \bar{\zeta})^T z}{\left(((\bar{y} - \bar{\zeta})^T z)^2 + (2\bar{\zeta}^T \bar{y} - \|\bar{y}\|^2)\|z\|^2 \right)^{\frac{3}{2}}} \right) (\bar{y} - \bar{\zeta})(\bar{y} - \bar{\zeta})^T \right. \\ &\quad \left. - \frac{\|z\|^2((\bar{y} - \bar{\zeta})z^T + z(\bar{y} - \bar{\zeta})^T)}{\left(((\bar{y} - \bar{\zeta})^T z)^2 + (2\bar{\zeta}^T \bar{y} - \|\bar{y}\|^2)\|z\|^2 \right)^{\frac{3}{2}}} + \frac{(\bar{y} - \bar{\zeta})^T z z z^T}{\left(((\bar{y} - \bar{\zeta})^T z)^2 + (2\bar{\zeta}^T \bar{y} - \|\bar{y}\|^2)\|z\|^2 \right)^{\frac{3}{2}}} \right. \\ &\quad \left. + \left(\frac{1}{2\bar{\zeta}^T \bar{y} - \|\bar{y}\|^2} - \frac{(\bar{y} - \bar{\zeta})^T z}{(2\bar{\zeta}^T \bar{y} - \|\bar{y}\|^2)\sqrt{((\bar{y} - \bar{\zeta})^T z)^2 + (2\bar{\zeta}^T \bar{y} - \|\bar{y}\|^2)\|z\|^2}} \right) I \right). \end{aligned}$$

At point $z = y$, the numerator in the above Hessian formula can be notably simplified since $((\bar{y} - \bar{\zeta})^T y)^2 + (2\bar{\zeta}^T \bar{y} - \|\bar{y}\|^2)\|y\|^2 = (\bar{\zeta}^T \bar{y})^2$. After such simplifications, the Hessian matrix at y is given by

$$\frac{1}{2} \nabla^2 \gamma_B^2(y) = \frac{1}{(\bar{\zeta}^T \bar{y})^3} \left((\bar{\zeta}^T \bar{y} + \|\bar{y}\|^2) \bar{\zeta} \bar{\zeta}^T - \bar{\zeta}^T \bar{y} (\bar{\zeta} \bar{y}^T + \bar{y} \bar{\zeta}^T) + (\bar{\zeta}^T \bar{y})^2 I \right)$$

which proves (c).

A.2.6 Proof of Lemma 3.5. To prove the lemma, we need the following spectral result:

Lemma A.1. Assume for any coefficients C_1, C_2, C_3 , the matrix

$$M = C_1 a a^T + C_2 (a b^T + b a^T) + C_3 b b^T$$

has eigenvalues $\lambda_1, \lambda_2, \dots, \lambda_n$ with $\lambda_1 \leq \lambda_2 \leq \dots \leq \lambda_n$. Then the eigenvalues would be

$$\begin{aligned} \lambda_1 &= \frac{1}{2} \left(C_1 \|a\|^2 + 2C_2 a^T b + C_3 \|b\|^2 - \sqrt{(C_1 \|a\|^2 + 2C_2 a^T b + C_3 \|b\|^2)^2 - 4(C_1 C_3 - C_2^2)(\|a\|^2 \|b\|^2 - (a^T b)^2)} \right) \\ \lambda_i &= 0, \quad \text{for } i = 2, \dots, n-1 \\ \lambda_n &= \frac{1}{2} \left(C_1 \|a\|^2 + 2C_2 a^T b + C_3 \|b\|^2 + \sqrt{(C_1 \|a\|^2 + 2C_2 a^T b + C_3 \|b\|^2)^2 - 4(C_1 C_3 - C_2^2)(\|a\|^2 \|b\|^2 - (a^T b)^2)} \right). \end{aligned}$$

Proof. Note that if a and b are linearly independent, the matrix is a rank two matrix. Assume for the nonzero eigenvalue λ the corresponding eigenvector $v = ra + sb$, then $Mv = \lambda v$. Then plug in M and v , the equation is a polynomial respect to a and b :

$$(C_1 r \|a\|^2 + (C_2 r + C_1 s) a^T b + C_2 s \|b\|^2 - \lambda r) a + (C_2 r \|a\|^2 + (C_3 r + C_2 s) a^T b + C_3 s \|b\|^2 - \lambda s) b = 0.$$

Since a and b are independent, then the coefficients of a and b must be 0,

$$\begin{aligned} C_1 r \|a\|^2 + (C_2 r + C_1 s) a^T b + C_2 s \|b\|^2 - \lambda r &= 0 \\ C_2 r \|a\|^2 + (C_3 r + C_2 s) a^T b + C_3 s \|b\|^2 - \lambda s &= 0. \end{aligned}$$

This is equivalent to

$$\begin{bmatrix} C_1 \|a\|^2 + C_2 a^T b - \lambda & C_1 a^T b + C_2 \|b\|^2 \\ C_2 \|a\|^2 + C_3 a^T b & C_2 a^T b + C_3 \|b\|^2 - \lambda \end{bmatrix} \begin{bmatrix} r \\ s \end{bmatrix} = 0.$$

Therefore, the two eigenvalues are the roots of

$$\lambda^2 - (C_1 \|a\|^2 + 2C_2 a^T b + C_3 \|b\|^2) \lambda + (C_1 C_3 - C_2^2) (\|a\|^2 \|b\|^2 - (a^T b)^2) = 0.$$

If a and b are linearly dependent, then the matrix is a rank one matrix. The only nonzero eigenvalue is $\lambda = C_1 \|a\|^2 + 2C_2 a^T b$, which matches the formula with $\lambda_1 = \lambda_2 = \dots = \lambda_{n-1} = 0$. \square

Since our Hessian matrix $\frac{1}{2} \nabla^2 \gamma_S^2(y)$ is the sum of matrix in Lemma 3.5 and identity matrix, then the eigenvalues are

$$\begin{aligned} \lambda_1 &= \frac{\|\bar{\zeta}\|^2}{2(\bar{\zeta}^T \bar{y})^3} \left(\bar{\zeta}^T \bar{y} + \|\bar{y}\|^2 - \frac{2(\bar{\zeta}^T \bar{y})^2}{\|\bar{\zeta}\|^2} - \sqrt{(\bar{\zeta}^T \bar{y} + \|\bar{y}\|^2)^2 - 4 \frac{(\bar{\zeta}^T \bar{y})^3}{\|\bar{\zeta}\|^2}} \right) + \frac{1}{\bar{\zeta}^T \bar{y}} \\ &= \frac{\|\bar{\zeta}\|^2}{2(\bar{\zeta}^T \bar{y})^3} \left(\bar{\zeta}^T \bar{y} + \|\bar{y}\|^2 - \sqrt{(\bar{\zeta}^T \bar{y} + \|\bar{y}\|^2)^2 - 4 \frac{(\bar{\zeta}^T \bar{y})^3}{\|\bar{\zeta}\|^2}} \right), \\ \lambda_n &= \frac{\|\bar{\zeta}\|^2}{2(\bar{\zeta}^T \bar{y})^3} \left(\bar{\zeta}^T \bar{y} + \|\bar{y}\|^2 - \frac{2(\bar{\zeta}^T \bar{y})^2}{\|\bar{\zeta}\|^2} + \sqrt{(\bar{\zeta}^T \bar{y} + \|\bar{y}\|^2)^2 - 4 \frac{(\bar{\zeta}^T \bar{y})^3}{\|\bar{\zeta}\|^2}} \right) + \frac{1}{\bar{\zeta}^T \bar{y}} \\ &= \frac{\|\bar{\zeta}\|^2}{2(\bar{\zeta}^T \bar{y})^3} \left(\bar{\zeta}^T \bar{y} + \|\bar{y}\|^2 + \sqrt{(\bar{\zeta}^T \bar{y} + \|\bar{y}\|^2)^2 - 4 \frac{(\bar{\zeta}^T \bar{y})^3}{\|\bar{\zeta}\|^2}} \right), \\ \lambda_i &= 0 + \frac{1}{\bar{\zeta}^T \bar{y}} = \frac{1}{\bar{\zeta}^T \bar{y}}, \quad \text{for } i = 2, \dots, n-1. \end{aligned}$$

A.3 Deferred Proofs of Structured Finite Maximum Convergence Rates.

A.3.1 Proof of Theorem 4.1 - Subgradient Method Rates. Notice $y_{k+1} = \text{subgrad}(y_k, \alpha_k)$ is the classic subgradient method applied to minimize $\frac{1}{2}f^2$. Since Lipschitz continuity ensures the upper bound $f(y) - p_* \leq M\|y - y^*\|$ for all y , the squared problem has upper bound

$$\frac{1}{2}f^2(y) - \frac{1}{2}p_*^2 = \frac{(f(y) - p_*)(f(y) + p_*)}{2} \leq \frac{2Mp_*\|y - y^*\| + M^2\|y - y^*\|^2}{2} = \mathcal{D}(\|y - y^*\|) \quad (\text{A.2})$$

where $\mathcal{D}(t) = Mp_*t + M^2t^2/2$. Then Theorem 1.2 of [42] ensures convergence at a rate of

$$\min_{k \leq T} \left\{ \frac{1}{2}f^2(y_k) - \frac{1}{2}p_*^2 \right\} \leq \frac{Mp_*D}{\sqrt{T+1}} + \frac{M^2D^2}{2(T+1)}.$$

From this, (4.5) gives the first claimed convergence rate. Moreover, we can verify the following generalized subgradient norm bound for any $f_i(y)g_i \in \partial \frac{1}{2}f_i^2(y)$, using that $\|g_i\| \leq M$

$$\|f_i(y)g_i\|^2 \leq M^2f^2(y) = M^2p_*^2 + 2M^2 \left(\frac{1}{2}f_i^2(y) - \frac{1}{2}p_*^2 \right). \quad (\text{A.3})$$

Since every subgradient of $f(y)$ is a convex combination of subgradients of the individual f_i , the same bound holds for each subgradient of f . Then in the strongly convex case, Theorem 1.7 of [42] ensures convergence at a rate of

$$\min_{k \leq T} \left\{ \frac{1}{2}f^2(y_k) - \frac{1}{2}p_*^2 \right\} \leq \frac{4M^2p_*^2}{\mu(T+2)} + \frac{4M^4D^2}{\mu(T+1)(T+2)}.$$

Again applying (4.5) gives the second claimed convergence rate.

A.3.2 Proof of Theorem 4.2 - Generalized Gradient Method Rates. First, we suppose only that each f_i is M -Lipschitz and then extend this reasoning to the squared strongly convex setting. The reasoning in these two cases follows similarly to the proofs of Theorems 6 and 7 in [42], respectively. Consider some fixed iteration k where subgradients $f_i(y_k)g_i \in \partial \frac{1}{2}f_i^2(y_k)$ are chosen by (4.3). Let $m_k(z) = \max_i \left\{ \frac{1}{2}f_i^2(y_k) + f_i(y_k)g_i^T(z - y_k) \right\}$. Recall (A.3) ensures m_k is $M_k := \sqrt{M^2p_*^2 + 2M^2 \left(\frac{1}{2}f^2(y_k) - \frac{1}{2}p_*^2 \right)}$ -Lipschitz. Note the optimality condition for the minimization defining this step ensures multipliers $\lambda_i \geq 0, \sum \lambda_i = 1$ exist with

$$y_{k+1} - y_k = -\alpha_k \sum \lambda_i f_i(y_k)g_i \in \partial m_k(y_{k+1}).$$

Hence

$$\begin{aligned} (y_{k+1} - y_k)^T (y_{k+1} - y^*) &\leq \alpha_k (m_k(y_{k+1}) - m_k(y^*)) \\ &= \alpha_k (m_k(y_k) - m_k(y^*)) + \alpha_k (m_k(y_{k+1}) - m_k(y_k)) \\ &\leq \alpha_k \left(\frac{1}{2}f^2(y_k) - \frac{1}{2}p_*^2 \right) - \alpha_k M_k \|y_{k+1} - y_k\|_2 \end{aligned} \quad (\text{A.4})$$

Then utilizing the fact that $\|y_{k+1} - y_k\|_2 \leq \alpha_k M_k$, we have

$$\begin{aligned} \|y_{k+1} - y^*\|_2^2 &= \|y_k - y^*\|_2^2 - 2(y_{k+1} - y_k)^T (y_{k+1} - y^*) - \|y_{k+1} - y_k\|_2^2 \\ &\leq \|y_k - y^*\|_2^2 - 2\alpha_k \left(\frac{1}{2}f^2(y_k) - \frac{1}{2}p_*^2 \right) + 2\alpha_k M_k \|y_{k+1} - y_k\|_2 - \|y_{k+1} - y_k\|_2^2 \\ &\leq \|y_k - y^*\|_2^2 - 2\alpha_k \left(\frac{1}{2}f^2(y_k) - \frac{1}{2}p_*^2 \right) + \alpha_k^2 M_k^2 \\ &= \|y_k - y^*\|_2^2 - 2(\alpha_k - \alpha_k^2 M^2) \left(\frac{1}{2}f^2(y_k) - \frac{1}{2}p_*^2 \right) + \alpha_k^2 M^2 p_*^2. \end{aligned} \quad (\text{A.5})$$

Inductively applying (A.5), we find

$$\sum_{k=0}^T 2(\alpha_k - \alpha_k^2 M^2) \left(\frac{1}{2} f^2(y_k) - \frac{1}{2} p_*^2 \right) \leq \|y_0 - y^*\|_2^2 + \sum_{k=0}^T \alpha_k^2 M^2 p_*^2. \quad (\text{A.6})$$

Hence, since $\|y_0 - y^*\|_2^2 \leq D^2$,

$$\min_{k=0 \dots T} \left\{ \frac{1}{2} f^2(y_k) - \frac{1}{2} p_*^2 \right\} \leq \frac{D^2 + \sum_{k=0}^T \alpha_k^2 M^2 p_*^2}{\sum_{k=0}^T 2(\alpha_k - \alpha_k^2 M^2)}.$$

Setting $\alpha_k = D/Mp_*\sqrt{T+1}$, observe that $\alpha_k - \alpha_k^2 M^2 \geq \alpha_k/2$ whenever $T+1 \geq M^2 D^2/p_*^2$. Then applying (4.5) gives the first claimed convergence rate.

Provided each $\frac{1}{2}f_i^2$ is μ -strongly convex, (A.4) improves to

$$(y_{k+1} - y_k)^T (y_{k+1} - y^*) \leq \alpha_k \left(\frac{1}{2} f^2(y_k) - \frac{1}{2} p_*^2 \right) - \frac{\alpha_k \mu}{2} \|y_k - y^*\|^2 - \alpha_k M_k \|y_{k+1} - y_k\|_2,$$

which improves the subsequent induction to

$$\|y_{k+1} - y^*\|_2^2 \leq (1 - \mu\alpha_k) \|y_k - y^*\|_2^2 - 2(\alpha_k - \alpha_k^2 M^2) \left(\frac{1}{2} f^2(y_k) - \frac{1}{2} p_*^2 \right) + \alpha_k^2 M^2 p_*^2. \quad (\text{A.7})$$

Noting the selection of $\alpha_k = \frac{2}{\mu(k+2) + \frac{4M^4}{\mu(k+1)}}$ has $(k+1)\alpha_k^{-1} = (k+2)(\alpha_{k+1}^{-1} - \mu)$. Then multiplying (A.7) by $(k+1)/\alpha_k$ becomes aligned for inductive application giving

$$0 \leq (\alpha_0^{-1} - \mu) \|y_0 - y^*\|_2^2 - \sum_{k=0}^T 2(k+1)(1 - \alpha_k M^2) \left(\frac{1}{2} f^2(y_k) - \frac{1}{2} p_*^2 \right) + \sum_{k=0}^T (k+1) \alpha_k M^2 p_*^2.$$

Noting $\alpha_k M^2 \leq 1/2$ and $\sum_{k=0}^T (k+1)\alpha_k \leq 2(T+1)/\mu$, and then dividing through above by $\sum_{k=0}^T (k+1) = (T+1)(T+2)/2$ yields

$$\min_{k=0 \dots T} \left\{ \frac{1}{2} f^2(y_k) - \frac{1}{2} p_*^2 \right\} \leq \frac{4M^2 p_*^2}{\mu(T+2)} + \frac{2M^4 \|y_0 - y^*\|^2}{\mu(T+1)(T+2)}.$$

For settings where each $\frac{1}{2}f_i^2$ is smooth, standard analysis [19, Theorem 2.3.4] ensures the generalized gradient step attains the same rate as gradient descent, $\frac{1}{2}f^2(y_k) - \frac{1}{2}p_*^2 \leq \frac{L\|y_0 - y^*\|^2}{k}$. Additionally, if each $\frac{1}{2}f_i^2$ is μ -strongly convex, this rate improves to converge linearly, reaching ϵ -optimality by iteration $O(L/\mu \log(1/\epsilon))$. Then (4.5) gives the last two convergence rate claims.

A.3.3 Proof of Theorem 4.3 - Accelerated Generalized Gradient Method Rates. By [48, Theorem 2.3.5], this scheme converges on the squared problem at a rate of

$$\frac{1}{2} f^2(y_k) - \frac{1}{2} p_*^2 \leq \left[\frac{1}{2} f^2(y_0) - \frac{1}{2} p_*^2 + \frac{\gamma_0}{2} \|y_0 - y^*\|^2 \right] \min \left\{ \left(1 - \sqrt{\frac{\mu}{L}} \right)^k, \frac{4L}{(2\sqrt{L} + k\sqrt{\gamma_0})^2} \right\}.$$

Then (4.5) gives the two claims.

A.3.4 Proof of Theorem 4.4 - Level Projection Method Rates. Let $\bar{\mathcal{Y}} = \{y \mid \frac{1}{2}f^2(y) \leq \frac{1}{2}\bar{f}^2\} \neq \emptyset$ denote the target level set, and $\mathcal{Y}_k = \{y \mid m_k(y) \leq \frac{1}{2}\bar{f}^2\} \supseteq \bar{\mathcal{Y}}$ denote our model's target level set (the containment follows from m_k lower bounding $\frac{1}{2}f^2$). Each orthogonal projection step ensures $x_x - x_{k+1}$

is normal to \mathcal{Y}_k . Consequently every $\bar{y} \in \bar{\mathcal{Y}} \subseteq \mathcal{Y}_k$ must have $(y_k - y_{k+1})^T(y_{k+1} - \bar{y}) \leq 0$. Then

$$\begin{aligned}
\|y_{k+1} - \bar{y}\|_2^2 &= \|y_k - \bar{y}\|_2^2 + 2(y_k - y_{k+1})^T(y_{k+1} - \bar{y}) - \|y_{k+1} - y_k\|_2^2 \\
&\leq \|y_k - \bar{y}\|_2^2 - \|y_{k+1} - y_k\|_2^2 \\
&\leq \|y_k - \bar{y}\|_2^2 - \frac{(\frac{1}{2}f^2(y_k) - \frac{1}{2}\bar{f}^2)^2}{M_k^2} \\
&= \|y_k - \bar{y}\|_2^2 - \frac{(\frac{1}{2}f^2(y_k) - \frac{1}{2}\bar{f}^2)^2}{M^2\bar{f}^2 + 2M^2(\frac{1}{2}f^2(y_k) - \frac{1}{2}\bar{f}^2)} .
\end{aligned} \tag{A.8}$$

where the last inequality follows as m_k is M_k -Lipschitz (by (A.3)) with $m_k(y_k) - m_k(y_{k+1}) = \frac{1}{2}f^2(y_k) - \frac{1}{2}\bar{f}^2$, and so $\|y_{k+1} - y_k\|_2 \geq (\frac{1}{2}f^2(y_k) - \frac{1}{2}\bar{f}^2)/M_k$. Inductively applying (A.8) yields

$$\begin{aligned}
&\min_{k=0\dots T} \left\{ \frac{(\frac{1}{2}f^2(y_k) - \frac{1}{2}\bar{f}^2)^2}{M^2\bar{f}^2 + 2M^2(\frac{1}{2}f^2(y_k) - \frac{1}{2}\bar{f}^2)} \right\} \leq \frac{\|y_0 - \bar{y}\|_2^2}{T+1} \\
\implies \min_{k=0\dots T} \left\{ \frac{1}{2}f^2(y_k) - \frac{1}{2}\bar{f}^2 \right\} &\leq \frac{M\bar{f}\|y_0 - \bar{y}\|_2}{\sqrt{T+1}} + \frac{2M^2\|y_0 - \bar{y}\|_2^2}{T+1} .
\end{aligned}$$

Supposing μ -strong convexity holds, observe that for $\bar{y} \in \bar{\mathcal{Y}}$ closest to y_k , $\frac{1}{2}f^2(y_k) - \frac{1}{2}\bar{f}^2 \geq \frac{\mu}{2}\|y_k - \bar{y}\|_2^2$. Then letting $D_k = \text{dist}(y_k, \bar{\mathcal{Y}})^2$, (A.8) can then be relaxed to the recurrence relation

$$D_{k+1} \leq D_k - \frac{\mu^2 D_k^2}{4(M^2\bar{f}^2 + \mu M^2 D_k)} .$$

Note that this recurrence implies D_k is monotonically decreasing. Let K denote the first index with $D_k \leq \bar{f}^2/\mu$. All $k < K$ must have a geometric decrease of $D_{k+1} \leq (1 - \mu/8M^2)D_k$. Thus $K \leq (8M^2/\mu) \log(\mu D_0/\bar{f}^2)$. For all $k \geq K$, the recurrence ensures $D_{k+1} \leq D_k - \mu^2 D_k^2/8M^2\bar{f}^2$, which implies $D_k \leq 8M^2\bar{f}^2/\mu^2(k - K + 1)$. By assumption, we have $T/2 > 2K$ and so $T/2 - K + 1 \geq T/4 + 1$. Hence recurrence ensures

$$D_{T/2} \leq \frac{32M^2\bar{f}^2}{\mu^2(T+1)}$$

Then inductively applying (A.8) from $k = T/2$ to T yields our claimed rate as

$$\begin{aligned}
&\min_{k=T/2\dots T} \left\{ \frac{(\frac{1}{2}f^2(y_k) - \frac{1}{2}\bar{f}^2)^2}{M^2\bar{f}^2 + 2M^2(\frac{1}{2}f^2(y_k) - \frac{1}{2}\bar{f}^2)} \right\} \leq \frac{D_{T/2}}{T/2} \\
\implies \min_{k=0\dots T} \left\{ \frac{1}{2}f^2(y_k) - \frac{1}{2}\bar{f}^2 \right\} &\leq \frac{M\bar{f}\sqrt{D_{T/2}}}{\sqrt{T+1}} + \frac{2M^2 D_{T/2}}{T+1} \\
\implies \min_{k=0\dots T} \left\{ \frac{1}{2}f^2(y_k) - \frac{1}{2}\bar{f}^2 \right\} &\leq \frac{\sqrt{32}M^2\bar{f}^2}{\mu(T+1)} + \frac{64M^4\bar{f}^2}{\mu^2(T+1)^2} .
\end{aligned}$$