

# NEW AUDIO REPRESENTATIONS IMAGE GAN GENERATION FROM BRIVL

Sen Fang<sup>1</sup>, Yangjian Wu<sup>2</sup>, Bowen Gao<sup>3</sup>, Teik Toe Teoh<sup>4,\*</sup>

<sup>1,3</sup>Victoria University, <sup>2</sup>Hainan University, <sup>3</sup>Nanyang Technological University

<sup>1,3</sup>{sen.fang,bowen.gao}@live.vu.edu.au, <sup>2</sup>yangjian.wu@hainanu.edu.cn, <sup>4</sup>tteoh@ntu.edu.sg

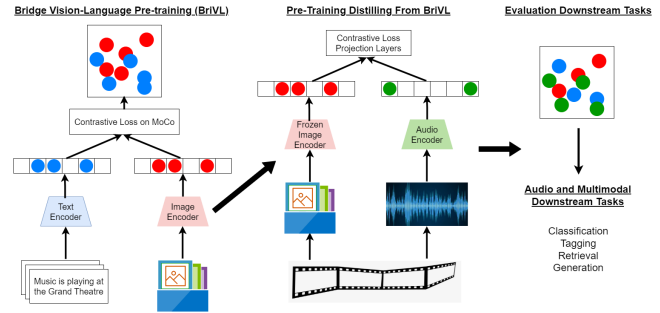
## ABSTRACT

Recently, researchers have gradually realized that in some cases, the self-supervised pre-training on large-scale Internet data is better than that of high-quality/manually labeled data sets, and multimodal/large models are better than single or bimodal/small models. In this paper, we propose a robust audio representation learning method WavBriVL based on Bridging-Vision-and-Language [1] (BriVL). WavBriVL projects audio, image and text into a shared embedded space, so that multi-modal applications can be realized. We demonstrate the qualitative evaluation of the image generated from WavBriVL as a shared embedded space, with the main purposes of this paper: (1) Learning the correlation between audio and image; (2) Explore a new way of image generation, that is, use audio to generate pictures. Experimental results show that this method can effectively generate appropriate images from audio.

## 1. INTRODUCTION

Voice and vision affect people’s core cognition in many fields, such as feeling, information processing and communication. Voice and vision are closely related. But most of the existing methods only have a single cognitive ability, and some only study text vision, text voice and so on. Now researchers have gradually realized that in some cases: (1) The self-supervised pre-training on large-scale Internet data is better than that of high-quality/manually labeled data sets [2], such as the recently amazing OpenAI-chatGPT<sup>1</sup> (2) Multimodal models are better than single or bimodal models [3, 4], such as Microsoft’s latest BEiT3<sup>2</sup> excellent multimodal models in all fields.

Data volume is the basic element for training large-scale language models. Since BERT [5] in 2018 (perhaps even earlier [6, 7]), the pre-training model of NLP has been benefiting from large-scale corpora. This paradigm has been used up to now. According to the theory of OpenAI [8], the language model gradually reflects a scaling law (that is, the rule that the model capacity increases with the model volume). In supervised learning, manual annotation of large amounts of data is very expensive, so self-supervised learning is valued for large model training. In order to expand the boundary of the research field and break the limitation of the lack of relevant resources [9], in this paper, we will explore a new multimodal self-monitoring model based on the latest excellent work: **Bridging-Vision-and-Language** [1]. BriVL<sup>3</sup> model has excellent effect on image and text retrieval tasks, surpassing other common multimodal pre-training models (such as CLIP [10]) in the same period.



**Fig. 1.** Bridge Vision-Language Pre-training (BriVL), and our two-stage approaches including pre-training and evaluation.

In this work, we propose WavBriVL, an audio-visual correspondence model that extracts training from the BriVL model. BriVL is the first multi-modal large-scale pre-training model in Chinese. It is a text image correspondence model similar to CLIP<sup>4</sup>), published in Nature Communications. The principle of WavBriVL is to freeze the BriVL visual model, run video on the visual stream of the model, and train a new model to predict BriVL embedding independently from the audio stream. The method we talked about above is very simple, which can secondary train, output images, and expand. In addition, WavBriVL embeddings originate from BriVL, which means they align with text. In theory, this makes audio guided image repair [11], audio subtitles and cross mode text/audio to audio retrieval possible. This is one of the potential advantages of our work. The work of text image itself makes it more robust in theory.

Our approach involves using the WavBriVL model to guide the generation of VQGAN-BriVL<sup>5</sup> output images via an adversarial neural network. This process leverages the meaningful embeddings in the embedded space, which were intuitively verified in our experiments. We found that this method can generate images that are appropriate for a given audio input, as confirmed by feedback from our invited experimenters. Furthermore, our approach has the advantage of requiring less data compared to other fully supervised models for achieving competitive performance in downstream tasks. Specifically, WavBriVL’s pre-training is more effective than competitive methods because it does not need to completely re-learn the visual model; instead, it only needs to train the audio model. This makes WavBriVL a promising model for various applications, and we plan to provide more information about the code and model after finish and publication to ensure reproducibility<sup>6</sup>.

\* Thanks to Toe Teik Teoh for funding.

<sup>1</sup><https://chat.openai.com/>

<sup>2</sup><https://github.com/microsoft/unilm/tree/master/beit3>

<sup>3</sup><https://github.com/BAAI-WuDao/BriVL>

<sup>4</sup><https://github.com/openai/CLIP>

<sup>5</sup><https://github.com/FangSen9000/BriVL-Generation>

<sup>6</sup><https://github.com/FangSen9000/WavBriVL>

## 2. METHOD AND TASKS

Bridging-Vision-and-Language(BriVL) is a model trained on 650 million text image weak semantic datasets. They designed a cross modal comparison learning algorithm based on the monomodal comparison learning method MoCo [12], and maintained the negative sample queue in different training batches through a mechanism called Momentum, so as to obtain a large number of negative samples for use in the comparison learning method. As shown in the left part of Figure 1, its core idea is to realize the general artificial intelligence model (AGI) by simulating the multi-mode processing idea of human brain. It also shows the SOTA results in such scenes as image annotation, image zero sample classification, and input features of other downstream multi-modal tasks. Even the guidance generation model has excellent performance.

As shown in Figure 1, WavBriVL replaces the text encoder with the audio encoder by freezing the visual model of BriVL, runs the image through it, and trains the new model to predict that only the matching image embedded content is obtained from the audio. We refer to the exclusive multilayer perceptron of BriVL, which can not only enhance performance but also prepare for possible downstream tasks in the future. After the audio encoder is trained, we freeze it and use it in the WavBriVL image generation task as a qualitative evaluation of our experimental results.

### 2.1. Dataset

We used VGG-Sound [13] and AudioSet [14] video datasets. VGG-Sound<sup>7</sup> consists of short clips of audio sound, which includes 310 video classes and 200,000 audio that span a large number of challenging acoustic environments and noise characteristics of practical applications. All videos are non man-made and more corresponding. We randomly select one image from each sample video, cut them into squares, and sample them down to  $64 \times 64$ . The audio sampling rate is 16,000Hz. We use it to train the model, which helps to increase the applicability of the model. AudioSet<sup>8</sup> collected 10 second clips from 2.1 million videos. We randomly selected the audio of 18 videos for our assessment task. It should be noted that the original BriVL model used uses Chinese data sets, and VGG is in English. Because we have not tried downstream tasks other than image generation, it has no significant impact for the time being, and is sufficient for qualitative analysis. BriVL needs more than 100 A100 graphics cards to train for 10 days, so we don't consider retraining it.

### 2.2. Feature Extraction Processing

For image and audio encoders, we use EfficientNet-B7 [15] as the CNN in the image encoder, and the backbone WavLM [16] as the basic transformer in the audio encoder. The self concerned block is composed of 4 Transformer encoder layers and MLP block respectively, with two fully connected layers and one ReLU activation layer. The following is the extraction method of our two encoders:

**Image Encoder.** In the input image, the method of BriVL using random grayscale for the input image and random color jitter for data enhancement is followed. For all videos in the dataset, we use 720P resolution and separate images (if not, use 480P). All images are cropped down to  $360 \times 360$  pixels. We use Transformer to capture patch features, and use the average pooling layer to fuse and extract. To better capture the relationship of image patch features,

BriVL's team deploy a self-attention (SA) block containing multiple Transformer encoder layers. Every Transformer encoder layer consists of a multi-head attention (MHA) layer and a feed forward network (FFN) layer [1]:

$$\mathbf{S}' = \text{LayerNorm}(\mathbf{S} + \text{MHA}(\mathbf{S})) \quad (1)$$

$$\mathbf{S} = \text{LayerNorm}(\mathbf{S}' + \text{FFN}(\mathbf{S}')) \quad (2)$$

Then, they use the average pooling layer to fuse the extracted patch features:

$$\mathbf{r}^{(i)} = \frac{1}{N_p} \sum_{j=1}^{N_p} \mathbf{S}_j \in \mathbb{R}^c \quad (3)$$

where  $\mathbf{S}_j$  is the  $j$ -th column of  $\mathbf{S}$ . A two-layer MLP block with a ReLU activation layer is adopted to project  $\mathbf{r}^{(i)}$  to the joint cross-modal embedding space, resulting in the final  $d$ -dimensional image embedding  $\mathbf{z}^{(i)} \in \mathbb{R}^d$ .

**Audio Encoder.** For audio input, we first convert the original audio waveform (1D) into a spectrum (2D) as the input of WavLM, and pool the entire 512 dimensional audio sequence to output an embedding. The WavLM embedding is computed by the weighted average of outputs from all transformer layers. The WavLM<sup>9</sup> model inspired by HuBERT contains two main networks as follows: a CNN encoder and a Transformer with  $L$  blocks. During training, some frames of the CNN encoder output  $\mathbf{x}$  are masked randomly and fed to the Transformer as input. The Transformer is optimized to predict the discrete target sequence  $\mathbf{z}$ , in which each  $z_t \in [C]$  is a  $C$ -class categorical variable. The distribution over the classes is parameterized with

$$p(c|\mathbf{h}_t) = \frac{\exp(\text{sim}(\mathbf{W}^P \mathbf{h}_t^L, \mathbf{e}_c)/\tau)}{\sum_{c'=1}^C \exp(\text{sim}(\mathbf{W}^P \mathbf{h}_t^L, \mathbf{e}_{c'})/\tau)} \quad (4)$$

where  $\mathbf{W}^P$  is a projection matrix,  $\mathbf{h}_t^L$  is the output hidden state for step  $t$ ,  $\mathbf{e}_c$  is the embedding for class  $c$ ,  $\text{sim}(a, b)$  means the cosine similarity between  $a$  and  $b$ , and  $\tau = 0.1$  scales the logit [16]. The WavLM embedding is calculated by the weighted average of all transformer layer outputs of WavLM, where the weights are learned during fine tuning. In the process of fine-tuning, we either update or freeze the parameters of WavLM.

### 2.3. Training process

We continue to use a similar cross modal comparative loss in BriVL. Since the two negative queues used in our BriVL decouple the queue size from the mini-batch size, we can have a much larger negative sample size than the mini-batch size (thus GPU-resource-saving). Loss function with cross projection defined as  $CXLoss = L(f(\text{Image}), \text{Audio}) + L(\text{Image}, g(\text{Audio}))$  ( $f, g$ : projection functions and  $L$ : contrastive loss).

For all models, we use grid search to find the best hyperparameter. For other hyperparameters (such as batch size, training steps, learning rate, etc.), we directly use the suggested values in the original papers. Note that for per-instance perturbation, we adopt the appropriate quantity compared to the original epochs. In this paper, we utilize several key parameters to achieve our experimental results. The TOPK parameter is set to 1, which indicates that we only consider the top-scoring prediction for each input instance. The QUEUE\_SIZE parameter is set to 9600, which controls the number of instances that can be processed in parallel. Finally, we use a MOMENTUM value of 0.99 to stabilize the learning process and prevent oscillations during training.

<sup>7</sup><https://github.com/hche11/VGGSound>

<sup>8</sup><https://research.google.com/audioset>

<sup>9</sup><https://github.com/microsoft/unilm/tree/master/wavlm>



Fig. 2. Examples of CLIP (top) and BriVL (bottom) to image generation from text, BriVL’s labels in x-axis are translated.

### 3. RELATED WORKS

Our motivation comes from the relevant work proposed in the first half of this year (2022): we saw that BriVL has demonstrated better performance than CLIP [10] in many aspects, and Microsoft’s new WavLM [16] is also better than the previous Wav2Vec [17] in most cases. We guess that the combination of these two new works will also be better than Wav2CLIP<sup>10</sup>.

For many years, people have been trying to give AI people multimodal perception and thinking, and people’s impressions of different external inputs are certainly a topic among them. With the emergence of different generation models, such as Goodfellow introduced GAN in 2014, there has been a lot of excellent work in the field of image generation. From single mode to multi-mode, from text guidance about 15 years later to audio guidance [18] 20 years later (of course, there are more and earlier attempts and exceptions), there are more than ten impressive works [7]. In recent years, the Diffusion model [19, 20] has promoted researchers to pay more attention to the field of generating graph.

For example, here are two groups of graphs in Figure 2 generated by using CLIP and BriVL respectively using GAN for comparison and understanding in the field of text-guided generation. In the field of audio-guided image generation, in addition to Audio-CLIP and other similar but actually different work, the most similar is Wav2CLIP [21] Compared with their work, BriVL has more weak semantic relevance, so our model is more imaginative. Secondly, for our network architecture, because there is not necessarily a fine-grained area match between the image and audio, we lost the time-consuming target detector and adopted a simple and more efficient dual tower architecture, so we can encode the image and audio input through two independent encoders. Thirdly, BriVL designed a cross modal comparative learning algorithm based on the single modal comparative learning method MoCo [12], which has different advantages than CLIP.

### 4. TASK: SPEECH GENERATION PICTURE

To visually analyze the shared embedded space of WavBriVL and enhance its detectability. We asked WavBriVL to generate images with the help of VQGAN<sup>11</sup>.

<sup>10</sup><https://github.com/descriptinc/lyrebird-wav2clip>

<sup>11</sup><https://github.com/CompVis/taming-transformers>

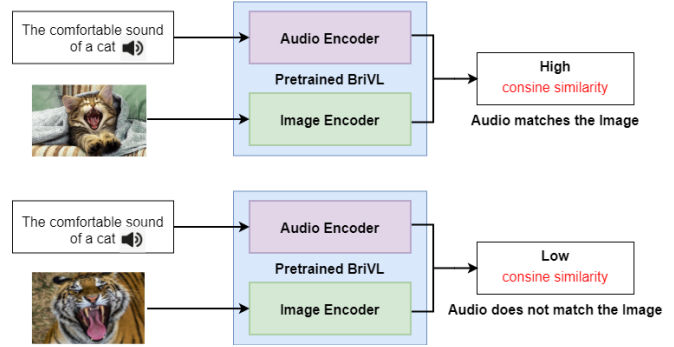


Fig. 3. Working principle of VQGAN+WavBriVL

#### 4.1. Processing Method

WavBriVL includes an Audio Encoder and an Image Encoder. Its pre training model can accurately judge whether the given audio and image match. In order to generate audio guidance image, we only need to match the image generated by VQGAN with the input audio according to whether BriVL “approves” it. If there is no match, feedback will be given to VQGAN [22] to guide it to generate more accurate images. This process is an iterative process of training adversarial neural generative network [23]. In this iteration process, the image quality generated by GAN must be getting better and better, and closer to the limit of WavBriVL.

VQGAN is a pre-trained model on the ImageNet dataset, known for its ability to generate highly realistic images. Its use in Wav2CLIP allows for convenient comparison with similar work. Each token in the token sequence is a vector from VQGAN’s pre-trained token set or codebook. The generation process begins with randomly selecting a token sequence and a generated image from the pre-trained VQGAN model. Next, the image is passed through BriVL’s image encoder and an audio piece is simultaneously inputted into the audio encoder. Finally, we use backpropagation to update the initial token sequence by defining the target to be matched between the image and audio embeddings. VQGAN and WavBriVL remain frozen during the generation process, as is customary in performance testing.

#### 4.2. Correlation between sounds and images

In Figure 4, We show that we can generate better images and interpretable correlations. However, it only demonstrate their authenticity, but we wanted to assess the relationship between sounds and images. To accomplish this, we conducted a test like previous work [24, 25] where participants were asked to select the image that was most closely linked to a given sound from a set of two images. Each of these images was conditioned on a different sound class, so if our model could generate images that were relevant to a particular sound class, then participants would select the corresponding image that was generated from the inputted sound rather than an image generated from a different class of sampled sounds. We repeated the experiment three times to get a range of three values.

Options	Positive	Negative	Neither
Percentage (%)	72 - 78	10 - 16	9 - 15

Table 1. Human scores on correlation between sounds and images




Fig. 4. Images generated from five audio in AudioSet [14]. Top: Wav2CLIP, Bottom: WavBriVL - The x-axis is the input audio.

Table 1 displays the findings of the study, with the options representing the participants’ choices. A positive option indicates that participants selected the image generated from the sound they heard, while a negative option suggests that they chose the image generated from a sampled sound of a different class. The “neither” option indicates that participants believed that neither image could represent the sound they heard. The results reveal that the majority of participants believed that the images generated by our model were correlated with the input sounds, demonstrating our model’s capability to produce images that are related to the given sounds.

### 4.3. Comparison with previous work

In previous work, Wav2CLIP also tried to generate text/audio maps. Figure 4 shows another group of pictures generated by Wav2CLIP and WavBriVL using English audio. We can see that the style of text generation diagram is similar, which is because they all use the same generation model. However, in details, they have their own characteristics: for example, in their understanding of “Flyer”, English has both the meaning of flying objects and flyers, while Chinese is closer to the meaning of birds. This is not the difference caused by translation, because the input is the same audio file, the lantern element and magpie can show that BriVL has more Chinese characteristics, and the other pictures have similar characteristics; In underwater acoustic guidance, we can see that their generated images are similar. After all, natural underwater sound is more common, and more coherent. This reflects the argument/advantage of “BriVL generated images are more integrated than CLIP just stacking elements” mentioned in BriVL’s original paper.

The audio generation process exhibits two distinct characteristics in the two models, while the images remain recognizable to human observers. The first characteristic is convergence, as evident from the similarity of images produced by both models. This can be attributed to the training set being composed of English images, which dampens the stylistic differences between the two models. The second characteristic is divergence, as depicted in Figure 4, where the images are more imaginative compared to those in Figure 2. This divergence can be explained by two factors: firstly, BriVL’s weak semantic text image dataset has a higher imaginative capacity,

and secondly, the audio itself has a strong ability to diverge, thereby enhancing the model’s associative capabilities.

## 5. SUMMARY & CONCLUSIONS

We propose WavBriVL<sup>12</sup>, a method for extracting audio representation. It is revealed that WavBriVL can output relatively relevant audio representations, and it has been proved that WavBriVL can be used to solve multimodal tasks such as audio generation diagrams<sup>13</sup>. For future work, we will explore interpretable machine learning methods that utilize cross modal (audio to image) generation capabilities. Evaluate all audio classification and retrieval tasks under the embedded system learning, and compare with Wav2CLIP and more advanced models in the future. We will try to share the embedded space to achieve the cross modal function of image generating text and image generating audio. In addition, we will consider to try Microsoft’s latest text-voice fusion model, SpeechLM [26] and Diffusion model [19, 20], as the next version of the work.

## 6. REFERENCES

- [1] Nanyi Fei, Zhiwu Lu, Yizhao Gao, Guoxing Yang, Yuqi Huo, Jingyuan Wen, Haoyu Lu, Ruihua Song, Xin Gao, Tao Xiang, et al., “Towards artificial general intelligence via a multimodal foundation model,” *Nature Communications*, vol. 13, no. 1, pp. 1–13, 2022. 1, 2
- [2] Xichen Pan, Peiyu Chen, Yichen Gong, Helong Zhou, Xinbing Wang, and Zhouhan Lin, “Leveraging unimodal self-supervised learning for multimodal audio-visual speech recognition,” in *Proceedings of the 60th Annual Meeting of the Association for Computational Linguistics (Volume 1: Long Papers)*, Dublin, Ireland, May 2022, pp. 4491–4503, Association for Computational Linguistics. 1
- [3] Wenhui Wang, Hangbo Bao, Li Dong, Johan Bjorck, Zhiliang Peng, Qiang Liu, Kriti Aggarwal, Owais Khan Mohammed,

<sup>12</sup><https://github.com/FangSen9000/WavBriVL>

<sup>13</sup><https://github.com/FangSen9000/BriVL-Generation>

- Saksham Singhal, Subhojit Som, et al., “Image as a foreign language: Beit pretraining for all vision and vision-language tasks,” *arXiv preprint arXiv:2208.10442*, 2022. 1
- [4] Hang Chen, Hengshun Zhou, Jun Du, Chin-Hui Lee, Jingdong Chen, Shinji Watanabe, Sabato Marco Siniscalchi, Odette Scharenborg, Di-Yuan Liu, Bao-Cai Yin, et al., “The first multimodal information based speech processing (misp) challenge: Data, tasks, baselines and results,” in *ICASSP 2022-2022 IEEE International Conference on Acoustics, Speech and Signal Processing (ICASSP)*. IEEE, 2022, pp. 9266–9270. 1
- [5] Jacob Devlin, Ming-Wei Chang, Kenton Lee, and Kristina Toutanova, “Bert: Pre-training of deep bidirectional transformers for language understanding,” *arXiv preprint arXiv:1810.04805*, 2018. 1
- [6] Youssef Mroueh, Etienne Marcheret, and Vaibhava Goel, “Deep multimodal learning for audio-visual speech recognition,” in *2015 IEEE International Conference on Acoustics, Speech and Signal Processing (ICASSP)*. IEEE, 2015, pp. 2130–2134. 1
- [7] Hao Zhu, Man-Di Luo, Rui Wang, Ai-Hua Zheng, and Ran He, “Deep audio-visual learning: A survey,” *International Journal of Automation and Computing*, vol. 18, no. 3, pp. 351–376, 2021. 1, 3
- [8] Jared Kaplan, Sam McCandlish, Tom Henighan, Tom B Brown, Benjamin Chess, Rewon Child, Scott Gray, Alec Radford, Jeffrey Wu, and Dario Amodei, “Scaling laws for neural language models,” *arXiv preprint arXiv:2001.08361*, 2020. 1
- [9] Wei-Ning Hsu, Benjamin Bolte, Yao-Hung Hubert Tsai, Kushal Lakhotia, Ruslan Salakhutdinov, and Abdelrahman Mohamed, “Hubert: Self-supervised speech representation learning by masked prediction of hidden units,” *IEEE/ACM Transactions on Audio, Speech, and Language Processing*, vol. 29, pp. 3451–3460, 2021. 1
- [10] Alec Radford, Jong Wook Kim, Chris Hallacy, Aditya Ramesh, Gabriel Goh, Sandhini Agarwal, Girish Sastry, Amanda Askell, Pamela Mishkin, et al., “Learning transferable visual models from natural language supervision,” *ICML*, 2021. 1, 3
- [11] Pengcheng Zhao, Yanxiang Chen, Lulu Zhao, Guang Wu, and Xi Zhou, “Generating images from audio under semantic consistency,” *Neurocomputing*, vol. 490, pp. 93–103, 2022. 1
- [12] Kaiming He, Haoqi Fan, Yuxin Wu, Saining Xie, and Ross Girshick, “Momentum contrast for unsupervised visual representation learning,” in *2020 IEEE/CVF Conference on Computer Vision and Pattern Recognition (CVPR)*, 2020, pp. 9726–9735. 2, 3
- [13] Honglie Chen, Weidi Xie, Andrea Vedaldi, and Andrew Zisserman, “Vggsound: A large-scale audio-visual dataset,” in *ICASSP*. IEEE, 2020, pp. 721–725. 2
- [14] Jort F. Gemmeke, Daniel P. W. Ellis, Dylan Freedman, Aren Jansen, Wade Lawrence, R. Channing Moore, Manoj Plakal, and Marvin Ritter, “Audio set: An ontology and human-labeled dataset for audio events,” in *Proc. IEEE ICASSP 2017*, New Orleans, LA, 2017. 2, 4
- [15] Mingxing Tan and Quoc Le, “Efficientnet: Rethinking model scaling for convolutional neural networks,” in *International conference on machine learning*. PMLR, 2019, pp. 6105–6114. 2
- [16] Sanyuan Chen, Chengyi Wang, Zhengyang Chen, Yu Wu, Shujie Liu, Zhuo Chen, Jinyu Li, Naoyuki Kanda, Takuya Yoshioka, Xiong Xiao, et al., “Wavlm: Large-scale self-supervised pre-training for full stack speech processing,” *IEEE Journal of Selected Topics in Signal Processing*, 2022. 2, 3
- [17] Alexei Baevski, Yuhao Zhou, Abdelrahman Mohamed, and Michael Auli, “wav2vec 2.0: A framework for self-supervised learning of speech representations,” *Advances in Neural Information Processing Systems*, vol. 33, pp. 12449–12460, 2020. 3
- [18] Yue Qiu and Hirokatsu Kataoka, “Image generation associated with music data,” in *Proceedings of the IEEE Conference on Computer Vision and Pattern Recognition Workshops*, 2018, pp. 2510–2513. 3
- [19] Jonathan Ho, Ajay Jain, and Pieter Abbeel, “Denoising diffusion probabilistic models,” *Advances in Neural Information Processing Systems*, vol. 33, pp. 6840–6851, 2020. 3, 4
- [20] Chitwan Saharia, William Chan, Saurabh Saxena, Lala Li, Jay Whang, Emily Denton, Seyed Kamyar Seyed Ghasemipour, Burcu Karagol Ayan, S Sara Mahdavi, Rapha Gontijo Lopes, et al., “Photorealistic text-to-image diffusion models with deep language understanding,” *arXiv preprint arXiv:2205.11487*, 2022. 3, 4
- [21] Ho-Hsiang Wu, Prem Seetharaman, Kundan Kumar, and Juan Pablo Bello, “Wav2clip: Learning robust audio representations from clip,” in *ICASSP 2022-2022 IEEE International Conference on Acoustics, Speech and Signal Processing (ICASSP)*. IEEE, 2022, pp. 4563–4567. 3
- [22] Patrick Esser, Robin Rombach, and Bjorn Ommer, “Taming transformers for high-resolution image synthesis,” in *Proceedings of the IEEE/CVF conference on computer vision and pattern recognition*, 2021, pp. 12873–12883. 3
- [23] Martin Heusel, Hubert Ramsauer, Thomas Unterthiner, Bernhard Nessler, and Sepp Hochreiter, “Gans trained by a two time-scale update rule converge to a local nash equilibrium,” *Advances in neural information processing systems*, vol. 30, 2017. 3
- [24] Gabriel Ilharco, Yuan Zhang, and Jason Baldridge, “Large-scale representation learning from visually grounded untranscribed speech,” in *Proceedings of the 23rd Conference on Computational Natural Language Learning (CoNLL)*, Hong Kong, China, Nov. 2019, pp. 55–65, Association for Computational Linguistics. 3
- [25] Chia-Hung Wan, Shun-Po Chuang, and Hung-Yi Lee, “Towards audio to scene image synthesis using generative adversarial network,” in *ICASSP 2019 - 2019 IEEE International Conference on Acoustics, Speech and Signal Processing (ICASSP)*, 2019, pp. 496–500. 3
- [26] Ziqiang Zhang, Sanyuan Chen, Long Zhou, Yu Wu, Shuo Ren, Shujie Liu, Zhuoyuan Yao, Xun Gong, Lirong Dai, Jinyu Li, et al., “Speechlm: Enhanced speech pre-training with unpaired textual data,” *arXiv preprint arXiv:2209.15329*, 2022. 4